

Course Calendar 2022



FLEMING

Haliburton School
of Art + Design



Our arts diplomas are different!

In 3 semesters, students can complete an art or design diploma, build a solid portfolio, and move to the next step in a creative career. Learn intensively in state-of-the-art studios, from an array of highly reputable artists, designers, and craft professionals.

Both diplomas culminate in a specialized studio certificate of your choosing. Gain expertise in Ceramics, Artist Blacksmith, Glassblowing, Drawing & Painting, Digital Image Design, Fibre Arts, Jewellery Arts or Photography.



Visual and Creative Arts Diploma

Work like an artist every day in our intimate classes to expand your creative skills. This intensive studio foundations diploma will prepare you for a multitude of future options, such as independent practice or further education through solid articulation agreements.



Integrated Design Diploma

Bring your big ideas into the studio to think creatively and problem-solve through art and design. Integrating visual arts, craft, and design studies by blending traditional and new technologies - this unique and innovative diploma prepares students for the exciting and growing creative economy.

HSAD SUMMER/FALL 2022

General Information	2
Courses and Programs	
Course Listings by Date	4
Full-time Programs	7
Expressive Arts – Ontario College Graduate Certificate	8
Spring 2022	11
Summer 2022	14
Fall 2022	57
Instructor Biographies	58
Beyond the Studio	72
Faculty Art Auction	72
Community of Making	73
Art Talks	74
Live Entertainment	75
Registration Options	76
COVID-19 Safety Protocols	76
Important Registration Information	77
Refund Policy	77
FAQ 2022	78
Bursaries & Awards	79

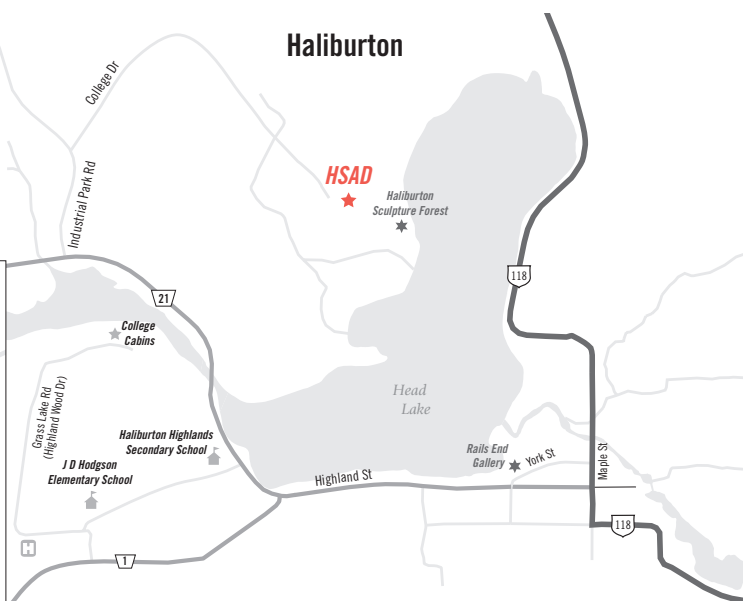
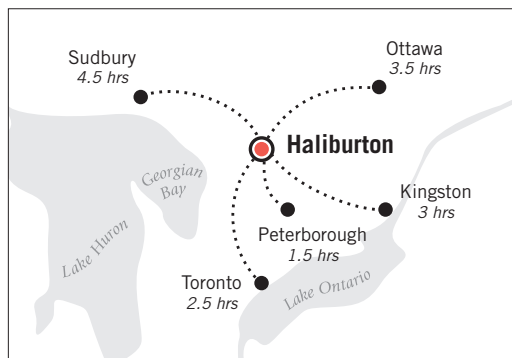
Fleming College respectfully acknowledges that we are situated on Mississauga lands and the traditional territory covered by the Williams Treaties. We are grateful for the opportunity to work and teach here and we thank all the generations of people who have taken care of this land – for thousands of years.

ABOUT THE COVER

Artist: Anda Kubis
Title of Piece: Bay, 7:45pm
Medium: Oil on canvas
Size: 60 X 72 inches

Director of Fleming College, Haliburton School of Art + Design, Anda Kubis is a recognized Canadian abstract painter. Working in large-scale oil painting and 2D digital practices, Anda's work demonstrates a commitment to aesthetics and creativity as integral to quality of life. Evocative of idyllic landscapes or microscopic imagery, Anda's abstract paintings provoke perception and conjure a wide range of association.





Art + Design Education Leaders

We believe in makers, artists, designers, and dreamers.

Our studio artist-instructors make the quality and unique diversity of HSAD's part-time program possible. Returning, long-time teachers are joined by new instructors, enabling us to transform the program each year and establish a highly charged creative atmosphere.

Courses are held in the village of Haliburton, just 2½ hours north of Toronto and 3½ hours west of Ottawa. Most are located at Fleming's Haliburton Campus and Haliburton Highlands Secondary School, with some classes held at other venues within the village. A map featuring locations is available online, and you will receive an email on the Friday of the week before your course, informing you of its specific location. Weekly locations and room numbers of all courses are posted at the entrances of the Fleming Campus and the high school. Friendly staff members will greet and assist each Monday morning.

LOCATION AND DATES

The majority of courses are held in Haliburton in the summer months, with additional offerings in the spring as detailed.

In order to accommodate changing registration levels and specific needs, room locations are finalized the Friday prior to the start of the course and are subject to change.

TIMES

Weeklong courses: 9:00am to 4:30pm, Monday to Friday (unless otherwise indicated – some are 6 days)

Saturday workshops: 9:00am to 5:00pm

FEES

Weeklong adult credit courses (5 days): \$411.75

Saturday workshops: \$128.07

Kids' courses: \$199.88, full day with one instructor

Youth courses: \$301.20

Youth/Teen courses: \$301.20

Materials extra.

COVID-19 SAFETY PROTOCOLS

We are committed to providing a safe and healthy environment on campus.

Fleming Safe, the college's extensive safety guideline, consists of multiple layers of safety protocols.

See page 76 for more information.

OPENING DATES FOR REGISTRATION

Spring & Summer courses... April 1

EXA individual courses within the 8-week program
if there is space... April 11

Fall courses... July 4

**REGISTER
ASAP!**

Waiting until the last minute
limits your choice of courses.

Calling for Creativity!

The 2022 Summer School at the Haliburton School of Art + Design shines out as a welcoming respite from challenging times. Building upon the artistically rich region of the Haliburton Highlands, nestled within the Haliburton Sculpture Forest, surrounded by sparkling lakes - we welcome you to join us for a summer of creativity, connection, and imaginative relaxation.

This summer you will find an astounding array of over 200 courses to choose from. From millinery, cloisonne enamelling, harp, guitar, and iron sculpture, to the ever-popular and copious painting courses – the sheer depth and variety of visual and performing arts on offer will draw out your senses and build upon your artistic abilities. Whether you are a returning student or a recruit, we want you to try your hand, and your heart, at the joy of making. You will encounter intimate classes with dedicated artists who simply want to share their passions. Beyond the studio, the faculty bring you weekly Art Talks and Thursday evening entertainment where you can mingle and meet.

Get away, bring your senses to life, and breathe in the creative inspiration of an HSA+D Summer. Our irresistibly friendly staff are here to help you any way that they can. We know you need this!

Connect with us at [instagram.com/flemingHSAD](https://www.instagram.com/flemingHSAD) or [facebook.com/flemingHSAD](https://www.facebook.com/flemingHSAD)
Creatively yours,

AKUBIS .



Anda Kubis

Director, Fleming College,
Haliburton School of Art + Design



CENTRE FOR MAKING

The Centre for Making at Haliburton School of Art + Design is a Maker Space.

A gathering place where anyone can learn, explore, and create using technology as a tool for making and prototyping.

Our facility houses 3D printers, scanners, a laser engraver, CNC machine, vinyl cutter, industrial sewing machine, digital embroidery machine, large-scale photo printer, printing press, Risograph printer, and an assortment of photography/videography equipment.

Community of Making

We are proud to be part of the Community of Making, a cooperative project that encourages digital learning and making in Haliburton County.

Find out more on page 73.

COURSE LISTINGS

by date



FLEMING

Haliburton School
of Art + Design

www.hsad.ca

askus@hsad.ca

1.866.353.6464 ext. 4

705.457.1680

Fax: 705.457.2255

297 College Drive,
P. O. Box 839
Haliburton, ON K0M 1S0

 facebook.com/flemingHSAD

 instagram.com/flemingHSAD

Bursaries are available
See page 79 for more information

OPENING DATES FOR REGISTRATION

Spring & Summer courses... April 1
EXA individual courses within the 8-week program
if there is space... April 11
Fall courses... July 4

**REGISTER
ASAP!**

Waiting until the last minute
limits your choice of courses.

*Please note that this schedule is subject to change
prior to April 1, 2022.*

SPRING 2022

May 16 to 20 (page 12)

Acrylics & Mixed Media – Botanicals Rose Pearson
Drawing – An Introduction to the Basics Marta Scythes
Drawn to Watercolour Painting Gord Jones
Quilting Creative Techniques Jan Anderson

May 30 to June 3 (page 13)

Blacksmithing René Petitjean
Jewellery – Stone Setting: Beg/Interm/Adv ... Susan Watson Ellis
Painting – Scaling Up Rhoda Payne
Painting with Egg Tempera: Introductory Nicole Collins

June 6 to 10 (page 13)

Iron Sculpture René Petitjean

Drawing & Painting Advanced Individual Studies (page 11)

May 16 to 21

Painting – Advanced Individual Studies Steve Rose

May 23 to 27

Visual Arts – Advanced Individual Studies Steve Rose

Expressive Arts Courses (pages 9 to 10)

May 9 to July 1

Introduction to Expressive Arts^M DeAnn deGrujter
Materials & Modalities in Expressive Arts^E
..... Marybeth Leis Druery
Expressive Arts – Exploring Relationships^M
..... Rachel Tanner & Wendy Newbery
Expressive Arts & Theatre of the Self – Embodied^E .. Dorit Osher
Planning & Practice in Expressive Arts^M
..... Wendy Newbery & Rachel Tanner
Nature & Labyrinth in Expressive Arts^E
..... Sue Morling & Robin McGauley
Exploring Diversity & Resilience through Expressive Arts^E
..... Lorrie Gallant
Professionalism in Expressive Arts^M DeAnn deGrujter

SUMMER 2022

June 27 to July 1 (pages 14 to 16)

Acrylics & Mixed Media – Intro/Interm . . . Annette Blady Van Mil
Bonsai Designs. Leon Martin
Botanical Drawing & Watercolour Painting Marta Scythes
Iron Sculpture. David Robertson
Maker Space Explorations. Scott Michael Walling
Oil Painting – Introduction to Plein Air John Anderson
Painting – Discover Your Style. Sandee Ewasiuk
Pottery – Throwing Camp. René Petitjean

July 4 to 8 (pages 16 to 21)

Acrylics – Adventures in Colour Melanie Matthews
Blacksmithing – Axe Making Aimie Botelho
Colour. Liz Pead
Fabric Printing – Irresistible Resists Gunnel Hag
Felted Landscapes Pam Carnochan
Fundamental Drawing Charles O'Neil
Kids' Art Camp Stephanie Park
Mixed Media Textile Assemblages Alice Vander Vennen
Pastel Painting – Introductory Margaret Ferraro
Photographic Landscapes – Intimate Interpretations
. Rob Stimpson
Pottery – Throwing Camp. René Petitjean
Quilting – Fibre Art Book Albert Cote
Travelling with a Sketchbook. Nancy Newman
Ukulele Orchestra for Beginners & Baritone
. Brenna MacCrimmon
Ukulele Orchestra Eve Goldberg
Watercolour Painting – Fall & Winter Landscape. Gord Jones
Write that Story. Ken Murray
Youth/Teen Sculpture Toni Caldarone

Saturday, July 9 (pages 21 to 22)

Chain Bracelet Workshop Susan Watson Ellis
Digital Art – Phones & Tablets Workshop. Tammy Rea
Encaustic Photo Transfer Workshop Susan Fisher
Fabric Art – Miniature Heat Mouldable Abstract Workshop
. Albert Cote
Journal Design & Embellishment Workshop
. Denise Magloughlen
Landscape Painting Workshop Matthew Mancini
Singing Harmony by Ear Workshop. Jane Lewis
Watercolour Painting Workshop. Marta Scythes

July 11 to 15 (pages 23 to 27)

Abstraction & Alchemy Andrew Rucklidge
Bladesmithing Craig Henshaw
Composition & Colour for Painting. Janine Marson
Contemplative Photography: Ways of Seeing Topics
. John McQuade
Creating Written Memoirs. Nora Zylstra-Savage
Creative Choral Music. Sherry Squires
Creative Choral Music II. Andy Rush
Encaustic Mixed Media & Collage Susan Fisher
Figurative Abstraction in Cold Wax & Oil Stephanie Schirm

Glassblowing and Glassblowing II. Mathieu Grodet
Guitar – Open Up Your Playing Nicholas Russell
Harp – Level II. Maureen McKay
Improvisation DeAnn deGruijter
Jewellery – Chain Making Susan Watson Ellis
Kids' Art Camp Toni Caldarone
Millinery – The Art of Hat Making Karyn Gingras
Mosaics – Stone & Pebble Wall Hanging. Heather Vollans
Negative Painting Nancy Newman
Plein Air Acrylics – Introductory John Anderson
Pottery – Form & Style. Duncan Aird
Singing – Improvisation, Harmony, Vocal Mediation & More
. Jane Lewis
Watercolour Basics & Beyond Marta Scythes
Weaving – Basic Level I. Laurie Allan Ungeitis
Youth/Teen Stained Glass. Wendy Ladurantaye
Zentangle® & Watercolour Chari-Lynn Reithmeier

Saturday, July 16 (page 28)

Alcohol Inks on Tiles Workshop Putzy Madronich
Colour Mixing Workshop. John Anderson
Drawing Basics Workshop Helen McCusker
Glassblowing Introductory Workshop. John Raynard
Jewellery – Silver Identification Bracelet Workshop
. Susan Watson Ellis
Mosaic Jewellery Heather Vollans
Printmaking – Woodcut Workshop Marta Scythes
Zentangle® Workshop Chari-Lynn Reithmeier

July 18 to 22 (pages 29 to 33)

Acrylics – Material Exploration & the Artistic Voice
. Victoria Wallace
Acrylics – Trees, Rocks, Water & Sky Mary Intven Wallace
Creative Writing – Ignite Your Potential Nora Zylstra-Savage
Glassblowing and Glassblowing II. Sheila Mahut
Harp – Level I Maureen McKay
Jewellery – Spinner Rings Shannon Kennedy
Kids' Art Camp Noelia Marziali
Landscape Painting – Forms, Surfaces & Gestures
. Andrew Rucklidge
Mosaics – Small Sculptures for the Canadian Garden
. Heather Vollans
Music – An Intro to Home Recording. Nicholas Russell
Oil Painting – Plein Air John Anderson
Painting with Alcohol Inks – Exploring Surfaces
. Putzy Modronich
Paper Collage. Joanna Turlej
Portraiture – Drawing & Painting Marta Scythes
Pottery – Composite Construction & Complex Handles
. Tony Clennell
Quilting – I Have Something to Say Bill Stearman
Screenwriting Fundamentals – The Short Screenplay
. Hope Thompson
Soft Pastels & Mixed Media. Helen McCusker
Spinning. Rebecca Lamperd
Stained Glass Wendy Ladurantaye
Weaving – Sashes, Straps & Bands Ralph Johnston
Youth/Teen Soapstone Carving. Elise Muller

Saturday, July 23 (pages 34 to 35)

Figure Drawing Introductory Workshop Helen McCusker
Japanese Washi Lamp Workshop Victoria Wallace
Jewellery – Forged Bangle Workshop Todd Jeffrey Ellis
Pen, Ink & Watercolour Workshop Marta Scythes
Quilting – Bargello Wave Workshop Anne McAllister
Sewing for Beginners Workshop Rita Diilio
Watercolour Butterfly Earrings Workshop Margot Snow

July 25 to 29 (pages 35 to 41)

Blues Guitar – Beginner & Intermediate Suzie Vinnick
Book Art – Mixed Media, Painting & Binding Holly Dean
Drawing & Painting Landscapes on Mylar Martha Johnson
Felting Fundamentals & Techniques Denise Magloughlen
Fibre Art – Batik, Rusting & Colour Manipulation Jan Anderson
Garment Making – Overhauls Karen Thorn
Gel Plate Monoprints: Creative Printmaking Without a Press
..... Kim-Lee Kho
Glassblowing and Glassblowing – Style & Form Andrew Kuntz
Graphic Storytelling Hope Thompson
Jewellery Michael Letki
Kids' Art Camp Noelia Marziali
Landscape – Real, Imagined & Altered Kal Honey
Life Drawing & Painting Helen McCusker
Mosaics Annette Blady Van Mil
Painting & Collage – 3 Dimensions
..... Rosemary Vander Breggen
Paper Maché Sculpture Victoria Wallace
Photography – Finding Your Voice Linda Rutenberg
Plein Air Landscape Painting Sam Paonessa
Pottery – Beginners Stephanie Park
Soapstone & Alabaster Carving Elise Muller
Watercolour Painting – Big Skies, Clouds & Landscapes
..... Marta Scythes
Weaving Your Heirloom Blanket Liz Pead
Wire Sculpture Charles O'Neil
Youth Archery & Fencing Brad Sherwood
Youth/Teen Metal Jewellery Arts Susan Watson Ellis

Saturday, July 30 (pages 41 to 42)

Image Transfer & Collage on Various Surfaces Workshop
..... Victoria Wallace
Jewellery – Sterling Silver Fold Form Earrings Workshop
..... Todd Jeffrey Ellis
Make a Living from Your Art Workshop Linda Rutenberg
Mosaic Workshop Nagihan Zengin
Painting – Mixed Media Layers Workshop Holly Dean
Sashiko Workshop Harriet Boon
Sketching Horses Workshop Marta Scythes
Stash Rug Workshop Jan Anderson

August 1 to 5 (pages 43 to 48)

Alla Prima – Direct Painting Ljubomir Ivankovic
Artist Retreat: Yoga, Meditation & Drawing
..... Sheila Miller & Helen McCusker
Cloisonné Enamelling Shannon Kennedy
Contemplative Photography – Ways of Nature John McQuade
Decoy Caving – Contemporary Antique Style Ken Hussey
Fibre Arts Techniques Jan Anderson
Fibres, Feelings & the Creative Path Ardath Finnbogason-Hill
Folk Music for All Instruments & Vocals Katherine Wheatley
Glass Flamework Tech and & Glass Flamework Tech II
..... Brad Sherwood
Indigo & Shibori Harriet Boon
Jewellery Casting Michael Letki
Kids' Art Camp Susan Watson Ellis
Landscape Painting – Plein Air & Studio Sam Paonessa
Mask Making Clelia Scala
Painting – Layered Mixed Media Holly Dean
Painting & Collage – Unconventional
..... Rosemary Vander Breggen
Painting – Experimental Liz Pead
Picture Framing Janine Marson
Pottery – Coiling & Terra Sigillata Paula Murray
Printmaking – Watercolour Monoprints: The Floating Washes
..... Stephanie Rayner
Stone Carving Basics Elise Muller
Story Writing from Photographs Kelly Gauthier
Watercolour Painting – Experimental Kal Honey
Woodworking – Introduction Steven Der-Garabedian
Youth/Teen Drawing & Alternative Mark Making
..... Rebecca Reynolds

Saturday, August 6 (page 48)

Glass Flamework – Pipe Workshop Brad Sherwood

August 8 to 12 (pages 49 to 53)

Abstracting the Landscape in Acrylics Debra Krakow
Art – Making Through the Senses Rebecca Reynolds
Composition – Impact & Effect Kevin Ghiglione
Creative Writing Catherine Graham
Drawing & Painting Figures in the Landscape Martha Johnson
Glass Flamework – Sculpture Mathieu Grodet
Guitar Masterclass Jason Fowler
Parka Making Janet Stark
Portrait Painting Stephanie Schirm
Pottery – Raku Basics Michael Sheba
Printmaking – Watercolour Monoprints and
Photographic Chine Collé Transfers Stephanie Rayner
Puppet Design & Construction Clelia Scala
Quilting – Improvisational Abstract with Mixed Media
..... Albert Cote
Silversmithing/Metalsmithing/Jewellery Open Studio
..... Todd Jeffrey Ellis
SoulCollage® – Using Collage for Self-Discovery Elise Laviolette
Watercolour on Canvas Margot Snow
Watercolour Techniques on Fabric Margot Miller
Wood Carving – Father Christmas Ken Hussey
Youth/Teen – The Natural Way to Draw & Paint Janine Marson

August 13 & 14 (page 53)

Timber Framing – Introduction to Design Workshop
..... Glenn Diezel

August 15 to 19 (pages 54 to 55)

Batik Resists on Asian & Watercolour Papers Suzi Dwor
Glass Fusing, Slumping & Surface Decoration. Kirei Samuel
Landscape Painting – Contemporary Impressionism
..... Luke Despatie
Pottery – Experimental Raku & Related Firing Techniques
..... Michael Sheba
Quilting Basics – Introduction to Fibre Art (Youth to Adult)
..... Jan Anderson
Rag Rugs as an Art Form Judith Dingle
Timber Framing Glenn Diezel
Watercolour on Birch Panel Margot Snow
Writers' Oasis Susie Whelehan
Youth/Teen Weird & Wonderful Digital Short Animations
..... Noelia Marziali

August 20 to 27 (page 56)

OHS Spinning Certificate Program – Level I
Wendy E Bateman, Harriet Boon, Lois Freedman,
Louise Jackson, Julia Lee, Rebecca Lamperd, Beth Showalter
OHS Spinning Certificate Program – Level IV
Beth Abbott, Wendy E. Bateman, Harriet Boon,
Louise Jackson, Julia Lee, Beth Showalter

August 22 to 26 (page 56)

Youth/Teen Pottery Stephanie Park

FALL 2022

September 19 to 23 (page 57)

Dry Stone Structures John Shaw Rimmington

October 11 to December 6 – ONLINE (page 57)

Mindfulness, Creativity & Spirituality within Expressive Arts^E
..... Marybeth Leis Druery



**My feet don't touch the ground!
The walls within totally do disappear!**

ROBYNNE COLE

Community Arts Events

Check out Haliburton-area arts events
on pages 72 and 80.

FULL-TIME PROGRAMS

CERTIFICATE PROGRAMS (15 weeks)

Immerse yourself in over 600 hours of studio experience – explore one of our nine art certificates.

- Artist Blacksmith
- Ceramics
- Digital Image Design
- Drawing & Painting
- Fibre Arts
- Glassblowing
- Jewellery Arts
- Photo Arts

DIPLOMA PROGRAMS

Visual and Creative Arts (Haliburton Campus)

Investigate our unique and flexible options for earning a diploma in the visual arts.

Graphic Design – Visual Communication

September (Peterborough Campus)

Delivered at our campus in Peterborough, this is the only two-year Graphic Design advanced diploma program in Ontario.

Integrated Design

September (Haliburton Campus)

This one-of-a-kind, accelerated program will give you the fundamental design skills and critical thinking needed to become a successful designer in the 21st century.

ONTARIO GRADUATE CERTIFICATE PROGRAMS

Expressive Arts

May 9 to July 1, 2022
(Haliburton Campus)

Expressive Arts offer people of all ages the opportunity to express themselves through art, craft, writing, music, movement, and narrative arts. Fleming's Ontario Graduate Certificate in Expressive Arts is a helpful addition to the counseling, teaching, or ministry you currently offer others.

Independent Studio Practice

May to August (Haliburton Campus)

This unique, intensive studio program is designed for established artists and recent visual arts graduates to examine and further develop their art practice with the guidance of a team of professional faculty in a supportive, inspiring environment.

Expressive Arts

Ontario College Graduate Certificate Program

Monday, May 9 to Friday, July 1, 2022

The Expressive Arts Certificate is an eight-course Ontario College Graduate Certificate that can be achieved on a full-time basis by attending the eight-week intensive format program in the spring.

As of March 2018, the college no longer offers the EXA certificate on a part-time basis to new students.

For current part-time students who have declared intention to complete the certificate, individual course registrations, for up to four courses, will be considered in the eight-week program on April 11, 2022, dependent upon the program registration level and space availability. Registration priority is full-time students.

PROGRAM HIGHLIGHTS

This certificate would be a helpful addition to the counselling, teaching, or ministry you currently offer others. As a teacher, artist, nurse, social worker, minister, or someone in another caring profession, you will benefit from knowing how to facilitate the development and transformation of the people in your care, through expressive arts.

MINIMUM ADMISSION REQUIREMENTS

- Human service or arts diploma/degree.

Students who do not meet the formal academic requirements may apply for consideration through an alternate mature student admissions procedure. Inquire for additional information.

HOW TO APPLY

Full-time Domestic students must apply through Ontario Colleges. Go to www.ontariocolleges.ca

OCAS Code: EXA

College Code: SSFL

Campus Code: 4

You must submit your official transcripts of your diploma or degree in the arts or human sciences field of study.

Full-time International applicants must apply directly through Fleming College's International Student Office. international@flamingcollege.ca

Current part-time students register for individual courses within the full-time program or during the summer school schedule, through the Haliburton Campus. Dependent upon the complete program registration level and space availability in the full-time program, part-time students can register on April 11, 2022, for up to four courses.

When you have successfully completed the eight required courses inform the college, with a signed letter, that you wish to graduate. The certificate must be achieved within a 5-year period.

FEES AND ADDITIONAL COSTS

Domestic: *\$1,831.99 per semester for the intensive eight-week program, plus a \$200 material fee payable to the academic coordinator. Current part-time students pay individual course registration fees of \$335.84, plus a \$25.00 material fee per course. (Tuition and fees are subject to change.)

Although this program is not OSAP eligible, there are bursaries available to students who qualify.

International: \$7,497.81 for the intensive eight-week program plus a \$200 material fee payable to the academic coordinator. Tuition and fees are based on Canadian dollar rates and are subject to change.

CURRICULUM 2022

Introduction to Expressive Arts ^M	DeAnn deGrujter
Materials & Modalities in Expressive Arts ^E	Marybeth Leis Druery
Expressive Arts – Exploring Relationships ^M	Rachel Tanner & Wendy Newbery
Expressive Arts & Theatre of the Self – Embodied ^E	Dorit Osher
Planning & Practice in Expressive Arts ^M	Wendy Newbery & Rachel Tanner
Nature & Labyrinth in Expressive Arts ^E	Sue Morling & Robin McGauley
Exploring Diversity & Resilience through Expressive Arts ^E	Lorrie Gallant
Professionalism in Expressive Arts ^M	DeAnn deGrujter

To assist current part-time students achieve credits, the following online course is scheduled for Oct 11 to Dec 6, 2022:

Mindfulness, Creativity & Spirituality within Expressive Arts^E
Marybeth Leis Druery

M = Mandatory, E = Elective

ACCOMMODATIONS

College housekeeping cabins – There is limited shared accommodation in the school's housekeeping cabins on a first-come, first-served basis. Please note availability and costs are subject to change. Contact the Haliburton Campus for more information.

Cost: \$1,200.00 (HST included) for the full eight weeks of the full-time program. \$226.00 (HST included) per week for individual weeks.

Places 4 Students – Browse options at [Places4Students](https://places4students.com) - Property Listings.

flamingcollege.ca/programs/expressive-arts



EXPRESSIVE ARTS COURSES

To register for these courses you must meet the admission requirements for the EXA Graduate Certificate Program. Details available on page 8.

The M or E beside the course name indicates whether the course is Mandatory or Elective toward the Expressive Arts Certificate.

These courses do not count towards Fleming's Visual and Creative Arts Diploma (VCAD).

As a teacher, artist, nurse, social worker, minister, or someone in another helping profession, you will benefit from knowing how to facilitate the development and transformation of the people in your care, through expressive arts.



SPRING 2022

Introduction to Expressive Arts^M

COURSE CODE ARTS112 SECTION 41
INSTRUCTOR DeAnn deGruijter
DATES May 9 – 13, 2022
FEE \$335.84 (+ \$25 material fee payable to the coordinator)

This course introduces the history, theory and practice of expressive arts and a variety of arts materials and modalities used in facilitation. Learn how and why the guided process of expressive arts can have deep personal resonance, offer perspective, and aid in relaxation, discovery, and recovery. The process of explorative artmaking allows for expression that surpasses words, so to responsibly facilitate, one must first experience. Explore presence and process in this combination of theory and expressive arts immersion in a group setting.

Materials & Modalities in Expressive Arts^E

COURSE CODE ARTS2471 SECTION 41
INSTRUCTOR Marybeth Leis Druery
DATES May 16 – 20, 2022
FEE \$335.84 (+ \$25 material fee payable to the coordinator)

Demystify a selection of art supplies as you experiment with their properties, applications, and suitability for use in expressive arts experiences with different populations. Wet and dry visual arts materials, 3D, mixed media, fabric, papers, and much more will be covered, building your expressive arts toolkit. Learn the modality of mandalas, an ancient and powerful tool for focusing, contemplation, and personal spiritual growth. Explore centring exercises, visual, movement, sound and writing modalities while creating expressive mandalas, a personal mandala, and a collaborative mandala. The practices of mandalas and mindfulness as powerful tools for self-care will also be addressed.

Expressive Arts – Exploring Relationships^M

COURSE CODE ARTS91 SECTION 41
INSTRUCTOR Rachel Tanner & Wendy Newbery
DATES May 23 – 27, 2022
FEE \$335.84 (+ \$25 material fee payable to the coordinator)

Successful completion of Introduction to Expressive Arts is recommended prior to taking this course.

Explore various types of relationships and connections as you progress from working on self to working in pairs, to working in groups, using expressive arts. Experiential, demonstrated, and didactic learning methods will investigate the depth and value of expressive arts and their power to deepen connections. You will be encouraged to take advantage of group connections to deepen your personal expressive arts experience, awareness and appreciation. There will be ample opportunity for practice, discussion and feedback using role-playing of the client, the expressive arts practitioner, and the witness/observer.

There will be classes on Victoria Day Monday.

NEW! Expressive Arts & Theatre of the Self – Embodied^E

COURSE CODE ARTS2616 SECTION 41
INSTRUCTOR Dorit Osher
DATES May 30 – June 3, 2022
FEE \$335.84 (+ \$25 material fee payable to the coordinator)

This movement-based immersion into the self, through nature-based, embodied creative arts, explores personal awareness and transformation. Each day will begin with breath work and a somatic practice, a yoga flow, or a movement practice to focus on different body states: emotional, thinking, ecological, dream, and trauma body. This embodied experience will be further developed and expressed through multimodal expressive arts: visual arts, free-associative writing, stories, poetics, mask making, and nature-based engagement. The experience will culminate in organizing material created to share a live performance installation.

Fleming College and The Create Institute

Fleming College is pleased to be affiliated with The Create Institute in Toronto, Ontario (formerly International School of Interdisciplinary Studies). The Create Institute is a certificate-granting, registered private career college offering training institute in intermodal expressive arts therapy. Students who graduate from The Create Institute can apply their credits toward a MA degree in Expressive Arts Therapy at the European Graduate School in Switzerland.

Graduates of Fleming's Expressive Arts Certificate program will be granted the following should they choose to continue studies at the Create Institute:

- Credit for 100 studio hours in the CI program
- The distinction of "Arts Specialization" on their CI certificate

www.thecreateinstitute.org



Planning & Practice in Expressive Arts^M

COURSE CODE ARTS171 SECTION 41
 INSTRUCTOR Wendy Newbery & Rachel Tanner
 DATES June 6 – 10, 2022
 FEE \$335.84 (+ \$25 material fee payable to the coordinator)

Successful completion of Introduction to Expressive Arts is recommended prior to taking this course.

This course will teach you to plan and lead expressive arts experiences for others. Instruction will address a broad spectrum of expressive arts experiences as well as present the theoretical tools for assessing what type of experiences might be appropriate for various individuals and populations. You will learn how music, movement, visual, and narrative arts can promote self-awareness and personal growth with various populations. There will be opportunities to experience leadership in the non-judgmental atmosphere of the student group.

NEW! Nature & Labyrinth in Expressive Arts^E

COURSE CODE ARTS2615 SECTION 41
 INSTRUCTOR Sue Morling & Robin McGauley
 DATES June 13 – 17, 2022
 FEE \$335.84 (+ \$25 material fee payable to the coordinator)

This course is divided into two distinct sections. One half focuses on nature-based expressive arts experiences, and the other half on the labyrinth as an expressive arts modality.

Human creativity, engineering, and healthcare have all been inspired by nature. Explore this through the five senses, becoming more aware of nature's beauty and helping properties. Using nature inspired and therapeutic horticulture activities, explore the metaphoric correlation between our natural surroundings and humans. Using expressive arts modalities, reflect on these correlations and gain a deeper understanding of life situations.

The labyrinth's circular shape and winding path have significant application as a metaphor for wholeness and health. A safe container and a meditative tool, the labyrinth can be used to calm the mind, increase focus and concentration, explore and reconcile relationships, overcome blocks and stuck patterns in daily life, increase pleasure and satisfaction, align body, mind and spirit, recognize and connect with emotions, and induce feelings of clarity and contentment. It can also boost creativity, imagination and appreciation of play. Learn to integrate and adapt labyrinth practices into expressive art programs and deepen understanding of the role of nurturing self-awareness and self-care practices as facilitators.

Regular classes are held on Victoria Day (May 23) and Canada Day (July 1) holidays.

NEW! Exploring Diversity & Resilience through Expressive Arts^E

COURSE CODE ARTS2614 SECTION 41
 INSTRUCTOR Lorrie Gallant
 DATES June 20 – 24, 2022
 FEE \$335.84 (+ \$25 material fee payable to the coordinator)

This course is about awareness. It will help create empathy and understanding for those who have suffered grief, pain and trauma, given to them through no fault of their own. Explore acknowledgement of suffering and honour the resilience and strength of spirit required to carry that suffering in a culturally sensitive and respectful way. The trauma of residential schools, why it happened, and the impact on survivors and their communities is addressed through instruction and projects. Learn how powerful it is to witness and respect each human story and awaken and nurture each person's cultural resources in the discovery of healing.

Professionalism in Expressive Arts^M

COURSE CODE ARTS183 SECTION 41
 INSTRUCTOR DeAnn deGruijter
 DATES June 27 – July 1, 2022
 FEE \$335.84 (+ \$25 material fee payable to the coordinator)

Successful completion of Introduction to Expressive Arts and Expressive Arts: Exploring Relationships is recommended prior to taking this course.

It is essential to recognize the parameters of utilizing expressive arts within the bounds of one's training experience. How do we manage the scope of our professional practice, and where do we find inspiration and support once we graduate? How do you set up a practice that suits your needs and those of your clients? This course will cover ethical and professional issues that may arise while using the expressive arts – best practices, insurance, workshop logistics, and the local, provincial and national affiliations that can provide standardized professional registration and professional development.

HALIBURTON SPRING 2022

SPRING 2022

CONCENTRATED STUDY

DRAWING & PAINTING – ADVANCED INDIVIDUAL STUDIES

We are pleased to offer this opportunity for personal and professional growth as you immerse yourself in a deeper investigation of drawing and painting. With an emphasis on conceptual instead of technical investigations, learning will consist of facilitated discoveries resulting from interactions between all artists – students and instructors alike. Experience dialogue on a professional-to-professional level with your instructor and understand that differences of opinion are not only accepted but viewed as learning tools. These shared interests and exchanges will contribute significantly to your development as an artist. To maintain academic rigour and provide an effective learning environment, admission is subject to an assessment of suitability.

Please submit the following information by April 18, 2022:

- Colour images of work (min 6)
- Artist statement and biography
- C.V. including complete exhibition record
- Details of relevant visual arts training and/or experience and related aesthetic experience if applicable
- Your personal and professional goals, as well as your reasons for wanting to attend

Previous students of these courses are approved for participation and will not be required to engage in the detailed application and approval process again.

Email to: gail.woodard@flemingcollege.ca

Important: Please confirm submission by telephone message at 1-866.353.6464 ext. 6737

Register for the course(s) you are interested in as soon as possible. Registrations are accepted prior to determination of acceptance. Full refunds will be issued if an application is deemed unsuitable. Admission is subject to assessment as detailed. Individual attention and group dialogue will address your body of work, personal questions, and challenges in all courses.

The feasibility of each course will be determined two weeks in advance of course start.

Please note: These courses are not suitable for beginners.

Participants should be engaged in professional activities such as exhibiting, teaching, lecturing and/or adjudicating. Detailed assessment guidelines are available upon request. Participation requires the completion of a post-secondary arts program or the equivalent experience. Admission is subject to assessment.

With an emphasis on conceptual as opposed to technical investigations, these courses will provide an opportunity to expand your visual language, painting skills, and visual arts literacy. Instruction will encourage you to confront your creative processes such as imagery, content, ideas, and manner of execution as you explore the media of your choice. Individual attention and group dialogue will address your body of work, personal questions and challenges.

Painting – Advanced Individual Studies

COURSE CODE	ARTS914	SECTION	41
INSTRUCTOR	Steve Rose		
DATES	May 16 – 20, 2022		
FEE	\$411.75		

Visual Arts – Advanced Individual Studies

COURSE CODE	ARTS915	SECTION	41
INSTRUCTOR	Steve Rose		
DATES	May 23 – 27, 2022		
FEE	\$411.75		



Regular classes are held on Victoria Day (May 23)

MAY 16 TO 20, 2022

NEW! Acrylics & Mixed Media – Botanicals

COURSE CODE ARTS2499 SECTION 41
INSTRUCTOR Rose Pearson
DATES May 16 – 20, 2022
FEE \$411.75 (+ \$20 material fee payable to the instructor)

Explore the flexibility of acrylic paint and its enormous capacity to be used on its own or mixed with other materials in collage. Experiment with acrylic mediums and try a variety of techniques in completing small studies of plant life. Compositional design will be discussed as you work toward completing two canvases inspired by Georgia O'Keefe and Robert Kushner.

Drawing – An Introduction to the Basics

COURSE CODE ARTS307 SECTION 41
INSTRUCTOR Marta Scythes
DATES May 16 – May 20, 2022
FEE \$411.75

Develop your drawing skills in a supportive and relaxed environment. By immersing yourself in the fascinating discipline of drawing, you will learn to see rather than look! You will become familiar with the properties and uses of a range of drawing media, tools and papers. Several line and shading techniques will be demonstrated and explored while focusing on a variety of subjects. Simple perspective, lighting and composition will be studied and applied to project work. The objective is to build skills and instill confidence while you explore and develop a personal style. This course is suitable for all skill levels, as an introduction, refresher, or focussed immersion.

Drawn to Watercolour Painting

COURSE CODE ARTS2389 SECTION 41
INSTRUCTOR Gord Jones
DATES May 16 – May 20, 2022
FEE \$411.75

Beginner to intermediate watercolourists will explore the transition from a photo to a finished interpretive watercolour. Use simple and effective preliminary value sketches, compositional techniques, and drawing basics to condense the photographic subject matter. There will be interactive lectures, demonstrations, lots of painting time with individual instruction, and very supportive critique.

Quilting Creative Techniques

COURSE CODE ARTS2538 SECTION 41
INSTRUCTOR Jan Anderson
DATES May 16 – May 20, 2022
FEE \$411.75 (+ \$25 material fee payable to the instructor)

Blend conventional quilting techniques and designs with thread sketching, thread painting, discharging, fusible web applique, and painting with ink and paint. Instruction will include the basic quilt making skills necessary to design, construct, and quilt a unique piece from beginning to end. Explore the use of a design wall, value and colour manipulation, machine quilting, free motion, and finishing techniques. Creative freedom, as well as assistance in designing pieces will be available in a supportive and encouraging environment. You will be required to bring a familiar sewing machine in good working order. Instruction is suitable for beginner and experienced fibre artists.



These courses will run simultaneously. Please clearly indicate which course you are choosing.

Jewellery – Stone Setting: Beginner

COURSE CODE ARTS1492 SECTION 41
INSTRUCTOR Susan Watson Ellis
DATES May 16 – 20, 2022
FEE \$411.75

Instruction will enable you to fabricate sterling silver bezels for round, oval, or free form cabochons. Design a simple ring, pendant, or pin form on which to attach bezels to set stones in finished jewellery pieces of your own design. The material fee will vary with individual projects.

Jewellery – Stone Setting: Intermediate

COURSE CODE ARTS1493 SECTION 41
INSTRUCTOR Susan Watson Ellis
DATES May 16 – 20, 2022
FEE \$411.75

This course is not suitable for beginners.

Instruction will enable you to fabricate sterling silver bezels for round, oval, or free form faceted stones. Learn to cut a bearing into the bezel using stone setting burrs and a flex shaft machine. You will also design a jewellery form to mount your bezel on. Once the form is completed, the stone will be set using an electric hammer. Polishing will complete your unique jewellery creation. The material fee will vary with individual projects.

Jewellery – Stone Setting: Advanced

COURSE CODE ARTS1494 SECTION 41
INSTRUCTOR Susan Watson Ellis
DATES May 16 – 20, 2022
FEE \$411.75

This course is not suitable for beginners.

Instruction will enable you to form complex settings for your cabochon and faceted stones such as basket, prong, crown, and tapered, as well as multiple stone designs. You will be encouraged to use critical thinking to problem solve in these advanced setting designs. The material fee will vary with individual projects.



MAY 30 TO JUNE 3, 2022

Blacksmithing

COURSE CODE ARTS38 SECTION 41
 INSTRUCTOR René Petitjean
 DATES May 30 – June 3, 2022
 FEE \$577.37 includes \$158 initial material fee

This course involves the use of hot forges and metal. You must be prepared to work independently with a high level of concentration, physical exertion and mechanical aptitude.

Learn the basics of blacksmithing in a hands-on studio situation. You will have an opportunity to learn the skills required to produce appealing and functional objects using traditional blacksmithing techniques. Instruction will provide an understanding of simple forging principles such as drawing out, punching, scrolling and more. Finishing techniques will also be stressed. Ample opportunities will be provided to practice what you've seen demonstrated. Please bring a project concept with you. Large or multiple projects will be subject to additional material fees.

Painting – Scaling Up

COURSE CODE ARTS2448 SECTION 41
 INSTRUCTOR Rhoda Payne
 DATES May 30 – June 3, 2022
 FEE \$411.75

Step into the terrifying, mystifying, and deeply satisfying world of working large. Whether you're a fearless beginner or an experienced painter, you'll be encouraged to develop your vision in a supportive and challenging environment. Discover the physicality, unique rhythms and freedom that large scale brings as you build the confidence and the skills to express yourself more freely and boldly through scale. You are welcome to work in any water-based media and to paint/draw on canvas, paper or any other large (or large composite) surfaces of your choice. Please refer to the materials list for detail.



I am always amazed at how much participants can progress in just five days. I love watching their confidence as artists grow.

RHODA PAYNE

NEW! Painting with Egg Tempera: Introductory

COURSE CODE ARTS2296 SECTION 41
 INSTRUCTOR Nicole Collins
 DATES May 30 – June 3, 2022
 FEE \$411.75 (+ \$100 material fee payable to the instructor)

This course is not suitable for beginner painters. Experience with egg tempera is not required.

Written in the early 15th c in Florence Italy, Il Libro Del Arte by Cennino Cennini, is one of the earliest handbooks describing methods of late medieval and early Renaissance painting practices. Inspired by this text as well as contemporary practitioners, explore one of the original sustainable paints, Egg Tempera. Water, rabbit skin glue, chalk, silver, gold, pigments, and eggs will be used to create a permanent and fast-drying wooden panel painting akin to the altarpieces of medieval Europe, in 21st Century style. Some drawing and painting experience is advisable.

JUNE 6 TO 10, 2022

Iron Sculpture

COURSE CODE ARTS113 SECTION 41
 INSTRUCTOR René Petitjean
 DATES June 6 – 10, 2022
 FEE \$577.37 includes \$158 initial material fee

This course involves the use of hot forges and metal. You must be prepared to work independently with a high level of concentration, physical exertion and mechanical aptitude.

This course will introduce you to the unique world of iron sculpture by blending traditional and modern techniques to create amazing and unusual sculptural pieces. Skills learned will aid in the production of both indoor and outdoor sculpture as well as yard art. Learn basic forging, welding, and cutting techniques. Traditional finishes, colour, and patination will also be addressed. Please bring a project plan. If you are returning to this course, you will be encouraged to work on projects at an appropriate skill level. There will be an emphasis on coal and propane forge work.

HALIBURTON SUMMER 2022

JUNE 27 TO JULY 1, 2022

Acrylics & Mixed Media – Introductory

COURSE CODE ARTS1175 SECTION 41
INSTRUCTOR Annette Blady Van Mil
DATES June 27 – July 1, 2022
FEE \$411.75

Learn techniques using acrylic paints and products that will begin an exciting journey of discovery. You will be encouraged to work in a variety of formats, using traditional painting materials and fluid acrylics, as well as heavy body paints with collage. While technique will remain an important aspect, emphasis will be placed on experimentation, building a personal style and colour sense, choosing subject matter, and open discussions about the work produced.

This course will run simultaneously with Acrylics & Mixed Media – Intermediate. Please clearly indicate which course you are registering for.

Acrylics & Mixed Media – Intermediate

COURSE CODE ARTS712 SECTION 41
INSTRUCTOR Annette Blady Van Mil
DATES June 27 – July 1, 2022
FEE \$411.75

This course is not suitable for beginners. Instruction is designed for those who have some previous experience with acrylic painting.

In this course you will be encouraged to work in larger formats, using traditional painting materials and fluid acrylics, as well as heavy body paints with collage. While technique will remain an important aspect, emphasis will be placed on experimentation, building a personal style and colour sense, choosing subject matter, and open in-class discussions about the work produced.

This course will run simultaneously with Acrylics & Mixed Media – Introduction. Please clearly indicate which course you are registering for.



NEW! Bonsai Designs

COURSE CODE ARTS2511 SECTION 41
INSTRUCTOR Leon Martin
DATES June 27 – July 1, 2022
FEE \$411.75 (+ \$300 material fee payable to the instructor)

Bonsai and Penjing have a 2000-year history in China and Japan, but knowledge of this art began just 150 years ago for most Western countries. Learn about Bonsai history, growing techniques, styles, trees and shrubs suited to growing in pots, wiring and pruning, and much more. Instruction will provide a solid theoretical foundation, with reference materials, on the technical aspects of Bonsai. This knowledge will be applied in ample hands-on work with four different Bonsai styles – Moyogi-Informal Upright, Fukinagashi-Windswept, Yose ue-Group Planting and Bon-kei-Penjing – all of which you will take home. Time will also be devoted to Niwaki – this is the pruning, training, and shaping of trees in a Japanese Garden or your backyard. All project trees are grown in Ontario.


Botanical Drawing & Watercolour Painting

COURSE CODE ARTS1836 SECTION 41
INSTRUCTOR Marta Scythes
DATES June 27 – July 1, 2022
FEE \$411.75

This studio course is suitable for all skill levels but some painting experience would be an asset.

While studying a variety of floral and non-flowering plants, you will learn several drawing and watercolour painting techniques. Working from instructor demonstrations, photo references and live specimens, you will explore the intricate line, shape, texture and colour of various specimens. Composition and simple perspective, as they apply to botanical art, will be addressed. Emphasis will be placed on both loose interpretation and accurate structural analysis. Each day's instruction will include several small exercises and near the end of the week, you will be encouraged to focus on studies of choice. Instruction will include ongoing support and individual feedback, as requested.

**Regular classes are held on the
Canada Day (July 1) holiday.**



Iron Sculpture

COURSE CODE ARTS113 SECTION 42
 INSTRUCTOR David Robertson
 DATES June 27 – July 1, 2022
 FEE \$577.37 includes \$158 initial material fee

This course involves the use of hot forges and metal. You must be prepared to work independently with a high level of concentration, physical exertion and mechanical aptitude.

This course will introduce you to the unique world of iron sculpture by blending traditional and modern techniques to create amazing and unusual sculptural pieces. Skills learned will aid in the production of both indoor and outdoor sculpture as well as yard art. Learn basic forging, welding, and cutting techniques. Traditional finishes, colour, and patination will also be addressed. Please bring a project plan. If you are returning to this course, you will be encouraged to work on projects at an appropriate skill level. There will be an emphasis on coal and propane forge work.

Maker Space Explorations

COURSE CODE ARTS2261 SECTION 41
 INSTRUCTOR Scott Michael Walling
 DATES June 27 – July 1, 2022
 FEE \$411.75 (+ \$50 material fee payable to the instructor)

Technology broadens the scope of creative possibility and inspires unique explorations. This course will familiarize you with the equipment in Haliburton School of Art + Design's Maker Space – a PLA plastic 3D printer, a resin 3D printer, CNC machine, laser engraver, vinyl cutter, industrial sewing machine, digital embroidery machine, large-scale photo printer, printing press, Risograph printer and vacuum former. Each day will be spent immersed in a new technology, software, and process. Explore, experiment, and create using a variety of mediums and techniques including printmaking, 3D construction, stencil making, jewellery, and mould making. Skills learned could be applied to artistic pursuits, everyday life, or careers.

Oil Painting – Introduction to Plein Air

COURSE CODE ARTS596 SECTION 41
 INSTRUCTOR John Anderson
 DATES June 27 – July 1, 2022
 FEE \$411.75 (+ \$10 material fee payable to the instructor)

This course is not suitable for beginner painters. Some drawing and/or painting experience is required. Experience painting outdoors is not needed.

Engage in the amazing process of painting with oils on location and explore the idea of landscape painting as an artistic and creative endeavour. The language of paint will be developed by exploring colour, form, texture and composition outdoors. All concepts and techniques discussed will be demonstrated and supported through step-by-step guidance. An understanding of these principles, combined with individual instruction, will develop your confidence in the plein air experience. You are invited to work with oil paint in an environment that encourages individual freedom and expression along with the wonderful traditions from artists like Tom Thomson and members of the Group of Seven. This course is suitable whether you have limited painting and drawing experience or if you are a more experienced painter wanting to develop skills on location. Weather permitting, the majority of class time will be held outdoors.

Painting – Discover Your Style

COURSE CODE ARTS2216 SECTION 41
 INSTRUCTOR Sandee Ewasiuk
 DATES June 27 – July 1, 2022
 FEE \$411.75

Instruction is designed to assist in the discovery of your unique style of painting. Discuss artists and their styles while practicing techniques using a variety of materials and methods. In this manner, you will be able to explore and identify your current personal painting style and consider how to refine and push it to new levels. Instruction is appropriate for all skill levels and choice of painting media.



Pottery Throwing Camp – Intermediate/Advanced

COURSE CODE ARTS735 SECTION 41
INSTRUCTOR René Petitjean
DATES June 27 – July 1, 2022
FEE \$480.42 includes 3 bags of clay

This course is not suitable for beginners.

This is an opportunity to really focus on increasing your throwing skills. If you've 'hit the wall' in terms of being able to throw – more efficiently, bigger pieces, more consistently, looser pots, tighter pots – you will be encouraged and challenged to learn new throwing techniques, increase throwing skills, and practice, practice, practice. Throwing is a physical skill. It requires proper technique, good tools, and proper care of your body. Through a series of demonstrations, specific exercises, class discussions, inspirational videos, and lots of wheel time, you will elevate throwing skill, as well as develop a personal practice of pot-making. A pug-mill will be available to make reclaiming clay as easy as possible. While one bisque fire may be done to ease transport of trophy pots, it is not the intent of this course to cover glazing and firing. Also included is a smoke firing and a primitive firing in a downdraft barrel kiln. Please bring 2 dry, unfired, narrow-mouthed pots. A limber sense of humour and a willingness to cut pots in half will make the course much more enjoyable.



The number and variety of courses offered in extensive which is fantastic! This must be complex but is organized very well.

PHIL HUGHES

JULY 4 TO 8, 2022

NEW! Acrylics – Adventures in Colour

COURSE CODE ARTS2506 SECTION 41
INSTRUCTOR Melanie Matthews
DATES July 4 – 8, 2022
FEE \$411.75 (+ \$30 material fee payable to the instructor)

Unlock the secrets of good painting and controlled colour application as you explore the diverse and dynamic world of acrylic paint and media. Produce several finished paintings from grounds to finishes and create exciting guided studies as you broaden your scope and range of expression. Instruction will cover many painting techniques and applications, moving from slow blending techniques and thick impasto applications to fast, energetic abstract work and exercises in composition. Enjoy a supportive and dynamic environment that stimulates discussion and interaction. All techniques will be carefully demonstrated and well explained in an easy to follow step-by-step format.

NEW! Blacksmithing – Axe Making

COURSE CODE ARTS2609 SECTION 41
INSTRUCTOR Aimie Botelho
DATES July 4 – 8, 2022
FEE \$577.37 includes \$158 initial material fee
(+ \$15 – \$24 material fee depending on handle chosen, payable to the instructor)

This course involves the use of hot forges and metal. You must be prepared to work both independently and in groups with a high level of concentration and physical exertion.

Learn how to use a blacksmith's fire, hammer, and anvil to forge a small axe that can be used for competitive throwing, as a carpenter's axe, or for camping. Axes will be "punch eye" forged out of one solid piece of high carbon steel. Proper sledge-hammer striking techniques, basic metallurgy, and how to heat-treat steel to make it harder will all be covered. Hammering will often be done in teams, with each person making their own axe. No previous blacksmithing experience is required. Axe handles will be available for purchase on the first day of class.



Colour

COURSE CODE ARTS53 SECTION 41
INSTRUCTOR Liz Pead
DATES July 4 – 8, 2022
FEE \$411.75 (+ \$40 material fee payable to the instructor)

There is more to choosing effective colour combinations than merely picking the appealing ones. With insight and practice, colour becomes your most expressive tool. Learn how to make informed decisions on choosing colour for purely aesthetic reasons, emotional impact, or colour balance. It is one of the primary tools affecting visual perception and emotional response. Various studies will provide a basic understanding of the principles of colour and colour vocabulary. Examine tonal gradation, value, harmony, discord, optical colour mixing, and much more. A variety of visual support materials will inform and direct you. Expect to spend some time mixing paints and pulling objects from the world around you, in an exploration of what makes colour work and what works for you. Knowledge of the complexities of colour enriches your perception and deepens the pleasure and experience of art and the world around you.

Fabric Printing – Irresistible Resists

COURSE CODE ARTS1274 SECTION 41
INSTRUCTOR Gunnel Hag
DATES July 4 – 8, 2022
FEE \$411.75 (+ \$50 material fee payable to the instructor)

Discover a thousand different paths to the same goal: gorgeous cloth. Experiment with a wide variety of ingredients to create an exciting range of patterns and texture on fabric – both abstract and representational. Not only will you learn in-depth techniques for tied, clamped and pole wrap resists, you will also use soy wax to create gorgeous fabrics with exquisite colour and complexity. As well as learning to mix your own pigment colours, learn the techniques of hand painting/dyeing and how to make your own stamps and stencils to create one-of-a-kind resist printed fabrics. Truly irresistible!



Creating art through play and exploration is the most natural and honest work you can do. In doing so you will come to know yourself in a real and meaningful way.

PAM CARNOCHAN



Felted Landscapes

COURSE CODE ARTS1710 SECTION 41
INSTRUCTOR Pam Carnochan
DATES July 4 – 8, 2022
FEE \$411.75 (+ \$100 material fee payable to the instructor)

No previous knowledge of painting, drawing or wool is required.

From farm to frame – learn to process a raw fleece into a usable form, washing, picking, carding, and dyeing the wool. Using wet and needle felting techniques, this fleece will then be used to make a substantial piece of felt, from which you will create a wool landscape. You will be encouraged to be playful and creative while not being concerned with perfection as you experience landscape art in a whole new way.

Fundamental Drawing

COURSE CODE ARTS98 SECTION 41
INSTRUCTOR Charles O'Neil
DATES July 4 – 8, 2022
FEE \$411.75

This course will make it easy for the uninitiated to fearlessly approach the process of drawing in a refreshing and creative environment. Learn to work with an assortment of media in a variety of techniques. Exploration of light and shade, contour and gesture drawing will increase perception of form and space, line and tone, as well as provide a basic understanding of expression. Subject matter will include indoor and outdoor material as well as a life model. Approaches to subject matter will be kept as simple as possible until you feel ready for more involvement. Creativity will be emphasized, and special technique development will foster expression and creativity. Working with pencil, conté, crayon, ink, washes, charcoal and glue, among other media, you will enjoy individual, personalized instruction. Work in a relaxed, non-threatening environment conducive to overcoming frustrations and fears about the process of drawing.



COURSES FOR KIDS, YOUTH AND TEENS

All course names for our younger artists start with 'Kids,' 'Youth' or 'Teen,' depending on the age requirement.

See page 78 for more information.



I started art classes at HSAD because it sounded like fun. Now 10 years later I have become so passionate about art that it is a huge part of who I am. HSAD makes art accessible to those of us who have day jobs.

SUSANNE FARROW



Wonderful atmosphere to work in, especially for a total beginner like myself.

RUTH SILVER

NEW! Kids' Art Camp

COURSE CODE ARTS2608 SECTION 41
INSTRUCTOR Stephanie Park
DATES July 4 – 8, 2022
FEE \$199.88 (+ \$25 for clay and \$10 material fee payable to the instructor)

This course is open to kids 5 to 9 years of age. Kids' courses are full days with one instructor.

Theme: Wild about Clay! (See material list for additional details.)

Join us for a fun-filled week of marvelous mess-making and art exploration! Unleash your imagination and have fun creating, making, and playing.

Mixed Media Textile Assemblages

COURSE CODE ARTS2275 SECTION 41
INSTRUCTOR Alice Vander Vennen
DATES July 4 – 8, 2022
FEE \$411.75 (+ \$40 material fee payable to the instructor)

Create an evocative and exciting art piece that combines the work of our hands with those of Mother Nature's. Juxtapose fibre art with natural materials to create a framed, stitched, three-dimensional textile assemblage. Allow the rich textures, brilliant colours and nuanced lines of stitched textiles to interact with the mysterious beauty of the imprinted stone, the gentle branch or a fragile leaf. Incorporate glowing copper and wire, fabric transfers of precious photos, or tell a story with the remnants of an heirloom quilt. Work with a variety of textiles, including remnants of your own stitched, embroidered and embellished work, new fabrics, and found pieces of textiles that catch your eye.

Pastel Painting – Introductory

COURSE CODE ARTS1100 SECTION 41
INSTRUCTOR Margaret Ferraro
DATES July 4 – 8, 2022
FEE \$411.75

This course begins with a thorough introduction to pastel supplies and their many application techniques. Study each method separately, first by example, then by demonstration, resulting in the creation of a sample booklet of different pastel mixing techniques. Utilize the proper techniques to keep a clear palette, control values, and layer pigment to create the luminous and rich quality of this medium. Instruction will familiarize you with different types of pastels, how to use them in conjunction with each other, and the most beneficial way of achieving impact with the medium. Basic colour theory is addressed while taking inventory of the colours you have and how to mix the ones you don't have. Learn the traditional technique for setting up a painting with a value sketch using a limited and then an expanded palette. Individual studies of many popular subjects such as trees, bushes, flowers, fruits, skies, and water will be covered.



Photo: robstimpson.com

Photographic Landscapes – Intimate Interpretations

COURSE CODE ARTS2180 SECTION 41
 INSTRUCTOR Rob Stimpson
 DATES July 4 – 8, 2022
 FEE \$411.75

This course is not suitable for beginners. Knowledge of your camera and photo imaging software is essential.

From vistas overlooking unbroken forest to a wealth of lakes and rivers, the varied and diverse landscapes of the Haliburton Highlands inspire the exploration of photographic techniques. Good photographs are made, not just taken. Learn to create a landscape image, using three methods; pre-visualization, image capture, and post-processing recognition of an existing composition to be obtained effectively. Instruction will address camera functions, combined functions, and lens selection to capture what you are seeing. Photo imaging software takes your work to the next level in the creation of the image shot. The differences between and suitability of documenting or interpreting a photograph will be discussed. Instruction will include assignments, image sharing, and constructive critiques. Working with like-minded people, intermediate photographers will learn new techniques and refine work flow.

Pottery Throwing Camp – Intermediate/Advanced

COURSE CODE ARTS735 SECTION 42
 INSTRUCTOR René Petitjean
 DATES July 4 – 8, 2022
 FEE \$480.42 includes 3 bags of clay

This course is not suitable for beginners.

This is an opportunity to really focus on increasing your throwing skills. If you've 'hit the wall' in terms of being able to throw – more efficiently, bigger pieces, more consistently, looser pots, tighter pots – you will be encouraged and challenged to learn new throwing techniques, increase throwing skills, and practice, practice, practice. Throwing is a physical skill. It requires proper technique, good tools, and proper care of your body. Through a series of demonstrations, specific exercises, class discussions, inspirational videos, and lots of wheel time, you will elevate throwing skill, as well as develop a personal practice of pot-making. A pug-mill will be available to make reclaiming clay as easy as possible. While one bisque fire may be done to ease transport of trophy pots, it is not the intent of this course to cover glazing and firing. Also included is a smoke firing and a primitive firing in a downdraft barrel kiln. Please bring 2 dry, unfired, narrow-mouthed pots. A limber sense of humour and a willingness to cut pots in half will make the course much more enjoyable.

NEW! Quilting – Fibre Art Book

COURSE CODE ARTS2581 SECTION 41
INSTRUCTOR Albert Cote
DATES July 4 – 8, 2022
FEE \$411.75 (+ \$25 material fee payable to the instructor)

Create one-of-a-kind and personal fabric pages using several techniques, including machine sewing, hand stitching and beading embellishments. Create several pages using your own stories as well as a collaborative story by the members of the class. These will then be joined together into a unique fibre book with an interesting fabric cover. Several binding and spine examples will be discussed.

Travelling with a Sketchbook

COURSE CODE ARTS2164 SECTION 41
INSTRUCTOR Nancy Newman
DATES July 4 – 8, 2022
FEE \$411.75 (+ \$10 material fee payable to the instructor)

Some watercolour experience is preferable.

Whether you travel near home or farther afield, travelling with a sketchbook makes the experience more memorable and enjoyable. Discover easy, enjoyable and successful approaches to painting and sketching on location. Use a variety of tools, water media and techniques to capture the essence of the landscape. Many practical ideas for travelling with a sketchbook will be shared. New techniques will be introduced in the classroom, followed by some time en plein air applying new skills and approaches. Gain the courage required to paint on location the next time you travel, even if the trip is just to your dock at the cottage.



Ukulele Orchestra for Beginners & Baritone

COURSE CODE ARTS2445 SECTION 41
INSTRUCTOR Brenna MacCrimmon
DATES July 4 – 8, 2022
FEE \$411.75 (+ \$25 material fee payable to the instructor)

This course is not suitable for absolute beginner players. Minimum requirements: You'll need to know how to tune your instrument and play a dozen basic ukulele chords. Being able to read music is an asset but not essential.

This is a unique opportunity to develop your ukulele skills in an ensemble setting. Together with the companion "Intermediate/Advanced" course, explore a wide variety of music with arrangements that feature easy and more challenging parts to accommodate a wide range of playing experience. Whether you have had some previous experience playing in a ukulele ensemble, or you are entirely new to the concept, there will be a part for you. Spend part of each day in your class learning your parts and refining details, and part of each day working with the companion class as a full ensemble. The goal is to prepare and perform an end-of-week concert for the enjoyment of the summer school community. You will be using written scores or tablature as well as learning some songs by ear. You will be playing simple melodic lines, harmony parts and strumming or plucking some parts. Singing is encouraged but not required. You are required to bring a ukulele in good working order. Arrangements are for ukuleles in C tuning and baritone ukuleles in G tuning.

Ukulele Orchestra – Intermediate/Advanced

COURSE CODE ARTS2443 SECTION 41
INSTRUCTOR Eve Goldberg
DATES July 4 – 8, 2022
FEE \$411.75 (+ \$25 material fee payable to the instructor)

This course is not suitable for beginners. Minimum requirements: intermediate and advanced players should have completed Ukulele Intermediate (previously called Ukulele Ensemble I) or a similar class and be able to read and play from written scores in the keys of C and F.

This is a unique opportunity to develop your ukulele skills in an ensemble setting. Together with the companion "Beginners and Baritone" course, explore a wide variety of music with arrangements that feature easy and more challenging parts to accommodate a wide range of playing experience. Spend part of each day in your class learning parts and refining details, and part of each day working with the companion class as a full ensemble. You will be using written scores/tablatore as well as learning some songs by ear, playing melodic lines and harmony parts with some strumming, fingerpicking and singing. The goal is to prepare and perform an end-of-week concert for the enjoyment of the summer school community. You are required to bring a tenor, concert or soprano ukulele in good working order. Baritones may enrol in the companion "Beginners and Baritone" course. Arrangements are for ukuleles in C tuning. A ukulele strung with a low "G" string is required. Low "G" strings will be available for purchase for those who need them.

Watercolour Painting – Fall & Winter Landscape

COURSE CODE ARTS2450 SECTION 41
INSTRUCTOR Gord Jones
DATES July 4 – 8, 2022
FEE \$411.75

Fall landscapes present an opportunity to explore bold colours and dramatic skies, and it is said that winter is made for watercolours. Subject matter, composition, and execution will take advantage of the medium's fluid quality, with one or two paintings completed each day. Photo references will be provided, and step-by-step demonstrations will guide you through all the stages of creating a finished work. Instruction will address designing the image, drawing the subject, working on wet paper, and mixing colours to create depth and lighting. Learn in a relaxed and very supportive atmosphere with individual attention and gentle group critique. Instruction suits beginner to intermediate levels of skill.

Write that Story

COURSE CODE ARTS2455 SECTION 41
INSTRUCTOR Ken Murray
DATES July 4 – 8, 2022
FEE \$411.75

You have a story you want to write and you need to get started OR you have been writing a story that you need to finish and revise to its very best. Blending lessons, workshops, writing exercises, studio time, and one-on-one consultation with the instructor, this course is designed to develop the skills of both the budding writer and the writer-in-progress. If you plan to begin a new work, arrive with pen and paper (and laptop, if available). If you wish to complete a work-in-progress, you will send the working draft to the instructor one week in advance of course start. This draft should be in the range of 5-15 pages, double-spaced, and can be either a complete piece or an excerpt from a larger work. Contact information is available on the material list or contact the school at askus@hsad.ca. In class, you will develop and explore. What does your reader see, hear, and know by your story? What resonates after the story is over? Learn how to listen to your work, and by this gain more authority over it.

NEW! Youth/Teen Sculpture

COURSE CODE ARTS786 SECTION 41
INSTRUCTOR Toni Caldarone
DATES July 4 – 8, 2022
FEE \$301.20 (+ \$20 material fee payable to the instructor)

This course is suitable for youth and teens from 10 to 16 years of age.

Create a unique three-dimensional, large-scale sculpture(s); perhaps an abstracted creature, a wonky animal, weird architecture, or real-life object. You choose! Interesting materials like driftwood, hardwood, wire, plastics, Styrofoam, cardboard, baubles and bits, fabric, paints, and much more will be available. Bring your friends or make new ones as you enjoy using your imagination to create!



This is my happy place in the world. I get excited as soon as I walk through the red doors as I know it's going to be a great day!

MICHELLE HARRIS

SATURDAY, JULY 9, 2022

Chain Bracelet Workshop

COURSE CODE ARTS1677 SECTION 41
INSTRUCTOR Susan Watson Ellis
DATES July 9, 2022
FEE \$128.07 (+ \$50 material fee payable to the instructor)

Learn to form, saw and connect silver links to construct a multiple link bracelet such as the King's Chain, Parallel Chain, or Chain Mail. Sterling silver will be available for purchase from the instructor, or you may bring 10 to 12 feet of 1 mm, 1/2 hard sterling silver wire and a sterling lobster clasp.

NEW! Digital Art – Phones & Tablets Workshop

COURSE CODE ARTS2549 SECTION 41
INSTRUCTOR Tammy Rea
DATES July 9, 2022
FEE \$128.07

Phones and tablets have become new paintbrushes, crayons, and cameras in the artistic toolbox. Bring your phone and/or tablet and explore exciting creative possibilities in painting, drawing, photography, photo effects, video recording and editing, and special effects. Most of the apps worked with are free and can be downloaded during the workshop. No prior experience is needed to discover and create with these digital opportunities.

Encaustic & Photo Transfer Workshop

COURSE CODE ARTS1780 SECTION 41
INSTRUCTOR Susan Fisher
DATES July 9, 2022
FEE \$128.07 (+ \$40 material fee payable to the instructor)

Explore techniques that will enable you to combine photographic images with encaustic painting. Gain proficiency with photo transferring, collaging photo images, and the basic techniques of encaustic painting. The creative options are virtually endless. Experience with encaustic or painting in general is not necessary to enjoy this workshop.



NEW! Fabric Art – Miniature Heat Mouldable Abstract Workshop

COURSE CODE ARTS2522 SECTION 41
INSTRUCTOR Albert Cote
DATES July 9, 2022
FEE \$128.07 (+ \$30 material fee payable to the instructor)

Heat mouldable batting is the easiest technique to master in the creation of one-of-a-kind three-dimensional abstract fibre art. After piecing the quilt top using traditional methods and a few embellishing tricks, the piece takes on a new look by using heat mouldable batting between the top and bottom fabric layers. Using a steam iron, mould it to any permanent shape; finishing with beading and tradition facing or binding.



NEW! Journal Design & Embellishment Workshop

COURSE CODE ARTS2591 SECTION 41
INSTRUCTOR Denise Magloughlen
DATES July 9, 2022
FEE \$128.07 (+ \$15 material fee payable to the instructor)

Art journalling or junk journalling as it's often referred to, is an opportunity to create a custom designed journal for yourself or to gift to someone special. A complete kit, including several types of paper, ephemera, ribbons, fabric and buttons will be provided. Learn how to make several styles of tuck spots, tags, envelopes and how to use fabric and lace to enhance your pages. Instruction includes assembling your creation. Please feel free to bring any personal and poignant items that you want to include in your journal.

Landscape Painting Workshop

COURSE CODE ARTS1879 SECTION 41
INSTRUCTOR Matthew Mancini
DATES July 9, 2022
FEE \$128.07

Inspired by the great tradition of plein air painting in northern Ontario, this workshop will explore contemporary approaches to painting the landscape. Discover how to translate a range of natural phenomena into a convincing and expressive painting of your stylistic choice. You are welcome to work in oil, water-soluble oil, or acrylic paints.



**Jane Lewis is a wonderful teacher!
You'll be singing songs (and her praises) from the first lesson!"**

—PAST STUDENT



Singing Harmony by Ear Workshop

COURSE CODE ARTS2349 SECTION 41
INSTRUCTOR Jane Lewis
DATES July 9, 2022
FEE \$128.07

Sing harmony on the fly! Learn to listen for harmonies and find parts on your own within a group. Working through exercises and songs will provide a road map to help you find your harmonic way. Instruction is designed for beginners – being able to sing the scale (do-re-mi-fa-so-la-ti-do) is the only requirement. As you'll be working by ear, you do not need to know how to read music.

Watercolour Painting Workshop

COURSE CODE ARTS776 SECTION 41
INSTRUCTOR Marta Scythes
DATES July 9, 2022
FEE \$128.07 (+ \$2 material fee payable to the instructor)

Explore the beautiful medium of watercolour in a relaxed, supportive setting. Learn about materials and tools through demonstration and application. Using landscape as the primary subject, you will be guided through step-by-step exercises while being encouraged to develop personal style. Application of contrast in value will be central to producing images conveying depth. Basic colour theory will be introduced to help you make informed choices. The intent of this workshop is to explore, build confidence, and have fun. Suitable for all levels.

JULY 11 TO 15, 2022

NEW! Abstraction & Alchemy

COURSE CODE ARTS2229 SECTION 41
INSTRUCTOR Andrew Rucklidge
DATES July 11 – 15, 2022
FEE \$411.75 (+ \$20 material fee payable to the instructor)

This course introduces the expressive and experiential nature of abstract painting. Develop your painting vocabulary and an understanding of abstract form through a series of projects that emphasize the meaning of colour, gesture, form and compositional design that belie the flatness of picture plane. Emphasis will be on strategies to create a materials-based approach to image making that is rooted in the alchemy of painting.



Bladesmithing

COURSE CODE ARTS2032 SECTION 41
INSTRUCTOR Craig Henshaw
DATES July 11 – 15, 2022
FEE \$411.75 (+ \$100 material fee payable to the instructor)

This course involves the use of hot forges and metal. You must be prepared to work safely among others in a hot environment. Competency in the use of hand files, hammers, pliers and other grip tools, and basic power tools such as drills and angle grinders is required.

Create a hand-forged, hand-finished knife using simple tools. Instruction will cover forging, heat-treating and finishing, as well as assembling a handle using a variety of natural materials.



**This was a fabulous experience!
I look forward to many more courses
in future summers.**

KAREEN HAGUE

Composition & Colour for Painting

COURSE CODE ARTS1326 SECTION 41
INSTRUCTOR Janine Marson
DATES July 11 – 15, 2022
FEE \$411.75 (+ \$39.55 material fee payable to the instructor)

Learn about the elements and principles of design and how to utilize them in constructing good compositions. Discover how to establish value patterning and determine the key of your paintings. Colour theory will be explored through exercises designed to strengthen your observation skills to identify subtle nuances of colour in hue, value, and chroma. Value and colour are inseparable when learning to mix colour accurately. Landscape or nature-based subject matter can span from semi-abstract to representational, to more realist in approach. You can work in the media of your choice – oils, acrylics in heavy body, fluid or high flow, watercolour or pastels. Constructive one-on-one guidance and critiques, group discussion, and demonstrations will establish a sound knowledge in the working methods of these mediums.

Contemplative Photography: Ways of Seeing Topics

COURSE CODE ARTS2507 SECTION 41
INSTRUCTOR John McQuade
DATES July 11 – 15, 2022
FEE \$411.75

Every good image begins with seeing. When eye and mind are in the same place at the same time, your vision is clear, and your images will be simple, strong and vivid. Above and beyond strong images, this experience of synchronization is part of the joy of photography. This is contemplative photography. Instruction addresses clear seeing, photographic assignments, and image reviews. Selected fields of visual exploration are explored and are detailed below. No photography experience is required, but you are required to bring a digital camera (a point and shoot or a good phone camera is acceptable).

Topics – basic visual exploration, flash of perception, ordinary world, people and other sentient beings, visual assemblage, and Modern Art.

Creating Written Memoirs

COURSE CODE ARTS56 SECTION 41
INSTRUCTOR Nora Zylstra-Savage
DATES July 11 – 15, 2022
FEE \$411.75

This course provides the opportunity to start or continue writing your personal stories and enhance your writing style. Of particular emphasis will be 'Stories of the Heart' – stories that touch the emotions. Explore personal experiences and stories that make you laugh, cry, cringe or shout out loud. Word prompts, visualizations, rapid writes, music and discussions will enhance your learning and your writing style. Tips and techniques will be provided to bring your stories of life. Write, share and receive oral feedback in a sensitive and positive environment. Don't wait until it's too late – put it in writing and enjoy the journey! Instruction will accommodate those in process as well as those newly undertaking written memoirs or life stories. Encouragement, support and reference material will be provided.

JULY 2022

Creative Choral Music

COURSE CODE ARTS58 SECTION 41
INSTRUCTOR Sherry Squires
DATES July 11 – 15, 2022
FEE \$411.75 (+ \$25 material fee payable to the instructor)

Experience the benefits and pure joy of the raised collective voice in a supportive environment. Free your creativity and develop and strengthen your voice while learning about singing in a choir. Discover a wide range of musical genres and explore a variety of topics including healthy singing, vocal warm-ups, ear training, reading music, vocal blending, listening critically, and navigating a choral score. Gain a wealth of repertoire and a renewed sense of energy, creativity and joy. There will be several opportunities to perform throughout the week. Previous choral experience not required. The only prerequisite for this course is a love of singing.

Creative Choral Music II

COURSE CODE ARTS440 SECTION 41
INSTRUCTOR Andy Rush
DATES July 11 – 15, 2022
FEE \$411.75 (+ \$25 material fee payable to the instructor)

This course is not suitable for beginners.

For the experienced choral musician, this course will focus on singing in glorious harmony, modifying and perfecting arrangements, and creating ensemble. Repertoire preparation and success will involve hard work and approaching warm up techniques, strategies for negotiating difficult passages in the music, elements of choral music theory, singing technique, and endurance. The ensemble does several performances around the school and community, and a major concert on the Thursday evening of the course.

"There are a lot of laughs, and we're not perfect, but we're perfectly sincere in our efforts and when we show that, audiences love us." – Andy Rush



Andy Rush is like some sort of energy force that has come to earth to help people learn, have fun singing and get caught in the joy of music.

DAVID FRANCEY

Encaustic Mixed Media & Collage

COURSE CODE ARTS1488 SECTION 41
INSTRUCTOR Susan Fisher
DATES July 11 – 15, 2022
FEE \$411.75 (+ \$130 material fee payable to the instructor)

Encaustic, an ancient beeswax-based technique, is currently embraced by contemporary mixed media artists. Learn how to integrate encaustic techniques into your mixed media work from textile to found sculpture, from ceramic to paper, or beyond.

NEW! Figurative Abstraction in Cold Wax & Oil

COURSE CODE ARTS2598 SECTION 41
INSTRUCTOR Stephanie Schirm
DATES July 11 – 15, 2022
FEE \$411.75 (+ \$30 material fee payable to the instructor)

Learn to apply cold wax and oil in visuals that include the human figure. Working from photos of full, partial and group figures, you will be guided through different approaches, based on the principles and elements of design. Instruction suits beginner, intermediate and advanced levels of skill.

Community Arts Events

Check out Haliburton-area arts events on pages 72 and 80.

These courses will run simultaneously. Please clearly indicate which course you are choosing.

Glassblowing

COURSE CODE ARTS101 SECTION 41
INSTRUCTOR Mathieu Grodet
DATES July 11 – 15, 2022
FEE \$633.57 (includes glass)

Discover the art of glassblowing using traditional techniques that date back 2000 years. Glass is first melted in a furnace at 2100 degrees Fahrenheit, at which time you learn how to gather the molten material on the end of a steel blowpipe to form it into vases, bowls, paperweights, goblets and sculpture. You will also have an opportunity to participate in discussions on equipment, safety, history and current trends in glass. Colour will be available for purchase in the Bookstore.

Glassblowing II

COURSE CODE ARTS103 SECTION 41
INSTRUCTOR Mathieu Grodet
DATES July 11 – 15, 2022
FEE \$633.57 (includes glass)

This course is not suitable for beginners. Instruction will focus on advanced hot forming and decorating techniques.

Learn techniques for vessel making, including vases, bowls, goblets and stemware, as well as solid sculpture and hot bit work. There will be demonstrations of advanced colouring techniques and studio production methods. Personal project goals will be established with an emphasis on design. You will have an opportunity to participate in discussions about modern studio design and equipment construction, as well as glass as a contemporary art form. Colour will be available for purchase in the Bookstore.



Improvisation

COURSE CODE ARTS322 SECTION 41
 INSTRUCTOR DeAnn deGruijter
 DATES July 11 – 15, 2022
 FEE \$411.75

To improvise: to act spontaneously, to think on one's feet, to exercise creative thinking and action. An ability of great value whether employed on the stage, at home, in the classroom or in the boardroom. This course will introduce you to the fundamental principles of performing improvisation. Utilizing games and theatre exercises, discover the basic rules that improvisers follow when performing without a script. Learn how to play with others and become more confident and outgoing. No improv or theatre experience is necessary to enjoy this course, but you will be required to perform with, and for, your classmates. More than just fun, improvisation introduces participants to the concepts of focus, spontaneity, teamwork, listening, building on ideas, risk taking, and creativity. It is an inspiring and active way to get in touch with personal creativity, enhance personal communication skills, and be creative within a group.

NEW! Guitar – Open Up Your Playing

COURSE CODE ARTS2516 SECTION 41
 INSTRUCTOR Nicholas Russell
 DATES July 11 – 15, 2022
 FEE \$411.75

This course is not suitable for beginners.

Broaden the scope of your understanding of music and your technical ability on the guitar. Instruction will cover basic chord theory (how chords work in a key), specifically in the context of guitar-based instrumental music or accompanying one's own or another's voice. Your chord vocabulary will be extended by learning how to make your 'cowboy chords' in 1st position (and other positions) sound great by adding the 'colours' of the 7, 9, 11 and 13th scale degrees. Explore picking hand guitar techniques, including Travis picking, tremolo, and walking bass lines. The basics of chord melody arranging, where both chords and melody are played simultaneously, will also be included, using a simple example song. Expect to do a lot of playing and be inspired by musical ideas. There will be plenty of time to bring your songs to life using the new playing techniques.

Harp – Level II

COURSE CODE ARTS1845 SECTION 41
 INSTRUCTOR Maureen McKay
 DATES July 11 – 15, 2022
 FEE \$411.75 (+ \$5 material fee payable to the instructor)

This course is suitable for those with previous experience playing the harp.

Enhance current skills and further your understanding of and proficiency in harp technique. Instruction will support individual learning goals. Learn several Celtic tunes in a relaxed and inspiring environment. In addition to individual and group instruction, the course will increase your appreciation for the rich history of harp playing and will provide practical tips on maintenance of the harp. Instruction will include ensemble playing, arranging music for the harp, the fun of improvisation and composition at the harp, and guidance with accompanying other instruments. The opportunity to share learning with fellow harpists will be one of the great pleasures of this course. Your harp will be properly and securely stored.

These courses will run simultaneously. Please clearly indicate which course you are choosing.

Jewellery – Chain Making: Beginner

COURSE CODE ARTS46 SECTION 41
 INSTRUCTOR Susan Watson Ellis
 DATES July 11 – 15, 2022
 FEE \$411.75

Chains – they can be delicate or heavy, traditional or modern, symmetrical or abstract. Learn to form wire and fabricate links which will be connected to create traditional and modern chain styles. Once you have mastered basic jewellery making skills, you'll be encouraged to experiment with proportions, materials and linkages to create your unique designs. The material fee will vary with individual projects.

Jewellery – Chain Making: Intermediate

COURSE CODE ARTS1495 SECTION 41
 INSTRUCTOR Susan Watson Ellis
 DATES July 11 – 15, 2022
 FEE \$411.75

This course is not suitable for beginners.

Expand your chain making skills to include chain designs that require soldering, such as single link designs. You will also learn to manipulate soldered links to alter their shape from round to oval or curved as well as how to flatten and forge them using hammers and steel blocks. The material fee will vary with individual projects.

Jewellery – Chain Making: Advanced

COURSE CODE ARTS1659 SECTION 41
 INSTRUCTOR Susan Watson Ellis
 DATES July 11 – 15, 2022
 FEE \$411.75

This course is not suitable for beginners.

Develop your chain making skills by exploring the techniques of fine chain fabrication. Link manipulation for this size of chain, element formation, and proportional considerations for your design will be addressed. The material fee will vary with individual projects.

NEW! Kids' Art Camp

COURSE CODE ARTS2608 SECTION 42
INSTRUCTOR Toni Caldarone
DATES July 11 – 15, 2022
FEE \$199.88 (+ \$15 material fee payable to the instructor)

This course is open to kids 5 to 9 years of age. Kids' courses are full days with one instructor.

Theme: Artful Watercolour (See material list for additional details.)

Join us for a fun-filled week of marvelous mess-making and art exploration! Unleash your imagination and have fun creating, making, and playing.

Millinery – The Art of Hat Making

COURSE CODE ARTS516 SECTION 41
INSTRUCTOR Karyn Gingras
DATES July 11 – 15, 2022
FEE \$411.75 (+ \$75 – \$100 per hat material fee payable to the instructor)

Basic cutting and sewing skills are required to participate in this course.

This course is an introduction to the basic millinery technique of hand blocking. You will enjoy the rare opportunity to make use of vintage wooden hat blocks, or moulds. These vintage wood moulds provide a fascinating visual history of different hat styles of the 20th century. Learn hand blocking techniques for both felt and straw materials, as well as assembly and embellishment practices to create a unique, one-of-a-kind hat. Retro or contemporary, classic, or funky, it's up to you. Please bring a reliable sewing machine that is in good working order.



The Maker Studio was brilliant and the whole Walkabout was very interesting.

GILLIAN MACDONNELL

NEW! Mosaics – Stone & Pebble Wall Hanging

COURSE CODE ARTS2502 SECTION 41
INSTRUCTOR Heather Vollans
DATES July 11 – 15, 2022
FEE \$411.75 (+ \$48 material fee payable to the instructor)

There is something very special about working with materials from nature. Experience this as you complete a small mosaic on plywood, becoming familiar with the adhesives, the stone and the substrate. Progress to a large, ungrouted hanging mosaic for outdoors on Wedi Board*, utilising stone, stone tile, and pebbles. Learn how to cut materials (sometimes to expose the hidden beauty inside the stone) and how to position pieces to produce a mosaic that gives the stone its own unique 'voice'. Simple designs that showcase the materials will be encouraged. Instruction will include substrates suitable for outdoors, how to prepare them for mosaic, working with adhesives for outdoors, cutting techniques for a variety of materials, and how to care for your artwork. *Wedi Board is a substrate which, when prepared, is suitable for outdoors year-round in Canada.

Negative Painting

COURSE CODE ARTS2048 SECTION 41
INSTRUCTOR Nancy Newman
DATES July 11 – 15, 2022
FEE \$411.75

This course is not suitable for beginners.

This course is positively negative! Add this exciting and dramatic approach to your painting repertoire. Working in the negative will energize you and add a whole new level to your creative process. Learn to develop unique images by using the space in and around an object. Create exciting under-paintings and enhance your image with layers, lost and found edges, and textures. Increase the range of values in your painting, moving from light to dark and back again, creating the illusion of depth. Initially, you will learn to "think negatively" through step-by-step demonstrations and exercises. Simplify shapes, create effective compositions and refine your images to achieve painting with dynamic impact. This negative approach is taught primarily using watercolours. Acrylic artists will benefit from this course but are asked to email the instructor prior to the beginning of the course. See material list for details.

Plein Air Acrylics – Introductory

COURSE CODE ARTS1484 SECTION 41
INSTRUCTOR John Anderson
DATES July 11 – 15, 2022
FEE \$411.75 (+ \$10 material fee payable to the instructor)

Painting in the great outdoors is quite a different experience than painting in a studio or classroom. Learn to compose, mix, and apply acrylic colour efficiently while working outdoors to capture the essence of the landscape en plein air. Acrylics introduce a number of unique challenges, from drying time to colour mixing and getting clean, juicy colours. Instruction will address these issues and more.

Pottery – Form & Style

COURSE CODE ARTS2186 SECTION 41
INSTRUCTOR Duncan Aird
DATES July 11 – 16, 2022 (6 days)
FEE \$494.09 includes 1 bag of clay

This course is not suitable for beginners.

Immerse yourself in an investigation and development of your personal artistic style. Your aesthetic will evolve through the study of individual pieces in a potter's repertoire, demonstrations, visual references, and critiques, encouraging the development of a considered body of work.

Singing – Improvisation, Harmony, Vocal Meditation & More

COURSE CODE ARTS2447 SECTION 41
INSTRUCTOR Jane Lewis
DATES July 11 – 15, 2022
FEE \$411.75

This course is not suitable for novice singers.

This course is a vocal adventure! Dive into the realm of vocal improvisation and finding 'music in the air'. Using various exercises in the tradition of Circle Singing (Bobby McFerrin) and the Vocal River (Rhiannon), work with the group to find the joy of singing spontaneously. Explore vocal meditation, body percussion, deep listening, songs, and skill-building exercises. Learn to create 'motors' (repeated vocal phrases), harmonies, and interlocking parts. You should be able to sing a scale and chord tones without accompaniment and feel fairly comfortable singing in front of others. Or be willing to dig in and work on those things. Most importantly, try new things and support others in this group experience.

Watercolour Basics & Beyond

COURSE CODE ARTS1184 SECTION 41
INSTRUCTOR Marta Scythes
DATES July 11 – 15, 2022
FEE \$411.75

Discover the beauty of the wonderful medium of watercolour. In a relaxed class setting, you will learn the basics and more advanced methods of watercolour painting through demonstration and practice. Several painting techniques and processes will be incorporated into step-by-step exercises. Basic drawing tips and the role of the pencil for producing successful paintings will be discussed. Attention to value and contrast will be emphasized to achieve perspective in a variety of subjects. Four colour schemes will be employed to create harmony in your work and avoid "mud". You will be encouraged to focus on individual direction toward to end of the week.

Weaving – Basic Level I

COURSE CODE ARTS261 SECTION 41
INSTRUCTOR Laurie Allan-Ungeitis
DATES July 11 – 15, 2022
FEE \$411.75 (+ \$45 material fee payable to the instructor)

This course introduces the four-harness floor loom and basic set-up and weaving skills. Suitable for the beginner weaver with no experience as well as those that want to learn the back to front dressing method, instruction will guide step-by-step through warping, dressing a loom, reading a draft, and using shuttles. There will also be an opportunity to play with colour, textures and treadling variations. The goal is to complete a set of mug rugs that display creative use of colour, fibre use, and weaving technique. Upon completion of the main project using 4/8 cotton, experimenting with a variety of other supplied

materials including a variety of yarns, cut fabrics, socks (clean used), ribbons, plastic bags, and other recyclables will be encouraged. Personal materials you have an interest in weaving with are welcome. A four-harness loom and all necessary equipment to complete the class project will be provided. Those with previous experience are encouraged to bring completed projects to show the group.

Youth/Teen Stained Glass

COURSE CODE ARTS680 SECTION 41
INSTRUCTOR Wendy Ladurantaye
DATES July 11 – 15, 2022
FEE \$301.20 (+ \$80 material fee payable to the instructor)

Please note: This course is suitable for youth and teens from 10 to 16 years of age.

Stained glass is an exciting medium that uses a balance of light and colour. Dramatic results can be achieved regardless of artistic capability or experience. Learn the basics of traditional copper foil technique stained glass, cutting glass, grinding, foiling and soldering. Many different patterns and projects will be available to choose from. In this fun and up-beat environment, you'll be encouraged to design and create your own one-of-a-kind pieces. There will also be an opportunity to create mosaic (no solder) projects such as coasters.



NEW! Zentangle® & Watercolour

COURSE CODE ARTS2595 SECTION 41
INSTRUCTOR Chari-Lynn Reithmeier
DATES July 11 – 15, 2022
FEE \$411.75 (+ \$25 material fee payable to the instructor)

Zentangle: "an easy-to-learn, relaxing, and fun way to create beautiful images by drawing structured patterns" ~ Rick Roberts and Maria Thomas

Learn the basics of the Zentangle method and then delve into a variety of Zentangle-inspired art techniques including using coloured pencils to create gemstones, tangling over watercolour backgrounds, enhancing photos and cards with the cartouche technique, and how to apply colour theory to your artwork. Instruction and playful exercises, in an encouraging environment, will enable the use of Zentangle for relaxation or inspiration in cards, sketchbooks, and journals.

SATURDAY, JULY 16, 2022

Alcohol Inks on Tiles Workshop

COURSE CODE ARTS2355 SECTION 41
INSTRUCTOR Putzy Madronich
DATES July 16, 2022
FEE \$128.07 (+ \$10 material fee payable to the instructor)

Learn to paint colourful, luminous works of art on ceramic tile using alcohol inks. Explore techniques that will take you beyond abstract experimentation to creating beautiful fine art pieces. This workshop is a great starting point for those who have never painted before and also suits experienced artists who would enjoy learning an exciting new medium.

Colour Mixing Workshop

COURSE CODE ARTS2346 SECTION 41
INSTRUCTOR John Anderson
DATES July 16, 2022
FEE \$128.07 (+ \$5 material fee payable to the instructor)

This workshop is designed to take the mystery out of mixing colours, starting with warm and cool primaries. Discover an approach to colour mixing that will get reliable, juicy colour as well as subtle gems that enhance and strengthen compositions. Enjoy a packed day of instruction and clear demonstrations that will provide valuable colour mixing tools. Relative newcomers to oils or acrylics as well as seasoned painters wanting to take a fresh look at their palette are welcome. Instruction is primarily for oil and acrylic painters, with demonstrations in oils and supplementary examples rendered in acrylics as needed. Handouts will be available for future reference.

Drawing Basics Workshop

COURSE CODE ARTS2280 SECTION 41
INSTRUCTOR Helen McCusker
DATES July 16, 2022
FEE \$128.07 (+ \$10 material fee payable to the instructor)

Suitable whether you are an absolute beginner or would like a refresher, instruction will provide the visual tools needed to get started on the road to good drawing practices. Through tried-and-true exercises for drawing proficiency, learn to master drawing techniques, explore a variety of media, and find new ways of seeing and thinking about drawing in an inclusive and intensive environment. Work with expressive line, blind drawing, tonal values and learn to use visual tools such as sighting for proportion and angle. Instruction will include demonstrations and examples of all techniques and exercises, as well as positive feedback in a supportive environment.

Glassblowing – Introductory Workshop

COURSE CODE ARTS466 SECTION 41
INSTRUCTOR John Raynard
DATES July 16, 2022
FEE \$239.37 includes materials

Discover the excitement of hot glasswork and create fascinating paperweights using traditional tools and techniques dating back 2000 years. These methods are still used today by the world's leading vessel makers and glass sculptors. Glass is first melted in a furnace to 2100 degrees Fahrenheit upon which time you will then learn how to gather the molten material on the end of a steel blowpipe to form it into a one-of-a-kind paperweight. Safe practices will be continually emphasized throughout the workshop. This is an excellent introduction to the intrigue of hot glass work.

NEW! Jewellery – Silver Identification Bracelet Workshop

COURSE CODE ARTS2525 SECTION 41
INSTRUCTOR Susan Watson Ellis
DATES July 16, 2022
FEE \$128.07 (+ \$50 material fee payable to the instructor)

File, emery, decoratively stamp, and form sterling silver sheet and learn to form and connect sterling chain links as you create an identification bracelet that reflects your unique design style.

NEW! Mosaic Jewellery

COURSE CODE ARTS2605 SECTION 41
INSTRUCTOR Heather Vollans
DATES July 16, 2022
FEE \$128.07 (+ \$40 material fee payable to the instructor)

Embed mosaic materials (tiny pebbles, glass or metals) into a small bezel to create unique jewellery. Instruction will include sourcing materials, appropriate adhesives, and cutting materials. Adhesives, bezels and materials are provided.

Printmaking – Woodcut Workshop


COURSE CODE ARTS2181 SECTION 41
INSTRUCTOR Marta Scythes
DATES July 16, 2022
FEE \$128.07 (+ \$15 material fee payable to the instructor)

Learn the processes of carving a simple image into a wood plate, inking the surface and hand printing multiple copies of your image. You will first learn the relief printing process using black ink on white and coloured papers. For a more challenging experience, students may choose to create multi-coloured images exploring the reduction method. All techniques will be demonstrated. Subject choice and exploring personal style will be encouraged. Instruction suits all skill levels.

Zentangle® Workshop

COURSE CODE ARTS1592 SECTION 41
INSTRUCTOR Chari-Lynn Reithmeier
DATES July 16, 2022
FEE \$128.07 (+ \$25 material fee payable to the instructor)

Zentangle® is an easy to learn, relaxing and fun way of creating beautiful images by drawing structured patterns. The Zentangle method increases focus and creativity, provides artistic satisfaction, and instills a sense of personal well-being. Learn the history and language of the art form and, step-by-step, construct many “tangles” (patterns). Instruction will develop the ability to use the Zentangle method in your daily life, as a meditative art form, a jump start to your creativity, an enhancement to your journal, to incorporate pattern into your other projects, or simply for fun!



JULY 18 TO 22, 2022

Acrylics – Material Exploration & the Artistic Voice

COURSE CODE ARTS2124 SECTION 41
 INSTRUCTOR Victoria Wallace
 DATES July 18 – 22, 2022
 FEE \$411.75 (+ \$50 material fee payable to the instructor)

Stimulate your subconscious creative spirit and access your unique artistic voice through the exploration of personal metaphor and acrylic paints and mediums. Through the examination of the myriad of acrylic mediums available, learn to familiarize yourself with their incredibly diverse artistic applications, making the creative process second nature. Work with mixed media and acrylic skins, textured acrylic skins, glazes and washes, stencils, incising, immediate transfer onto a variety of rigid substrates, knife painting with light moulding paste, 21st-century grisaille, and interference acrylics, as well as discover how to utilize textured acrylic mediums.

Acrylics – Trees, Rocks, Water & Sky

COURSE CODE ARTS2350 SECTION 41
 INSTRUCTOR Mary Intven Wallace
 DATES July 18 – 22, 2022
 FEE \$411.75

Celebrate Canada's iconic landscape as you paint skies, rocks, trees, and water. Daily demonstrations and step-by-step painting exercises will provide successful strategies for painting the elements of the outdoors. Topics covered include composition, value studies, acrylic colour, transparency, and transitional edges. Discussion and feedback in a supportive studio environment will help to evolve your painting style. Reference landscape photos will be available, or you are welcome to bring your own. Instruction is suitable for beginners as well as experienced painters. Connecting with nature is good for your art as well as your heart.



HSAD creates a nurturing environment for art enthusiasts of all ages. We are allowed to think and grow on many levels.

IRENE FAIZ

Creative Writing – Ignite Your Potential

COURSE CODE ARTS706 SECTION 41
 INSTRUCTOR Nora Zylstra-Savage
 DATES July 18 – 22, 2022
 FEE \$411.75

Get inspired – get REALLY inspired. Whether you're a novice or professional, fiction or non-fiction writer, these writing exercises and styles will motivate and enthuse. This hands-on, high energy course provides an encouraging and safe space for discovering different genres, writing styles, and techniques including dialogue, story components, personal narratives, non-fiction, poetry, essays, perspectives and journal entries. Have fun responding to numerous prompts and stimuli. Experiment with writing tools such as clustering, mind mapping, rapid writing and much more. Let these triggers be a starting point for expanding your writing horizons and creativity. There will be time to share and receive positive feedback on your work.

Glassblowing

COURSE CODE ARTS101 SECTION 42
 INSTRUCTOR Sheila Mahut
 DATES July 18 – 22, 2022
 FEE \$633.57 includes glass

Discover the art of glassblowing using traditional techniques that date back 2000 years. Glass is first melted in a furnace at 2100 degrees Fahrenheit, at which time you learn how to gather the molten material on the end of a steel blowpipe to form it into vases, bowls, paperweights, goblets and sculpture. You will also have an opportunity to participate in discussions on equipment, safety, history and current trends in glass. Colour will be available for purchase in the Bookstore.

This course will run simultaneously with Glassblowing II. Please clearly indicate which course you are registering for.

Glassblowing II

COURSE CODE ARTS103 SECTION 42
 INSTRUCTOR Sheila Mahut
 DATES July 18 – 22, 2022
 FEE \$633.57 includes glass

This course is not suitable for beginners. Instruction will focus on advanced hot forming and decorating techniques.

Learn techniques for vessel making, including vases, bowls, goblets and stemware, as well as solid sculpture and hot bit work. There will be demonstrations of advanced colouring techniques and studio production methods. With an emphasis on design, you will set up personal project goals. You will have an opportunity to participate in discussions about modern studio design and equipment construction, as well as glass as a contemporary art form. Colour will be available for purchase in the Bookstore.

This course will run simultaneously with Glassblowing. Please clearly indicate which level you are registering for.





We purchased a cottage in the area so we'd be close to HSAD to take courses, attend Walkabout, etc.

IAN MACCALLUM

Harp – Level I

COURSE CODE ARTS1844 SECTION 41
INSTRUCTOR Maureen McKay
DATES July 18 – 22, 2022
FEE \$411.75 (+ \$5 material fee payable to the instructor)

No previous musical experience is required.

Enjoy a comprehensive introduction to this beautiful instrument as you learn the fundamental techniques for playing the harp in a relaxed, supportive and inspiring environment. In addition to individual and group instruction, you will gain an appreciation of the rich history of harp playing. Discussion will address different types of harps and what to look for if interested in buying or renting a harp, as well as basic tuning and maintenance of the instrument. Instruction will include opportunities to begin to experience ensemble playing, an introduction to arranging music for the harp, the fun of improvisation and composition at the harp, and guidance with accompanying other instruments. If you own a harp you are encouraged to bring it. Harps will be properly and securely stored.

NEW! Jewellery – Spinner Rings

COURSE CODE ARTS2588 SECTION 41
INSTRUCTOR Shannon Kennedy
DATES July 18 – 22, 2022
FEE \$411.75 (+ \$105 material fee payable to the instructor)

Spinner rings, also known as meditation rings, originate from the ancient Tibetan prayer wheel. They are designed to have one or more outer rings that spin freely around an inner ring. The repetitive motion of playing with a spinner ring can help relax and calm the mind. Learn metalsmithing techniques including measuring, sawing, soldering multiple joints within a single piece, using solder flow retardant, stamping, texturing, creating twisted wire, using a rolling mill, finishing, and polishing in the design and fabrication of a series of spinner rings using sterling silver, copper and brass. All materials and tools required will be supplied by the instructor.

NEW! Kids' Art Camp

COURSE CODE ARTS2608 SECTION 43
INSTRUCTOR Noelia Marziali
DATES July 18 – 22, 2022
FEE \$199.88 (+ \$25 material fee payable to the instructor)

This course is open to kids 5 to 9 years of age. Kids' courses are full days with one instructor.

Theme: Drawbots (See material list for additional details.)

Join us for a fun-filled week of marvelous mess-making and art exploration! Unleash your imagination and have fun creating, making, and playing.

NEW! Landscape Painting – Forms, Surfaces & Gestures

COURSE CODE ARTS2136 SECTION 41
INSTRUCTOR Andrew Rucklidge
DATES July 18 – 22, 2022
FEE \$411.75

Building on basic acrylic painting skills, this course is designed for the new or intermediate painter who would like to develop landscape painting skills. Course topics include basic drawing of landscape forms, colour mixing, tonal values, and under-painting. Students will be guided through surface techniques including brushwork, texture creation, compositional decision making, and colour choices. Studio work will be supported by presentations that explore historical and contemporary examples of landscape painting with accompanying class discussions about content, technique and style. Generating landscapes using gestural materials-based approaches will also be explored.

Mosaics – Small Sculptures for the Canadian Garden

COURSE CODE ARTS2434 SECTION 41
INSTRUCTOR Heather Vollans
DATES July 18 – 22, 2022
FEE \$411.75 (+ \$30 material fee payable to the instructor)

The Canadian climate can present challenges for outdoor garden pieces. Concrete is an excellent solution, with great creative potential. Mosaic a small concrete garden feature such as a birdbath, concrete bowl, concrete stepping stones, statue, or other small pieces; or work on a stone slab. A concrete structure with very little detailed carving and large areas of smooth concrete is best. Instruction will address suitable adhesives for outdoors, materials that will survive a Canadian winter, cutting techniques, adhering shards to concrete and stone, and how to grout and seal your work.

Music – An Introduction to Home Recording

COURSE CODE ARTS2459 SECTION 41
INSTRUCTOR Nicholas Russell
DATES July 18 – 22, 2022
FEE \$411.75 (+ \$35 material fee payable to the instructor)

Beginning with a demo or musical idea, this project-based course will give you the foundational skills of recording, mixing, producing and sharing your music using low or no-cost tools from home. Instruction suits the musician with no recording experience as well as those with some experience, looking to expand the scope of their home productions. Emphasis will be given to hands-on time capturing the best takes of your playing and working with your mix. Beyond the technical side of digital audio recording, aspects of the process such as cultivating musicianship skills, feeling confident about your takes, and how to communicate your particular style through your recordings and other media will be discussed. Please bring your instrument(s).



Oil Painting – Plein Air Intermediate/Advanced

COURSE CODE ARTS597 SECTION 41
 INSTRUCTOR John Anderson
 DATES July 18 – 22, 2022
 FEE \$411.75 (+ \$10 material fee payable to the instructor)

This course is not suitable for beginners. Oil Painting – Introduction to Plein Air is recommended. Alternatively, contact with the instructor will be arranged by the school.

Improve and expand oil painting skills and approach to the landscape while undertaking the particular challenges of painting outdoors. Instruction will assist with identifying the elements of successful on-location oil painting. The focus will be on learning the steps to success and techniques necessary to complete a finished oil sketch, given the time constraints imposed by outdoor painting. Effective value-based composition and efficient and exciting colour mixing from a limited palette will also be addressed.

Painting with Alcohol Inks – Exploring Surfaces

COURSE CODE ARTS2452 SECTION 41
 INSTRUCTOR Putzy Madronich
 DATES July 18 – 22, 2022
 FEE \$411.75 (+ \$25 material fee payable to the instructor)

In a supportive, fun and relaxed atmosphere, learn to paint colourful, luminous works of art on ceramic tile, yupo paper, and canvas using alcohol inks. Explore a variety of techniques that will extend beyond experimentation to the creation of beautiful fine art pieces on non-porous surfaces. Elements of composition and design will be discussed. Instruction will benefit experienced painters using their skills with an exciting new medium and will also provide an excellent starting point for those who have never painted before.



NEW! Paper Collage

COURSE CODE ARTS2510 SECTION 41
 INSTRUCTOR Joanna Turlej
 DATES July 18 – 22, 2022
 FEE \$411.75 (+ \$30 material fee payable to the instructor)

This course is not suitable for beginners. Collage experience is not required but some art experience is recommended.

Explore what collage is about – playful, fun, versatile, challenging, and unlimited in its creativity. Delight in unexpected and unplanned results in your creations. Explore techniques such as composition, texture, movement, creating the narrative, understanding colour, and much more. Indulge your creative side using paper from many sources – repurposed magazines, your own painted papers, Japanese tissues, and papers adhered to canvas. You will be encouraged to express unique concepts and develop personal style. Benefit from individual attention and direction, group dialogue, and sharing.

Portraiture – Drawing & Painting

COURSE CODE ARTS1834 SECTION 41
 INSTRUCTOR Marta Scythes
 DATES July 18 – 22, 2022
 FEE \$411.75

This course is suitable for all skill levels, but some previous painting experience is recommended.

Learn the underlying anatomical structures that make up the human face, head and neck before studying individual facial features in detail. Preliminary seeing exercises will be introduced to achieve likeness of character and capture the essence of an individual. Geometric analysis will be used to understand placement and proportion. Techniques and processes will be demonstrated and applied to accurately depict shapes and planes that form the head and face in various lighting scenarios. Composition, colour theory and simple perspective will be addressed as they apply to portraiture. Different models will be studied for comparative analysis. Instruction will include ongoing feedback, as requested. The course is designed to impart a fundamental knowledge of portraiture and to develop skills and confidence, enabling you to continue to pursue this discipline.

Pottery – Composite Construction & Complex Handles

COURSE CODE ARTS2456 SECTION 41
 INSTRUCTOR Tony Clennell
 DATES July 18 – 23, 2022 (6 days)
 FEE \$546.53 includes 3 bags of clay

This course is not suitable for beginners.

With a focus on larger than life utilitarian pottery for occasional use, attention will be directed toward details on large casseroles, pitchers, bowls, baskets, and plates so they may be used for celebration and presentation. Sectional or composite construction, where many thrown and hand-built pieces are added together to form one vessel, and complex handle forming methods will be explored. Time will allow for assembly as well as surface decoration. Expect to be making work at least two to three times larger than most standard sized utilitarian pieces. Maker's marks and details of process will be the hallmark of finished work. Process-oriented, this course is about making thrown work bigger and better. Work will be bisque fired only.



NEW! Quilting – I Have Something to Say

COURSE CODE ARTS2504 SECTION 41
 INSTRUCTOR Bill Stearman
 DATES July 18 – 22, 2022
 FEE \$411.75 (+ \$20 material fee payable to the instructor)

This course is not suitable for beginners as it is not a 'learn to quilt' class. Instruction suits confident beginners to advanced quilt makers.

Quilts are often about more than just being pretty and functional. They can make a statement. Arrive prepared to be a motivator, an activist, a troublemaker, an instigator, a supporter. Just have something to say! The role of making a statement in quilts will be examined and a variety of techniques practised; including commercial letter patterns, improvisational piecing, paper piecing, stitching and printing into fabric, stencilling for raw edge appliqué, trapunto, reverse appliqué, and adding texture, movement and focus. Use several techniques to create a sampler quilt with something to say.

Screenwriting Fundamentals – The Short Screenplay

COURSE CODE ARTS2457 SECTION 41
 INSTRUCTOR Hope Thompson
 DATES July 18 – 22, 2022
 FEE \$411.75

Before Lights, Camera, Action! there's the screenplay – the essential blueprint of cinematic storytelling. This course provides an introduction into the art and craft of screenwriting with a specific focus on the short screenplay. Through informal lectures, screenings, group discussion and in-class exercises, learn the fundamentals of narrative screenwriting, such as three-act structure, character, theme, plot, subplot, dialogue, and subtext. A process-oriented course, you will develop an original idea with the goal of completing the first draft of a 5 to 10 minute screenplay by the end of the course. No prior screenwriting experience is necessary.



A great variety of art experiences.

ROGER HARRIS

NEW! Soft Pastels & Mixed Media

COURSE CODE ARTS2540 SECTION 41
 INSTRUCTOR Helen McCusker
 DATES July 18 – 22, 2022
 FEE \$411.75 (+ \$15 material fee payable to the instructor)

Versatile, resilient, and almost pure pigment, pastels reflect the light like a prism and can satisfy any creative drive. Whatever your preferred subject matter when drawing with pastels, learn to push your drawings to new heights using a variety of techniques, surfaces, and different kinds of soft pastels. Learn to create customized supports tailored to your expressive needs, to incorporate pastels into mixed media works, and how to layer them into impasto-like paintings. Instruction will provide a sound basis in drawing skills and colour knowledge, which can be applied to other mediums as well. Drawing sessions will be conducted both in-studio and outdoors, weather permitting.

Spinning

COURSE CODE ARTS334 SECTION 41
 INSTRUCTOR Rebecca Lamperd
 DATES July 18 – 22, 2022
 FEE \$411.75 (+ \$45 material fee payable to the instructor)

With consideration of individual skill levels, instruction suits whether you are pursuing a new interest or hoping to upgrade existing spinning skills. The basics of spinning, including fibre preparation and spinning equipment and maintenance, as well as various spinning methods, colour and fibre blending, and basic acid dyeing will be covered. Yarn construction and the control of colour effects will also be addressed.



Stained Glass - Introductory

COURSE CODE ARTS211 SECTION 41
 INSTRUCTOR Wendy Ladurantaye
 DATES July 18 - 22, 2022
 FEE \$411.75 (+ an approximate \$60 material fee payable to the instructor)

Stained glass is an exciting medium that uses light and colour to create delicate or dramatic, whimsical or practical results, regardless of your artistic abilities or experience. Basic history, design considerations, and techniques will be introduced as safe working practices and skills are developed. The material fee will cover the cost of the first two directed projects. Start with a sun catcher, using the foil method, and progress to the construction of a small panel, while discovering the considerations and limitations of the leaded method. Then, in a relaxed environment and with individual support, choose a larger, more complex project, working at your own pace and ability. Consider a larger panel, a small lamp, jewellery box, clock, or sculpture. Additional materials and supplies will be available for purchase.

This course will run simultaneously with Stained Glass - Intermediate. Please clearly indicate which course you are registering for.

Stained Glass - Intermediate

COURSE CODE ARTS213 SECTION 41
 INSTRUCTOR Wendy Ladurantaye
 DATES July 18 - 22, 2022
 FEE \$411.75 (+ optional \$25 material fee payable to the instructor)

This course is not suitable for beginners.

This course will challenge you to progress beyond good basic skills. Create an original design, use glass efficiently and effectively, and perfect skills and techniques using your choice of either the appropriate foil or lead came method. Safe studio practices will be emphasized as you work at your own pace and ability with individual support in a relaxed environment. Structure, reinforcement, the process of repairing stained glass, and use of rondels, bevels and clusters will be covered.

This course will run simultaneously with Stained Glass - Introductory. Please clearly indicate which course you are registering for.



Weaving - Sashes, Straps & Bands

COURSE CODE ARTS2106 SECTION 41
 INSTRUCTOR Ralph Johnston
 DATES July 18 - 22, 2022
 FEE \$411.75 (+ \$50 material fee payable to the instructor)

This course requires experience weaving on a floor loom. Weaving - Basic Level I, or the ability to set up a loom and weave with minimal direction is required.

Explore warp-faced 2/2 twill sashes, straps and bands; a weave where the warp is sett so close that the weft is unseen and creative warp colour changes unleash a fantastic array of multicoloured design possibilities. These sturdy bands, woven on four harness looms, have many uses - sashes, guitar straps, pet leashes, bell pulls, clothing trim, and more. Starting with the basic theory of warp-faced colour patterns, instruction will progress through warping and weaving one to two-strap/band projects of choice. You will adapt an existing pattern to weave a band of your own taste. Learn about designing warp-faced patterns by weaving a weft-faced sampler and converting the results to a warp-faced band project. Calculating a good warp sett, navigating winding warps with complicated colour patterns, and twisting fringes for sashes will also be addressed. Experienced weavers with historical interest will have the option to weave a replica of the Garneau ceinture fléchée - an early 19th Century handloom-woven Voyageur sash in warp-faced twill that mimics the classic Assomption sash pattern.

NEW! Youth/Teen Soapstone Carving

COURSE CODE ARTS2532 SECTION 41
 INSTRUCTOR Elise Muller
 DATES July 18 - 22, 2022
 FEE \$301.20 (+ \$45 material fee payable to the instructor)

This course is open to youth and teens 10 to 16 years of age.

Learn about the ancient art of stone carving as you create stone amulets, necklaces and touchstones of symbols or animals important to you. From there, practice skills on a small sculpture before advancing to designing and carving a larger piece of your choice.

SATURDAY, JULY 23, 2022



Figure Drawing Introductory Workshop

COURSE CODE ARTS1766 SECTION 41
INSTRUCTOR Helen McCusker
DATES July 23, 2022
FEE \$128.07 (+ \$20 material fee payable to the instructor)

Learn the basics of line, tonal value, composition and gesture while working from the human figure. If you haven't much drawing experience this is a great place to start, and if you've been drawing a while and feel in need of refreshment, direction and guidance, you'll find it here. All materials necessary will be provided but you are welcome to bring favourite materials if you wish.

NEW! Japanese Washi Lamp Workshop

COURSE CODE ARTS2526 SECTION 41
INSTRUCTOR Victoria Wallace
DATES July 23, 2022
FEE \$128.07 (+ \$35 material fee payable to the instructor)

Design and create a Washi lamp based on the art form developed by Isamu Noguchi. Solder the wire frame, create a pattern for the shade and assemble the finished lamp with the inclusion of a simple low wattage electric light bulb socket. Washi is the Japanese word for the traditional papers made from the long inner fibres of the bark of three plants, all native to Japan – Kozo, Misumata and Gampi. Kozo (mulberry paper) is said to be the 'masculine element', the protector, thick and strong. Misumata is the 'feminine element', graceful, delicate, soft and modest. Gampi was the earliest and is considered to be the noblest fibre, noted for its richness, dignity and longevity. It has an exquisite natural sheen and a natural 'sized' finish that does not bleed when written or painted on. Other fibres are sometimes used for paper or mixed in for decorative effect.

Jewellery – Forged Bangle Workshop

COURSE CODE ARTS781 SECTION 41
INSTRUCTOR Todd Jeffrey Ellis
DATES July 23, 2022
FEE \$128.07 (+ \$25 to \$60 material fee depending on projects chosen, payable to the instructor)

Learn the process of moving metal to create a dimensional sterling silver bangle. Whether you're a beginner or an experienced metalsmith, your hammering skills will get a work-out in this intensive, informative workshop! Sterling silver will be available for purchase from the instructor as bangle dimensions will vary depending on the size and width of the finished piece.

Pen, Ink & Watercolour Workshop


COURSE CODE ARTS1955 SECTION 41
INSTRUCTOR Marta Scythes
DATES July 23, 2022
FEE \$128.07 (+ \$2 material fee payable to the instructor)

In this workshop, you will learn basic watercolour and ink techniques including methods for combining the two mediums. You will also learn the about properties and uses of different tools and materials to make informed choices for different results. Analysis of variety of line, value, texture and colour will be central to creating pleasing images. Basic composition and design will be addressed while studying and interpreting simple landscapes and creatures. Limited reference materials (flora & fauna) will be provided. The intent is to explore and have fun. Instruction is suitable for all skill levels.

NEW! Quilting – Bargello Wave Workshop

COURSE CODE ARTS2528 SECTION 41
INSTRUCTOR Anne McAllister
DATES July 23, 2022
FEE \$128.07

Learn how even the most complicated looking quilt can be made fairly quickly and easily with straight line stitching. The curves of bargello quilts are actually optical illusions. Work logically to strip-piece efficiently and accurately and group fabrics by colour to produce an exciting design. The wave quilt can be made in a variety of colours. Consider springtime's new growth in light and dark greens, with snowdrops and trilliums appearing; a summer garden full of rich, glorious colours; fall in its splendid glory; winter whites with hazy sunshine, shadows, dried pods and grasses; or ocean waves in sparkling blues and turquoises. Instruction is suitable for beginner quilters and will also interest to those with experience.



NEW! Sewing for Beginners Workshop

COURSE CODE ARTS2582 SECTION 41
INSTRUCTOR Rita Diilio
DATES July 23, 2022
FEE \$128.07

Learn the basics of measuring, pattern reading, and fitting as you make a pair of comfy pajama pants. Skills learned can transfer to a variety of projects and patterns. You are required to bring a sewing machine in good working order. Please also bring the user manual if possible.

“

**Very supporting - positive feedback.
Instructors very supportive.**

DOUG COULTER

NEW! Watercolour Butterfly Earrings Workshop

COURSE CODE ARTS2602 SECTION 41
INSTRUCTOR Margot Snow
DATES July 23, 2022
FEE \$128.07 (+ \$15 material fee payable to the instructor)

Create super lightweight, original butterfly wing earrings using 100% cotton watercolour paper, paint and glue. This technique, once mastered, can be applied to many other subject matters such as bird feathers, flowers, and more. Learn the step-by-step procedure of painting, assembling, and finishing the earrings in a fun and busy atmosphere.



JULY 25 TO 29, 2022



NEW! Blues Guitar – Beginner & Intermediate

COURSE CODE ARTS2512 SECTION 41
INSTRUCTOR Suzie Vinnick
DATES July 25 – 29, 2022
FEE \$411.75 (+ \$5 material fee payable to the instructor)

Learn the basics of blues guitar playing – blues scales, soulful strumming rhythms and grooves, incorporating space in a guitar solo, and telling a story with a guitar solo. Keep it groovy by incorporating guitar licks and turnarounds. Tips on accompanying others and jamming with the other students will also be included. The course will be blues oriented but will apply to other music styles such as singer/songwriter, rock, and country. Instruction is suitable for beginner and intermediate guitarists.

Book Art – Mixed Media, Painting & Binding

COURSE CODE ARTS2284 SECTION 41
INSTRUCTOR Holly Dean
DATES July 25 – 29, 2022
FEE \$411.75 (+ \$45 material fee payable to the instructor)

In an encouraging and nurturing atmosphere, create three or more books with different bindings. Learn Coptic, long-stitch and accordion bookbinding techniques. Work on pages and covers with acrylic paints and mediums, collage, stamps and stencils, mark-making, image transfers, and more. Use dimensional objects, encrustation and ageing techniques to create fabulous book covers. Explore the difference between fluid, soft body and heavy body acrylic paints, and when to use which acrylic mediums. Learn about bookbinding terms, tools and techniques. Instruction will include exercises to stimulate right brain response, demonstrations, discussions, individual attention, and friendly critiques. Curious beginners to experienced artists / book-artists are welcome.

NEW! Drawing & Painting Landscapes on Mylar

COURSE CODE ARTS2585 SECTION 41
INSTRUCTOR Martha Johnson
DATES July 25 – 29, 2022
FEE \$411.75

Making use of Mylar's unique properties allows both subtle and dramatic artwork to emerge. Instruction will address Mylar-specific composition, reference contemporary and historic artwork, and include demonstrations. Mylar is an excellent material for quick sketching outdoors, adding colour later in the studio. Imagery develops quickly and easily on this filmic material and working on both sides of the frosted, semi-transparent surface creates unique opportunities. Working with both wet and dry mediums, learn to combine abstraction and realistic reference into landscape work. Mixed media is also addressed and encouraged. Multiple versions of a favourite sketch or photo can be achieved by tracing from an original source image. Gain design experience and a fresh take on the contemporary landscape, while making full use of this extraordinary, flexible material. Instruction is suitable for all levels of experience. Some previous drawing and painting is helpful but not necessary. Weather permitting, time will be spent working outdoors, taking advantage of the inspiring Haliburton landscape.

NEW! Felting Fundamentals & Techniques

COURSE CODE ARTS2590 SECTION 41
INSTRUCTOR Denise Magloughlen
DATES July 25 – 29, 2022
FEE \$411.75 (+ \$45 material fee payable to the instructor)

Felting provides a range of imaginative options, whether wet felting, Nuno felting or needle felting. The addition of texture and colour will be explored as your creativity is encouraged. Instruction includes several samples of techniques that can be incorporated into your designs as you complete a scarf and a purse. All supplies required are included in the materials fee and additional materials will be available for purchase should you have time to complete more pieces. Beginner as well as more advanced skill levels are welcome.



NEW! Fibre Art – Batik, Rusting & Colour Manipulation

COURSE CODE ARTS2491 SECTION 41
INSTRUCTOR Jan Anderson
DATES July 25 – 29, 2022
FEE \$411.75 (+ \$40 material fee payable to the instructor)

Please note: Participants are required to have a current tetanus vaccination.

Explore wax, rust, wax pastels, ink pencils, and intense ink blocks to create original designs on fabric. Learn to manipulate wax to create batik art pieces and appreciate the ease of rusting material and its transformations. Play with and enjoy the brilliance of colour and layering techniques to enhance new pieces or manipulate finished work. You will be required to bring a familiar and reliable sewing machine in good working order. Instruction is suited to all skill levels, but basic sewing machine operation abilities will be helpful.


NEW! Garment Making – Overhauls

COURSE CODE ARTS2604 SECTION 41
INSTRUCTOR Karen Thorn
DATES July 25 – 29, 2022
FEE \$411.75 (+ \$25 material fee payable to the instructor)

This course is not suitable for beginners.

Make a pair of overalls with a new and colourful twist. Create your own custom fabric by piecing together various textiles into a one-of-a-kind base cloth, paying particular attention to combining colours and patterns unlike you have ever considered before. Fabrics used will be upholstery weight, making the finished garment suitable for cooler weather wear. Stretch your imagination and create a truly one-of-a-kind wearable art piece. A template pattern, available in various sizes, will need to be purchased and downloaded prior to course start date. See material list for details. You are required to bring a familiar sewing machine in good working order and have some experience with machine operation, care, and basic sewing terms.





NEW! Graphic Storytelling

COURSE CODE ARTS2500 SECTION 41
 INSTRUCTOR Hope Thompson
 DATES July 25 – 29, 2022
 FEE \$411.75

The graphic form of storytelling (aka comics) continues to surge in popularity. From the first Superman comic in 1938 to Gord Downie and Jeff Lemire's *A Secret Path*, the graphic form is a powerful genre of storytelling. Learn the basics of telling stories through a combination of words and images. Instruction will progress from a series of warm-up exercises through to idea generation, pencil thumbnails, panel placement to fully panelled and inked stories. Through critique and feedback, develop skills in this exciting medium with the goal of completing a self-contained, fully inked story. No proficiency in drawing is required, only a desire to use images and words to create compelling stories.

Jewellery

COURSE CODE ARTS117 SECTION 41
 INSTRUCTOR Michael Letki
 DATES July 25 – 29, 2022
 FEE \$411.75 (+ \$40 material fee payable to the instructor)

Fabulous jewellery can be made using simple techniques. As a beginner, you will be introduced to these methods and encouraged to use them creatively while working in sterling silver and other materials. If you are working at a more experienced level, you will have an opportunity to explore new ideas – particularly on surface treatments, as well as practice your skills and work on your projects with the guidance of the instructor. The work of current jewellery artists will be referenced, and an information session dealing with supplies, sources, and pricing will be held. You are welcome to bring your own materials and tools, but supplies will also be available from the instructor.

NEW! Gel Plate Monoprints: Creative Printmaking Without a Press

COURSE CODE ARTS2589 SECTION 41
 INSTRUCTOR Kim-Lee Kho
 DATES July 25 – 29, 2022
 FEE \$411.75 (+ \$30 material fee payable to the instructor)

Squishy, transparent and flexible, gel plates are fun even before you start printing! They're easy-to-use yet capable tools for sophisticated artistic thinking. Instruction will cover the basics and move into a variety of creative approaches from shape and texture, to botanicals, to masking, mark-making, as well as layered approaches, incorporating design and colour theory. Throughout the course you will add to your personal artist book project which will serve as a memento of what you have tried and learned.

Community Arts Events

Check out Haliburton-area arts events on pages 72 and 80.

These courses will run simultaneously. Please clearly indicate which course you are choosing.

Glassblowing

COURSE CODE ARTS101 SECTION 43
 INSTRUCTOR Andrew Kuntz
 DATES July 25 – 29, 2022
 FEE \$633.57 includes glass

Discover the art of glassblowing using traditional techniques that date back 2000 years. Glass is first melted in a furnace at 2100 degrees Fahrenheit, at which time you learn how to gather the molten material on the end of a steel blowpipe to form it into vases, bowls, paperweights, goblets and sculpture. You will also have an opportunity to participate in discussions on equipment, safety, history and current trends in glass. Colour will be available for purchase in the Bookstore.

Glassblowing – Style & Form

COURSE CODE ARTS657 SECTION 41
 INSTRUCTOR Andrew Kuntz
 DATES July 25 – 29, 2022
 FEE \$633.57 includes glass

This course is not suitable for beginners.

As an experienced glassblower, you will be challenged with the exploration of advanced techniques such as bit working, stems and feet, handles, spouts, cane work, and goblet making, using more advanced colour applications. Cold working techniques will also be covered. Instruction and practice will be augmented with a visual presentation, printed material, studio safety, and regular discussions of work in progress. Colour will be available for purchase in the Bookstore.



NEW! Kids' Art Camp

COURSE CODE ARTS2608 SECTION 44
 INSTRUCTOR Noelia Marzali
 DATES July 25 – 29, 2022
 FEE \$199.88 (+ \$25 material fee payable to the instructor)

This course is open to kids 5 to 9 years of age. Kids' courses are full days with one instructor.

Theme: Drawbots (See material list for additional details.)

Join us for a fun-filled week of marvelous mess-making and art exploration! Unleash your imagination and have fun creating, making, and playing.

Landscapes: Real, Imagined & Altered

COURSE CODE ARTS2285 SECTION 41
 INSTRUCTOR Kal Honey
 DATES July 25 – 29, 2022
 FEE \$411.75

This course is not suitable for beginners.

Well known or never before seen, real or imagined, fact or fiction – place has an endless capacity to speak to artists, inspiring attempts to capture and express what it is that's moving, intriguing, and haunting. Designed to move past simply capturing the scene, this course begins with individual artistic field research, honing your observational skills. Back in the studio, you will be challenged to interpret and transform and your findings in increasingly expressive and conceptual ways, expanding into guided but self-directed exploration of personal ideas. Instruction will provide some structure and support, combined with lots of creative latitude as you explore new artistic territory.

Life Drawing & Painting

COURSE CODE ARTS125 SECTION 41
 INSTRUCTOR Helen McCusker
 DATES July 25 – 29, 2022
 FEE \$411.75

This extensive course, working with the life model, will address your personal artistic development. Instruction in drawing the figure, drawing and painting techniques, and applying colour theory will be a strong foundation for continuing artistic practice in drawing and painting the figure. Explore new materials, strive for mastery of media with which you are familiar, and originate a life drawing project that addresses your personal technical or conceptual problems. Drawings and paintings by a variety of artists will be available for viewing and reference. Upon completion, you will have the ability to use life drawing as the basis for a process of ongoing investigation that will continue to build skill, perception and ease, as well as provide a foundation for expression in drawing and painting.

Mosaics

COURSE CODE ARTS136 SECTION 41
 INSTRUCTOR Annette Blady Van Mil
 DATES July 25 – 29, 2022
 FEE \$411.75 (+ \$25 material fee payable to the instructor)

By definition, a mosaic is a surface decoration made by inlaying small pieces of coloured glass, stone or tile to produce a pattern or image. Discover the unusual, creative, innovative and fun world of mosaics. Gain an appreciation of the history and techniques and, by blending traditional and modern methods, create some amazing works of art. Basic techniques will be taught through hands-on demonstrations. Turn your broken tiles, chipped china, cracked pots, smashed glass, old buttons, and mirrors into masterpieces. Make the ordinary extraordinary! All skill levels are welcome.

NEW! Painting & Collage – 3 Dimensions

COURSE CODE ARTS2501 SECTION 41
 INSTRUCTOR Rosemary Vander Breggen
 DATES July 25 – 29, 2022
 FEE \$411.75 (+ \$40 material fee payable to the instructor)

Investigate how collage and assemblage can change your exciting 2D to 3D designs. Challenge yourself with paper folding, building with wood and cardboard, and adding found or collected items. Paint, collage and glue – building to 3 dimensions. Instruction includes daily discussions regarding historical references and group sharing of experiences.



Location is as good as it gets!

ANN MARK





NEW! Paper Maché Sculpture

COURSE CODE ARTS164 SECTION 41
 INSTRUCTOR Victoria Wallace
 DATES July 25 – 29, 2022
 FEE \$411.75 (+ \$40 material fee payable to the instructor)

Learn how to design and build paper-maché sculptures. From the construction of wire and tape armatures/models to the preparation of materials and paste, create beautiful three-dimensional works of art through to the finished stage of painting. Instruction is suitable for beginner to professional artists.

NEW! Photography – Finding Your Voice

COURSE CODE ARTS2596 SECTION 41
 INSTRUCTOR Linda Rutenberg
 DATES July 25 – 29, 2022
 FEE \$411.75

This course is not suitable for beginners. A good understanding of your camera is required.

You love photography, have been doing it for many years, and find yourself in need of a boost to get out of the photo rut. Explore why you like photography, get new ideas, and stop taking the same type of images all the time. Discussions and projects will challenge you and your ideas, and help you create strong and powerful images that reveal the unique way that you see the world. Light, composition, and meaning will be emphasized within personal contexts and goals.

Plein Air Landscape Painting – Intermediate/Advanced

COURSE CODE ARTS2173 SECTION 41
 INSTRUCTOR Sam Paonessa
 DATES July 25 – 29, 2022
 FEE \$411.75

This course is not suitable for beginners. Plein air experience is required.

Improve your plein air painting skills through concentrated time in the field. Solidify painting principles and techniques and develop visual editing skills as you push the boundaries of your skills. Review fundamentals and learn to have fun with colour and tonal challenges of landscape painting. You are invited to work with acrylic or oil paint in an environment that encourages individual freedom and expression. Be prepared to work outdoors and note that some locations may require walking and transporting painting equipment.

Pottery – Beginners

COURSE CODE ARTS175 SECTION 41
 INSTRUCTOR Stephanie Park
 DATES July 25 – 30, 2022 (6 days)
 FEE \$494.09 includes 1 bag of clay

Instruction in this course will be delivered at the beginner level of wheel throwing and will include demonstrations on cylinders, bowls, plates, glaze techniques, and the firing process. The development of your personal style and the encouragement of artistic license will prevail. One bisque and one glaze fire will be accomplished during the course. Should you be inspired and enthusiastic upon completion of this course, you would be capable of taking Pottery II.

Soapstone & Alabaster Carving

COURSE CODE ARTS206 SECTION 41
INSTRUCTOR Elise Muller
DATES July 25 – 29, 2022
FEE \$411.75 (+ \$25 to \$75 material fee depending on size chosen, payable to the instructor)

This course will provide a general introduction to carving soapstone and alabaster. Develop a working knowledge of the material, the tools, safe handling issues, and the methods used to complete a carving. Beginning with a study of the properties of the stone, you will produce a simple piece and progress to making a sculpture of your choice. Development of your personal style will be encouraged. The material cost for this course will depend on the size of the project or projects chosen.

Watercolour Painting – Big Skies, Clouds & Landscapes

COURSE CODE ARTS1665 SECTION 41
INSTRUCTOR Marta Scythes
DATES July 25 – 29, 2022
FEE \$411.75

Interpret the drama and beauty of the Ontario landscape while challenging yourself to take risks and explore watercolour painting. Flat, graded and variegated washes and drybrush techniques will be reviewed and built upon. Learn methods of painting on hot and cold pressed paper with different moisture content (wet on: dry, damp and wet) to achieve various edges and dramatic effects. With colour theory central to instruction, learn to mix a variety of intermediates and neutrals from pure primaries, unifying your work and avoiding mud. Study will include cloud formations and how light, water content and wind define their properties. Proportion and composition will be discussed to inform pleasing design choices. Value, contrast and aerial perspective will be considered to achieve an illusion of pictorial depth. Instruction will include daily demonstrations.



NEW! Weaving Your Heirloom Blanket

COURSE CODE ARTS2610 SECTION 41
INSTRUCTOR Liz Pead
DATES July 25 – 29, 2022
FEE \$411.75 (+ approx. \$75 material fee depending on project chosen, payable to the instructor)

Suitable for beginners, this creative journey begins by looking at the beautiful world around to take inspiration through sketches, colour swatches, and samples. Work these personal notes into a blanket design using natural wool fibres, and then through the full process of warping and weaving on a floor loom. The finished result will be an heirloom quality blanket with a few tips, tricks and stories woven in. Important: please see material ordering deadline on material list.

Wire Sculpture

COURSE CODE ARTS269 SECTION 41
INSTRUCTOR Charles O'Neil
DATES July 25 – 29, 2022
FEE \$411.75

Please note: This course requires extensive use of hand tools (wire cutters, pliers).

Wire sculpture is an exciting, expressive art form that can be functional, decorative or both. Instruction introduces the aesthetics, materials, tools, and techniques used in the creation of a variety of wire sculptures. You will then be encouraged to design and create an original, small-scale piece.



**Very friendly support staff
wonderfully talented teachers.**

RANDI BERMAN



Youth Archery & Fencing

COURSE CODE ARTS1522 SECTION 41
 INSTRUCTOR Brad Sherwood
 DATES July 25 – 29, 2022
 FEE \$301.20 (+ \$40 equipment rental fee payable to the instructor)

This course is open to youth from 10 to 13 years of age. The ability to lift 25 lbs is required to be able to draw the bowstring.

Fencing and archery are two distinct arts that develop mental focus, physical coordination, patience, discipline and technical skill. This course will introduce you to both activities in a safe and enjoyable way. In the morning you will learn basics of fencing – footwork, techniques and rules. In the afternoon, archery will involve proper shooting technique, bow knowledge and care. Through demonstrations, coaching, games and friendly competition, you will have the opportunity to develop an appreciation and ability in these disciplines.

Youth/Teen Metal Jewellery Arts

COURSE CODE ARTS395 SECTION 41
 INSTRUCTOR Susan Watson Ellis
 DATES July 25 – 29, 2022
 FEE \$301.20 (+ \$50 material fee payable to the instructor)

This course is open to youth and teens from 10 to 16 years of age.

You will be surprised at how easy it is to create things as intricate looking as the King's or Twist Chain. Learn these techniques and other skills to create current jewellery styles. After mastering the basics, cut, saw, form, and decorate various metals into unique creations. As skills increase, you will start to develop designs for bracelets, cuffs, pendants, earrings, rings, key rings or chains. Decorate and personalize with beads, and tumbled stones.



SATURDAY, JULY 30, 2022

Image Transfer & Collage on Various Surfaces Workshop

COURSE CODE ARTS2305 SECTION 41
 INSTRUCTOR Victoria Wallace
 DATES July 30, 2022
 FEE \$128.07 (+ \$20 material fee payable to the instructor)

Discover creative, efficient, and dramatic methods for successful acrylic image transfers onto your artworks. From acrylic skins to instant image transfers, learn the best ways to apply them – from collage to mixed media and more. Emphasis will be placed on exploring applications onto a variety of surfaces, including gessoed Masonite, wood, raw canvas and plexiglass. This workshop is suitable for beginners to professional artists.

Jewellery – Sterling Silver Fold Formed Earrings Workshop

COURSE CODE ARTS1519 SECTION 41
 INSTRUCTOR Todd Jeffrey Ellis
 DATES July 30, 2022
 FEE \$128.07 (+ \$75 material fee payable to the instructor)

No experience is needed to create an original pair of silver earrings. Explore the Canadian technique 'fold form method' of working with sheet metal in this hands-on workshop. Through the use of four different folds, you will create three-dimensional shapes of various designs to produce a unique pair of contemporary style earrings.

NEW! Make a Living from your Art Workshop

COURSE CODE ARTS2597 SECTION 41
 INSTRUCTOR Linda Rutenberg
 DATES July 30, 2022
 FEE \$128.07

The myth of the starving artist needs to be questioned and eradicated. It is possible to live from your work. If you talk about your creations and use the ideas and stories behind your work to engage your audience, people will get excited about what you are doing. This will generate income and eventually you will earn a living from this pursuit. Who you are, what you do, what you want, and what you need, will all be explored. Mission statements, websites, landing pages, finding your audience, and a marketing strategy will be addressed. Instruction is specifically for visual artists, encouraging the idea of earning a living from creative work, and will include one-on-one coaching as well as tools to get started. Given the number of hours that are needed in-studio, it is essential to learn and integrate digital skills and social media as a means of engaging the market. These strategies will protect precious studio time needed for creation.

COURSES FOR KIDS, YOUTH AND TEENS

All course names for our younger artists start with 'Kids,' 'Youth' or 'Teen,' depending on the age requirement.

See page 78 for more information.



NEW! Mosaic Workshop

COURSE CODE ARTS2606 SECTION 41
 INSTRUCTOR Nagihan Zengin
 DATES July 30, 2022
 FEE \$128.07 (+ \$60 to \$100 material fee depending on project chosen, payable to the instructor)

Create a lamp, candle holder and/or tray in Turkish mosaic design and style. Choose to work from a template or design your geometric, Middle East pattern from specially cut and stained glass tiles. Step-by-step instruction and appropriate challenge accommodate all skill levels.

Painting - Mixed Media Layers Workshop

COURSE CODE ARTS2026 SECTION 41
 INSTRUCTOR Holly Dean
 DATES July 30, 2022
 FEE \$128.07 (+ \$10 material fee payable to the instructor)

Trust your intuition and discover your style as you create a rich, complex piece of art in an encouraging environment. Work on canvas and board with acrylic paints and mediums, collage, stamps and stencils. Make a photo transfer and learn different ways to build texture. Instruction will guide you with demonstrations, discussions and individual attention. Curious beginners to experienced artists are welcome to join in this creative experience. You will gain new techniques and ideas, a gorgeous layered mixed media painting or two, and the inspiration to make many more.

Sashiko Workshop

COURSE CODE ARTS1555 SECTION 41
 INSTRUCTOR Harriet Boon
 DATES July 30, 2022
 FEE \$128.07 (+ \$20 material fee payable to the instructor)

Japanese Sashiko (little stabs) describes a traditional mending/quilting technique of northern Japan. Historically evolved to meet the needs of the people in the poor and cold region, it has now become fashionable. Stitching most often incorporates heavier white thread on indigo dyed cotton. Learn basic Sashiko stitching techniques, explore pattern development, and create a sampler: a collection of coasters, small trendy gift bags, or a 15-inch cushion top. Sashiko is a quiet, contemplative technique of stitching or quilting that encourages a Zen-like state.

Sketching Horses Workshop

COURSE CODE ARTS2464 SECTION 41
 INSTRUCTOR Marta Scythes
 DATES July 30, 2022
 FEE \$128.07 (+ \$2 material fee payable to the instructor)

Explore the beauty and spirit of the horse. Learn to draw it accurately and expressively from instructor demonstrations and the use of reference materials. Instructional focus will be on proportions and structure, using line and shade. Instruction will be in dry media (graphite, conté, charcoal) and black ink, but you may use your medium of choice. Additional reference handouts will be distributed at the end of the workshop for further independent study. Bring your favorite photos. Suitable for all horse lovers and all skill levels.

NEW! Stash Rug Workshop

COURSE CODE ARTS2521 SECTION 41
 INSTRUCTOR Jan Anderson
 DATES July 30, 2022
 FEE \$128.07 (+ \$10 material fee payable to the instructor)

Create a colourful and durable 32"x42" rug that's easy to make with 2-1/2 inch strips. Bring your forgotten jelly rolls or the cut up material you no longer love or know what to do with. You are required to bring a familiar and reliable sewing machine, with a walking foot, in good working order. Instruction is suitable for all skill levels.



AUGUST 1 TO 5, 2022

Alla Prima – Direct Painting

COURSE CODE ARTS2340 SECTION 41
INSTRUCTOR Ljubomir Ivankovic
DATES August 1 – 5, 2022
FEE \$411.75

This course is not suitable for beginners. An awareness of value relationships and colour mixing is required.

Alla prima, also known as direct painting or wet-on-wet oil painting, is an Italian term meaning “at first”. Entire paintings are completed in one or two sessions, using the technique, without waiting for the paint layers to dry completely. The charm of alla prima is that it retains the fresh and spontaneous feelings that come as you paint. It seems the most intuitive way to paint. The alla prima process begins with thinned oil paint for drawing. Spots of colour are then placed over the painting and filled in. Some paintings will be completed with just one layer and others may use multiple layers. The Impressionist movement made extensive use of this oil painting technique and is responsible for much of its popularity.

Artist Retreat: Yoga, Meditation & Drawing

COURSE CODE ARTS2001 SECTION 41
INSTRUCTOR Helen McCusker & Sheila Miller
DATES August 1 – 5, 2022
FEE \$411.75 (+ \$20 material fee payable to the instructor)

Delve into daily Kripalu Yoga sessions, guided mindfulness meditation, and exploration of your drawing style. Ease the body with mixed level Kripalu Yoga, modified for individual needs, and calm the mind with guided mindfulness meditation. The combination of slow, attentive yoga and meditation balances spatial awareness and focus and is ideal for artistic expression. All levels of experience and flexibility are welcome. For the art component, use drawing pencils, erasers, conté, charcoal, and pastels on paper. Inspired by movement, music and nature, focus on strong composition, your colour palette, and injecting a sense of life, motion and mood into your drawings. Be prepared to work outside occasionally, weather permitting. While suitable for beginners, instruction also offers experienced artists an opportunity for unique creative exploration.



The courses offered are of an amazing variety. Taught by extremely competent artists.

KATHLEEN MARGELESE

NEW! Cloisonné Enamelling

COURSE CODE ARTS2587 SECTION 41
INSTRUCTOR Shannon Kennedy
DATES August 1 – 5, 2022
FEE \$411.75 (+ \$150 kit fee payable to the instructor)

Learn the ancient technique of cloisonné enamelling. Discover ways to use transparent and opalescent enamel colors to create depth and luminosity on copper, fine silver, or silver metal clay surfaces. Blend colours to achieve value gradations and create matte or gloss finishes for optimal clarity of colours. Instruction will include the use of cloisonné wire and foils, sifting, washing and storing enamel, and soldering and metal fabrication as relate to enamelling. Create small jewellery pieces (to be set outside of class time) or samples, investigating the cloisonné and wet inlay techniques that interest you most. Instruction is suitable for beginners as well as those with previous experience.

Contemplative Photography – Ways of Nature

COURSE CODE ARTS2228 SECTION 41
INSTRUCTOR John McQuade
DATES August 1 – 5, 2022
FEE \$411.75

In the Eastern/Zen contemplative traditions, nature has been a way to spiritual insight. The way of the seasons reflects the seasons of our life. Instruction introduces a contemplative approach to nature and will include topics such as contemplative landscape, flowers and weeds, Eastern/Zen aesthetics, Impressionism, and visual haiku. Practice haiku – contemplative poetry – and consider examples of Eastern aesthetics such rock gardens, brush painting, and more. Your images will display the same resonance and form as these contemplative arts: simplicity, space and purity. Develop a natural appreciation and serenity through this practice. Previous photographic experience is not necessary. There are on-line methods of sharing your images and receiving feedback following the course. You are required to bring a digital camera with manual capacity.

Decoy Carving – Contemporary Antique Style

COURSE CODE ARTS1928 SECTION 41
INSTRUCTOR Ken Hussey
DATES August 1 – 5, 2022
FEE \$411.75 (+ \$40 material fee payable to the instructor)

Using simple hand tools, learn to shape and carve a traditional decoy and progress to painting and ageing techniques to create the look and patina of a century-old decoy. Instruction is suited to the beginner carver but will also accommodate experienced students in the exploration of this unique style of decoy.



Fibre Art Techniques

COURSE CODE ARTS2210 SECTION 41
 INSTRUCTOR Jan Anderson
 DATES August 1 – 5, 2022
 FEE \$411.75 (+ \$40 material fee payable to the instructor)

Learn fibre art techniques such as painting, dyeing, stamping, free motion quilting, thread sketching, thread painting, and hand embellishments as you design, create, experiment, and play in a supportive environment. Skills learned will be applied to the creation of a large wall hanging that depicts your passion and story. You will be required to bring a familiar and reliable sewing machine in good working order. It is imperative also to bring a free motion sewing foot and to be able to drop the feed dogs.

Fibres, Feelings & the Creative Path

COURSE CODE ARTS2458 SECTION 41
 INSTRUCTOR Ardath Finnbogason-Hill
 DATES August 1 – 5, 2022
 FEE \$411.75 (+ \$10 material fee payable to the instructor)

A basic understanding of simple knitting is required, without the need to read patterns, as we will be creating a knitted piece using a 'free flow' technique.

Every woman and woman-identified has a life story that can be defined as a complex tapestry woven from the textures of experience and the colours of change. Sharing with other women and woman-identified individuals in a safe and supportive space, participants will gather ideas and techniques through writings, poetry and stories as part of the teaching process. As a knitter, stretch your imagination and experience a unique artistic process as you create a beautiful wearable art shawl – a “wisdom wrap”. Without the confines of a pattern, you may use different sized needles, strips of favourite fabrics, natural and synthetic yarns, feathers, fur, shells, stones, jewellery, and other meaningful materials in an exploration of the creative process through the use of colour, texture and story. Discover or rediscover your innate creativity with ongoing freedom to ‘be with’ varying fibres, textures, colours and stitches. Trust your imagination and be inspired by the natural surroundings. Experience the use of story, poetry and music, and the reality of endless possibilities. Instruction is suitable for those who can knit, purl and cast on stitches.



Folk Music for All Instruments & Vocals

COURSE CODE ARTS2309 SECTION 41
 INSTRUCTOR Katherine Wheatley
 DATES August 1 – 5, 2022
 FEE \$411.75 (+ \$5 material fee payable to the instructor)

Experience the magic of making music and the power of playing and singing together in a nurturing environment. With no experience required and all welcome, this course is for singers and instrumentalists and all levels of music-making. Bands and choirs of various composition will be assembled, each playing and singing different songs throughout the week. Bring your voice and/or your instrument and a hearty sense of adventure. Play bass for the first time. Take a solo on the piano, even if you’ve never played the piano. Sing harmony. Shake a shaker. Enjoy.





Glass Flamework Techniques

COURSE CODE ARTS1760 SECTION 41
 INSTRUCTOR Brad Sherwood
 DATES August 1 – 5, 2022
 FEE \$411.75 (+ approx. \$100 material fee depending on projects chosen, payable to the instructor)

Flameworking is a method of shaping glass using a torch. Glass is heated to a molten state and you then sculpt, blow and manipulate it, creating highly detailed and colourful glass objects. This course will provide a fundamental understanding of glass through the processes of flameworking. Beginning with the safe and comfortable operation of equipment, you will quickly progress to methods of shaping and constructing using a variety of tools and techniques. Working with a range of glasses, gain a solid foundation in flameworking practice that will allow for progression beyond the basics. Through lectures, demonstrations, and hands-on practice, instruction will cover introductory methods of shaping and manipulating molten glass to advanced constructions, including blowing glass and the use of moulds. You are encouraged to bring an open mind and ideas that you would like to develop in glass. No previous glass experience is necessary.

This course will run simultaneously with Glass Flamework Techniques II. Please clearly indicate which level you are registering for.

Glass Flamework Techniques II

COURSE CODE ARTS1761 SECTION 41
 INSTRUCTOR Brad Sherwood
 DATES August 1 – 5, 2022
 FEE \$411.75 (+ Approx. \$100 material fee depending on projects chosen, payable to the instructor)

This course is not suitable for beginners.

Building on basic methods and techniques, learn advanced methods of flameworking design, construction and colour application. Develop skills to create advanced blown forms and multicomponent constructions. This course will consist of a review of studio safety and torch operation, demonstrations, lectures and hands-on practice. You are encouraged to bring ideas of projects.

This course will run simultaneously with Glass Flamework Techniques. Please clearly indicate which level you are registering for.

Indigo & Shibori

COURSE CODE ARTS1302 SECTION 41
 INSTRUCTOR Harriet Boon
 DATES August 1 – 5, 2022
 FEE \$411.75 (+ \$40 material fee payable to the instructor)

For centuries indigo has been used worldwide, from clothing for workers to regal garments. Learn techniques to create indigo vats for dyeing fabrics in a variety of shades of blue. Instruction will also include a green indigo vat. Explore Japanese resist methods of clamping, stitching and binding – patterning known as Shibori. The fascinating history and culture of indigo will also be explored.

Jewellery Casting

COURSE CODE ARTS119 SECTION 41
 INSTRUCTOR Michael Letki
 DATES August 1 – 5, 2022
 FEE \$411.75 (+ \$40 material fee payable to the instructor)

Using the ancient lost wax casting process to make jewellery opens the door to a fascinating world where an almost unlimited variety of three-dimensional forms and textures can be created. The tiniest details, textures and forms will be faithfully reproduced. Learn how virtually anyone with a shoebox of tools can do this at home! You will work on several pieces with emphasis placed on appropriate design for the methods, quality of workmanship and finishing techniques. You are welcome in this course whether you are working at a beginner or intermediate level of skill.

NEW! Kids' Art Camp

COURSE CODE ARTS2608 SECTION 45
 INSTRUCTOR Susan Watson Ellis
 DATES August 1 – 5, 2022
 FEE \$199.88 (+ \$50 material fee payable to the instructor)

This course is open to kids 5 to 9 years of age. Kids' courses are full days with one instructor.

Theme: Jewellery Arts (See material list for additional details.)

Join us for a fun-filled week of marvelous mess-making and art exploration! Unleash your imagination and have fun creating, making, and playing.

Landscape Painting – Plein Air & Studio

COURSE CODE ARTS2439 SECTION 41
 INSTRUCTOR Sam Paonessa
 DATES August 1 – 5, 2022
 FEE \$411.75

This course is not suitable for beginner plein air painters.

Enjoy the best of both worlds – paint and sketch in the field and then develop colour studies and sketches in-studio. The first half of the course will consist of plein air painting, followed by the remainder of the time in-studio. Instruction will include demonstrations and is suited to oil and acrylic painters.



Wonderful diverse selection of advanced courses! Keep up great work!

MELISSA CAIT



NEW! Mask Making

COURSE CODE ARTS131 SECTION 41
 INSTRUCTOR Clelia Scala
 DATES August 1 – 5, 2022
 FEE \$411.75 (+ \$35 material fee payable to the instructor)

Enjoy the fantasy of this multimedia experience. Sculpt in clay, create plaster moulds, and cast a wearable mask in paper mâché. Learn how to use sculptural shapes/forms and colour to create emotional qualities. Masks will be finished using a variety of media. Be inspired by a discussion about cultural and theatrical masks from around the world. Previous experience is not required. All levels of experience and skill are welcome.

Painting – Layered Mixed Media

COURSE CODE ARTS2212 SECTION 41
 INSTRUCTOR Holly Dean
 DATES August 1 – 5, 2022
 FEE \$411.75 (+ \$25 material fee payable to the instructor)

Create three or more rich, complex pieces of art while exploring your style in an encouraging and nurturing atmosphere. Trust your intuition as you work on paper, canvas and board with acrylic paints and mediums, collage, stamps and stencils, oil pastels, ink, pencil, charcoal, writing, and more. Paint with brushes and unusual tools, make monoprints, drip, pour, sand, and rip. Learn to conceal and reveal collage elements, build subtle texture with acrylic mediums, explore the difference between fluid, soft body and heavy body acrylic paints, use stencils to build relief, add metallic paint for magical highlights, make transfers, create beautiful compositions using design principles, and discuss many other creative ideas. Instruction will include exercises to stimulate right brain response, demonstrations, discussions, individual attention, and friendly critiques. Curious beginners to experienced artists are welcome.

Painting & Collage – Unconventional

COURSE CODE ARTS2165 SECTION 41
 INSTRUCTOR Rosemary Vander Breggen
 DATES August 1 – 5, 2022
 FEE \$411.75 (+ \$30 material fee payable to the instructor)

Delve into paint surface treatments and learn new and innovative ways of using collage papers in your painted works, collage as inspiration for painting, and collage as a medium. Practice various techniques and tools for applying acrylic and/or watercolour paint as a surface, alter papers with paint, and explore many paper sources as collage material. With the incorporation of paint, learn colour and composition concepts using found and altered papers as inspiration. Historical and contemporary examples from books and online sources will be referenced. Daily discussions and critiques will inspire the exchange of ideas. Individuality will be encouraged, and all skill levels are welcome.

NEW! Painting – Experimental

COURSE CODE ARTS2611 SECTION 41
 INSTRUCTOR Liz Pead
 DATES August 1 – 5, 2022
 FEE \$411.75 (+ optional \$40 material fee payable to the instructor)

Tapping into the creative possibility of using observational drawing, this course aims to produce work in related series. Starting with mark making and your line, build out from there to incorporate materials and strategies to challenge what you are making and how you are making it. Using everything from pencil, acrylic, water media, inks, mono-printing techniques and installation-play, push to interrogate materials and messages. The point is art can be made from just about any observation, from most any material at hand, and that we will never, ever be bored or bewildered in the studio again. All skill and experience levels are welcome.

Picture Framing

COURSE CODE ARTS170 SECTION 41
 INSTRUCTOR Janine Marson
 DATES August 1 – 5, 2022
 FEE \$411.75 (+ \$113 material fee payable to the instructor)

Complementary, effective, framing is critical to both the appearance and preservation of artwork and treasures. This course will increase your awareness of what constitutes good framing as you explore numerous topics including: types of mat boards, the elements of design, colour tones, and how to be creative in matching mats and frames to a piece of art. Instruction and discussions will include the latest in framing techniques and materials available, as well as how to mount prints like a professional. Specifically, you will learn how to cut both single and double mats, plus V-grooves and other specialty cuts. Ample opportunity will be provided to practice your skills with quality mat cutters. Whether your interest is in framing original art, prints, photographs or making shadow boxes, you will be able to apply what you have learned to complete the finished product – a piece of well-framed work. Teaching methodology will include numerous demonstrations, critiques and individual attention. It is important to note that you will not be cutting moulding and constructing frames but applying skills learned to pre-constructed standard-sized frames. There will be a varied selection to choose from, ranging in size from 8x10, 9x12 and 11x14. All levels of expertise will benefit from this course as instruction will provide an introduction to the basics of framing and will also challenge the experienced framer to further develop skills.

NEW! Pottery – Coiling & Terra Sigillata

COURSE CODE ARTS2536 SECTION 41
 INSTRUCTOR Paula Murray
 DATES August 1 – 6, 2022 (6 days)
 FEE \$520.09 includes 1 bag of clay

Coiling is an ancient technique embraced by contemporary potters for creating works of immense power. There is a freedom in building with coils that can be as inventive or formal, spontaneous or disciplined as the maker chooses. Conducive to working large, the clay as well as your limits will be challenged to stretch, with several projects progressing simultaneously. Learn to make terra sigillata and explore integrating form with this sensuous surface treatment. Additional clay will be available for purchase at a cost of \$20 from the school, which includes glazing and firing. Instruction is suitable for all levels of experience.



Printmaking – Watercolour Monoprints: The Floating Washes

COURSE CODE ARTS182 SECTION 41
 INSTRUCTOR Stephanie Rayner
 DATES August 1 – 5, 2022
 FEE \$411.75 (+ \$55 material fee payable to the instructor)

Non-toxic watercolour monoprinting is a dynamic art form combining the unlimited palette and radiant flow of watercolours with an unusual diversity of beautiful and compelling techniques unique to this process. Learn the proper use of an etching press, preparation of printmaking plates and paper, correct numbering, signing, and care of your prints. Explore at least six entirely different approaches to the medium, emphasising the manipulation of watercolour washes on the plate's impermeable surface that allow for floating of colour in a way no other medium can. Discover how to do watercolour monotypes at home without a press. This art form works with you – not having to print within a given time frees you to progress and play at your own pace, with options for re-working, experimenting and even deleting without losing the entire work. No previous experience is required to achieve beautiful results.

Stone Carving Basics

COURSE CODE ARTS328 SECTION 41
 INSTRUCTOR Elise Muller
 DATES August 1 – 5, 2022
 FEE \$411.75 (+ \$80 – \$200 material fee depending size and type of stone, payable to the instructor)

Please note: Instruction best suits beginners, however those with some experience are also welcome. Your physical ability to manipulate the block of stone may limit the size of your project.

Stone carving with hammer and chisels has been a traditional activity for centuries and has addressed both function and aesthetic. Instruction will focus on basic, traditional sculptural methods and introduce tools such as the point, toothed and flat chisels, and specialized rasps for final shaping. A variety of techniques for shaping various types of stone will be explored, with individual assistance available in developing subject matter. Practical applications will be the primary emphasis, supported by some theory. A brief introduction to the use of power tools will be included. This is an excellent opportunity for those experienced with power tools to refresh or develop new hand carving skills. More specialized techniques, such as lettering and traditional masonry, can be addressed individually. You can expect to complete a small sculpture during the course.



NEW! Story Writing from Photographs

COURSE CODE ARTS2085 SECTION 41
INSTRUCTOR Kelly Gauthier
DATES August 1 – 5, 2022
FEE \$411.75 (+ \$15 material fee payable to the instructor)

Just as photographers find the extraordinary in the ordinary by exploiting available angles, incorporating contrasting light, uncovering shadows, or by drawing your eye to the unexpected, writers can do the same thing using words. Incorporating similar techniques into writing, explore photographs and everyday imagery, and familiar experiences and people in unique and interesting ways that will help develop and create captivating short stories. Using photographs as a starting point for short stories is a unique and effective way to alleviate a new writer's inhibitions and help seasoned writers overcome writer's block. Because photographs and imagery initiate thought and provoke feeling, they intuitively evoke a compelling story just waiting to be told. Instruction is suitable for new and experienced writers.

Watercolour Painting – Experimental

COURSE CODE ARTS250 SECTION 41
INSTRUCTOR Kal Honey
DATES August 1 – 5, 2022
FEE \$411.75 (+ \$20 material fee payable to the instructor)

Challenge your preconceptions about what constitutes a watercolour painting and how it might be created. Through both set and self-directed exercises, you will be encouraged to be as adventurous as possible in your media combinations, methods and subject matter. Group discussion and personal attention will enable you to better understand and develop your artistic vision. If you're already excited about your current direction – develop it, push it further. If you're stuck – become unblocked in a creative, non-threatening environment. If you're just beginning, explore the vast array of options and start to find your path and your voice. This course is both haven and launching point: personal expression and direction are paramount, and at every turn you will be encouraged to hear and trust your inner compass in boldly exploring new directions. All levels and abilities are welcome – you need only an open mind and an adventurous spirit.

Woodworking – Introduction

COURSE CODE ARTS272 SECTION 41
INSTRUCTOR Steven Der-Garabedian
DATES August 1 – 5, 2022
FEE \$411.75 (+ \$125 material fee payable to the instructor)

Project: Bent Handle Serving Tray

Learn the fundamentals of marking and measuring accurately, and how to create beautiful joinery by hand and machine. You will be introduced to the material characteristics of wood, as well as best practices when working with it. Skills learned are transferable to a variety of furniture styles and hands-on projects.

Youth/Teen Drawing, Painting & Alternative Mark Making

COURSE CODE ARTS2359 SECTION 41
INSTRUCTOR Rebecca Reynolds
DATES August 1 – 5, 2022
FEE \$301.20 (+ \$40 material fee payable to the instructor)

This course is open to youth and teens from 10 to 16 years of age.

In a playful space, you're encouraged to try unexpected drawing and painting techniques, use unconventional materials, and challenge yourself in how you think about and approach mark-making. Learn about the work of various contemporary artists who have pushed the boundaries of art. Add new tricks to your artist toolbox while creating in a supportive and fun learning environment.



The range of classes that go on each week make it possible for friends or couples who have different interests to attend at the same time. So much fun to share your different experiences at the end of the day.

LORI ANNE CRITTENDEN

SATURDAY, AUGUST 6, 2022

NEW! Glass Flamework – Pipe Workshop

COURSE CODE ARTS2529 SECTION 41
INSTRUCTOR Brad Sherwood
DATES August 6, 2022
FEE \$128.07 (+ \$100 material fee payable to the instructor)

Learn to use flameworking torches and tools safely in this introduction to flameworking basics. Solid dabbing tools and mib and marble attachments will be demonstrated, and instruction will include blowing and shaping a hollow spoon pipe, with colour application. No previous experience is necessary.



AUGUST 8 TO 12, 2022

Abstracting the Landscape in Acrylics

COURSE CODE ARTS1668 SECTION 41
 INSTRUCTOR Debra Krakow
 DATES August 8 – 12, 2022
 FEE \$411.75 (+ \$50 material fee payable to the instructor)

Learn to simplify a scene to create an abstract landscape on canvas. The emphasis will be on a free and expressive approach, taking inspiration from the abstract landscapes of contemporary artists. You may work from photos, sketches, or your imagination. Learn to work in layers, using colour and a variety of acrylic mediums to create vibrant, textured under-paintings. These will be overlaid with layers of opaque colour and transparent glazes to bring your abstract landscapes to life. Instruction, suitable for beginners or experienced painters, will include daily demonstrations and lots of individual attention.

NEW! Art-Making through the Senses

COURSE CODE ARTS2513 SECTION 41
 INSTRUCTOR Rebecca Reynolds
 DATES August 8 – 12, 2022
 FEE \$411.75 (+ \$40 material fee payable to the instructor)

In the creation of visual work, the majority of attention is on what is seen. In this playful course, equal attention is paid to ALL of the senses, exploring how they can visually inspire, open up new ways of creating, and enable a more holistic experience of the world around us. Be inspired by artists who have synesthesia (when one sense simultaneously sets off another – such as when someone “sees” sound or “hears” colour), and others who create art that straddles multiple senses. Lastly, develop a body of work in which a sound, taste or touch will be “translated” into a series of paintings. Instruction is suitable for beginner and experienced painters.



Composition – Impact & Effect

COURSE CODE ARTS55 SECTION 41
 INSTRUCTOR Kevin Ghiglione
 DATES August 8 – 12, 2022
 FEE \$411.75 (+ \$85 material fee payable to the instructor)

Understanding the principles of composition enables control of your painting and its impact on the viewer. Instruction and demonstrations, done in acrylics on 12" X 12" birch ply panels, will explore how colour, value and design affect every composition. The aim is to understand composition principles and be able to self critique and problem solve any artwork, not to create finished paintings. Ongoing group and individual critiques are integral to the course and process. You are welcome to bring a sample selection of three pieces of your own artwork for a class critique. Artists working in any medium, from beginner to advanced, will benefit in making their artwork strong and successful through the understanding and manipulation of the principles of composition.

Creative Writing

COURSE CODE ARTS61 SECTION 41
 INSTRUCTOR Catherine Graham
 DATES August 8 – 12, 2022
 FEE \$411.75 (+ \$3 material fee payable to the instructor)

This course will help you gain access to and develop your inner voice, helping you listen and respond to your writing. Learn how to tap into your creativity and strengthen your writing skills in a supportive workshop environment. Topics include getting started, character, dialogue, poetry, description, point of view, and good beginnings. Step by step, you will experience the various components of the writing process; generating ideas/subject matter, first draft, the writing workshop, the art of revision and the final draft. This course can be taken repeatedly by new writers of fiction, creative non-fiction, poetry and memoir, as well as experienced writers who want to refresh and expand their skills.





NEW! Guitar Masterclass

COURSE CODE ARTS2607 SECTION 41
INSTRUCTOR Jason Fowler
DATES August 8 – 12, 2022
FEE \$411.75 (+ \$10 material fee payable to the instructor)

Suitable for all skill levels and styles of playing, this hands-on course is an opportunity to learn from an expert with more than 30 years of playing experience. Instruction will include: tuning by ear vs electronic tuners, an introduction to one and two-string altered tunings, proper practising, nail care for fingerstyle guitarists, pick choice and shaping, partial capo'ing. Discussion will explore 25 desert island albums, a survey of the great guitarists of the 20th Century, and any other subject that arises, providing additional knowledge and development. Experienced participants are encouraged to prepare a piece to play for feedback and discussion. A booklet is provided for class discussion and reference, including a number of guitar pieces.

NEW! Parka Making

COURSE CODE ARTS2603 SECTION 41
INSTRUCTOR Janet Stark
DATES August 8 – 12, 2022
FEE \$411.75 (+ \$25 material fee payable to the instructor)

This course is not suitable for beginners. Some sewing experience is required.

Create a custom 100% wool coat out of a vintage wool blanket, or new wool melton or wool duffle fabric. This hooded, Arctic-style unisex coat, with custom designed appliques, embroidery embellishments, and fur trimmed (real or faux) hood will last for many years. While some sewing experience is required, sewing this coat is easier than you might think. The wool is forgiving and steam-presses well, and the pattern (provided) has straight simple lines. Time permitting, a pair of mittens or slippers may also be made.

NEW! Drawing & Painting Figures in the Landscape

COURSE CODE ARTS2586 SECTION 41
INSTRUCTOR Martha Johnson
DATES August 8 – 12, 2022
FEE \$411.75

This course is not suitable for beginners.

Explore the integration of various figures and fauna into drawings and paintings while working in the lakeside woodland setting of the Haliburton Sculpture Forest, local wooded areas, and at lakes and shorelines. Sketching outdoors presents an important opportunity to create quick gestures of visitors connecting with the landscape. Lessons include both animal and human-scale in natural and urban environments as you learn to create movement and passage through a variety of settings. Combine your own photographs and sketches as you create standalone pieces and develop powerful composition by working in series. In addition to outdoor work (weather permitting), studio time will provide historical references, demonstrations, and positive critiques. Instruction addresses drawing and painting mediums, as well as hybrid ventures, and best suits students with some drawing and painting experience.

NEW! Glass Flamework – Sculpture

COURSE CODE ARTS2584 SECTION 41
INSTRUCTOR Mathieu Grodet
DATES August 8 – 12, 2022
FEE \$411.75 (+ \$30 to \$60 material fee depending on projects chosen, payable to the instructor)

Beginning with fundamentals, gain an understanding of materials and process in flameworking and sculpting soft glass. As skills improve, progress through more complex shapes, building skills with cumulative techniques to create small animal sculptures.





Stephanie's ability to inspire creative responses within the individual takes her teaching well beyond technique and into the very heart of the art process.

NEW! Printmaking – Watercolour Monoprints and Photographic Chine Collé Transfers

COURSE CODE ARTS2552 SECTION 41
 INSTRUCTOR Stephanie Rayner
 DATES August 8 – 12, 2022
 FEE \$411.75 (+ \$65 material fee payable to the instructor)

This course is not suitable for beginners. Instruction is suited to students who have previously taken at least one of Stephanie Rayner's watercolour printmaking courses.

This unusual combination of beautiful mediums and papers can provide an enchanting journey into creativity. Images of your choice will be reproduced on Japanese papers and then, working with the saturated watercolour pigments processes, integrated into one work of art. You will have many options to pull both delicately colourful and/or powerfully graphic prints. Images for transfer could be your art or parts of, your photographs or parts of, maps, old letters, or collages of found images you create. Possibilities are wide open, inviting and exciting.

NEW! Puppet Design & Construction

COURSE CODE ARTS2515 SECTION 41
 INSTRUCTOR Clelia Scala
 DATES August 8 – 12, 2022
 FEE \$411.75 (+ \$35 material fee payable to the instructor)

Discover the elements of puppet design and building, story creation, and performance in this exploration of puppetry. Learn a variety of puppet-making techniques including sculpting, mould-making, casting, painting, joint-building, and costuming. Efforts will culminate in a short puppet performance, developed by participants.

Quilting – Improvisational Abstract with Mixed Media

COURSE CODE ARTS2302 SECTION 41
 INSTRUCTOR Albert Cote
 DATES August 8 – 12, 2022
 FEE \$411.75 (+ \$40 material fee payable to the instructor)

This is an extremely creatively freeing course. Discover how shapes, angles, bold colours, straight lines, poems, movies, and even folklore will aid you in creating abstract quilts that stretch the imagination and tell a new story. Document your ideas in a journal for the creation of future quilts. The intent is that, upon completion of the course, you will have at least three finished quilts and enough tools to create many future improvisational abstract pieces. Fabric, paint, thread, crayons, folding techniques, thread techniques, and anything you can sew down with a needle or sewing machine will be explored. Learn to work as a group as well as on your own to brainstorm themes as a starting point to a new way of seeing things. Create abstract quilts that will invite conversation and wonder. You will be required to bring a familiar and reliable sewing machine in good working order.

Portrait Painting

COURSE CODE ARTS579 SECTION 41
 INSTRUCTOR Stephanie Schirm
 DATES August 8 – 12, 2022
 FEE \$411.75

This course is not suitable for beginners. Painting experience is required to participate.

This exciting course will develop your ability to capture the likeness of any model in any opaque paint medium you are comfortable working in (gouache, acrylic, water-soluble oils, and traditional oils without solvents). Starting with an understanding of composition, value studies, and monochromatic paintings, you will advance to expressive paintings of the model in a full palette. Works by a variety of artists will be discussed.

Pottery – Raku Basics

COURSE CODE ARTS437 SECTION 41
 INSTRUCTOR Michael Sheba
 DATES August 8 – 13, 2022 (6 days)
 FEE \$494.53 includes studio materials

Intermediate level pottery making skills are required to participate in this course.

Explore glazing and decorating techniques using simple, attractive Raku glazes that create the three basic characteristics of Raku – Crackle, Lustres, and Carbonization. Safe firing and post-firing reduction techniques will also be covered. Suitable for those with limited or no Raku experience, this informative introduction to the dramatic Raku process provides a stepping stone for further study in more advanced Raku courses. Small class size ensures individual attention. You are required to bring 8 bisque-fired pieces in Raku clay.

Silversmithing/Metalsmithing/Jewellery Open Studio

COURSE CODE ARTS1995 SECTION 41
INSTRUCTOR Todd Jeffrey Ellis
DATES August 8 – 12, 2022
FEE \$411.75

This course is suitable for all skill and experience levels. You must consult with the instructor prior to class in order to arrive with the appropriate material for your unique project. Contact information is available on the material list.

A supportive, open studio concept will enable you to experience the wide variety of projects that metalworking techniques can be used for. From raising a vessel of sterling silver or copper, forming bangles and sculptural jewellery, to embellishing mild steel components of bicycles and motorcycles, the possibilities are boundless. Beginners are welcome and experienced students will be accommodated with appropriate challenge and guidance. Working one-on-one with the instructor, you will be guided to bring the metal forming project you choose to an exciting functional conclusion.

SoulCollage® – Using Collage for Self-Discovery

COURSE CODE ARTS2128 SECTION 41
INSTRUCTOR Elise Laviolette
DATES August 8 – 12, 2022
FEE \$411.75 (+ \$25 material fee payable to the instructor)

Using collage, discover a playful and profound approach to self-discovery, self-expression, and self-compassion. Originated by Seena Frost, SoulCollage® is a process of collaging images to create a deck of cards with deep personal meaning. Use collage to create cards that honour the different parts of your personality that make you uniquely you. Images are collaged onto 5" x 8" cards to represent your inner playful self, the artist in you, the worried part of you, the wise old bird, or the young at heart part of you. Other expressive art forms such as poetry, journalling, movement, and storytelling will deepen your connection with your cards, yourself and your inner wisdom. Suitable and of interest to professionals seeking another skill set, as well as people seeking time and space to reflect, create, and "come home to self", this course requires no artistic experience or skill.

Watercolour on Canvas

COURSE CODE ARTS1734 SECTION 41
INSTRUCTOR Margot Snow
DATES August 8 – 12, 2022
FEE \$411.75 (+ \$40 material fee payable to the instructor)

This course is not suitable for absolute beginners. Basic knowledge of watercolour painting is required.

Explore techniques that are best suited for this surface and discover work-enhancing mediums. Investigate drawing, composition, colour, and watercolour techniques such as negative space and glazing. Instruction will guide from surface preparation through to sealing and varnishing finished work. If you are a tight painter, this technique will loosen you up as you work in a positive environment. Working on various canvas sizes, from small to large, as well as unusual sizes, will be encouraged. The use of collage will be explored to enhance texture and dimension. Beyond the creative possibilities, this technique removes the need for heavy frames, matting and glass.

Watercolour Techniques on Fabric

COURSE CODE ARTS1730 SECTION 41
INSTRUCTOR Margot Miller
DATES August 8 – 12, 2022
FEE \$411.75 (+ \$15 material fee payable to the instructor)

Create beautiful, colourful fabrics using watercolour painting techniques with textile dyes. Paint patterns and create textures on yardage, scarves, quilt squares, table cloths, sarongs, clothing, wall hangings, or other options. Learn various brush techniques and washes, as well as printing with leaf/botanicals. The focus will be on the simplicity and beauty of Japanese brush strokes. The environmentally friendly, washable dyes and acrylics used are ideal for strong brilliant colour or can be diluted for soft and subtle transparent shades and hues. This range makes them suitable for both fashion, interiors and mixed media. Instruction is suitable for beginners, while experienced artists of any medium will have the opportunity to combine existing skills with a new range of expressive techniques.

NEW! Wood Carving – Father Christmas

COURSE CODE ARTS2495 SECTION 41
INSTRUCTOR Ken Hussey
DATES August 8 – 12, 2022
FEE \$411.75 (+ \$20 material fee payable to the instructor)

Using hand or power tools, learn to shape and carve a traditional old world Santa or Santa bust. The progress to painting and overall instruction is suited to the beginner but will also accommodate experienced carvers.





NEW! Youth/Teen – The Natural Way to Draw & Paint

COURSE CODE ARTS2592 SECTION 41
 INSTRUCTOR Janine Marson
 DATES August 8 – 12, 2022
 FEE \$301.20 (+ \$34 material fee payable to the instructor)

This course is suitable for youth and teens from 10 to 16 years of age.

Discover drawing and painting through this sensory and nature-based course. Explore many ways of drawing using touch and experiencing the living force that abounds in nature. Develop a sensory awareness of the natural world through fun exercises that help discover the magic of really seeing. Learn how to draw from within as you respond to nature, exploring gesture, movement, weight, and your perception of space. Move into colour by exploring watercolour pencils and transition into painting with watercolours.



A life filled with art is never empty.

JANINE MARSON

SATURDAY & SUNDAY, AUGUST 13 & 14, 2022

Timber Framing – Introduction to Design Workshop

COURSE CODE ARTS383 SECTION 41
 INSTRUCTOR Glenn Diezel
 DATES August 13 & 14, 2022
 Saturday: 9:00am to 4:30pm
 Sunday: 9:00 to 1:00pm **← NOTE**
 FEE \$142.48

This workshop is a required prerequisite to the Timber Framing weeklong course (page 55) and involves site visits, requiring attendance on Sunday. The group will meet at the college at 9 am on Sunday morning and will travel to various Timber Frame structures until approximately 1 pm.

This workshop will introduce you to the design, construction and finishing of a timber frame home. Topics to be discussed include timber frame design and terminology, timber selection, sizing and engineering, site considerations and floor plan layout, enclosing the frame, electrical, plumbing and finishing details. This will provide a good overview for anyone interested in building or buying a timber frame home.

AUGUST 15 TO 19, 2022

Batik Resists on Asian & Watercolour Papers

COURSE CODE ARTS1147 SECTION 41
INSTRUCTOR Suzi Dwor
DATES August 15 – 19, 2022
FEE \$411.75 (+ \$65 material fee payable to the instructor)

Apply golden hot beeswax to beautiful Asian and watercolour papers using cord-covered wooden block stamps, a variety of brushes – from wide to skinny, traditional Indonesian hot wax drawing tools, and Indonesian wooden carved patterned stamps. Paint and layer colours on the paper, using acrylic paint washes and transparent watercolours, while the wax resists your washes. The wax will then be ironed between newsprint layers and lifted out. Remarkable designs and unexpected results will remain and can be cut, torn or left as is to create abstract landscape collages, book covers, paper quilts, and other creative explorations. Learn about design, composition, colour mixing, and a host of collage techniques. Experiment, work from intuition, and delight in the beauty of risk-taking as you explore your personal style and achieve surprising effects. Instruction is suitable for beginners and experienced artists in this supportive opportunity for exploration of a variety of materials.

Glass Fusing, Slumping & Surface Decoration

COURSE CODE ARTS1496 SECTION 41
INSTRUCTOR Kirei Samuel
DATES August 15 – 19, 2022
FEE \$411.75 (+ \$140 material fee payable to the instructor)

Explore, experiment and discover the exciting possibilities of kiln-fired glass. Design, colour, kiln theory, fusing, slumping, and surface design techniques will be explored through a variety of projects including a panel, platter, tile and jewellery. Further enhance your work using pattern bars and etching for truly unique results. Previous experience is not necessary to enjoy this course.



NEW! Landscape Painting – Contemporary Impressionism

COURSE CODE ARTS2544 SECTION 41
INSTRUCTOR Luke Despatie
DATES August 15 – 19, 2022
FEE \$411.75

Instruction will cover the fundamentals of landscape painting as well as more advanced techniques required to create contemporary expressive works. The basics of materials, techniques, and approaches, while working in the studio and en plein air will be discussed. Capture fleeting light, atmosphere, and movement of everyday scenes that might otherwise be taken for granted.

NEW! Pottery – Experimental Raku & Related Firing Techniques

COURSE CODE ARTS2600 SECTION 41
INSTRUCTOR Michael Sheba
DATES August 15 – 20, 2022 (6 days)
FEE \$494.53 includes studio materials

Previous advanced level Raku experience or permission of the instructor is required.

This advanced level experimental exploration of Raku is designed to build on previously learned Raku firing skills. Explore the interactions that occur when combining Raku with other related firing techniques such as smoke firing, Saggar firing, and Obvara, using diverse decorating techniques. Experimental in nature, this course provides an opportunity to discover new forms and paths of creative expression that push and extend the boundaries of conventional Raku. Please bring 8 bisque-fired pieces in Raku clay. These pieces should be work that you are willing to experiment with freely, with an open mind to expand your existing knowledge and understanding of Raku. Small class size ensures individual attention.

NEW! Quilting Basics – Introduction to Fibre Art (Youth to Adult)

COURSE CODE ARTS2492 SECTION 41
INSTRUCTOR Jan Anderson
DATES August 15 – 19, 2022
FEE \$411.75

This course is open to youth from 12 years of age, as well as adults.

Explore various methods used to create fibre art pieces such as quilts, wall hangings, rugs, placemats, and pillows. Learn a variety of techniques including rotary cutting, piecing, precise sewing, the use of a design wall, manipulating value and colour, machine quilting, free motion, and finishing techniques. Creative freedom, as well as assistance in designing projects, will be available. You will be required to bring a familiar sewing machine, in good working order. Instruction is suitable for all skill levels, and beginners are most welcome.

Community Arts Events

Check out Haliburton-area arts events on pages 72 and 80.

NEW! Rag Rugs as an Art Form

COURSE CODE ARTS2583 SECTION 41
INSTRUCTOR Judith Dingle
DATES August 15 – 19, 2022
FEE \$411.75

Explore colour, style, form, and function while creating a delightful mini rag rug. Two different construction techniques for creating a braided or shag rag rug for the wall or the floor will be covered. Traditional or contemporary, structured or free form, incorporating quilter's cottons, silks, lamés or designer fabrics, the rag rug offers versatility and a rich mix of colour and luxurious texture. It provides a great opportunity to revisit a quilt fabric stash and/or recycle material such as sheeting, denim, jersey, and more. Following a brief introduction including samples, demonstrations, experiments, and a review on effectively using colour, you will choose the technique and palette, design a layout, and begin constructing a small rag rug. Instruction accommodates all skill levels and particularly suits quilters and textile lovers. You are required to bring a familiar sewing machine in good working order.

Timber Framing

COURSE CODE ARTS298 SECTION 41
INSTRUCTOR Glenn Diezel
DATES August 15 – 20, 2022 (6 days)
FEE \$468.09

Students must attend the Timber Framing – Introduction to Design Workshop (page 53) prior to taking this course.

Learn the age-old craft of building with heavy timber using mortise and tenon wood joinery and oak pegs. This course will provide a comprehensive introduction to timber frame design. Instruction on wood selection, tool use and methods for enclosing the frame will be provided. Reference to books, slides, videos and optional participation in after-school tours will provide you with exposure to different timber frame structures and techniques. This is a hands-on course where you will lay out and cut the joinery for a complete frame, assemble it and end the week with a good old-fashioned 'barn raising'.



NEW! Watercolour on Birch Panel

COURSE CODE ARTS2601 SECTION 41
INSTRUCTOR Margot Snow
DATES August 15 – 19, 2022
FEE \$411.75 (+ \$40 material fee payable to the instructor)

This course is not suitable for absolute beginners. Basic knowledge of watercolour painting is required.

Explore techniques and mediums that are best suited for use on birch panel. Instruction will guide you from surface preparation through to sealing and varnishing finished work. Paint, apply relief and texture using mediums, explore collage techniques and add other items to enhance texture and dimension in your creations. A positive and encouraging environment will encourage creativity and develop skills. Beyond the creative possibilities, working on birch panel removes the need for heavy frames, matting and glass.



Come write and be nourished one line at a time. It could be a lifeline.

SUSIE WHELEHAN

Writers' Oasis

COURSE CODE ARTS2612 SECTION 41
INSTRUCTOR Susie Whelehan
DATES August 15 – 19, 2022
FEE \$411.75

This course is an invitation to the writer in you, known or yet to be discovered. Claim your voice and hone your skills in a safe, creative environment. Explore what matters to you while writing poetry, prose, memoir, whatever genre you choose. All levels of experience are welcome. Using a variety of prompts, write spontaneously and see where the mind goes. Listen deeply, recognize what works in others' writing, and give and receive supportive feedback. Everything will be treated as fiction and held in confidence, providing the opportunity to dive deeper. Mornings will be spent generating several pieces of fresh writing. Work will be taken further in the afternoons, with polished pieces being read to the group again at the end of the day.

NEW! Youth/Teen – Weird & Wonderful Digital Short Animations

COURSE CODE ARTS2593 SECTION 41
INSTRUCTOR Noelia Marziali
DATES August 15 – 19, 2022
FEE \$301.20 (+ \$15 material fee payable to the instructor)

This course is open to youth and teens 10 to 16 years of age.

Tell a digital story using found material, clay, paper, yourself, and your phone. Discover how to create simple yet effective stop motion, green screen, and time-lapse shorts, using your own android or Apple device and a few simple apps like iMovie, Adobe Rush, Kinemaster, and Greenscreen by Do Ink to embellish your creations. Explore basic video editing and add sound to take things to the next level. Create concepts and roughs, develop new animation techniques and then bring it all together to create a short film to share with the class, friends and family. Bring your personal devices or request one if needed.



AUGUST 22 TO 26, 2022

Youth/Teen Pottery

COURSE CODE ARTS1613 SECTION 41
 INSTRUCTOR Stephanie Park
 DATES August 22 – 26, 2022
 FEE \$340.50 includes 1.5 bags of clay
 (+ \$10 material fee payable to the instructor)

This course is open to youth and teens 10 to 18 years of age.

Learn to throw on a potter's wheel and have fun with exciting handbuilding techniques. Use these techniques to create mugs, bowls and a wide variety of objects. There will be demonstrations with the wheel, attaching spouts and handles and a full exploration of decorative techniques. Exercise your imagination and practice your new skills to create meaningful objects and master the potter's wheel.

AUGUST 20 TO 27, 2022

The Ontario Spinning Certificate Program is a six-level program developed by the Education Committee of the Ontario Handweavers & Spinners (OHS). With sufficient registration, each of the six levels will be offered in succession.

This program is not suitable for beginner spinners. Comfort with a spinning wheel and the ability to spin a basic yarn is required.

Completion of each level of study involves 8 days of instruction, followed by independent homework assignments that are completed, mailed to instructors, and evaluated throughout the year.

The OHS program courses are non-credit with Fleming College and are not eligible as elective credits toward Fleming College's Visual and Creative Arts Diploma or Art Certificates.

OHS Spinning Certificate Program – Level I

COURSE CODE ARTS1012 SECTION 41
 INSTRUCTORS Wendy E. Bateman, Harriet Boon, Lois Freedman,
 Louise Jackson, Julia Lee, Beth Showalter &
 Rebecca Lamperd
 DATES August 20 – 27, 2022
 FEE \$494.20 (+ \$90 material fee payable to the class
 treasurer on the first day.)

Level I course of study will include fleece preparation, twist and diameter, woollen spinning, wheel maintenance, colour blending, acid dye theory, and workshop time. A detailed outline for each level of the program is available on the Ontario Handweavers & Spinners website at www.ohs.on.ca.

OHS Spinning Certificate Program – Level IV

COURSE CODE ARTS586 SECTION 41
 INSTRUCTORS Beth Abbott, Wendy E. Bateman, Harriet Boon,
 Louise Jackson, Julia Lee, & Beth Showalter
 DATES August 20 – 27, 2022
 FEE \$525.09 (+ approx. \$110 material fee payable to the class
 treasurer on the first day.)

Prerequisites: Participants are required to have successfully completed ARTS475 – OHS Spinning Certificate – Level III.

Course of study in Level IV: oral presentation of 50-hour projects assigned in Level III; indigo dyeing including over-dyeing; silk spinning, reeling, blending, etc.; spinning exotic fibres including cashmere, qiviut, the camelid family, dog hair, and angora rabbit, and blends of these fibres.



HSAD creates a truly inspiring and collaborative learning environment, which drives and broadens my creativity.

STEPHANIE PARK

HALIBURTON FALL 2022

SEPTEMBER 19 TO 23, 2022

Dry Stone Structures

COURSE CODE ARTS2056 SECTION 41
INSTRUCTOR John Shaw-Rimmington
DATES September 19 – 23, 2022
FEE \$411.75

Learn to design and build dry-laid structures that are both functional and beautiful. Instruction will address the proper use of various masonry tools, the basics of structural masonry without mortar, and reference design features with SketchUp. The group will collaborate to build a dry stone feature collectively. There will be a strong emphasis on using local stone and designing projects according to the material at hand. No human-made materials such as manufactured stone or gabion cages will be utilized. Discussions and references will also include dry stone walling and various other manifestations of dry-laid work including ovens, fireplaces, fire pits, gates, cairns, benches, bridges and arches.



You have always had a good turnover of courses so for those that return year after year there is always something new. I have been coming for over 10 years and done numerous courses and enjoyed them all.

LYNDA MARIAHI



FALL 2022

ONLINE FALL 2022

OCTOBER 11 – DECEMBER 6, 2022

Mindfulness, Creativity & Spirituality within Expressive Arts[®]

COURSE CODE ARTS2196 SECTION 41
INSTRUCTOR Marybeth Leis Druery
DATES Tue, Oct 11, 2:00pm – 9:15pm
Sat, Nov 26, 9:00am – 4:15pm
Tuesdays, Oct 18 to Dec 6, 6:30pm – 9:00pm
FEE \$335.84

To register for this course, you must meet the admission requirements for the Expressive Arts Graduate Certificate Program. For more details, visit www.hsad.ca.

This course is an elective credit toward Fleming College's Expressive Arts Certificate. It is not an elective credit toward Fleming College's Visual and Creative Arts Diploma (VCAD).

It is strongly recommended that students have taken Introduction to Expressive Arts and Expressive Arts – Exploring Relationships.

Essential to wellbeing, the interconnectivity of mindfulness, spirituality and creativity will be explored through expressive arts experiences in this reflective, contemplative and creative course. Through meditation, guided visualization, art making, movement, sound and writing, you will work both indoors and out in the natural world to connect to self, community, spirit and nature to deepen a personal practice of the contemplative and creative, centred self. Some time will be spent in silent reflection while walking, writing or making art. This course will appeal to those who are searching for a deepened connection to a self-care practice and to those who are working with caregivers or populations who could benefit from the principles and practices.



Mary Intven Wallace, painting instructor

YOUR INSTRUCTORS

Beth Abbott has studied a wide variety of fibre arts for over 50 years, taking dozens of courses and workshops and developing her own work. She is a graduate of the Fibre Arts Certificate program at St. Lawrence College and earned a Master Spinner Certificate from Georgian College in 1990. She has delivered workshops in Canada and the US and has won many awards for her work. Beth is the author of *Icelandic Fleece - A Fibre for All Reasons* (2001). A teacher of high school and adults for 33 years, she retired to a second career of teaching and writing about fibre arts. She brings a long love of fibre arts, fabrics and fibres to her courses.

Duncan Aird is a practicing studio potter, dedicated to creating functional everyday pottery. He explores surface through the use of slip, underglaze and texture in both oxidation and soda firings. His work has been exhibited in both group and solo exhibitions, nationally and internationally, where it has been among the award winners. Duncan has been teaching ceramics for more than two decades at the Dundas Valley School of Art as well as Mohawk College, where he is currently also the Ceramics Technician. www.airdpottery.com

Laurie Allan-Ungeitis found her passion for fibre and textiles after visiting a friend's sheep farm in New York, where she discovered the joys of spinning and weaving. She enjoys multi-harness weaving in a wide variety of structures with an economic interest in finding locally sourced/produced and recycled materials for her current projects. Laurie is recognized for her motivating and enthusiastic teaching style. While nurturing creative opportunities, she emphasizes the importance of a strong technical foundation.

Jan Anderson became a committed fabric artist-quilter after taking her first course at the Haliburton School of Art + Design. After experimenting and creating with glass, wood, stone, paper and wire, she is addicted to the texture, diversity and colour of textiles. Jan manipulates wax, wool rovings, rust, paint, dye, pigment, canvas, cotton, origami, embellishments, and more to produce unique wall hangings. She has over seventeen years of teaching experience at colleges and universities in Ontario and is recognized for her passion, creativity and innovation, touched by humour and motivation. www.bytheriverstudio.ca

John Anderson is an enthusiastic studio and plein air painter, working in oils and acrylics. His excitement about the language and process of painting, accompanied with an element of creative joy is infectious. As a full-time artist and instructor, John is committed to assisting, mentoring and instructing here in Canada, in Provence, and in Tuscany. As a young boy, his first major influences were the paintings of Andrew Wyeth and later meeting A Y Jackson, he was inspired to absorb the landscape tradition of Tom Thomson and members of The Group of Seven. Many more artists have become the influence from which he has drawn the building blocks of his craft. The focus of much of John's work is the light story, as he describes it. His approach is a study in how the character of light movement creates the elements of composition in a pathway of light as it touches surfaces, creating shapes in value and colour from which to build an engaging surface in paint. John is represented by The Ethel Curry Gallery in Haliburton, Double Doors Gallery in Barrie, The Art Bank Collective in Clarksburg, as well as many guest appearances in other galleries. www.johndavidanderson.ca Instagram: @jdapainter

Wendy E. Bateman teaches weaving, spinning, braiding, creativity, textile science, and colour and design for textiles. She is a graduate "with distinction" from the Ontario Handweavers and Spinners Spinning Certificate program, a Master Spinner, a graduate of Sir Sandford Fleming College's Visual and Creative Arts Diploma Program and has been the owner of Fibres WEB studio for over 50 years. She has received numerous design, originality and judges' choice awards for her work and enjoys teaching her craft and sharing her environmental ideas. A recipient of the Enviro Hero for the Arts Award and an OHS Merit Award, she is recognized for being environmentally attentive through her art practice.

Annette Blady Van Mil is a graduate of OCAD U. For many years, she has worked as an architectural and interior designer on projects all over North America, but painting has always been her first love. Annette has spent several years developing her unique approach to painting using mixed media, found objects, stained glass and encaustic. It is this diverse and open-minded approach to media and materials that inspires her mosaics and artwork. The popularity of the style she has developed has allowed her to pursue art on a full-time basis. www.annetteblady.com

Harriet Boon is a spinner, dyer, weaver, and retired shepherd. She earned her Master Spinner certification in 1976 and continues as an instructor in Spinning Certificate programs. Her involvement with fibres and natural dyes spans five decades, during which time her education was enriched through travels in Europe and Asia. Harriet teaches workshops in Canada and the US.

Aimie Botelho is a Kitchener-based artist blacksmith. She graduated with an Honors Bachelor of Fine Arts with a specialization in sculpture, as well as a Bachelor of Education from York University. She pursued a traditional apprenticeship with master blacksmith Sandra Dunn of Two Smiths, where she continues to work. In 2018 she was the Richmond Hill Artist in Residence. In 2016 she worked in Vienna, Austria with master blacksmith Benjamin Stejskal, the same year she participated in the forging of a war memorial in Belgium with smiths from around the world. For several years, she was the Editor for the Ontario Artist Blacksmith Association. This group awarded her their annual scholarship; a travel grant used to view European ironwork to inform her practice. In 2012, she was the recipient of the Ram Iron and Metal sculpture award. She began forging 10 years ago and enjoys creating whimsical pieces with a focus on hammer control for cleanly forged surfaces.

Toni Caldarone has been a 'maker' throughout her life, inspired by natural found and recycled objects. Having had a career in the corporate world, she stayed in touch with art through classes at Toronto School of Art, AGO, HSAD and Learn4Life. Downsizing brought Toni back to the creative world where she describes herself as a self-taught, mixed-media expressive artist. Her life's journey, her enthusiasm and her artistic vision have provided the opportunity to translate her skills into hands-on experiences with her students for nearly twenty years. Toni has shown work through exhibitions as well as private and event sales. She loves to encourage creativity through positive experiences in a supportive atmosphere.

Pam Carnochan is an artist, a farmer, and an outdoor enthusiast. This combination makes her art refreshing and her methods appealing. She shears the wool from her sheep, washes and dyes it, and then felts it into landscape paintings. The process she has titled Watercolour with Wool, and the method is felting using both wet and dry (needle) felting techniques to create the images. She has taught at the Algonquin Art Centre, the McMichael Art Gallery in Kleinburg, and in numerous schools, service clubs and art organizations over the past 13 years. Pam is currently a member of the Muskoka Autumn Studio Tour (Canada's original studio tour), The Artists of the Limberlost Tour, co-chair of the Huntsville Art Society, and founding member of the Landed Art show. www.MorganHouseWoolWorks.ca

Tony Clennell is a second-generation potter that has taught workshops in Canada, the US, Japan, China, Korea, Wales, Italy and Portugal. He has a Master of Fine Arts from Utah State University and is a member of the Royal Canadian Academy of Arts. Tony has written articles for an assortment of ceramic journals including *Fusion*, *Contact*, *Ceramics Monthly*, *Pottery Making Illustrated*, *Clay Times*, and *Studio Potter*. He has exhibited in museums and collections in North America, Europe, and Asia. He is the author of *Stuck in the Mud* and celebrated blogger. smokieclennell.blogspot.com

NEW! Nicole Collins' extensive body of artwork encompasses the effects and subsequent affect of time, memory, accumulation, force and heat on visceral and ephemeral materials, especially through painting with encaustic – the application of molten, pigment-infused wax. This engagement with the mutable and receptive nature of wax has led to investigations beyond the canvas, including performative drawing, digital reproduction, installation, intervention, video, and sound. Nicole completed a BFA Hons. at Guelph University (1988), and a Master's of Visual Studies from the University of Toronto (2009). An award-winning studio-based teacher, she is Associate Professor of Material and Visual Culture in Drawing & Painting and Graduate Studies at OCADU. She teaches a wide array of materials and process-based courses, including historical, contemporary, and sustainable approaches to drawing and painting. www.nicolecollins.com

Albert Cote graduated from Brock University with BA degrees in Visual Arts and Education. His natural artistic abilities, imagination, visual arts background, and his experience in operating a quilt store for many years has served as a starting point for a very successful longarm and fibre arts career. He has many commissioned pieces in the Niagara area as well as throughout Canada and the US. His innovative classes and trunk shows are an attraction for many people in the quilting world. www.imaginationtextile.com

Holly Dean acquired her artistic knowledge and skills through an amalgam of life experience, workshops, exploration, study, practice and extensive research and is, for the most part, self-taught. Now Holly teaches art workshops and courses at her Merrickville studio, online and on the road. Her friendly and nurturing teaching style encourages students to get in touch with their intuition and share in her joy of exploration and play in art. Holly's own art comes to life in layers of colour, texture and words. She finds inspiration in classical and fantasy literature, abbey ruins, ancient trees, and nature in all her aspects. Her paintings are often abstract, with great depth and mystery. www.hollydean.com

DeAnn deGruijter is an award-winning actor, theatre teacher, Arts & Education Consultant and Expressive Arts Facilitator. She holds an MFA in Theatre and Teaching and is a graduate of the Expressive Arts program at Haliburton School of Art + Design. DeAnn has performed at both Stratford and Shaw festivals, as well as on stages large and small across Canada and abroad. She worked in political satire at CBC radio comedy for many years, voiced Paw Patrol's Mayor Goodway for seven seasons, and has taught for the Canadian Opera Company, York University, Young People's Theatre, and various school boards throughout southern Ontario. She brings EXA to the Social Planning Council of Peel and multiple groups and organizations both in person and online. DeAnn is an advocate of Prescribing Arts in Healthcare. Her classes are infused with knowledge, experience, emotional intelligence, and her signature sense of humour.

NEW! **Steven Der-Garabedian** has been woodworking since the early 1990s, beginning with self-taught skills and eventually completing his formal training at Rosewood Studio, studying under several masters. While at Rosewood, he discovered a passion for teaching and continues to do so through classes, webinars, and writing. He has taught in his studio, through retail workshops across the country, and at various colleges and clubs. Steve is the author of *Veneering Essentials* and a regular contributing writer for *Canadian Woodworking & Home Improvement* magazine. www.blackwalnutstudio.ca

NEW! **Luke Despatie** is an award-winning artist, graphic designer, and illustrator. His work is recognized internationally in publications such as *Applied Arts*, *Communication Arts*, *Low Tech Print* (UK). *Unexpected Packaging!* (Japan). Named one of ten designers to watch by *Design Edge* magazine, he now teaches at the Haliburton School of Art + Design. Luke's latest paintings explore local landscapes, noting the convergence of rural and urban, recently winning a Juror's Prize at the Latcham Gallery. www.instagram.com/luledespatieart

Glenn Diezel has been a busy timber framer since 1979 and runs a timber frame and woodworking company. A lifelong member of the Timber Framers Guild of North America, he has been involved with and has instructed at many of the guild's workshops and projects throughout Canada and the US.

NEW! **Rita Diilio**'s sewing education was procured at a young age, from her mother and grandmother. Love of fabric and fashion has always been a passion and, following fashion trends, she understands how clothing fits and drapes. The use of patterns and occasional improvisation led to custom designs and alterations for family, friends and clients. A student as well as instructor, Rita continues to develop skills and techniques by taking classes at the Haliburton School of Art + Design. There's always more to know!

Judith Dingle is a full-time textile artist. Since 1978 her work has been exhibited in solo and group shows in Canada, the US, Europe, New Zealand, Japan and Taiwan. She is well known for her architecturally scaled quilted wall hangings and textile constructions. Corporate clients include Seiko, Xerox, Rolex, Bristol Place Hotel, C-I-L, Extendicare, and a 15' x 8' silk donor quilt for the Yee Hong Wellness Foundation. Her work is also located in many public collections such as the Textile Museum of Canada in Toronto, the Claridge Bronfman Collection in Montreal, the National Museum of Civilization in Ottawa, and the 2019 International Quilt Study Center and Museum, Lincoln Nebraska, as well as in private homes throughout the world. She has won acclaim and awards for her work, including Canada Council and Ontario Arts Council awards and her flat and constructed quilts have been widely published in magazines and books such as *The Art Quilt* by Robert Shaw. Judith is a respected teacher and lecturer who has taught extensively for over 25 years and is known for providing a supportive atmosphere for development and exploration.

Marybeth Leis Druery is an Expressive Arts facilitator and artist who integrates the arts with meditation, reflection, and her work with the Hamilton charity, Student Open Circles. She leads groups and individuals in exploring self-expression through various creative mediums, facilitating growth in self-awareness, meaning-making, leadership, and engagement in social justice. Her vibrant artistic works are exhibited locally, in international publications, and in many private collections. Marybeth is a graduate of the Expressive Arts Ontario Graduate Certificate Program at Haliburton School of Art + Design, Fleming College, received her Bachelor of Education at the University of Western Ontario, and is a trained Spiritual Director through the Ontario Jubilee program. www.marybethleisdruery.ca

Suzi Dwor has a Master's in Art Education and has studied in the US, France and Mexico. An accomplished artist and teacher, she taught Fibre Design at Buffalo State University and is currently working in a program called "Learning Through the Arts" in the Niagara public schools. Her students describe her as creative, intuitive, knowledgeable, and energetic. Suzi makes paper of incredible colour and quality that is used for collage and three-dimensional works of art. She trained in paper-making and fibre design at Kent State, Ohio; Cleveland Institute of Art, Fleming College, and Buffalo State University. Suzi also runs workshops for Wellspring Cancer Centre and Niagara Mental Health, as well as private retreats. Her achievements are many and include juried exhibits and workshops at the Albright Knox Gallery, Buffalo; Canada Koffler Gallery, Toronto; Rodman Hall, St. Catharines, Jordan Art Gallery; 100 American Craftsmen, NY; as well as across the US and southern Ontario.

Todd Jeffrey Ellis received an arts diploma from Niagara College in 1970 and completed his degree at OCADU, attaining his Bachelor of Design. He has worked in various areas of the arts: teaching, directing, and set, prop, and furniture designing. His love of metalwork took hold when he discovered chasing, repoussé, and the moving of metal in 1995. Since that time he has studied at OCAD U, George Brown College, the Haliburton School of Art + Design and with such renowned masters as Lois Etherington Betteridge, Brian Clarke, Charles Lewton Brain, and Don Stuart. In 2000, Jeffrey was awarded 'Best Holloware Award' in the Metal Arts Guild's 'Under Glass' Exhibition. In 2003 he participated in a group exhibition at Metalurge in Toronto, which showcased his expertise in the decorative form. He has taught at Niagara College, York University, Toronto Teacher's College, and Haliburton School of Art + Design, and served on the executive of the Metal Arts Guild of Canada. In 2008 he was published in *500 Metal Vessels*. In 2010 he had an exhibition with Susan Watson Ellis at the Ontario Craft Council Gallery, and Jeffrey and Susan created the window display for the Guild Show during the 2010 Film Festival. www.silversmith.ca



The instructors are passionate about their art and it really comes through on their teaching methods. Also the studio space and supplies were outstanding.

ERICA LITTLE

Sandee Ewasiuk, a graduate of OCAD U, has participated in many group and solo exhibitions and her paintings can be found in corporate and private collections around the world. She currently divides her time between painting and teaching art at the Dundas Valley School of Art. Sandee paints with acrylics and often uses patterned papers for texture. She is influenced by her travels, nature and the people in her life. A little bit of magic is painted into each piece.

Margaret Ferraro's artwork includes pastel, oil, and acrylic painting and is rooted in traditional style while playing with some level of abstraction, particularly in her use of colour. Margaret holds Master Pastellist, EP Distinction, a level currently by only six pastel artists in Canada. Since 2008, she has led painting trips to Central and South America, France, Italy, Spain, Costa Rica, Peru and most recently, Portugal. She has exhibited widely in the Ottawa area, as well as with the Pastel Society of Eastern Canada (Montreal), Pastel Artist of Canada (various locations across Canada, Toronto, Vancouver), the Pastel Society of America (New York City), and more. Margaret is a seasoned instructor of not only pastel, but also underpainting for pastel, and creativity courses on how to find your voice and progress as an artist.

Ardath Finnbogason-Hill believes that we are all creative "Be-ings" and she loves to experience the discovery or rediscovery of hidden talents of those who participate in her workshops. As a creative processor, her experimentation with fibres, textures, colours and techniques has been evolving for many years. Ardath's knitted garments have been described as fanciful, elegantly beautiful. Her Icelandic heritage, relationships, readings, travels, women's circles, and spiritual journey have all influenced her artwork. Her creations have been displayed at numerous art shows, and her commissioned pieces are seen in several countries. One highlight was the creation of a wrap entitled Fire Ice and Mother Sea for the first woman President of Iceland. In her writing, painting and fibre art, there is a story or a message of empowerment or inspiration. Ardath's background as nurse educator/ counsellor and her many years of facilitating creative process workshops combine with her enthusiasm to create an environment conducive to self-discovery.

Susan Fisher earned her BFA in Visual Arts and an Art Education Diploma at Concordia University, majoring in Graphic Design and Sculpture. Her Master's in Cultural Anthropology through Trent University focused on Indigenous Art Expression. Susan taught in Northern Alberta as an elementary teacher in a Metis Colony and then as a French Immersion teacher in Peace River. Since the mid '80's she taught art in various media and is now completely devoted to teaching Encaustic techniques with beeswax with HSAD, privately, and in various commercial galleries. Susan has shown in many galleries in Quebec, Ontario, and Alberta and was chosen to exhibit at the prestigious annual group show in Sagami-hara Japan. Her work is currently shown at Meta4 Gallery.

NEW! **Jason Fowler**, a Toronto guitarist/singer/songwriter/producer, holds an Honours Degree from McGill University in Classical Guitar Performance and is a two-time winner at the prestigious Walnut Valley National Guitar Championships, in the fingerstyle and flatpicking categories. He has released six independent solo albums and has played on over 100 albums, various television and radio spots, and numerous film soundtracks. Among his performance and recording credits is working with innumerable Canadian and international artists including Loreena McKennit, Michelle Wright, Valdy, Pavlo, Nana Mouskouri, The Irish Tenors, Susan Aglukark, Bruce Cockburn, Murray McLauchlan, Amy Sky & Marc Jordan, Heather Rankin, Quartette, Anne Lindsay, Suzie Vinnick, Justin Rutledge, and Madison Violet. In 2019 Jason played in the bands for the Toronto productions of *The Lion King* and *The Girl From The North Country*. His composition, *Midwestern Lament*, was the inaugural winner of the Instrumental category in the OCF Songs From The Heart Awards. Jason has also received a Porcupine Award, the CEC McEachern Award, for Outstanding Musical Accompanist. www.jasonfowler.ca

Lois Freedman has been knitting, crocheting and sewing since childhood. In 2007 she became fascinated with spinning after taking courses at HSAD and went on to complete the OHS Handspinning Certificate Program, graduating with distinction in 2014. She was the Northern Representative on the OHS Board of Directors for several years. As a member of both the Deep River Weavers' Guild and the North Bay Gateway Guild, Lois has taught workshops on fibre preparation, dyeing and spinning. Her love of learning and inquisitive nature has also resulted in a respectable collection of various fibres, spinning wheels and looms.

Lorrie Gallant is a writer, illustrator, storyteller, visual artist, educator, and Expressive Arts Practitioner, born and raised on Six Nations of the Grand River Territory, Ontario. Her children's books, intergenerational projects, and art exhibitions are based on Indigenous community. Her arts-based teaching and workshops reveal this rich culture, history, and the trauma of colonization. She was the Education Program Coordinator for 11 years at Woodland Cultural Centre in Brantford, which sits on the grounds of the former Mohawk Institute, the first residential school in Canada. Lorrie is the recipient of the 2015 Ontario Arts Foundation Artist Educator Award and an alumnus of Fleming College's 2016 Expressive Arts Program. She sits on the Indigenous Advisory Circles for the Royal Ontario Museum, City of Toronto Museums and Historical Sites, Peel District School Board, and McMaster Art Gallery. She is a former member of the Board of Directors for the Ontario Expressive Arts Therapy Association, a part-time professor for Mohawk College's Liberal Expressive Arts Program, and an Assistant Professor for the Department of Family Medicine at McMaster University. Lorrie is a lead facilitator for the Community Builders and Youth Leadership Program that focuses on social justice issues and mediation skills for elementary school children and is an instructor for Facing History "Stolen Lives - The Indigenous Peoples of Canada and the Indian Residential Schools."

NEW! **Kelly Gauthier** is a Registered Art Therapist, PhotoTherapy Specialist, professional photographer and radio show host. She has been in practice for over 12 years, working with individuals and groups in support of overcoming concerns such as anxiety, depression, trauma, abuse, addictions, and self-identify. Kelly has a passion for photography and has successfully incorporated photographs and projected imagery into her practice and her work with clients. For the past five years Kelly has dedicated a great deal of her time and her practice to supporting children and youth working through intergenerational traumas in remote communities and on First Nation reserves.

NEW! **Kevin Ghiglione**'s abstract encaustic paintings are inspired by humankind's presence through time. An intimate discovery of the excavated surface asks the viewer to question what important information has been lost. His paintings' surfaces exhibit a patina of wear and repeated use, creating a passive feeling of a well-loved object. Kevin attended the Alberta College of Art and Ontario College of Art, where he studied printmaking, experimental media, photography, communication arts, and industrial design. He is represented by Muse Gallery in Toronto, Gibson Fine Art in Calgary, and Butter Gallery in Collingwood. www.ghiglione.ca

Karyn Gingras, when signing up for a night school class in tap dancing, was told that the course was full. But, they added, the millinery course had lots of space. The rest, as they say, is history. Karyn is the owner/designer of Lilliput Hats, three decades old traditional millinery. As all the Lilliput hats are crafted on site in the studio/atelier, the store has become a curious landmark in the city, where visitors can glimpse old-world techniques while their hat is made before their eyes. Lilliput hats are carried across the country at Holt Renfrew and other fine boutiques in Canada and the US. The hats are in the collections of Whoopi Goldberg, Celine Dion, and former Governor General of Canada, Adrienne Clarkson. Karyn's many theatre, television, and film credits include *Mama Mia*, *Music Man*, and *The Evelyn Dick Story*. Most recently, she created the hats worn by Gord Downie on the Tragically Hip's *Man Machine Poem* tour. She is the recipient of several awards, including the 1999 City of Toronto Accessories Designer of the Year, the One-of-a-Kind Show Best Traditional Craft, and the One-of-a-Kind Show Hall of Fame. She has taught at the International Academy of Design and Ryerson University of Design. www.lilliputhats.com

Eve Goldberg is a compelling songwriter and interpreter whose music spans folk, blues, country, swing, bluegrass, and more. Known for her watercolour voice and solid guitar style, she is a favourite at festivals and concert series across North America, and she has released three albums to widespread acclaim. Currently performing with the duo Gathering Sparks, Eve is also a much sought-after music teacher and leader of workshops on guitar, ukulele, singing, and songwriting. She emphasizes making music for the joy of it and believes that everyone can do so. In her teaching, she strives to create a fun, supportive environment for students to learn and grow. Eve was deeply honoured to receive the 2021 Estelle Klein Award, recognizing her contribution to folk music in Ontario. www.evegoldberg.com

Catherine Graham is an award-winning Toronto-based poet and novelist. Among her seven poetry collections, *Aether: An Out-of-Body Lyric* was a finalist for the Toronto Book Award, *The Celery Forest* was named a CBC Best Book of the Year, appears on CBC Books Ultimate Canadian Poetry List, and was a finalist for the Fred Cogswell Award for Excellence in Poetry. Her Red Hair Rises with the Wings of Insects was a finalist for the Raymond Souster Award and CAA Award for Poetry and her debut novel *Quarry* won an IPPY Gold Medal for Fiction, The Miramichi Book Award for Best Fiction and was a finalist for the Fred Kerner Book Award and Sarton Women's Book Award for Contemporary Fiction. She received an Excellence in Teaching Award from the University of Toronto SCS. A previous winner of TIFA's Poetry NOW competition, she leads their monthly book club and interviews for By the Lake Book Club. Her second novel, *The Most Cunning Heart*, appears Spring 2022. Visit: www.catherinegraham.com @catgrahampoet

Mathieu Grodet is a glassblower, flame worker and illustrator born in Orleans, France. Current Work brings the past of glass together with themes of the present, using traditional techniques with a modern twist. Ideas around contradiction, power, duality and the absurdity of life are explored as he marries and reconstructs form, function and design with a unique style to provoke discussion. Recent workshops, lectures and classes delivered have included cities in China, Japan, Turkey, France, Canada and the US. His work is in private collections across Europe and North America and can be seen at the Corning Museum of Glass, the Art Institute of Chicago, and various galleries in Canada.

Gunnel Hag studied textile design in Sweden and England. Her studio, Trees Textile Designers and Printers produces fabrics for film and theatre productions. She taught in the Textile Studio at Sheridan College for 12 years and has been a visiting lecturer at the National Institute of Design in Ahmadabad, India. Her fabrics have been represented at international design exhibitions and she has received many grants and awards for her work. Gunnel has published two books: *Creating Texture* and *Creating Texture: Soft Texture*. www.colourvie.com gunnelhag.blogspot.ca

NEW! **Craig Henshaw** hand forges knives in the traditional manner as a way to slow down and connect with the natural world. His respect for land and material, combined with the mindfulness he brings to his practice, is evident in the pieces he creates. Educated in Japanese and Western Bladesmithing styles, he combines these techniques as he builds his knives through various methods that include traditional stacked and canister Damascus and the San Mai technique. Craig has studied with several established and notable metalworkers and smiths. He offers special thanks to his mentors to David Robertson of Pinkerton, Ontario, Taro Asano of Hashima, Japan and Thak Ironworks in FloraDale, Ontario. He has also been involved with the Iron Trillium. Craig currently holds an Apprentice rating with the American Bladesmith Association, with the test for his Journeyman Smith designation scheduled in June 2021. A professionally trained teacher in good standing with the Ontario College of Teachers, he has 20 years of teaching experience, with a focus on both academic and technological studies at the high school, college and university levels. www.Henshawblades.com Instagram: @henshaw_blades

Kal Honey is an award-winning graduate of OCAD. Often bold, but sometimes subtle, Kal's work in painting, graphics, and collage is informed by his design training and his penchant for text, wit and wordplay. Recent exhibitions include In Situ multi-arts festival, Queen West Art Crawl, The Red Head Gallery, and Gladstone House. As an instructor, Kal creates learning environments that are supportive and adventurous. He also teaches for Neilson Park Creative Centre, Visual Arts Mississauga, gives lectures, and juries exhibitions. Since COVID, he has taught online and hosts the popular free Virtual Collage Jam on YouTube. www.kalhoney.ca

Ken Hussey, Ward World Champion in the Contemporary Antique Decoy category, has been carving duck decoys since 1982. Armed with a Mechanical Engineering diploma and further studies in graphic design, he enjoyed a varied career that culminated in many years as a graphic design instructor. He began carving decoys when, as an avid hunter, he noticed how much better wooden decoys performed than plastic ones. His efforts started with working decoys, progressed to decorative and evolved into what would become the contemporary antique category of decoys. Ken has firmly established a reputation for excellence and is a sought-after instructor.

Mary Intven Wallace, award winning artist, educator, and author, shares her love of the land, sea, and sky in her contemporary paintings of the Canadian landscape. In her artwork, she shares her view of this wonderful world as a place of vibrant colour. Mary's landscapes brighten the walls of galleries across Canada, many private collections, and are also featured in her published books which have won awards such as the International White Raven Award and the National Outdoor Book Award. www.maryintvenwallaceartist.com Facebook: www.facebook.com/maryintvenwallaceartist

Ljubomir Ivankovic comes from the tradition of European schools of fine arts. Through his 40-year career, he has become a devoted professional and has learned to enrich his art with his personal sensitivity. Ljubomir's current art practice is primarily dedicated to oil painting. He majestically paints human bodies and portraits, landscapes, still life, and interiors, bestowing a surreal quality upon the finished work. Elegant and balanced composition, voluminous forms, a very rich palette, and the predominant role he gives to light are all part of his artistic signature. www.ljubomir.com

Louise Jackson has been a spinner and dyer for 35 years and earned her Master Spinner/Dyer Certificate from Georgian College in 1996. Louise enjoys demonstrating at fall fairs and historical events, as well as conducting and attending spinning, nature dyeing, and eco dyeing workshops. She is the OHS Spinning Certificate Program Co-ordinator for Levels I to III, and has instructed dyeing and silk spinning at Haliburton School of Art + Design for over 12 years.

Martha Johnson graduated from the University of Guelph with an Honours BFA, attended Arts Sake in Toronto and was mentored by Tom Hodgson (Painter's Eleven). She has been instructing all skill levels of painting and drawing over 25 years at Avenue Road Arts School in Toronto and leads outdoor painting workshops at various locations including Algonquin Park, Grand Manan NB, Provence France, and Union Island in the Caribbean. She has her own teaching platform specializing in short museum-based workshops and a mentoring program titled Mastering for students with an existing art practice. Her work is held in public, corporate and private collections worldwide and has sold in Waddington's Concrete Sale. Martha's work investigates the strata in subject matter, and her practice is profoundly affected by local environment, history and legend. Current figurative imagery references transition, transformation, androgyny and perception. She is known for painting on unusual surfaces, a result of having spent many years designing sets and costumes for theatre and film. Her 2017 solo exhibition, *Shadow Red*, included works crafted on vintage and antique woollen blankets illustrating a deep family connection to the Tom Thomson mystery. Important ongoing bodies of work *Survey The Valley* and *Kent Island* and *the Albatross*, encounter cohabitation of urban and rural wildlife with human encroachment. Martha is currently represented by Art Interiors in Toronto. marthajohnson.ca #highpinespainter

Ralph Johnston learned to weave in his teens and has his Honours Associateship in Textile Design from the Scottish College of Textiles. He is the co-author of *Sashes, Straps and Bands*, a book on weaving warp-faced twill bands. An experience instructor, he teaches a wide variety of weaving, but among his current interests are ceintures fléchées (traditional voyageur sashes), loom maintenance. He is also a musician, composer and choir director.

Gord Jones finds the surrounding landscape in Haliburton to be a great source of inspiration for most of his paintings. He loves how watercolour allows him to transfer the light and shadow from his photographs to his paintings. His approach is to interpret the essence of his chosen subject rather than producing detailed likenesses of actual places. Gord is an elected member of the Canadian Society of Painters in Watercolour and the Society of Canadian Artists.

Shannon Kennedy has been exploring the cutting edge of design using digital manufacturing technologies like 3D printing for years, integrating the skills of the craft artist and the technologies of manufacturing. 3D modelling, rapid prototyping, and 3D printing advanced techniques have created a new way for her to realize her designs as a jeweller. She graduated in 1996 from the Ontario College of Art and Design and furthered her jewellery making skills by attending George Brown College's Jewellery Art Program. She is an award-winning designer, a Saul Bell finalist, and published PMC artist. In recognition of her PMC work, she was invited to give a PMC demonstration at the SNAG Conference in Toronto, 2013. Shannon is a passionate instructor at several colleges and galleries, as well as at her studio. She and her partner are currently running their own jewellery business, Cynosure Jewelry. www.cynosure-jewelry.com

Kim-Lee Kho is a multidisciplinary artist and former designer with a family of scientists and artists that have influenced her work. In 2016 and 2018 she was a featured artist in the In Situ arts festivals in Mississauga, with multimedia installations and live performances. Kim has participated nationally in exhibitions, residencies, and mentorships and had two major solo exhibitions in Toronto in 2019. A popular and knowledgeable arts instructor, she teaches at Neilson Park Creative Centre in Etobicoke, while also teaching, presenting, critiquing, demonstrating, and jurying exhibitions at the invitation of art groups in Ontario. www.kimleekho.ca

Debra Krakow is an artist and architect whose paintings express her deep connection to nature, as seen through the lens of a former urbanite. Her artistic practice has evolved through drawing, painting, printmaking, sculpture, fibre arts, and ceramics. She paints in layers to create an evocative surface. Debra's work has a quiet energy - a delicate balance between fluidity and structure, transparency and solidity, mystery and clarity. She loves sharing her knowledge and enthusiasm with her students. Galleries in Prince Edward County, and Ottawa represent her work.

Andrew Kuntz is a renowned Canadian glass artist whose work has been widely praised for its classical grace, contemporary simplicity, and vibrancy of colour. In addition to winning a number of significant awards, his pieces have been extensively exhibited around the globe, including at the Canadian Embassy in Washington, D.C.; Pilkington, Sheffield, and Oxford Museums in England; the Galerie Art et Creation in Lyon, France; Tai Pei Fine Art Museum; the Hong Kong Museum of Art; and the Museum of Contemporary Craft in New York. Andrew's privately owned work is represented in numerous domestic and international collections, including gifts to the Premier of China and Prime Minister of Ireland from the Canadian government, installed work at the Palace of Prince Faisal bin al Saud in Riyadh, Saudi Arabia, and the US Ambassador to Canada. Andrew trained in blown and sculptural glass at Sheridan College School of Design from 1977 to 1980. Since that time, he has been a resident artist at Harbourfront Glass Studio in Toronto, has taught at Alberta College of Art and Sheridan College, and has participated in numerous workshops and exhibitions throughout the world. He is a founding member of the Glen Williams Glass Cooperative in Glen Williams, Ontario.

Wendy Ladurantaye has enjoyed an eclectic art journey. After graduating from Sheridan College in general fine arts, she studied the glass medium under Jim Schnick and Clark Guettel and joined the faculty of the Haliburton School of Art + Design over 30 years ago. Her commissioned glass has found homes worldwide, with her favourites being the church windows installed in St. George's Anglican Church, Haliburton, and St. Margaret's Anglican Church, Wilberforce, Ontario. Wendy developed strong solution-focused problem-solving skills, and enjoys supportive teaching techniques which build upon the learner's strengths. She has found inspiration in many of her successful students, as well as her mentor, Mary Intven Wallace, fellow author and paint media artist. Wendy believes strongly in the journey and the importance of making time to discover joy in the process of art-making in any media.

Rebecca Lamperd has been spinning since 1995 and now finds herself raising a small flock of Shetland sheep. She especially enjoys spindle spinning and is rarely without a spindle and fibre in her hands or her bag, ready to spin.

Elise Laviolette has always had a creative flair and a knack for finding connections between seemingly unrelated concepts. An Art Therapist in private practice, she encourages people to use their innate power of imagination and creation to enhance their wellbeing. Elise believes art and creative expression bring physicality to our transient and elusive thoughts and emotions, allowing us to encounter ourselves in a way that is not always accessible through reason and speech. A graduate of the Vancouver Art Therapy Institute with an MCAT (Counselling & Art Therapy), she also holds a BA Psychology and an MSc Psychology. She has been a registered SoulCollage® facilitator since 2012 and has spent the past nine years delighting in connecting with like-minded individuals to help them use this playful approach to enhance self-care, cultivate inner wisdom and deepen self-compassion. For more information on this self-discovery tool please visit www.soulcollage.com

Julia Lee is a graduate of the 1994-2000 OHS Spinning Certificate Program at HSAD and now coordinates within the programs. She teaches spinning and runs a custom spinning business in Toronto: Provenance Yarns and Textiles. When designing her textiles, Julia interprets a visual image or a sentiment and uses Ontario-grown natural fibres to create colourful garments or knitted tapestries. She likes her pieces to be noticed while still being practical, durable, and ethical. Julia is currently OHS Spinning Education Chair, President of the Toronto Guild of Spinners and Weavers, and a member of the Upper Canada Fibreshed.

Michael Letki has been making jewellery for over 40 years. After graduating from art school in England, he came to Canada where he and partner Paula Letki operated the jewellery studio Letki Designs for over 20 years. Michael has taught at Sheridan and Mohawk Colleges and was involved in the training of many apprentices through his own studio, many of whom went on to be successful artists/jewellers. He has been teaching at the Haliburton School of Art + Design for over 25 years. Michael has received several awards for his work, notably from the Ontario Arts Council and the International Gold Corporation. He has also held the position of studio advisor for Sheridan College and Harbourfront Craft Studios. Currently, he is pursuing his arts interests in image making and jewellery making.

Jane Lewis has been leading vocal groups since 2008, from "finding your voice" and "how to sing harmony by ear" workshops to various choirs, Circle Singing, and community singing events. She has been studying improvisational singing with Rhiannon, and during the pandemic, attending Música do Circulo music improv training workshops online. As a singer-songwriter, she is often compared to Carole King, playing piano-based music that draws on her strength as a lyricist and singer. She performs most often with the folk duo Gathering Sparks (with Eve Goldberg), nominated for a 2014 Canadian Folk Music Award for Vocal Group of the Year. Jane has released two solo recordings, and Gathering Sparks released their newest album on Borealis Records in September 2019. www.janelewis.ca

Brenna MacCrimmon took up the ukulele in 2009 and now rarely leaves home without it. Her musical adventures began over 30 years ago when she set out to study the music of Turkey and the Balkans. Since that time she has performed in Turkey and abroad with Selim Sesler (trad Turkish Gypsy), Muammer Ketencoglu (trad Balkan) and psychedelic Turkish rock group Baba Zula, as well as numerous ensembles in the US and Canada. She has also toured Europe with Balkan beat DJ Shantel and the Bucovina Club Orkestra. Brenna has recorded with the above musicians and has appeared as a guest on many albums and film soundtracks in Canada, the US, and Europe. In 2010, she found herself in Moscow as a member of the cast of Bobble with Bobby McFerrin. More recently in Toronto, she performs with Juno and CFMA nominated Turkwaz, sings with ragtime pianist Bill Westcott and runs regular ukulele sessions in her downtown studio. During the pandemic, she has been a frequent guest artist with Mabellearts, delivering community arts programs online for newcomers, and has been learning the practical aspects of Turkish shadow puppetry. www.greengoatmusic.ca

Putzy Madronich is an award-winning professional visual artist and educator. She studied at McMaster University, Fleming College, and Ecole France Langue Paris and has participated in international exhibitions. Working with outreach organizations (drug and alcohol addiction, survivors of cancer, sexual assault, brain injury, mental health, teens at risk, and the homeless) she delivers arts programming to promote healing and wellness. She has also been a consultant and artist educator for the Royal Conservatory. She works primarily in watercolour, mixed media, acrylic, collage and alcohol inks, but she also enjoys printmaking, painting floor cloths, encaustics, and jewellery making. Her work explodes with intense colour and is generously textured. Putzy's work is largely inspired by her travels in Europe, North Africa and South-East Asia. Visit her on Facebook at Putzy Madronich.

NEW! Denise Magloughlen is a fibre artist and metalsmith with a longstanding desire to create. She has explored several different mediums and has creating felted wearables and home decor since 2012. Denise has attended several classes at Haliburton School of Art + Design over the past 30 years and is a graduate of the Jewellery Essential program.

Sheila Mahut has been a glass artist and educator for over 30 years. She has exhibited internationally and successfully developed many blown and sculptural glass series. Teaching in the full-time program at Sheridan College for 18 years and at the Corning Studio at the Corning Museum of Glass, she has a diverse repertoire of skills and techniques in both kiln-formed and blown glass. In 2019 Sheila completed an MFA at the Alberta University of the Arts. She is known as an enthusiastic instructor who encourages her students to explore the joy of creating with glass.

Matthew Mancini is a multifaceted visual artist who specializes in drawing and painting. He completed his formal artistic training at the Academy of Realist Art, and has since earned a B.A. in Visual and Critical Studies from OCADU and a M.A. in the History of Art from the University of Toronto. His work encompasses portraiture, the landscape, and the figure, and engages in a painterly language bordering traditional and contemporary approaches.

Janine Marson is a graduate of the Design Art Program at Georgian College and received a BFA from the University of Guelph. Her 30-year career has established a strong sense of direction, garnered several exhibitions and awards, and has provided the opportunity to influence hundreds of students with her calm, encouraging spirit. Janine loves to inspire others with art, teaching private art lessons in person and online via ZOOM. A trained, professional picture framer, she has provided her services with a keen eye for colour and design for over 25 years. Her commission work includes painting on a canoe for the Huntsville Festival of the Arts and painting a paddle for the Algonquin Outfitters Paddle Art Contest. She is one of the muralists for The Group of Seven Outdoor Gallery in Huntsville and has painted six murals to date. Janine received a Woman of Distinction Award for Arts, Culture & Creativity in 2018. www.janinemarson.com

NEW! **Leon Martin's** interest in Bonsai started in 1965 when he was a graduate student at the University of the Ryukyus in Okinawa, Japan. In 1972, while heading an exchange program with Canadian students at Kansai University of Foreign Studies, he had the good fortune to meet a Kansai student with considerable experience growing Japanese Black Pines on his family farm in Takamatsu, Japan. It sparked a lifelong interest in growing a wide range of trees, as well as friendships and travels to various countries. A secondary school science teacher in Quebec, Ontario, Nunavut and the Northwest Territories for 32 years, Leon now teaches Bonsai at Mohawk and Niagara Colleges, while also participating in local Bonsai Societies. He also owns his own Bonsai business and grows some 200 bonsai in his home near Niagara-on-the-Lake.

Noelia Marziali is a Uruguayan-Canadian Maker, schooled in fine arts and shaped by her wanderlust. Artists, writers, rebels, inventors, circus folk, and explorers are her people. Her favourite mediums are leather, wood and paint, with digital creation taking the lead in her work in recent years. She has written, illustrated and released her first self-published book, *The Fantastical Eyeball Exchange*. www.noeliamarziali.com @leatherwoodandpaint

Melanie Matthews followed her painting and drawing studies at Dawson College with the achievement of a BFA with distinction in Studio Art from Concordia University. She shares her time between her prolific personal art practice and an ever-expanding teaching schedule. Melanie is Golden Artist Colors Working Artist for Ontario and has been the Working Artist for Quebec since 2002. She is invited to lecture, offer workshops, and teach classes for many venues and art organizations, including the Visual Arts Centre, Dawson College, Concordia University, Montreal Museum of Fine Arts, and the Canadian Society of Artists. She instructs on a broad spectrum of topics, including methods and materials of acrylic painting, acrylic encaustic techniques, monoprinting, bigger is better (large scale image-making), painting on Plexi, essential acrylics, mixed media, digital mixed media, contemporary water media, creative colour mixing, image transfer, and more. www.melaniemathews.ca

NEW! **Anne McAllister** was introduced to a dusty old treadle machine hidden away in her aunt's attic when she was ten years old, and her passion for sewing took flight. She finds inspiration everywhere - beautiful fabrics, colours and textures, changing seasons, morning light and magnificent sunsets. Anne enjoys the busy-ness of her urban condo where she knits, designs and crafts her quilts, as well as the peacefulness of her lakeside, summer studio in Haliburton. For the past 20 years, Anne has participated in many HSAD quilting and fibre art workshops and is looking forward to sharing her talents, enthusiasm and creativity with her students.

Helen McCusker is a graduate of the Sheridan College Illustration Program and has been a practicing artist for more than 40 years. A member of the Etobicoke Art Group, she has work in private collections, and exhibits in solo, juried and group exhibitions. For over 20 years, Helen has taught art classes throughout the GTA, specializing in drawing, figure drawing and painting, portraiture, and paper sculpture. Helen's teaching is based on a solid understanding of drawing and design principles and personal attention to each student. She is enthusiastic about helping students discover their potential and encouraging artistic exploration. eaglewoodstudios.blogspot.ca Facebook: Helen McCusker Artist Instagram @helen.mccusker

Robin McGauley is a spiritual director, retreat leader and artist. She is a graduate of Fleming College's Expressive Arts Certificate program and trained with Lauren Artress to become a Veriditas Certified Labyrinth Facilitator. She was Program Director at Five Oaks Education and Retreat Centre for nine years where she created and facilitated a wide variety of experiences - from team building sessions with staff groups, reconciliation events for indigenous and non-indigenous people, silent retreats and leadership development courses. She has also led numerous workshops and training events on the labyrinth across Ontario. Robin was hired as a consultant on two research projects conducted by the Schlegel-UW Research Institute for Aging to explore the labyrinth with seniors in long-term care facilities. As an artist, she has created over a dozen large canvas labyrinths for groups and organizations who wish to use this meditative tool to promote wellness, personal awareness and mindfulness with a variety of populations. www.robinmccauley.com

Maureen McKay studied concert harp with Judy Loman and Marie Lorcini and was harpist with the North York Symphony. She is a faculty member at the Royal Conservatory of Music, where she has taught classical and Celtic harp full-time since 1980. Since 1993 she has been a harp examiner for the RCM and was senior contributor for the 2009 (current) Syllabus, which establishes grade level requirements for harp students throughout Canada. Maureen developed the Celtic harp program at the Gaelic College in Cape Breton where she taught for many years. She applies her M.Sc. (Human Physiology, U. of T.) to bring the added dimension of ergonomic awareness to harp playing, incorporating injury prevention with skill development. Maureen enjoys working with students of all ages and levels of harp playing. www.clarsach.ca



I don't like to say I have given my life to art. I prefer to say that art has given me my life.

FRANK STELLA (VIA MELANIE MATTHEWS)

John McQuade is a founder of Miksang Contemplative Photography and the founder and co-director of Nalanda Miksang International (www.miksang.org). Miksang is a Tibetan word that translates as “good eye”. Miksang is a discipline of perception that connects with clear seeing and delivers equivalent images that are simple, brilliant and heartfelt. It is an art of contemplative experience and contemplative images. John is a long-time meditation practitioner in the Shambhala Buddhist tradition (www.Shambhala.org) and is certified as a meditation instructor and Shambhala teacher. Through Nalanda Miksang he has established Miksang teachers throughout North America and Europe. John has been a liberal arts teacher in various community colleges and universities and is currently completing a PhD on the great modernist photographer Edward Weston. He has published two books - *Looking and Seeing* and *The Heart of Photography*. www.dralaimage.com www.miksangwayofseeing.com.

Sheila Miller, M. Mus., has been practicing Yoga since 1989 and teaching Yoga since 1998. She is a Certified Kripalu Yoga teacher, having completed her Basic and Advanced Yoga Teacher Training at the Kripalu Center. Sheila has also been teaching meditation since 2002, following completion of the Teaching Meditation Techniques course at Kripalu. She has sat 21 residential meditation retreats with master teachers over the years. www.soundofbody.ca

Margot Miller is an Honours Graduate of OCAD University and a graduate the Ecotourism Management program at Fleming College. She has exhibited in numerous galleries and shows including the Art Gallery of Ontario, the National Film Board of Canada, and the Ontario Crafts Council, and is the recipient of a Design Canada Award. As a lecturer and instructor in the arts and the business of art, she has taught at Sheridan College, St. Lawrence College, Queen's University and Fleming College. For many years, Margot has taught workshops, and designed and sold printed clothing, yardage, floor cloths, and furniture from her shop and studio. Her work has sold in shows and stores in Canada and the US. She has travelled extensively in the Far East, documenting traditional textile techniques, and has worked as a designer for a British and Canadian company in India. In 2018 she returned to India for five weeks to visit textile studios. www.margotmiller-summerhouse.com

NEW! **Sue Morling** is a 2019 graduate of Fleming's Expressive Arts Certificate program and has 20 years of experience working in social recreation day programming for people living with serious mental illnesses. Her passion for caring for people and the environment combined to create an interest in Therapeutic Horticulture and nature-based activities. She is the Wellness Coordinator in Services and Housing at the Province Peace Ranch Program and a weekend Nature Interpreter at Toronto and Region Conservation Authority. She also consults for E Clinic United Healing in the Nature Therapy and Wellness Department. Sue is a member of the Canadian Horticulture Therapy Association. www.chta.ca

Elise Muller has been sculpting stone since 2001 and her large public sculptures can be found in Dorset, Fergus, and Kingsbrae Garden. Elise's granite sculpture 'Attunement' won the 2018/9 Canadian Sculpture Competition at Kingsbrae Garden in St. Andrews, NB. Elise has been teaching stone carving to both adults and children for 18 years, and enjoys nurturing her students' individual creativity. Elise lives and works at Stone Tree Studio in Muskoka with her partner, furniture maker Cirvan Hamilton. www.stonetreestudio.ca

Ken Murray is a novelist, playwright, short story writer, and essayist. In 2015, *Globe and Mail* called Ken's novel, *Eulogy*, a “powerful, poignant debut.” In 2017, Ken's adaptation of his short story *The Exception* was performed at the Roy Bonisteel Studio in the Old Church Theatre. His work has appeared in *Prairie Fire*, *Globe and Mail*, *Mendacity Review*, *Brooklyn Rail*, *Ottawa Citizen*, *Canadian Business*, and *Maclean's*. Since 2009, he has taught creative writing at the University of Toronto, School of Continuing Studies and has taught at Haliburton School of Art & Design since 2014. While earning his MFA at The New School in New York City, Ken also trained as a teaching artist with Community Word Project and taught with the organization Poets House. www.kenmurray.ca

NEW! **Paula Murray** is an award-winning ceramic artist from Meech Lake, Quebec. Inspiration is drawn from her close relationship with nature, and through her investigation of the forces at play on one's physical and spiritual being. Drawn to how ceramic materials and processes have affinities with the human condition, the heart of her practice is about transformation, converting suffering into objects of beauty and sensuality. Elected into the International Academy of Ceramics (2017) and Royal Canadian Academy of the Arts (2006), she actively exhibits locally, nationally and internationally. Museums in Canada, Italy, Korea, Taiwan, Romania, and China collect her work. www.paulamurray.ca



I found I could say things with color and shapes that I couldn't say any other way – things I had no words for.

GEORGIA O'KEEFE (VIA PAULA MURRAY)

NEW! **Wendy Newbery**, Hon BA Fine Art and MSc Family Studies, is passionate about her role as an Expressive Arts Guide. She supports people in telling their own stories and sees consistently how expressive arts facilitate this process. Wendy believes fully in enhancing the voices of marginalized people and their allies. She shares her creative spirit through her work with people who identify as disabled and their families, her art-making, her graphic facilitation work, and her community involvement. In 2019, Wendy and Rachel Tanner partnered to form Stepping Stones Expressive Arts, offering diverse expressive arts experiences to individuals and groups.

Nancy Newman is an artist, teacher and juror. She has exhibited her work in many solo shows and juried group shows including TWS Aquavision, International Watercolour Society Canada (IWS), Art Aurora, Society of York Region Artists (SOYRA), and Blue Mountain Foundation of the Arts (BMFA). Several First Place, Honourable Mention and People's Choice Awards are among her accomplishments, and one of her paintings was just awarded the Bruce Snell Award for Best Transparent Watercolour in the TWS 36th Spring Aquavision Show. A guest instructor for many art societies, she's also taught at the Aurora Cultural Centre and the Blue Mountain School of Landscape Painting, in addition to being with Haliburton School of Art + Design for many years. Since COVID, she has been sharing her expertise and support in online offerings.

Charles O'Neil is a full-time artist with a wide range of interests and a long affiliation with the Haliburton School of Art + Design. With a background in drawing and painting, in the late 1990s he became interested in sculpting. Working primarily in metal wire, his work is now featured in galleries across the country as well as internationally. Charles has earned a certificate in Artist Blacksmithing and a Diploma in Visual and Creative Arts from Fleming College's Haliburton School of Art + Design. As a faculty member since 1997, he teaches several adult courses in wire sculpture, drawing, and painting. Charles' work can be found in both private and corporate collections and has recently had work purchased by the federal government of Canada as gifts for international leaders. Public works can be viewed at Pearson International Airport's Terminal #3, The Design Firm of Southfield Michigan, the Stuart Weitzman Collection of New York, and the Haliburton Sculpture Forest. He was honoured as the Artist of Distinction through the Haliburton Highlands Arts Council in 2008.

Dorit Osher is a dance artist, somatic psychotherapist, and embodied movement expressive arts educator and facilitator. With years of experience as a professional performance artist, facilitator and teacher, she employs her skills in developing and facilitating embodied expressive arts experiences. These experiences are for self-development and integrate creativity, somatic psychology and the psyche. Dorit also teaches dance and somatic movement with the focus on imagery, breath, and sensation to tune into the uniqueness and different states of the body. www.doritosher.com

Sam Paonessa is a professional artist with a creative career spanning over 35 years. Upon graduation from the Ontario College of Art, he worked as an illustrator for one of Canada's largest commercial art studios, TDF Artists, and subsequently joined Hallmark Cards Canada in roles of illustrator and later, art director. Widely exhibited and awarded, Sam has gained the attention of both corporate and private fine art collectors across North America and abroad. The Museo di Cultura in Pescara, Italy has one of his landscape paintings in its permanent collection. His coin design, Canadian Icons, was selected as a finalist for the Royal Canadian Mint 2017 150th Collection commemorating Canada's anniversary as a nation. Sam also has category awards for his paintings from a Plein Air magazine competition. His popularity for teaching workshops continues to grow across Ontario. www.sampaonessa.com

NEW! **Stephanie Park** is a certified educator with the Ontario College of Teachers. She first fell in love with ceramics at HSAD and completed the Ceramics Certificate Program in 2017. In addition to sharing her love of ceramics with students of all ages, she continues to work as a ceramic artist, creating original wheel-thrown and handbuilt pottery inspired by the natural world.

Rhoda Payne, armed with an MA in Teaching Fine Arts from Brown University, spent seven years teaching art and photography and exhibiting in Spain and Chile, before moving to Toronto. There she enjoyed a successful career in advertising until she traded up to full-time professional painting in 2011. An accomplished expressionist painter, graduate art educator, and Adler certified performance coach, Rhoda's exuberance sets the stage for student development of confidence and skills enabling free, bold expression through scale. Whether on raw, stretched or primed canvas, metal or paper, Rhoda's paintings are known for the exuberance, drama and optimism that they radiate. She has exhibited in numerous juried group shows and two solo exhibitions, and her work is in private collections in North America and Europe. She is a member of The Ontario Society of Artists and has exhibited in The Artist Project, Toronto. rhodapayne.blogspot.com

NEW! **Liz Pead** completed her BFA, Honours Distinction at OCADU in 2007 as Medal Winner in Drawing and Painting and holds two diplomas in Fine Craft from NBCCD - Fabric Surface Design (1993) and Textiles (1995). She makes Canadian landscape installation paintings from recycled hockey gear, wool, thread, and sometimes oil paint. Recent explorations use textile as extended paint, exploring landscapes through drawing with thread on knitted and woven metal substrates. Liz has travelled to Iceland, Germany, Austria, Scotland, and Denmark researching textile histories and techniques in various residences and institutions.

Rose Pearson earned her Bachelor of Fine Arts degree from York University, majoring in painting and drawing. She went on to receive her education degree and has over 30 years of experience teaching art in both the public school system in Alberta and Ontario, privately from her studio in Haliburton County and for the Haliburton School of Art + Design. Rose is the coordinator of the Visual and Creative Arts diploma at Fleming College. In addition to creating bodies of work for public gallery exhibitions, she is a member of the Haliburton Highlands Studio Tour. www.rosepearson.com

René Petitjean has been a maker of objects for more than 40 years. After attending Sheridan College, he bought Robin Hopper's Hillsdale, Ontario studio in 1975 and began a reduction-fired line of pottery, selling to stores throughout North America. Moving to Creemore in 1979, the business expanded to include a selection of salt-glazed pottery sold under the Bowerman's Hollow logo. In the late 1980's René developed a fascination for wrought iron, and eventually left the ceramics field and began to design and build architectural iron. Many of his projects have been large in scope and have taken over a year to complete. Currently, he takes commissions from selected architects, builders and interior designers. In 1998 he assisted with the design of the Haliburton School of Art + Design's Artist Blacksmith Certificate Program, of which he is a faculty member. René also teaches in the Ceramics Certificate Program. www.renepetitjean.com

John Raynard is a graduate and former teaching assistant of Sheridan College's glass program. Drawing on a repertoire of hot and warm glass techniques learned over 20 years, he creates blown forms and sculptures that reflect the colours and textures of his journeys abroad through China, Tibet, and Nepal.

Stephanie Rayner is an artist, printmaker, international lecturer, art educator, and captivating storyteller. Her artworks, shown widely and collected by major art museums, deal with themes and issues relating to spirituality and science. In May of 2009 Stephanie was in China at the invitation of the Luxun Academy of Fine Arts, China's foremost art school, to teach the professors and select post-doctoral students watercolour printmaking and a special course on universal meaning in the arts. She was also invited to give lectures on her artwork in several universities throughout mainland China. In November 2009, the Maine College of Art (Portland, Maine) did a special month long gallery show 'First Impressions' of Stephanie's and her students' watercolour monoprint works. Her latest artwork, the 30-foot-long *Boat of Eternal Return*, was highlighted on the cover of the winter edition of *Exile ELQ Arts & Literary Magazine*. *ELQ* also did an essay for the magazine and a YouTube video on Stephanie and the creation of the boat. *The Boat of Eternal Return* ran as a four-month-long solo show at PAMA, and the same year Stephanie was awarded The Ashley Fellowship by Trent University. She is the first visual artist to receive this award. Stephanie's ability to inspire creative responses within the individual takes her teaching well beyond technique and into the very heart of the art process. Youtube: ELQ Stephanie Rayner

Tammy Rea has been extensively involved in the Digital Image Design and Moving Image Design programs at Fleming College, Haliburton School of Art + Design. From TV documentaries to Kindergarten animation, she has mentored young and old in the exciting, ever-changing world of digital media and video.

Chari-Lynn Reithmeier is an honours graduate of Georgian College School of Design and Visual Arts. Beginning her art career as a painter in the 1990's, she exhibits in galleries in Southern Ontario and has work in private collections from Toronto, Ontario to London, England. She has continued to produce art, using a variety of media including fibre, beads, polymer clay, paint, and ink to express her creative vision. Chari-Lynn teaches creative workshops around Ontario, privately, at various institutions, art schools and at Haliburton School of Art + Design. As part of her daily art routine she finds relaxation and inspiration in Zentangle® and is a Certified Zentangle teacher. FB Chari-Lynn: Artist

Rebecca Reynolds achieved her BFA from Concordia University, and her teaching degree from Nipissing University, in addition to earning her Expressive Arts Certificate at Fleming College. Rebecca's paintings, drawings and installation works currently focus on colour, texture and layering, and are inspired by the spontaneity and playfulness of children's gestures. Her creative, engaging and dynamic teaching style has been honed through more than 20 years of experience instructing children of all ages in such settings as camps, theatres, museums, libraries, cruise ships and classrooms.

David Robertson is professional artist blacksmith with his work in private collections across Canada, in the US and as far away as Ireland and Germany. After opening his business in 1987, he, in 1993, started teaching blacksmithing. In 1996 he was honoured to be chosen as Artist in Residence at Joseph Schnieder Haus museum in Kitchener. As a graduate of University of Waterloo's engineering program he has a unique perspective on design, and metallurgy. Currently his primary focus is using organic elements to create attractive and functional works of art. "Organic forms such as vines, leaves and flowers also translate into the unique nature of the steel. The semi-fluid nature of the steel when it is hot allows the flow of these modern designs. When cold, the strength of the steel permits the long self supporting lines that are common in the plant world." www.artistblacksmith.com

Steve Rose is a graduate of OCAD U with a major in drawing and painting. He has exhibited his work extensively and has a diverse background as an artist/educator. Steve has taught fine arts at the Neilson Park Creative Centre, the Koffler Centre, Haliburton School of Art + Design, and OCAD U. His work is collected in private and corporate international collections. [@steverose.ca](http://www.steverose.ca)

NEW! **Andrew Rucklidge** received his MA in Fine Art at Chelsea College of Art in London 2003 and since then has shown internationally at The New Contemporaries in London, Store Gallery in London, John Connolly Presents in New York, Frieze Art Fair, Zoo Art Fair, The Armoury, NADA Miami, Volta Basel, Art Chicago, Berliner Liste, Art Cologne, and DC Dusseldorf, as well as the Scope art fairs and TIAF in Toronto. In 2013, he received both the K.M. Hunter Visual Artist Award and the Laura Ciruls Painting Award. His work is in collections such as UBS London, Zabudowicz 176 Collection London, Kunstmuseum Gotland Sweden, Soho House London and Toronto, Google, Bank of Montreal and Scotiabank. Andrew teaches in the Department of Painting and Drawing at OCADU. His work can be viewed online at andrewrucklidge.com, cuttsgallery.ca and on instagram @bobberuck

Andy Rush is the founder and artistic director of the Open Voices Community Choir in Kingston. He has a 40 year career of teaching band, choral music and guitar in school, adult workshop, community, university and folk festival settings. Andy plays in a couple of Kingston bands, does a bit of song writing and recording, and is on a constant hunt for great repertoire ideas for his various projects. He is particularly experienced and passionate about teaching and learning, ensemble success, and the personal growth of each member of his ensembles. He is a high energy, focused, and fun-loving educator. www.openvoices.ca

Nicholas Russell holds an Honours Degree in Music and also studied the art of guitar-making with Master Luthier Sergei De Jonge, designing and constructing a concert classical guitar under his tutelage. As a professional guitarist and music educator, Nick's musical style and knowledge spans genres, but his current exploration as a guitarist lies at the intersection of acoustic music, classic and contemporary jazz, and progressive rock. In recent years he has expanded his freelancing to include work as a composer (Dusk Dances Dance Festival, Arts Bournemouth University) and as a studio musician (Metalworks Studios, Escarpment Sound, Deschamps Studio). Numerous studio projects he has worked on have aired on national radio (CBC, Jazz FM, CFRU) and international television. Nick is officially endorsed by Godin Guitars (CAD) and Keeley Electronics (US). His most recent music release, ARCHTOP, was recorded on a 1949 Gibson L-7 Archtop guitar in 2021 and can be heard on all major streaming platforms as well as on his official website www.nicholasrussell.ca

Linda Rutenberg has worked as a fine art photographer for over 30 years. She has a BFA in film and music and an MFA in Photography from Concordia University in Montreal Quebec. She teaches, lectures and creates photographic series, which evolve into books and exhibitions and has published over 15 publications. In addition to her artistic work, she has owned and run a darkroom rental facility and a photography gallery. Currently Linda teaches and lectures young artists, mentoring them to bridge the gap between art and business. Her fine art work has been exhibited internationally. Her series *Urban Visions*, *One Island - Many Cities*, *Mont Royal*, *The Spiritual Landscape* and *The Garden at Night, After Midnight and The English Garden at Night*, as well as her latest work, *The Gaspé Peninsula*, are all explorations of the relationship between the environment and its people. Her current work explores the Negev desert and is called *The Land Whispers*.

Kirei Samuel's fascination with glass started purely by accident 25 years ago, when a friend gave her some scrap glass. For many years she travelled the Ontario art and craft show circuit and then, in 2009 she opened her studio/gallery which houses her one-of-a-kind pieces in jewellery, plates, bowls and artwork. In 2019 Kirei designed 550 pendants for the Women's Half Marathon in Wellington, ON. She also designed and built the bases for the pewter sculptures for the Dora Mavor Moore Awards for Toronto's annual theatre, dance and opera. She is happy to continue the Dora Award bases commission in 2022. Kirei has been a member of the PEC Studio Tour for the last 14 years. www.lalalandglassstudio.com

NEW! Clelia Scala is a visual artist whose work includes mask and puppet design, installations, collage, and illustration. As a designer and fabricator for theatre, Clelia has worked with theatre companies and institutions such as Carousel Players, Georgie Theatre, Guilty by Association, Lemon Bucket Orkestra, Odyssey Theatre, Queen's University, Suitcase in Point, Theatre Kingston, University of Missouri-St Louis Opera Theatre, Yale University, and Zacadia Circus. Clelia's visual art has shown in galleries in Canada and the United States and is in private collections across North America. Clelia is the recipient of the 2019 Established Artist Award for the City of St Catharines. Her work has been supported by the Ontario Arts Council, the Canada Council for the Arts, the Kingston Arts Council, and the St Catharines Cultural Investment Program (with Puppet-A-Go-Go). She teaches theatre, mask, and puppet design in the Dan School of Drama & Music at Queen's University.
www.clelia.ca

NEW! Stephanie Schirm began her career as a fashion designer. While designing in the Toronto fashion district, she created several illustrations for catalogues, storyboards, and advertisements for current Canadian designers. Stephanie eventually left the fashion industry, graduated from OCADU in Communication and Design, and entered the Liturgical design world. She established Labyrinth Studios Inc., designing and manufacturing religious garments and sanctuary décor for churches across Canada and the US. Her passion for the figurative in drawing, painting, and designing led her to share her knowledge through continuing education in Guelph, Fashion Illustration at Mohawk College, and various establishments throughout the GTA. Stephanie is a member of the Portrait Society of Canada, Society of Canadian Artists, and Ontario Society of Artists.
www.stephanieschirm.com

Marta Scythes is an illustrator, researcher and educator. Her work has been published in *Harrowsmith Magazine* and by Simon & Schuster and Harper Collins. McClelland & Stewart featured her illustrations in their best-selling *UP NORTH* nature series and in *The Canadian Encyclopedia*. Marta holds a Masters of Science in Biomedical Communications from the University of Toronto and Masters of Design from OCADU. She is currently collaborating with Queen's University and Providence Care Hospital in Kingston, researching novel art-based strategies for stroke rehabilitation.

John Shaw Rimmington spent many years specializing in restoring historic stone and brick buildings and eventually extended his focus to using stone in landscaping and building traditional dry stone walls. His expertise has developed from masonry practice and comprehensive research into traditional stonework in Britain, where he has worked with professionals associated with the Dry Stone Walling Association of Great Britain. He is the president of Dry Stone Walling Across Canada, (www.dswac.ca), an organization that offers instructional workshops for homeowners and landscape students on every aspect of dry stone construction. In 2004 he and members of the DSWAC built Springdale Bridge, a permanent 6 foot arched stone bridge in downtown Port Hope and in 2005 he collaborated with international dry stone artist Dan Snow to build a permanent stone ruin on the same site. In 2006 he initiated a unique project based on a book by Farley Mowat, where dry stone wallers from all over the world collaborated to build a permanent stone structure in the shape of a pre-Viking dwelling in Canada. He also designed and built the 12 foot high dry stone 'Cheese Wedge' at the Niagara Botanical Gardens. In 2012 he designed, organized and oversaw the building of the first double arched dry stone bridge in Canada at a private estate near Montreal, QC. thinking-stoneman.blogspot.ca

Michael Sheba has a B.Sc. in Chemistry from McMaster University and studied ceramics in Holland. Originally working in stoneware and porcelain, he has for over 30 years, been recognized for his innovative contemporary approach to Raku as well as development of clay bodies and glazes. His work has been exhibited in Canada, the US and Europe. He was a board member and committee chair for the OCC, and vice-president and exhibitions chair for Fusion. Winner of various awards and honours, he has been an instructor at Metchosin, the New Brunswick Craft School, Canadore College, St. Lawrence College, University of Toronto Faculty of Education, throughout Ontario, as well as in the US, Mexico and Turkey. He was also artist-in-residence at Millsaps College, Mississippi and Vitra Studio, Istanbul. His work is found in the Indusmin, Saks Fifth Avenue and Charles Bronfman corporate collections, Burlington Art Centre, and the Canadian Clay and Glass Gallery. Michael's work is published in *Raku: A Practical Approach*, *Hand-Formed Ceramics*, *The Ceramic Design Book*, *Ceramics: Mastering the Craft*, *Making Marks*, *Mastering Raku*, and *500 Raku*.

Brad Sherwood began working with glass as a student at OCAD University. Upon graduating in 1994 with a diploma in sculpture, he received an artist residency in the Glass Studio at Harbourfront Centre. He continues to develop his unique tools and methods for glass forming. Brad worked for several years as a scientific/industrial glassblower and has incorporated that knowledge into his art. He teaches Flameworking, Introduction to Hot Glass and Three Dimensional Design at Sheridan College. Also, Brad continues his love for fencing and archery while coaching for the City of Guelph.

Beth Showalter finds inspiration in colour, textiles, fibres, people, and history. She graduated from University of Western Ontario with Bachelor degrees in Fine Arts, Studio Honours and Education, and completed OHS Spinning Certificate Program in 2014. She has taught visual arts at the secondary school level since 2000 and also teaches spinning workshops. Beth enjoys experimenting, sharing ideas, learning new techniques, and being immersed in a variety of fibre arts.

Margot Snow is a Canadian artist with works exhibited in both private and corporate collections. Educated in fine arts at the Montreal Museum of Fine Arts and the University of Guelph, she has concentrated on watercolour painting since 1979 and has been teaching it since 1988. She brings life to common objects with her intense use of colour. Margot is featured in the 2013 *Artists of Muskoka* book. She is constantly exploring new and interesting variations of surfaces and textures to use with watercolours. Hence you will see her work on paper, canvas, birch board, and as watercolour egg tempera, collage, and mono printing. "Colour is the essence of my work - it is uppermost in my mind when I choose a subject and is what challenges and interests me most. Colour can change a viewer's mood, it can stimulate a feeling of peacefulness and well-being and, it can awaken a soul. www.facebook.com/margotsnowfineart

“

Colour is the essence of my work – it's what's uppermost in my mind when I choose a subject and is what challenges and interests me most.

MARGOT SNOW

Sherry Squires graduated with BMus and BMus Ed from Memorial University and has enjoyed a varied and fulfilling career. While in Newfoundland she taught private piano lessons, as well as elementary and secondary school, and was sought after as an accompanist and coach. In 1985, she moved to Toronto where she has worked as an accompanist, organist, teacher, vocal coach, music director for community theatre and conductor of a staff choir for the Bayer Company. In 1987, she started teaching at St. Christopher House, now known as West Neighbourhood House, where she now coordinates the music programs and conducts the choir, Toronto Song Lovers. She has also been the accompanist for the Jubilate Singers choir since 1986 and is founding member, arranger and music director for Daughters of the Rock, an a cappella trio of women whose mandate is to bring the folk music of Newfoundland to those outside the province.

NEW! **Janet Stark** loves to sew and create one-of-a-kind fashion items. She made her first coat at age 15 and has created hundreds since. Trained in Fashion Design and Tailoring, Janet taught in the Home Economics Department of Kemptville College and has many years of experience as a professional seamstress and craft artisan. As an adult educator, she enjoys sharing her knowledge and expertise with others in classes full of fun and humour! www.facebook.com/JanetsArtisanCoats

NEW! **Bill Stearman** has been a poor student, teacher, vice-principal, husband, badly-behaved son, father, grandpa, landscaper, farmer, shepherd, community living home-care provider, hospice volunteer, zoo volunteer, spinner, weaver, straight, gay, and a husband again. Now he tells his story with quilts. His quilts have been juried into national and international shows across North America. Bill's energetic, optimistic, positive, and passionate approach shines through in his work, his lectures and his workshops. billstearmanquilts.blogspot.com

Rob Stimpson is an internationally published, award-winning photographer who has photographed for Ontario Tourism, Ontario Parks and Parks Canada for many years. Among his notable accomplishments are: nomination and acceptance into the College of Fellows in the Royal Canadian Geographical Society; co-authoring *An Artists and Photographers Guide to Wild Ontario*; being part of the centenary celebration of Sir Ernest Shackleton's 1914 Trans-Antarctic Expedition; and being showcased by the Globe and Mail and Lexus, profiling the professional lives of nine individuals. He was recently profiled as one of Canada's top adventure photographers by Canadian Geographic in 2021. Drop by and visit his gallery, located just outside of Dwight, ON. www.robstimpson.com

NEW! **Rachel Tanner**, BSW, wholeheartedly believes in the power of using the arts to gain insight and understanding and build relationships, which is evident in the enthusiasm she brings to her role as an Expressive Arts Guide. She celebrates and shares the creative process in her work with children and adults of all ages and abilities, their families, those with mental health concerns, in her community, and in her pottery studio, where she often invites others to join her to create with clay. Her practice is rooted in the belief that creative experiences be inclusive and accessible to all. In addition to being an Expressive Arts Guide, Rachel has a vibrant independent facilitation private practice. In 2019, Rachel and Wendy Newbery partnered to form Stepping Stones Expressive Arts, offering diverse expressive arts experiences to individuals and groups.



Just tell a good story.

NORMAN JEWISON
(VIA HOPE THOMPSON)

Hope Thompson's art practice has grown to include independent filmmaking, playwriting and screenwriting; all from a background in drawing and painting. Her short films have been screened and broadcast internationally, and her plays have been produced in Toronto, Vancouver, and Los Angeles. She wrote on two seasons of CBC's *Baroness Von Sketch* show and is currently developing a series for OutTV. As an educator, Hope has taught at OCADU's Continuing Studies program, and at various artist-run centres. She is also co-host of the quarterly crime fiction reading series, *Noir At The Bar* - Toronto. www.hopethompson.net

Karen Thorn is a lifelong fibre artist. A six-time published knitwear designer (Cabin Fever Designs, 2007-2010), yarn studio/shop owner, custom yarn dyer, weaver, and sewing enthusiast. Her talents are widespread and she has taught in her studio/store for years, cultivating a unique capacity for colour sense and eclectic design possibilities. Karen attended Fashion Technique and Design at Sheridan College and is an award-winning graduate of the Fibre Arts Certificate Program at Haliburton School of Art + Design. www.fibrestudio.ca

NEW! **Joanna Turlej** graduated from OCAD University with an Honours degree and an Award of Excellence, followed by 25 years working as a fine artist and exploring various media. Since 2014 she has focused on paper collage, for which she has received numerous awards. Joanna has participated in Art Monaco, Human Rights? #H2O Exhibition, sponsored by UNESCO in Italy, and three times in The Artist Project, Toronto. She exhibits in juried exhibitions in Ontario and internationally and is an elected life member and President of CFS (Colour and Form Society).

Rosemary Vander Breggen is an Honours graduate of Studio Process Advancement at Fleming College and was the first Reclaim Resident Artist at HSAD in 2015. She spent seven years at Dundas Valley School of Art in Advanced Studio in Fine Art and also attended Sheridan College School of Design. Rosemary exhibits widely and is a published artist with work in international, corporate and private collections. She works primarily in the mediums of collage and paint, to which she has recently added sculpture and photography. @rosemarysart

Alice VanderVennen has worked as a professional artist since 1980. A child of immigrant parents who left war-torn Holland, she has used her art to capture stories of loss and hope, courage and strength. First trained as a sculptor, Alice now works in three-dimensional multimedia assemblage, participating in numerous exhibitions throughout North America. www.alicevandervennen.ca

NEW! **Suzie Vinnick**, a roots and blues singer transplanted in Ontario from Saskatoon, is a three-time Juno nominee, CFMA award winner, and a 10-time winner of the Maple Blues Award for songwriting, female vocalist, acoustic act, bass guitar and more. She has toured nationally with the Downchild Blues Band, Stuart McLean's The Vinyl Café, the John McDermott Band, and performed for Canadian Peacekeepers in Bosnia and the Persian Gulf. She was also the voice of Tim Horton's for five years. Her latest album is a full band R&B extravaganza entitled *Shake The Love Around*.

Heather Vollans explored many pursuits – paper-maché sculpture, furniture restoration, acrylic and oil painting, quilting, collage, and decoupage until eventually mosaic became her passion. She has been teaching indoor and outdoor mosaic for a number of years in her studio and at venues including Mohawk College in Hamilton, Glenhyrst Gallery in Brantford, schools in various school boards, as well as locations in Mexico, her native Australia, and Ireland. Heather created public art for the Children's Memorial Gardens, Brantford and has spearheaded a number of community and large-scale school projects. In her studio practice, Heather's mosaic work is mostly abstract. The combination of textures, working either harmoniously or disparately, is what fires her interest. She finds the process of experimenting with materials to be the most enjoyable and important part of the process. The value of using discarded or found objects for art is an essential tool in her teaching and her art practice. www.dawningdecorstudio.com Facebook.com/heathervollans Instagram.com/heathervollans

Victoria Wallace, a mixed media artist and artist-educator, has shown her paintings in galleries in Toronto, Mississauga, Peterborough, Cobourg, Haliburton, Warkworth, in art festivals, and through group and solo exhibitions across Ontario for over 35 years. Her work is held in private collections across Canada, the US, and Europe. She operated a successful mural and speciality paint finish company in Toronto for over 25 years, which worked on films, television commercials, in schools, and for public and private businesses. Victoria is an elected member of the Ontario Society of Artists, the Society of Canadian Artists, and a regular on the Kawartha Autumn Studio Tour. She is a Golden Artist Educator for Golden Artist Colors and an R&F Certified Encaustic Instructor with R&F Handmade Paints. In addition to HSAD, Victoria teaches at the Art Gallery of Peterborough, the Art School of Peterborough, Station Gallery, the York Artists' Guild, Humber College Assembly Hall, Lakefield College, with GoBoomerang online, and many other public and private arts and educational institutions. www.victoria-wallace.com

Scott Michael Walling is a multidisciplinary artist working at Haliburton School of Art + Design in many positions, including Coordinator of the Centre for Making. In this role he has the opportunity to learn and explore alongside other artists in a variety of mediums, using different processes, applications, and technologies. In addition to developing his artistic practice, Scott frequently teaches classes and workshops both at Haliburton School of Art + Design and in the community. Since completing the Photo Arts and Digital Image Design certificates at HSA+D, he is driven by creative passion and a desire to make and learn. He loves sharing that spirit and knowledge with others. www.wallingstudios.com

Susan Watson Ellis followed graduation from the University of Toronto with an apprenticeship to a German Goldsmith. In 1981, she opened Paradigm Designs, creating handcrafted jewellery that sold across Canada. Her work won recognition in 2000 as part of the Craft Ontario's "Looking Forward" exhibition, which was curated by the Victoria and Albert Museum in London, England and represented contemporary Canadian craft. She was also chosen to be part of their "Craft in the Making II" exhibition in 2003, their juried exhibition "Ontario Craft '07", and to be one of eight jewellers chosen to be part of their "8 X 10 Jewellery" exhibition series in 2012. Her work is part of the permanent contemporary Canadian silver collection at the Macdonald Stewart Art Centre in Guelph, Ontario and is available from her studio in Haliburton, at the Toronto One of a Kind Shows, the Craft Ontario Shop, and online at www.paradigmjewellery.com.

Katherine Wheatley has won numerous awards for composition, arranging, and songwriting. In addition to touring as a solo singer/songwriter, she is a member of the Toronto band "Betty and The Bobs", plays regularly in the hilarious and moving duo "Wendell and Wheat" and tours every winter with the trio "Boreal". She is a co-founder/facilitator of Women's Music Weekend and is in high demand for her innovative songwriting, singing, and music workshops. Katherine works as a singer and zodiac driver on board The MS Expedition as it plies the seas of Antarctica and the Norwegian Arctic. Acoustic roots with catchy melodies, arresting vocals, great guitar playing, lyrics that get you and that you get - these are all things that have been written about Katherine Wheatley's music. www.katherinewheatley.com

NEW! **Susie Whelehan**, a member of the League of Canadian Poets and runner-up in CBC's Canada Writes, is a reader, writer, seeker, sister, Aries, artist, mother, and wife. Her prose has been published by Novalis, Knopf, *The Globe and Mail* and *Toronto Star* and her scripts for *Radical Sheep* aired on YTV and PBS. Susie's favourite (as of yet) poetry collection, *The Sky Laughs at Borders*, was published by Piquant Press in 2019. Other poems are in anthologies, journals and friends' birthday cards. Susie facilitates Amherst Writers and Artists workshops wherever she is invited and online.

NEW! **Nagihan Zengin** enjoys creating and executing Turkish mosaic designs and pieces. Following years as a mosaic artist, she began sharing her knowledge and skill with students, teaching this unique art form.

Nora Zylstra Savage is the owner of Storylines, offering writing services and programs including writing coaching, substantive editing, writing workshops and retreats. She has been teaching memoir and creative writing since 1993. Nora has created and facilitated memoir-based intergenerational programs called Bridging the Gap for middle and high school students. Nora brings enthusiasm, humour and sensitivity to all her courses. www.story-lines.ca



A thing of beauty is a joy for ever.

JOHN KEATS

BEYOND THE STUDIO

Great opportunities to relax, enjoy, and explore during summer school!

■ Faculty Exhibition

An exhibition of faculty work will be present in the Great Hall for the duration of summer school.

■ Art Talks

Wednesdays • 4:45 to 5:45 pm

The Haliburton School of Art + Design sponsors a weekly free presentation open to all students, staff and public. Join us in the Great Hall. See page 74 for specific presentations.

■ Walk-About & Instructor Feature

Thursdays • 4:00 to 5:45 pm

Students, family, friends and community members are welcome to visit classrooms to see the work in progress and talk with the instructors. Instructor work will also be available to view on screen in the Great Hall.

■ Entertainment

Thursdays • 5:30 to 6:30 pm

Each Thursday evening you're invited to the Great Hall to relax and enjoy a free concert. See page 75 for specific entertainers.

COMMUNITY ARTS EVENTS

Haliburton Highlands has a thriving arts scene with activities, music, and events year round. Check out:

Haliburton Art & Craft Festival, see ad page 80,
railsendgallery.com/haliburton-art-and-craft

The Studio Tour – Haliburton Highlands, see ad page 80,
thestudiotour.ca

Haliburton Folk Society, haliburtonfolk.com

Haliburton Highlands Arts Council,
www.haliburtonarts.on.ca

Highlands Opera Studio, see ad page 80,
www.highlandsoperastudio.com

Highlands Summer Festival, see ad page 80,
www.highlandssummerfestival.on.ca

HSAD Faculty Art Auction, see ad below.

Stanhope Heritage Day, www.stanhopemuseum.on.ca

Tour de Forest Artisans Tour, see ad page 80,
www.haliburtontourdeforest.com

Winter Folk Camp, www.winterfolkcamp.net

Haliburton Sculpture Forest

Wrapped around the campus, the Haliburton Sculpture Forest is a unique outdoor collection of sculptures by Canadian and international artists. Unstructured and unscripted, the Sculpture Forest experience is ideal for families looking for an interesting outing, for those who enjoy outdoor trails, and for people looking for a unique artistic experience. See ad page 80.

Visit the Sculpture Forest anytime or join a free guided tour.

Full tours take place on Tuesdays from 10:00 to 11:30am and Curator's Choice tours are Wednesdays from 12:10 to 12:50 pm throughout July & August. Meet at the kiosk in the college parking lot.

The Haliburton School of Art + Design and Fleming College Advancement and Alumni Relations gratefully acknowledge the ongoing support of the faculty, staff, students, and friends who generously support this event.

This annual event has raised hundreds of thousands of dollars and, as a result, has had a remarkable impact on art, craft and design education.



*Apple Blossom by Rose Pearson
donated 2019*

**Admission is free
and all are welcome!**

**Live entertainment
during preview.**

Haliburton School of Art + Design

Faculty Art Auction

a fabulous annual event with a long history

There will be many unique works of art, all created and generously donated by artists who are members of the faculty at the Haliburton School of Art + Design. A number of Silent Auction items will also be available.

Thursday, August 11, 2022

**Haliburton Campus of Fleming College, Great Hall
Preview at 5:00pm • Auction at 7:00pm**

*Net proceeds from this event support Fleming College art students at the Haliburton Campus through the bursary program and innovative initiatives.
See page 79 for bursary details.*



Community of Making encourages digital learning and making in Haliburton County with STEAM (Science, Technology, Engineering, Art, Math).

The Community of Making is a cooperative project between Haliburton County Public Library, Haliburton School of Art + Design, 100.9 CANOE FM, Sticks and Stones Media, Haliburton Highlands Chamber of Commerce, and Haliburton Highlands Secondary School. This project provides Maker Space equipment and STEAM (science, technology, engineering, arts, and math) activities to Haliburton County. The idea is that no one organization can do this alone, so if we work together we can make something happen. We are all part of the Community of Making.

www.communityofmaking.ca

The Community of Making, at its core, is three spaces:

1. **Haliburton County Public Library** – any County branches where programs happen (eg/ Mini Makers), as well as equipment available in Dysart and Minden for graphic design, audio recording, and more.
2. **Haliburton School of Art + Design** – a maker space called the Centre for Making, which includes a laser cutter, 3D printers, vinyl cutter, plotter, CNC machine, and industrial embroidery machine.
3. **100.9 CANOE FM** – the Radio Hall provides recording opportunities for local musicians.

The Community of Making will keep evolving and changing. There's hope for expansion as more people and organizations want to get involved. It's less of a fixed thing and more of a movement – Haliburton County is Thinking it, Trying it, and Making it!

ART TALKS

4:45 to 6:00pm • Wednesdays • July 6 to August 10

Art Talks are held in the Great Hall of the Fleming Campus.

Friends, family and community members welcome.

Free!

Wednesday, July 6

The Group of Seven Route

With Rob Stimpson

Join Rob on a journey of many locations painted by the renowned Group of Seven. Through Destination Ontario, Rob was sent to photographically capture the Group of Seven Touring Route, a driving tour that explores Algoma's iconic landscape. This presentation starts in Algonquin Provincial Park and follows the Group's migration to Algoma. He will also touch on other locations, places such as Baffin Island, where some members of the group painted in the 1930s.



Wednesday, July 13

Contemporary Painting in the Digital Dark Age

with Andrew Rucklidge

Drawing from parallels in visual language between Mediaeval/Early Renaissance and contemporary painting, Andrew will look at the influence of digital culture on painting, with an emphasis on landscape.



Wednesday, July 20

I Will be Silent No More

with Bill Stearman

Bill struggled with storytelling as a way to make sense of his life for many years. And then discovered his voice in quilt making. Fabrics and carefully placed stitches express joy, anguish, hope, gratitude, and love, providing glimpses into deep and important stories. Stories that matter on personal and social levels. His quilts make bold statements and provoke thoughtful consideration of a variety of issues. "With the help of about 20 of my quilts I'll tell their stories ... my stories. I doubt that these quilts, and their stories, will remind you of your Grandmother's quilts."



Wednesday, July 27

Uncovering Colour

with Liz Pead

Liz Pead has been interested in colour since playing with rocks and sticks and leaves beside the lakes, rivers and trees in NB. The landscape and materials in the environment have always informed Liz's art practice. From the secret language of colour with its cultural contexts to the history of pigments, colour classification systems and chemical dyes used in textiles and painting - there's nothing about colour Liz won't read. This art talk focuses on her diggings into the history of colour and the current international trends of the art, design and science communities to pursue a universal colour literacy language.



Wednesday, August 3

UnStuck! Strategies for Staying Positive and Productive in the Studio

with Kal Honey

All artists experience creative ebb and flow in their work. In this presentation, artist and instructor Kal Honey will address the inevitable ups and downs of a creative life, sharing insights and strategies for dealing with some of the more common pitfalls of artistic process: getting creative again after a setback or time away, the importance of "failures", the pros and cons of perseverance, evaluating your work-in-progress, asking yourself the right questions, overcoming negative thoughts and more. In equal parts inspiring and reassuring, this talk is for anyone who's ever doubted their creative process and product.



Wednesday, August 10

Filling the Creative Well - Art, Craft and Design

with Debra Krakow

Like many artists, Debra Krakow immersed herself in creative work during the pandemic, delving further into painting, but also pottery, weaving, knitting and classical guitar. She'll talk about the cross-pollination that happens with so much on the go. She'll discuss the element of craft in her paintings, her quest for artistry in her craft work, and the importance of her design background to both. She'll show how her paintings have evolved since her early days as an architecture student, and how she keeps circling back to the same themes, but with new emphasis and intent.



PLEASE WELCOME TO THE STAGE

*Join us in the Great Hall, Thursdays 5:30 to 6:30 pm.
Our entertainment is suitable for all ages.*

Thursday, July 7

Gathering Sparks

You will come to listen, and walk away singing. Gathering Sparks is the graceful collision of Eve Goldberg and Jane Lewis — musical friends who blend tight harmonies, finely crafted songs, and a love of participatory singing to create an intimate and uplifting experience. Their inclusive approach embraces folk, pop, blues and gospel influences tastefully played on acoustic guitar, piano, accordion, and ukulele. With their infectious mix of styles and compelling vocal blend, Gathering Sparks has been making some big waves.

Eve Goldberg has lifted audiences across North America with her heartfelt and insightful songs and solid instrumental work. Her fluid vocals embrace all the styles she loves—folk, blues, country, bluegrass, old time, and jazz—with equal affection and mastery.

Jane Lewis has followed her love of words from the printing press to the spotlight with soul-bending lyrics, transcendent compositions, and crystal clear vocals. Her thoughtful piano and accordion playing, mastery of harmony, and upbeat presence add a sparkle to any stage.



Thursday, July 14

Andy Rush and the Choral Singers

Enjoy the power of the collective voice! A large group of people, many meeting for the first time just four days prior to becoming part of this choral group, will raise their voices together in song. It's extraordinary. Andy Rush's passion for performance and music motivates his singers and energizes large spaces! You'll witness and hear, but most of all you'll feel, the remarkable phenomenon of the collective voice.



Thursday, July 21

Nicholas Russell

Nicholas Russell is an accomplished guitarist, composer, music producer, and stringed instrument maker. With an Honours Degree in Music and private classical harmony tutelage, he works professionally somewhere within the crossroads of these disciplines. His musical style and knowledge spans genres, but his current explorations as a guitarist lie at the intersection of acoustic music, classic and contemporary jazz, and progressive rock. Numerous projects he has worked on have aired on national radio (CBC, Jazz FM, CFRU) and international television.



Thursday, July 28

Suzie Vinnick

Roots and Blues singer Suzie Vinnick is a three-time Juno Nominee, CFMA Award winner, and a 10-time winner of the Maple Blues Award for songwriting, female vocalist, acoustic act and more. Suzie has a voice you've heard a thousand times and one you'll never forget. It soars, it growls, it whispers, and it shouts from a deep well of emotion. The pure joy she exudes when she picks up that guitar is so worth the show. Suzie has toured nationally with Downchild, Stuart McLean's The Vinyl Café, the John McDermott Band, and she performed for Canadian Peacekeepers in Bosnia and the Persian Gulf. She was also the voice of Tim Horton's for five years. Suzie's latest album is a full band roots and blues extravaganza entitled Shake The Love Around.



Thursday, August 4

Katherine Wheatley

With offhand wit, vibrant lyrics and an infectious passion for performing, Katherine Wheatley has been captivating audiences everywhere she performs. According to the Toronto Star, she "turns pebbles of everyday life into dreamy mountains of song." It's an apt observation about this geologist-turned-songwriter. As she travels between shows on North America's highways, the landscape, as well as the characters she encounters on her travels, inspire her songs. She has an uncanny ability to take minor observations in life and find their soul. Warren Footz from SEE Magazine in Edmonton wrote "As a listener, it's hard not to sit back, close your eyes and watch the movie play. And man, can this serene red head ever play guitar." www.katherinewheatley.com



Thursday, August 11 (pre-auction) 4:45 to 5:45pm

Jason Fowler

Jason is a highly respected Toronto singer/songwriter, session guitarist and producer. He has released six independent CDs under his own name and has played on over 100 albums. In addition to his own successful solo career, Jason is also currently the Musical Director & Guitarist for renowned Irish tenor John McDermott, and has toured with him since 2001. Jason has played with a who's who of the Canadian roots music scene. A two-time winner at the Walnut Valley National Guitar Championships, in both the Fingerpicking and Flatpicking categories (a rare accomplishment), he is acknowledged as one of Canada's most gifted guitarists. He also holds a degree in Classical Guitar Performance from McGill University.



Registration Options



ONLINE

Visit hsad.ca, scroll down and click Summer/Fall Art Programs. Select your course and click through the easy-to-follow instructions.

This process confirms enrolment and payment. Please be sure to access your material list online as well. Simply click "Material List & Important Details" on the course information page you register from.

Online registration is unavailable for a small number of offerings.



PHONE

Register with your Visa or Mastercard.
1-866-353-6464 ext. 4
705-457-1680



MAIL

Send your registration details and full payment – cheque or money order only, payable to Fleming College.

HSAD, Fleming College
P.O. Box 839
Haliburton, ON K0M 1S0

Should you require further information, please call our office for assistance:

705-457-1680

Toll-free 1-866-353-6464 ext. 4

askus@hsad.ca

All fees are payable in Canadian funds. Unless otherwise indicated material fees are payable to the instructor on the first day of class.

Fleming College is committed to sustainable environmental practices. In an effort to conserve paper, your material list, map and detailed welcome letter will be accessible online (by May 1). Visit www.hsad.ca and search for your course name; there will be a link on that page (Material List & Important Details).

OPENING DATES FOR REGISTRATION

Spring & Summer courses... April 1
EXA individual courses within the 8-week program
if there is space... April 11
Fall courses... July 4


**REGISTER
ASAP!**

Waiting until the last minute
limits your choice of courses.

COVID-19 SAFETY PROTOCOLS

We are committed to providing a safe and healthy environment for all staff, instructors and students.

Fleming's Health and Safety team works closely with local public health units to ensure College protocols and practices adhere to all public safety guidelines. Fleming Safe, the college's extensive safety guideline, consists of multiple layers of safety protocols and, if required in the summer of 2022, will be implemented according to Public Health mandates.



Visit flamingcollege.ca/covid19 for details about campus safety protocols
or contact us at askus@HSAD.ca

Important Registration Information

Accommodation Information – Browse options at Places4Students - Property Listings. Additional accommodation information is available through the local tourism office at myhaliburtonhighlands.com. We suggest letting accommodation providers know about the school's two-week cancellation policy and asking if they can have the same.

Administrative Fee – All part-time HSAD course cancellations are subject to a \$25 administrative fee. If you cancel in writing any time up to 14 days prior to course start, you will receive a full refund, less a \$25 administrative fee. See below for full refund policy.

Age Requirements – All course names for our younger artists start with 'Kids,' 'Youth' or 'Teen,' depending on the age requirement. Kids: 5 (as of January 1, 2022) to 9 years, Youth: 10 to 13 years, Teens: 13 to 16 years, Adults: 17 years of age or older. Special consideration may be granted in certain circumstances.

Calendar Accuracy – The material in this calendar has been prepared in advance of the academic session to which it pertains. The information presented herein was the most current and accurate information at the time of printing. Fleming College reserves the right to make changes without further notice. For the most current information, please visit www.hsad.ca

Cancellation of Courses – Please see details as outlined in the Refund Policy section below.

Fees – Fees include HST and a part-time service fee is \$0.77 per course hour to a maximum of \$45 per course. Extra studio material costs are subject to tax and are included in the advertised fee.

Freedom of Information – All collection, use, disclosure, retention, and disposal of Records containing Personal Information, and all requests for access to the College's Records will be handled in accordance with the *Freedom of Information and Protection of Privacy Act* (FIPPA).

Harmonized Sales Tax (HST) – Where applicable, HST is included in the course fee listed.

Receipt – Your receipt will be mailed to you if you register by phone or mail. If you register online, the process confirms enrollment and payment.

Skill Levels – Courses are designed for the beginner to the advanced student, unless otherwise indicated. Limited class size allows for individual instruction at each level, providing maximum benefit to all students. Please be sure to check the experience recommendations indicated before you register for a course.

Tax Receipts – With the exception of the courses within the Expressive Arts program, these offerings are not credit courses and therefore not eligible for a tax receipt. Canada Customs and Revenue Agency (CCRA) dictates that a full or part-time course fee must exceed \$100, must be at a post-secondary level and the associated program must be greater than three consecutive weeks in duration to be eligible for a T2202A.



Your office staff is lovely.

DEBBIE NOILES

Material Lists

A list of materials needed for your course is accessible online. Visit www.hsad.ca, search for your course name then click the "Material List and Important Details" link.

Important details to check:

- Course name
- Course code and section number
- Instructor
- Date

These checks will ensure you are accessing the correct material list for your course.

This list will also indicate any material fees that will be payable to the instructor. Please check the status of your course if you are concerned about the investment in materials. Your material list can be mailed to you upon request.

REFUND POLICY

If We Cancel: When the college finds it necessary to cancel a course, a full refund of fees will be granted. Decisions on course cancellations are made two weeks prior to course start in order to provide fair notice to students and instructors. Notifications are made by telephone – be sure to give us an alternate number to call if possible. Should you wish to transfer to another course, every effort will be made to accommodate you, providing there is space. You will be contacted only in the event of cancellation. We cannot be responsible for travel or accommodation expenses.

Courses are non-transferable.

If You Cancel: All notifications of cancellation must be received in writing. If you cancel any time up to 14 days prior to course start, you will receive a full refund less a \$25 administrative fee. If you cancel later than 14 days prior to course start, there is no refund of fees. This policy applies in all circumstances due to our commitment to students and instructors two weeks prior to course start. Should you be able to attend a different course within the fiscal year, we would be happy to attempt to accommodate you.

Notification of cancellation can be emailed to askus@hsad.ca. Alternatively, our fax number is 705-457-2255 and is available 24 hours/day 7 days/week.

*No refunds, partial or whole, will be granted if we receive insufficient written notification.
It may take 2 to 4 weeks for refunds to be processed.*

FAQ 2022

What COVID-19 safety protocols are in place?

See page 76 for information about Fleming Safe, the college's extensive safety guidelines.

What are the ages for courses?

Kids: 5 (as of January 1, 2022) to 9 years

Youth: 10 to 13 years

Teens: 13 to 16 years

Adults: 17 years of age or older. Special consideration may be granted in certain circumstances.

Which bus service goes to Haliburton?

Tok Coachlines, formerly Can-ar Coach Service, has daily service from Toronto. tokcoachlines.com 1-800-387-7097

Is there a taxi service in Haliburton?

Hyland Taxi has 24-hour service, 705-457-1777

Where do people stay when they take a course?

Browse options at [Places4Students](https://Places4Students.com) - Property Listings.

Additional accommodation information is available through the local tourism office at www.mychaliburtonhighlands.com.

We suggest letting accommodation providers know about the school's two-week cancellation policy and asking if they can have the same.

Can I get art supplies there?

Art supplies will be available for purchase on-site Mondays and Wednesdays from July 4 to August 10, 2022. There are also limited art supplies available at local retail outlets.

Is my course a credit with Fleming College?

With the exception of the courses within the Expressive Arts program, the courses are non-credit. Weeklong adult summer courses went from being credits toward the Visual and Creative Arts diploma to being general interest, non-credit courses in the summer of 2018.

Will I get a tax receipt?

With the exception of the courses within the Expressive Arts program, these offerings are not credit courses and therefore not eligible for a tax receipt. Canada Customs and Revenue Agency (CCRA) dictates that a full or part-time course fee must exceed \$100, must be at a post-secondary level and the associated program must be greater than three consecutive weeks in duration to be eligible for a T2202A.

Can we get something to eat at the school?

Unless affected by increased COVID restrictions, modest food service (coffee, tea, muffins, juices, soups, salads, and daily lunch specials) will be available at the Fleming Campus during the summer program. There are vending machines with drinks and limited snacks located on campus and picnic tables will be situated around the property. Confirmation of food service at the high school outstanding at time of publication. There are several restaurant options in the village.

OPENING DATES FOR REGISTRATION

Spring & Summer courses... April 1
EXA individual courses within the 8-week program
if there is space... April 11
Fall courses... July 4

Can I bring my pet?

We're sorry but pets are not permitted in or on any of the school locations. Please do not leave pets in your vehicle.

How do I know if the skill level is right for me?

We do our best to indicate the skill level of instruction. If there is no indication, assume that it's suitable for beginners and those with experience. Please give careful consideration to the appropriateness of your course as it relates to your skill level as this will ensure a positive learning experience for all involved. We would be happy to assist you with any questions.

Is smoking allowed?

Smoking is only permitted in designated areas. Please ask for details when you're on site.

Can you help me with special needs?

Fleming College strives to accommodate individuals with special needs. Equal access is important to us. Students requiring special support while at the school should inform us upon registration. Self-identification is your responsibility. Please contact the school in a timely manner to enable us to make necessary arrangements. call (705) 457-1680 or TTY (705) 749-5521.

Is there a discounted fee for seniors?

We don't offer a senior rate for any of our courses, workshops or supplies.

How can I find out more about the local area?

Information about the Haliburton Highlands is available at www.experiencehaliburton.com and www.haliburtoncounty.ca



Check our website
for the latest information

hsad.ca

**REGISTER
ASAP!**

Waiting until the last minute
limits your choice of courses.

Bursaries & Awards

Haliburton School of Art + Design Art Auction Bursaries

Haliburton School of Art + Design offers bursaries of

- \$450 for one-week courses,
- \$750 for full-time certificate and diploma programs,
- \$600 for the Expressive Arts Certificate program, and
- up to \$250 for students in Kids', Youth & Teen courses (parent must be the applicant).

These bursaries are created through funds raised at the annual HSAD Art Auction.

We gratefully acknowledge our generous donors as well as the faculty, staff and friends of the Haliburton School of Art + Design for providing the works of art and organizational time for the annual Art Auction.

Haliburton School of Art + Design One-week Courses

Several bursaries are awarded to students studying full-time in both arts and non-art programs at the Haliburton School of Art + Design. (\$450 per)

Term: Spring, Summer & Fall

Application process: Contact Haliburton Campus for application. 1-866-353-6464 ext. 4 or 705-457-1680 or email askus@hsad.ca
Deadline: April 29, May 27, June 24 & July 22, 2022

Rose Baker Award

Awarded to a student at the Haliburton campus who is taking a summer course related to landscape painting and, demonstrates financial need. (\$500). Term: Spring, Summer, Fall
Eligibility for the award will be based on the following criteria:

1. Student must be enrolled in a summer program at the Haliburton campus that integrates outdoor painting. Preference will be given to a student in Landscape Painting – Working the Land (ARTS1540).

2. Student must demonstrate financial need
Contact Haliburton Campus for application.

Raymond Walters Visual Arts Award

Awarded to the student with the best grade/work produced in observational landscape drawing and painting, who is enrolled in the Drawing and Painting certificate course at Haliburton Campus. (\$500). Term: Fall

Eligibility for the award will be based on the following criteria:

1. Student must be enrolled in the Drawing and Painting certificate course at the Haliburton campus.
2. Student will have the best grade/work produced in observational landscape drawing and painting.

Contact Haliburton Campus for application.

Questions?

1-866-353-6464 ext. 4
705-457-1680
askus@hsad.ca

Apply for the following bursaries using the Financial Aid Office online fund application. Please refer to flamingcollege.ca/financial-aid/scholarships-and-bursaries for additional information and application details.

Haliburton School of Art + Design Full-time Programs

Several bursaries are awarded to students studying full-time in both arts and non-art programs at the Haliburton School of Art + Design. (\$800 per). Terms: Fall & Winter

CFUW Haliburton Chapter Student Bursary

Awarded to a female student in financial need enrolled full time in any program at the Haliburton Campus of Fleming College. (\$500). Term: Fall or Winter

Denis Cliff Endowed Bursary

Awarded to a student in financial need who is enrolled in the Visual Arts Fundamentals and Drawing Program at the Haliburton Campus. (\$450). Term: Fall

Donald Crump Endowed Bursary

Awarded to a full-time student in financial need enrolled in the Photo Arts Certificate Program at the Haliburton School of Art + Design. (\$420). Term: Fall

Kathleen Finlay Memorial Bursary

Awarded to a full-time student in financial need enrolled in the Visual & Creative Arts Fundamentals (Drawing and Painting) program. (\$560). Term: Fall

Carole and Don Finn Endowed Bursary

Awarded to a full-time student in financial need in the Arts Certificate/Diploma Program at the Haliburton Campus. (\$610). Term: Fall

Clark Guettel Memorial Student Bursary

Awarded to a full-time student in the Glassblowing Program at the Haliburton Campus. (2 @ \$540). Term: Winter

Haliburton Campus Staff Bursary

Awarded to a full-time student in financial need that is registered in a program that is offered at the Haliburton Campus. (\$1000). Terms: Fall, Winter & Spring

Janet Honsberger Endowed Bursary

Awarded to a full-time student registered in the Visual and Creative Art Diploma and/or any of the Arts certificate programs offered by the Haliburton School of Art + Design. (\$580). Term: Fall

Haliburton County Road Superintendents' Bursary

Awarded to two full time students who are residents of the County of Haliburton and are enrolled in one of the following courses Earth Resource Technician, Heavy Equipment Operator, Heavy Equipment Techniques, Geomatics Technician, Environment Technician, Resource Drilling and Blasting Technician. (3@ \$600). Terms: Fall, Winter

Haliburton Community Bursary

Awarded to a full-time student in financial need that is registered in a program that is offered at the Haliburton Campus. (\$450). Term: Fall

Details for funding available for full-time programs are available at flamingcollege.ca/financial-aid/scholarships-and-bursaries. Submission guidelines are subject to change, please check the College website to confirm all submission information prior to the start of your program or course.

Every attempt is made to ensure the accuracy of the information in our publications. The value of scholarships and bursaries are subject to change.

THE Studio TOUR

HALIBURTON HIGHLANDS

FIRST TWO WEEKENDS
OF OCTOBER

FOR DETAILS PLEASE VISIT
THESTUDIOTOUR.CA



explore haliburtonsculptureforest.ca

free admission.

open dawn to dusk.

40+ sculptures
in Glebe Park
Haliburton.



Photo: Jenn Watt

16th Annual



Summer Studio Tour

July 30–31, 2022 • 10am–5pm
12 studios • 23 artists

A road trip. An experience. An opportunity.

www.haliburtontourdeforest.com
tourdeforest1@gmail.com

ART AND CRAFT ALL SUMMER!

ART+CRAFT FESTIVAL
JULY 22, 23, 24

SHOPPING+SHOWS
AT RAILS END
OPEN TUES TO SAT



RAILSENDGALLERY.COM

THE ETHEL CURRY GALLERY



*Featuring the works of Canadian Artists
inspired by the Haliburton Highlands*

94 Maple Ave. Haliburton ON, Canada
info@ethelcurry.com 705.457.9687
www.theethelcurrygallery.com
f @ethelcurrygallery

HIGHLANDS OPERA STUDIO

VALERIE KUINKA General & Co-Artistic Director
RICHARD MARGISON Artistic Director



JULY 28 - AUGUST 29 / 2022

HEAR THE BEST EMERGING PROFESSIONAL
PERFORMERS IN MASTERCLASSES, CONCERTS
& FULLY STAGED OPERAS!

Eugene Onegin/Canadian Operas

INFO/BOX OFFICE 1-855-455-5533 HighlandsOperaStudio.com

HSE Highlands Summer Festival

705-457-9933
1-855-457-9933

Join us for our
2022 Season!



August 7-11, 2022



July 18-26, 2022



www.hilandssummerfestival.on.ca

Immerse yourself in one of our specialized 15-week certificates.



- Artist Blacksmith
- Ceramics
- Digital Image Design
- Drawing & Painting
- Fibre Arts
- Glassblowing
- Jewellery Arts
- Photography



hsad.ca





FLEMING

Haliburton School
of Art + Design



705.457.1680

Toll Free 1.866.353.6464 ext. 4

askus@hsad.ca

**297 College Drive
Box 839, Haliburton, Ontario
KOM 1S0**

Connect with us



hsad.ca

