

Course Calendar 2017



**Haliburton School
of Art + Design**
Fleming College



What Kind of Designer Are You?

The **INTEGRATED DESIGN** diploma program at the **HALIBURTON SCHOOL OF ART + DESIGN** is the place to find out.

Whether you're fresh out of high school...and haven't found the right post-secondary fit... or you're an empty nester, we will help you discover your inner designer.

Good design helps you to live positively and navigate the world around you. In our program, you'll learn what constitutes good design and how to integrate it into your life and studio practice.

In fact, we will give you all the creative thinking tools, problem-solving skills, and hands-on experience that you will need to design your own life.

Our kick-ass team of design professionals are passionate about helping you help yourself, so that you can help others through an integrated design approach.

We live in a multi/disciplinary, interdisciplinary and intergenerational world that requires us to know a little about a lot, so that we can better direct our future.

Design your future now. Apply today!
Classes begin September 2017.



Award-winning designer **Barr Gilmore** (RCA, MDes), is the coordinator and creative force behind the program. Former Studio Assistant to renowned art trio General Idea and Senior Design Associate at Bruce Mau Design, Barr has been a graphic, environmental graphic and industrial designer since 1996 with such clients as Gagosian Gallery, TIFF Bell Lightbox, Scotiabank Photography Award, Gardiner Museum, Design Exchange, Gershon Iskowitz Foundation and the Alberta College of Art + Design, amongst others. In 2005, he was inducted into the Royal Canadian Academy of Arts for Graphic Design and in 2011, he earned the Governor General's Academic Gold Medal, and his Master of Design from OCAD University.





The Recent High School Graduate



ANDREW JENNINGS, early 20s

*I didn't really know where I was going in life until I met some graduates of the **Integrated Design** Diploma program while taking HSAD's **Sustainable Building Design and Construction** Certificate last summer. I heard that the program allowed you to experiment with a lot of different materials and techniques while fostering a path towards self enlightenment through design. I signed up without hesitation and now I'm on a path toward real change.*

Andrew Jennings is a native Haliburtonian. After graduating high school in 2014, he studied Computer Game Development and Design at Carleton University. Realizing that he didn't feel passionate about his chosen field of study, he moved back home and spent a year figuring out his next post-secondary move. Andrew is doing his diploma in reverse—having completed his Certificate in Sustainable Building, he is now learning the fundamentals of design in **Integrated Design** and is doing his design thesis research into role playing (cosplay costumes and props) and Geek Culture, a field ripe with design potential. Follow him on Instagram **@andyjamings**.

The Empty Nester



DANA CHEER, mid 40s

*I came upon the HSAD when I was researching fabric and fibre art courses. I have always wanted to go to art school, but it wasn't until four years later that I revisited the website and found the new **Integrated Design** program. It sounded like it was designed just for me. The program really strives to pull the designer and creative thinker out of you while encouraging an in-depth exploration of yourself and what you are really capable of.*

Dana Cheer, a mother of two grown children, hails from B.C. via Shallow Lake in Western Ontario. She holds a Diploma in Marketing and Business and now an **Integrated Design Diploma** with a focus on **Sustainable Building Design and Construction** and **Ceramics**. Before coming to HSAD, Dana collaborated with a marketing team to design and implement health and beauty products for mass markets; and operated her own decorating business, Creative Interiors. She has worked in both public and private sectors. **Dana Cheer Design** is currently designing and making functional ceramic wares, concentrating on dinnerware to promote getting families back to the dinner table. Follow her on Instagram **@danacheerdesign**.

The Budding Interdisciplinary



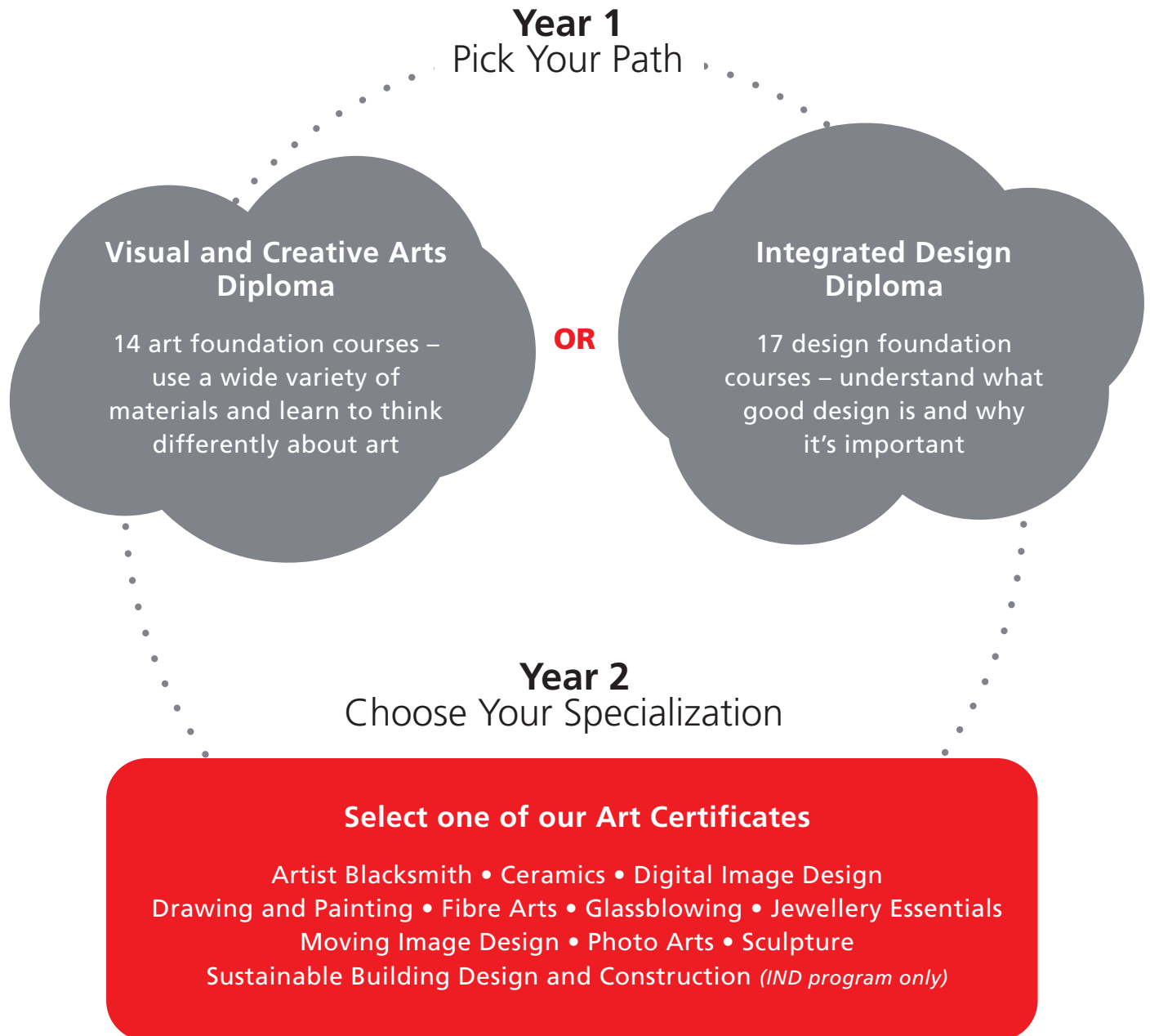
LAURETTA PETERS, mid 20s

*I was searching for Glassblowing programs across Canada and could only find a handful. While scanning the HSAD website, I started reading about the **Integrated Design** diploma program. It spoke to my interest in developing my own (glass) design business, so I thought, why not do both a diploma and a certificate... and so the journey began. Last fall I completed my **Moving Image Design** certificate and now I'm full-on **Glassblowing**... a dream come true.*

Laurretta Peters hails from Hanley, Saskatchewan. After graduating from high school, she joined Katimavik and travelled the country doing intensive full-time volunteer work for those less fortunate than herself. After completing her tenure, her inner 'flaneur' got the best of her, so she decided to hitchhike from Victoria to Newfoundland. In Edmonton, she got the "fire" bug and began her journey into fire performance, hooping and flamework. While in the **Integrated Design** program, Laurretta combined her interest in fire/hoop performance and glasswork and began her design business **Kaura Kreations** in earnest. Her dream is to create a mobile glass studio with which she can travel the country. Follow her on Instagram **@kaurakreations** and **@kaurahoops**.

Leaders in Art + Design Education

Our visual arts and design diplomas are different. Both incorporate strong foundation skills and hands-on material practices. Build a solid portfolio and take the next step to where you want to go—continuing education, setting up a studio practice, or designing your creative career.



For program details

hsad.ca

Welcome!

General Information	2
Courses and Programs	
Course Listings by Date	4
Expressive Arts – Ontario College Graduate Certificate	9
Expressive Arts Courses	10
Spring 2017	
Etobicoke	13
Peterborough	14
Toronto	15
Haliburton	17
Concentrated Study, Drawing and Painting	19
Summer 2017	
Haliburton	21
Fall 2017	
Kleinburg	66
Etobicoke	67
Peterborough	68
Haliburton	69
Visual and Creative Arts Diploma (VCAD)	72
Instructor Biographies	74
Bursaries	89
Entertainment – On Stage	90
Art Talks	91
Activities Schedule	92
Community Arts Events	92
FAQ	93
Registration Options	94
Sustainable Building and Construction	94
Important Information	95
Refund Policy	95



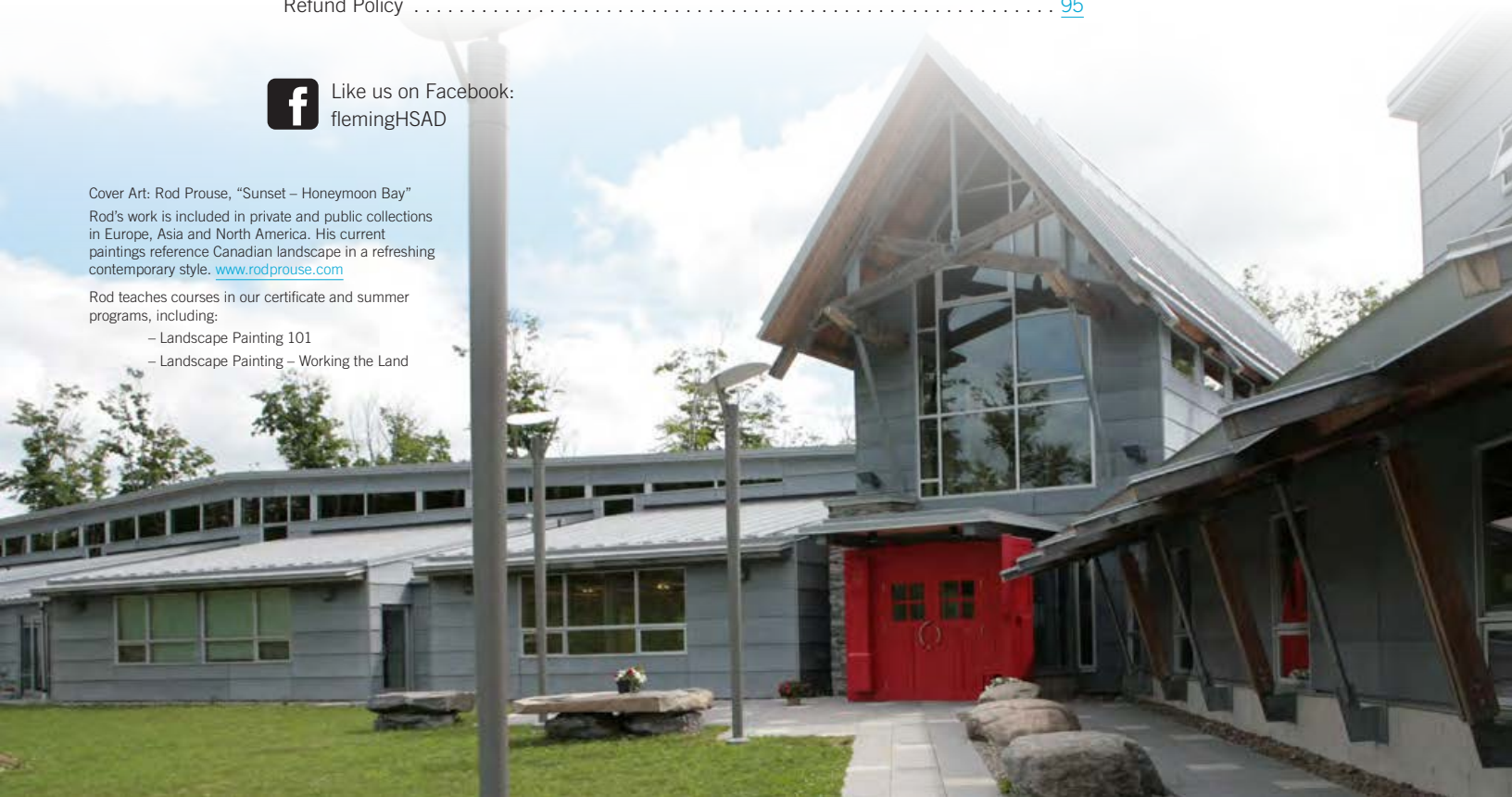
Like us on Facebook:
flemingHSAD

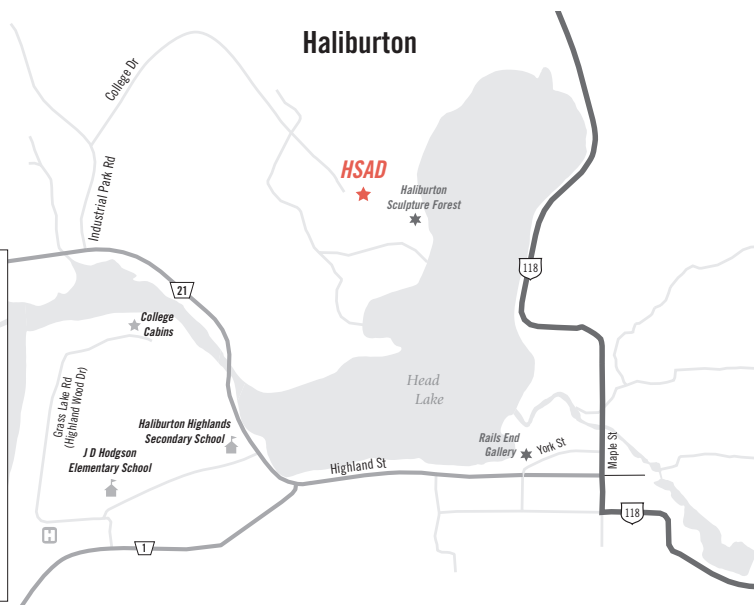
Cover Art: Rod Prouse, "Sunset – Honeymoon Bay"

Rod's work is included in private and public collections in Europe, Asia and North America. His current paintings reference Canadian landscape in a refreshing contemporary style. www.rodprouse.com

Rod teaches courses in our certificate and summer programs, including:

- Landscape Painting 101
- Landscape Painting – Working the Land





Art + Design Education Leaders

Haliburton School of Art + Design offers cottage country and city art experiences.

- Haliburton
- Peterborough
- OCAD University in Toronto
- McMichael Canadian Art Collection in Kleinburg
- Neilson Park Creative Centre in Etobicoke

Spring: Courses are held at Fleming's Haliburton Campus in the village of Haliburton and at the Sutherland Campus in Peterborough. Additional offerings are available at OCAD U in Toronto and Neilson Park Creative Centre in Etobicoke.

Summer: Courses are held in the village of Haliburton, just 2½ hours north of Toronto and 3½ hours west of Ottawa. Most are located at Fleming's Haliburton Campus and J. Douglas Hodgson Elementary School. Some classes are held at other venues within the village. A map featuring locations is available online and specific locations/room number of each course will be posted at the entrances of the Fleming Campus and JDH Elementary. Outdoor signage and staff members will also help direct you.

There is one course being offered in July at Neilson Park Creative Centre in Etobicoke.

In order to accommodate changing registration levels and specific needs, precise room locations are determined the Friday prior to the start of the course and are subject to change.

Fall: Courses will be held at Fleming's Haliburton Campus in the village of Haliburton, the Sutherland Campus in Peterborough, Neilson Park Creative Centre in Etobicoke, and the McMichael Canadian Art Collection in Kleinburg.

OPENING DATES FOR REGISTRATION

March 1	Spring and summer courses
March 27	Expressive Arts – part-time, spring program
June 1	OHS Level IV
July 4	Fall courses

DATES

The majority of courses are held in Haliburton in the summer months, with additional offerings in the fall and spring as detailed.

TIMES

Week-long courses: 9:00 am to 4:30 pm, Monday to Friday unless otherwise indicated. (Some courses are 6 days.)

Saturday workshops: 9:00 am to 5:00 pm

Saturday morning workshops: 9:00 am to noon

FEES

Week-long adult credit courses (5 days): \$350.09

Saturday workshops: \$108.40

Saturday morning workshops: \$46.46

Kids' courses: \$108.90 per week (half days)

Youth courses: \$213.53

Teen courses: \$238.12

Materials extra.

askus@hsad.ca

1.866.353.6464 ext. 3 or 705.457.1680

Fax: 705.457.2255

297 College Drive, Box 839,
Haliburton, Ontario K0M 1S0

Visual and Creative Arts Diploma (VCAD)

Investigate our unique and flexible options for earning a diploma in the visual arts. Choose the learning path that's right for you!

See [pages 72–73](#) for more information.

VCAD Credits: Within this calendar, foundation courses are indicated by a single asterisk (*), non-credit courses are indicated by a double asterisk (**), elective courses have no asterisk.

See [pages 72–73](#) for more information regarding the Visual and Creative Arts Diploma.



**Haliburton School
of Art + Design**
Fleming College



Dear Art Enthusiast,

Welcome to our 2017 Haliburton School of Art + Design summer calendar. This year is very exciting as it marks our 50th year delivering outstanding arts education in Canada. We look forward to welcoming over 2500 students through our doors this summer.

For over five decades, Haliburton School of Art + Design has offered an impressive selection of arts courses in all mediums, for students of every skill level.

We've come a long way since the fall of 1967 when we welcomed 53 students to five courses at a local lakeside lodge. Our first summer school, a program of nine offerings, was launched in 1969.

Today, we offer over 300 courses here in Haliburton and at our partner institutions, OCAD University in Toronto, and The McMichael Canadian Art Collection in Kleinburg. With our expert faculty and unique facilities, we are proud to provide you with creative opportunities unequalled elsewhere in the country.

Whether you are interested in courses such as blacksmithing, creative choral singing, glassblowing, or painting, you are sure to discover something interesting within these pages to spark your creative spirit. And while our facilities and programming have expanded since 1967, our class sizes remain small, ensuring you a personalized, hands-on art experience.

All of our adult week-long courses during the summer are credited, which means that not only are you adding a new or enhanced skill to your studio practice but you also leave with a college credit. This credit can be applied towards our Visual and Creative Arts generalist option diploma. Full details are located on our website, www.hsad.ca or by calling us directly at 1-866-353-6464 ext. 3.

After 50 years, HSAD is still the perfect place to create and we hope that you will join us for the celebrations this summer. I look forward to seeing you around the studio.

Yours in art,

Sandra Dupret, Principal
Haliburton School of Art + Design, Fleming College

Open House

Saturday, April 1, 2017 • 10 am – 2 pm

Experience what we have to offer!

- Talk to Fleming faculty, staff, and students, and tour our fabulous campus.
- See the studios, Great Hall, and classrooms.
- Get information about accommodation options, and visit the village of Haliburton.
- You may want to stroll through the Haliburton Sculpture Forest that surrounds the campus. See [page 92](#).

There will be another Open House in the fall.
Call us for the date if you are interested in visiting.

Fleming College

LEARN | BELONG | BECOME

- College President: Dr. Tony Tilly
- Campus locations in Peterborough, Lindsay, Haliburton, and Cobourg.
- 5,800 full-time students; 10,000 part-time students; 71,000+ alumni
- More than 110 full-time programs in Business and Justice, Environmental and Natural Resource Sciences, Fine Arts, Community Development and Health, Trades and Technology, and General Arts and Science
- More than 900 part-time courses are offered in evening sessions, week-long or weekend workshops, day classes, or online. The college's portfolio includes both career-enhancing programs and lifestyle and leisure courses.
- Fleming College, as a member of OntarioLearn, offers hundreds of online courses; this is a flexible option for students balancing a career, education, and personal commitments.

flemingcollege.ca

COURSE LISTINGS by date



**Haliburton School
of Art + Design**
Fleming College

hsad.ca

1.866.353.6464 ext. 3

OPENING DATES FOR REGISTRATION

March 1	Spring and summer courses
March 27	Expressive Arts – part-time, spring program
June 1	OHS Level IV
July 4	Fall courses

OTHER-THAN-HALIBURTON IN THE SPRING AND SUMMER

Peterborough

Saturday, May 6 (see page 14)

Drawing Basics Workshop	Helen McCusker
Felting – Surface Design Workshop	Heidi Hudspith
Image Transfer & Collage on Various Surfaces Workshop	Victoria Wallace
Malas, Mantras & Meditation Workshop	Linda Lee Purvis
Nocturne Workshop – Painting the Night	John Anderson
Power Painting Workshop	Steve Rose

OCAD U, Toronto

June 5 to 9 (see page 15)

Drawing: Line, Tone & Texture – Int./Adv.	Thomas Hendry
Figurative Abstraction in Acrylic	Brian Smith
Model in Motion	Joanna Nash
Photography – Urban Landscape	Lisa Binnie

June 12 to 16 (see page 16)

Concept, Content & Execution	Steve Rose
Mixed Media with Photos & Image Transfers	Kim Lee Kho
Model in Context	Joanna Nash
Pop Art	Kal Honey
Portrait Painting	Brian Smith

Neilson Park Creative Centre, Etobicoke

April 24 to 28 (see page 13)

Portrait Sketching & Development	Brian Smith
----------------------------------	-------------

July 10 to 14 (see page 13)

Expressionism – Power, Passion & Paint	Steve Rose
--	------------



Sutherland Campus, Peterborough



OCAD U, Toronto



Neilson Park Creative Centre,
Etobicoke

VCAD Credits: Within this calendar, foundation courses are indicated by a single asterisk (*), non-credit courses are indicated by a double asterisk (**), elective courses have no asterisk.

See [pages 72–73](#) for more information regarding the Visual and Creative Arts Diploma.

HALIBURTON IN THE SPRING

April 24 to 28 (see page 17)

Artistic Narrative Through Assemblage Kal Honey

May 1 to 5 (see page 17)

Drawing – An Introduction to the Basics Marta Scythes
Expressive Arts and Resiliency Markus Alexander

May 8 to 12 (see page 17)

Acrylics Brian Atyeo
Introduction to Expressive Arts Julie McIntyre
Iron Sculpture Open Studio Rene Petitjean
Quilting – Curves, Wedges & Wonky Log Cabins
. Maggie Vanderweir
Watercolour Basics & Beyond Marta Scythes

May 15 to 19 (see page 18)

Sculpture Fabrication III Rebecca Houston

May 29 to June 2 (see page 18)

Printmaking Fusion Otis Tamasauskas

Saturday, June 10 (see page 20)

Percussion Instruments Workshop John Proctor

June 19 to 23 (see page 20)

Mindfulness, Creativity & Spirituality within Expressive Arts
. Julie McIntyre
Professional Issues with the Expressive Arts Marylisa Ince
Stone Carving – Advanced Studio Practice John McKinnon

June 26 to 30 (see page 20)

Pencil, Pen & Ink Explorations Marta Scythes
Photoshop Michael Bainbridge
Stone Carving – Advanced Studio Practice John McKinnon

DRAWING & PAINTING – ADVANCED INDIVIDUAL STUDIES

May 15 to 19 (see page 19)

Painting – Advanced Individual Studies John Leonard

May 22 to 26 (see page 19)

Visual Arts – Advanced Individual Studies John Leonard

Expressive Arts Graduate Certificate

See [pages 9 – 12](#)

Full-time program: April 24 to June 16, 2017
Ask about our part-time option.

Introduction to Expressive Arts Julie McIntyre
Sandtray & Writing within Expressive Arts
. Verity Barrett & Julie McIntyre
Expressive Arts – Exploring Relationships
. Edward Hagedorn
Mindful Music & Movement in Expressive Arts
. Dorit Osher & Gary Diggins
Storytelling within the Expressive Arts Fay Wilkinson
Expressive Arts Modalities
. Robin McGauley & Julie McIntyre
Planning Expressive Arts Experiences Robin McGauley
Professional Issues with the Expressive Arts Marylisa Ince



HALIBURTON IN THE SUMMER

July 3 to 7 (see pages 21–26)

Acrylics & Mixed Media – Introductory and Intermediate.
. Annette Blady Van Mil
Acrylics, Collage, Yoga & Meditation Jill Segal
Creating Written Memoirs Nora Zylstra-Savage
Dry Stone Structures John Shaw Rimmington
Fundamental Drawing Charles O'Neil
Glassblowing and Glassblowing – Style & Form Andrew Kuntz
Indigo & Shibori Harriet Boon
Jewellery – Stone Setting: Beg/Inter/Adv Susan Watson Ellis
Kids' A Day at the Beach Toni Caldarone
Kids' Playful Planets Michele Karch Ackerman
Landscape Painting 101 Rod Prouse
Mindful Improv for Everyday Life Lisa Merchant
Musical Instrument Construction Philip Davis
Paint Like the Group of Seven Al Van Mil
Painting from the Model – Advanced John Leonard
Photography – Travel & Landscape Rob Stimpson
Pottery – Beginners April Gates
Printmaking – Screen Mono Printing Plus Michael Earle
Stone Carving Fly Freeman
Totem Carving Wayne Hill
Ukulele Ensemble I Eve Goldberg
Ukulele for Beginners Brenna MacCrimmon
Watercolour Painting – Advanced Art Cunanan
Youth/Teen Build Your Own Skateboard Deck and
Youth/Teen Build Your Own Skateboard Deck II Bryce Petersen
Youth/Teen Memory Keeping Hannah Strand

Saturday, July 8 (see pages 27–28)

Acrylic Non-Objective Abstract Workshop Fraser Radford
Expressive Painting Workshop Sue A. Miller
Felting – Intermediate Workshop Heidi Hudspeth
Glassblowing – Introductory Workshop Jake Raynard
Herbal Soaps, Salts & Soothing Salves Linda Lee Purvis
Jewellery – Silver Ring Workshop Susan Watson Ellis
Painting – Mixed Media Layers Workshop Holly Dean
Writing & Yoga Workshop Carol Anderson & Terrill Maguire

July 10 to 14 (see page 29–34)

3D Design Fundamentals Lisa Binnie
Cheesecloth Imagery on Fabric Mary Pal
Colour – An Interdisciplinary Primer Martha Robinson
Creative Choral Music Sherry Squires
Creative Choral Music II Andy Rush
Drawing with Ink & Colour Charles O'Neil
Expressionism – Power, Passion & Paint
(Neilson Park, Etobicoke) Steve Rose
Expressive Arts Through Voice, Body & Drama Play
. DeAnn deGrujter
Felting – Traditional & Contemporary Wet Techniques
. Susan MacDonald
Fibre Art Techniques Jan Anderson
Glassblowing and
Glassblowing – Surface Design Susan Rankin
Harp – Intermediate Maureen McKay
Intuitive Abstract Painting Sue A. Miller
Japanese Brush Painting I Cassandra Wyszowski
Jewellery Michael Letki
Kids' Life on the Farm Toni Caldarone
Kids' Metal Jewellery Arts Susan Watson Ellis
Landscape Painting – Working the Land Rod Prouse

The following courses and workshops are being offered in Haliburton.

Millinery – The Art of Hat Making Karyn Ruiz
Musical Instrument Construction – Int./Adv. Philip Davis
Oil Painting – Introduction to Plein Air John Anderson
Open Studio – Painting. V. Jane Gordon
Paint Like the Masters Matthew Mancini
Painting – Layered Mixed Media Holly Dean
Pastel Painting – Introductory and Pastel Painting – Intermediate
 Margaret Ferraro
Photographic Landscapes – The Big Picture. . . . Rob Stimpson
Pottery II Lisa Barry
Ukulele Ensemble II Eve Goldberg
Weaving: Basic Level I Laurie Allan Ungeitis
Writing That Resonates Ken Murray
Youth/Teen Animation Tammy Rea
Youth/Teen Stone Sculpting & Much More! Chaka Chikodzi

Saturday, July 15 (see page 35)

Fabric Printing – Irresistible Resists Workshop Gunnel Hag
Harmonica – Beginner Workshop Carlos del Junco
Image Transfer & Collage on Various Surfaces Workshop
 Victoria Wallace
Jewellery – Forged Bangle Workshop Todd Jeffrey Ellis
Paper Engineering: Pop Up Workshop Helen McCusker
Silver Clay – Introductory Workshop Sophia Tink
Wire Sculpture Workshop Charles O'Neil

July 17 to 21 (see pages 36–42)

Acrylic – Materials Exploration & the Artistic Voice
 Victoria Wallace
Artist Retreat: Yoga, Meditation & Drawing
 Sheila Miller & Liz Wilde
Book Art – Mixed Media, Painting & Binding Holly Dean
Bronze Casting – Introductory Stewart Smith
Copper Enamelling. Benjamin Glatt
Design & Print Your Own Fabric Gunnel Hag
Expressive Arts – Creative Connections Margaret Lorrie Beaton
Felted Wearable – Unique Surfaces & Techniques Diane Lemire
Free Motion Machine Embroidery. Sylvia Naylor
Glassblowing and Glassblowing II. Sheila Mahut
Harp – Beginner Maureen McKay
Japanese Brush Painting II and
Japanese Brush Painting III Cassandra Wyszowski
Jewellery Casting Michael Letki
Kids' Art Through the Ages. Hannah Strand
Kids' in Emily's World Michele Karch Ackerman
Life Drawing – Basics & Beyond Helen McCusker
Mosaics Annette Blady Van Mil
Open Studio – Painting. V. Jane Gordon
Papermaking, Manipulation & Experimentation
 Flora Shum, Annyen Lam & Angel Ho
Passionate Paint I and Passionate Paint II Al Van Mil
Portraiture – Drawing & Painting. Marta Scythes
Pottery – Hand Building, Paperclay & Personalized Decoration
 Lesley McNally
Songwriting Rita Chiarelli
Spinning – Intermediate Beth Abbott & Wendy E. Bateman
Tinsmithing – Basic Greg Pietersma
Travelling with a Sketchbook Nancy Newman
Water Media Explorations. Sherrill Girard
Weaving – Intermediate Ralph Johnston
Wire Sculpture Charles O'Neil
Woodcarving – Relief Neil Cox
Woodworking – Introduction. Fly Freeman
Youth/Teen Images & Words. Rebecca Reynolds

Saturday, July 22 (see page 43)

Embroidery Workshop Angel Ho
Encaustic & Photo Transfer Workshop Susan Fisher
Gems of Central Ontario Michael Bainbridge
Landscape Painting Workshop Matthew Mancini
Leather Basics Workshop. David Trotter
Mindfulness – Intro. Workshop (9am to noon) Sheila Miller
Woodcarving – Intermediate/Advanced Workshop. . . . Neil Cox
Zentangle® Workshop. Chari-Lynn Reithmeier

July 24 to 28 (see pages 44–49)

Acrylic Abstraction & Expressionism I. Gwen Tooth
Acrylics – Explore, Express, Experiment Kim Lee Kho
Artistic Explorations – Painting & Drawing. Jay Dampf
Bird Carving – Int./Adv. Bruce Lepper
Chainsaw Sculpture Robbin Wenzoski
Contemplative Photography – Looking & Seeing
 John McQuade
Creative Self Discovery Journal. Linda Lee Purvis
Creative Writing – Ignite Your Potential Nora Zylstra-Savage
Encaustic Mixed Media & Collage. Susan Fisher
Garden Art in Clay Paul Portelli
Guitar – Campfire & Beyond. October Browne
Jewellery – Off Loom Bead Weaving Vicki Sharp
Kids' Paper Maché. Gayle McIvor
Kids' Under the Sea Rebecca Reynolds
Landscapes – Real, Imagined & Altered Kal Honey
Negative Painting. Nancy Newman
Oil Painting – Plein Air Int./Adv. John Anderson
Painting – Power Tips from the Masters Yves Ameline
Plein Air Landscape Painting – Introductory Sam Paonessa
Portrait Sketching & Development Matthew Mancini
Pottery – Form & Function Scott Barnim
Printmaking – Woodcut Marta Scythes
Quilting – Improvisational Abstract with Mixed Media
 Albert Cote
Refreshed Décor–Chalk & Milk Paints, Waxes, Washes & Glazes
 Margot Miller
Silversmithing/Metalsmithing/Jewellery Open Studio
 Todd Jeffrey Ellis
Stained Glass and Stained Glass – Intermediate
 Wendy Ladurantaye
Watercolour Surfaces & Techniques Margot Snow
Wire Sculpture – The Human Form Charles O'Neil
Woodworking – Intermediate Kevin Graham
Youth/Teen Metal Jewellery Arts Susan Watson Ellis
Youth/Teen Movie Making Tammy Rea

*Bursaries and Scholarships
are available. See page 89.*

Saturday, July 29 (see pages 50–51)

Drum Making Workshop – African Talking Drum . . . John Proctor
Fun with Words & Paper – Bridging Generations Workshop
 Fay Wilkinson & Nora Zylstra-Savage
Glass Flamework Workshop Brad Sherwood
Jewellery – Sterling Silver Fold Formed Earrings Workshop
 Todd Jeffrey Ellis
Origami Workshop Angel Ho
Photography Workshop – Wildlife, Ecotravel & Landscape
 Lydia Dotto
Poetry Will Make You a Better Writer Workshop
 Catherine Graham
Printmaking – Woodcut Workshop Marta Scythes

July 31 to August 4 (see pages 52–56)

Acrylics – Glazing & Encaustic Effects Kim Lee Kho
Animals in Art Jay Damp
Beadwork Through the Ages Andrew Bullock
Bladesmithing Jeff Helmes
Contemporary Landscape Painting John Leonard
Creativity & Mindfulness Lisa Schmidt & Kate Kitchen
Drum Making & Rhythm John Proctor
Folk Music for all Instruments & Vocals . . . Katherine Wheatley
Glass Fusing, Slumping & Surface Decoration . . . Kirei Samuel
Kids' Design & Build with LEGO® Bricks Rob Gray
Kids' Suesserific! Rebecca Reynolds
Make-up FX & Character Design Rhonda Morley Causton
Mixed Media Stitchery Kate Carder-Thompson
Painting & Collage – Unconventional
 Rosemary VanderBreggen
Paper Manipulations & Collage Suzi Dwor
Photography – In Camera Elisabeth Feryn
Plein Air Landscape Painting – Int./Adv. Sam Paonessa
Portrait Painting Matthew Mancini
Pottery Throwing Camp – Int./Adv. Rene Petitjean
Printmaking – The Etched Image Anna Gaby-Trotz
Quilting – The Art Quilt Elaine Quehl
Silver Clay – Mould & Fire Sophia Tink
Watercolour Painting – Big Skies, Clouds & Landscapes
 Martha Robinson
Watercolour Painting – Experimental Kal Honey
Winter Moccasins & Buckskin Mittens Kielyn Marrone
Writing within the Expressive Arts Nora Zylstra-Savage
Youth Archery & Fencing Brad Sherwood
Youth/Teen Drama & Creative Art Expression . Gwendolyn Elliott

Courses for Kids, Youth and Teens

*All course names for our younger artists start with
'Kids,' 'Youth' or 'Teen,' depending on the age requirement.
See [page 95](#) for more information.*

August 7 to 11 (see pages 57–62)

Acrylics: Non Objective II Lila Lewis Irving
Basketry – Collect & Create Sheila Ziman
Blacksmithing Rene Petitjean
Conceptual Domestic Craft Michele Karch Ackerman
Creative Writing Ibi Kaslik
Decoy Carving – Contemporary Antique Style Ken Hussey
Drawing with Intuition Dagmar Kovar
Figurative Collage Rosemary VanderBreggen
Glass Flamework Tech. and Glass Flamework Tech. II
 Brad Sherwood
Jewellery – Chain Making: Beginner/Inter/Adv
 Susan Watson Ellis
Kids' Cartoons, Characters & Chaos Laurie Rockman
Kids' Handbuilding Pottery Lisa Barry
Landscape Painting – Large Format Ljubomir Ivankovic
Mixed Media Textile Assemblages Alice Vander Vennen
Mosaic Murals – Large Scale Installation Cristina Delago
Painting – Contemporary Methods & Meanings Andy Fabo
Painting – Discover Your Style Sandee Ewasiuk
Painting for Creative Renewal & Wellbeing
 Mary Intven Wallace
Photography – Technically Minded but Artistically Inclined
 Michael Bainbridge
Pottery – Naked Raku & Related Techniques . . . Michael Sheba
Printmaking – Japanese Papers & Beautiful Botanicals
 Stephanie Rayner
Quilting – Introduction Maggie Vanderweilt
SoulCollage® Julie McIntyre
Watercolour Painting – Advanced Art Cunanan
Watercolour Techniques – Basic Marta Scythes
Youth/Teen Fabric Printing Gayle McIvor

Saturday, August 12 & Sunday August 13 (see page 62)

Timber Framing – Introduction to Design Glenn Diezel

August 14 to 18 (see pages 63–64)

Anatomical & Life Drawing Marta Scythes
Contemplative Photography – The Way of Seeing
 John McQuade
Iron Sculpture Rene Petitjean
Leather – A Fresh Approach David Trotter
Planning Expressive Arts Experiences Julie McIntyre
Plein Air Colour & Light John Stuart Pryce
Pottery – Understanding Glazes Michael Sheba
Printmaking Fusion Otis Tamasauskas
Quilting – Log Cabin Renovations Judith Dingle
Timber Framing Glenn Diezel
Watercolour on Canvas Margot Snow

August 19 to 26 (see page 65)

OHS Spinning Certificate Program – Level I
 . . . Beth Abbott, Wendy Bateman, Harriet Boon,
 . . . Louise Jackson, Beth Showalter
OHS Spinning Certificate – Level IV
 . . . Beth Abbott, Wendy Bateman, Harriet Boon,
 . . . Mary Gryciuk, Louise Jackson, Julia Lee & Beth Showalter

August 21 to 25 (see page 65)

Youth/Teen Pottery Lisa Barry

OTHER-THAN-HALIBURTON IN THE FALL

McMichael, Kleinburg

September 4 to 8 (see page 66)

Contemporary Landscape Painting – Advanced II John Leonard

September 11 to 15 (see page 66)

Contemporary Landscape Painting – Advanced II John Leonard

Neilson Park Creative Centre, Etobicoke

October 2 to 6 (see page 67)

Figurative Abstraction in Acrylic Brian Smith

Peterborough

Saturday, October 21 (see page 68)

Critique & Implement Workshop Steve Rose
Encaustic & Photo Transfer Workshop Susan Fisher
Harmonica – Beginner Workshop Carlos del Junco
Landscape Painting Workshop Matthew Mancini
Nuno Felting Workshop Susan MacDonald
Percussion Instruments Workshop John Proctor
Watercolour Painting Workshop Marta Scythes

**REGISTER
ASAP!**

Waiting until the last minute
limits your choice of courses and
may cause disappointment.

See registration details on [page 94](#).

HALIBURTON IN THE FALL

October 23 to 27 (see pages 69–70)

Contemplative Photography – The Ways of Nature
. John McQuade
Expressive Arts in Palliative Care Julie McIntyre
Painting – Colour & Light Janine Marson
Painting Open Studio – All Skill Levels Harold Klunder
Totem Carving Wayne Hill
Watercolour Basics Marg McIntyre

Saturday, November 11 (see page 71)

Abstraction of Colour in the Landscape Workshop
. John Anderson
Chain Bracelet Workshop Susan Watson Ellis
Folded Metal Ornaments Workshop Todd Jeffrey Ellis
Malas, Mantras & Meditation Workshop Linda Lee Purvis
Nuno Felting Workshop Susan MacDonald
Pen, Ink & Watercolour Workshop Marta Scythes

www.hsad.ca

297 College Drive
P.O. Box 839
Haliburton Ontario K0M 1S0

askus@hsad.ca

705.457.1680

Toll free: 1.866.353.6464 ext. 3

 [flemingHSAD](#)

FULL-TIME PROGRAMS

Art Certificates

Immerse yourself in a studio experience – explore one of our ten 15-week art certificates.

- Artist Blacksmith
- Ceramics
- Digital Image Design
- Drawing & Painting
- Fibre Arts
- Glassblowing
- Jewellery Arts
- Moving Image Design – NEW
- Photo Arts
- Sculpture

Visual and Creative Arts Diploma (Haliburton Campus)

Investigate our unique and flexible options for earning a diploma in the visual arts. Choose the learning path that's right for you!

New Full-Time Programs

Graphic Design – Visual Communication September (Peterborough Campus)

Delivered at our campus in Peterborough, this is the only two-year Graphic Design advanced diploma program in Ontario. In this intensive, compressed program, three years of study is completed over a two-year period. Graduates are ready to start their graphic design careers in just 24 months.

Integrated Design Diploma September (Haliburton Campus)

This program will give you the fundamental design skills and critical thinking needed to become a successful designer in the 21st century. It's a one-of-a-kind, accelerated diploma program incorporating a hands-on approach to material culture, sustainability and fine craftsmanship.

Independent Studio Practice Post-Graduate Certificate May (Haliburton Campus)

This newly redesigned, unique studio program is designed for established artists and recent visual arts graduates to examine and further develop their art practice with the guidance of a team of professional faculty in a supportive, inspiring environment. Work from your own studio, or on campus.

Expressive Arts

Ontario College Graduate Certificate Program

Full-time Program Dates: Monday, April 24 to Friday, June 16, 2017



The Expressive Arts Certificate is an eight course Ontario College Graduate Certificate that can be achieved on a full-time basis by attending the eight-week intensive format program in the spring, or on a part-time basis by registering for individual courses. Individual course registrations, for up to four courses, will be considered in the eight-week program on March 27, 2017, dependent upon the program registration level and space availability. A limited number of additional courses are typically included in the summer program, providing additional options for part-time students. Please note, however, that the courses within the eight week spring program have a greater degree of security from the risk of cancellation due to insufficient registration.

Program Highlights

This certificate would be a helpful addition to the counselling, teaching, or ministry you currently offer others. As a teacher, artist, nurse, social worker, minister, or someone in another caring profession, you will benefit from knowing how to facilitate the development and transformation of the people in your care, through expressive arts.

Minimum Admission Requirements

Human service or arts diploma/degree. Students who do not meet the formal academic requirements may be considered by applying through an alternate mature student admissions procedure. Inquire for additional information.

Part-time students must submit official transcripts or be approved through the alternative admission process prior to attending class.

How to Apply

Full-time Domestic students must apply through Ontario Colleges. Go to www.ontariocolleges.ca

OCAS Code: EXA
College Code: SSFL
Campus Code: 4

You must submit your official transcripts of your diploma or degree in the arts or human sciences field of study.

Full-time International applicants must apply directly through Fleming College's International Student Office.
international@flamingcollege.ca

Part-time students register for individual courses within the full-time program or the summer schedule, through the Haliburton Campus. Official transcripts must be submitted prior to attending classes. Dependent upon the complete program registration level and space availability in the full-time program, part-time students can register on March 27, 2017, for up to four courses. When you have successfully completed the eight required courses inform the college, with a signed letter, that you wish to graduate.

Fees and Additional Costs

Domestic *\$1,836.37 for the intensive eight-week program plus a *\$160 material fee payable to the academic coordinator. Part-time students pay individual course registration fees of *\$350.09 plus a *\$20.00 material fee per course. (*Tuition and fees are subject to change.) Although this program is not OSAP eligible, there are bursaries available to students who qualify.

International *\$7,016.35 for the intensive eight-week program plus a *\$160 material fee payable to the academic coordinator. Part-time students pay individual course registration fees are *\$888.73 plus a \$20.00 material fee per course. (*Tuition and fees are based on Canadian dollar rates and are subject to change.)

THE CURRICULUM

Mandatory Courses

- Expressive Arts: Exploring Relationships
- Introduction to Expressive Arts
- Planning Expressive Arts Experiences
- Professional Issues with the Expressive Arts

Elective Courses

Please note that the elective courses are subject to change.

- Expressive Arts Modalities (Labyrinth & Mandalas)
- Mindful Music & Movement in Expressive Arts
- Sandtray & Writing within Expressive Arts
- Storytelling within the Expressive Arts

The following additional courses are scheduled during 2017:

- Expressive Arts and Resiliency with Markus Alexander, May 1 to 5
- Introduction to Expressive Arts with Julie McIntyre, May 8 to 12
- Mindfulness, Spirituality & Creativity in Expressive Arts with Julie McIntyre, June 19 to 23
- Professional Issues with the Expressive Arts with Marylisa Ince, June 19 to 23
- Expressive Arts Through Voice, Body & Drama Play with DeAnn deGruijter, July 10 to 14
- Expressive Arts – Creative Connections with Margaret Lorrie Beaton, July 17 to 21
- Writing within the Expressive Arts with Nora Zylstra-Savage, July 31 to August 4
- Planning Expressive Arts Experiences with Julie McIntyre, August 14 to 18
- Expressive Arts in Palliative Care with Julie McIntyre, October 23 to 27

Accommodation

College housekeeping cabins – There is limited shared accommodation in the school's housekeeping cabins on a first-come, first-served basis. Please note availability and costs are subject to change. Contact the Haliburton Campus for more information.

Cost: \$1,356.00 (HST included) for the full eight weeks of the full time program.

\$ 226.00 (HST included) per week for individual weeks.

A private accommodation list is available at:

flamingcollege.ca/school/haliburton-school-of-art-and-design#hsta-accommodation

EXPRESSIVE ARTS COURSES

To register for these courses you must meet the admission requirements for the EXA Graduate Certificate Program. Details available on [page 9](#).

Introduction to Expressive Arts^M

COURSE CODE ARTS112 SECTION 41
INSTRUCTOR Julie McIntyre
DATES April 24 – 28, 2017
FEE \$350.09 (+ \$20 material fee payable to coordinator)

"Sitting quietly, doing nothing, spring comes and the grass grows by itself." (Zenrin). When we provide the right conditions for ourselves, we open the door to growth. Tapping into our creativity provides a natural source of imagery and energy to use for healing and personal expression. This course will introduce you to the theory and practice of the expressive arts. If you are working in the human service field, you will learn about the applicability of visual arts, music, writing, movement and theatre to your work settings.

Sandtray & Writing within Expressive Arts^E

COURSE CODE ARTS2057 SECTION 41
INSTRUCTOR Verity Barrett & Julie McIntyre
DATES May 1 – 5, 2017
FEE \$350.09 (+ \$20 material fee payable to coordinator)

This course provides an introduction to the practice and theory of Sandtray-Worldplay Therapy and the application of journaling within Expressive Arts. These modalities give voice to the internal and external worlds of both children and adults. They are tools with which to explore, for example, issues of loss, abuse, and self-esteem and that can provide new perspectives on life experiences. Learning will be facilitated through the use of didactic, demonstrated and experiential methods. In the sandtray portion, all participants will build sandtrays as well as observe others, with ample opportunity for questions, discussion and feedback. Emerging from the sandtray section, you will gently move into journaling using various creative techniques of exploring the inner and outer worlds through writing, poetry, movement and art making. Learn to weave these modalities through each other to give them greater form and personal meaning. You are encouraged to bring any poems that are meaningful to you. This course will be of interest to professionals working with children and adults in educational, health, recreation or therapeutic settings.

Expressive Arts – Exploring Relationships^M

COURSE CODE ARTS91 SECTION 41
INSTRUCTOR Edward Hagedorn
DATES May 8 – 12, 2017
FEE \$350.09 (+ \$20 material fee payable to coordinator)

Successful completion of *Introduction to Expressive Arts* (formerly *Introduction to Expressive Arts Therapies*) is recommended prior to taking this course.

Explore various types of relationships and connections as you progress from working on self, to working in pairs, to working in groups, using expressive arts. Experiential, demonstrated, and didactic learning methods will investigate the depth and value of expressive arts and their power to deepen connections. You will be encouraged to take advantage of group connections to deepen your personal expressive arts experience, awareness and appreciation. There will be ample opportunity for practice, discussion and feedback using role playing of the client, the expressive arts practitioner, and the witness/observer.

As a teacher, artist, nurse, social worker, minister, or someone in another helping profession, you will benefit from knowing how to facilitate the development and transformation of the people in your care, through expressive arts.

The M or E beside the course name indicates whether the course is Mandatory or Elective toward the Expressive Arts Certificate.

These courses do not count towards Fleming's Visual and Creative Arts Diploma (VCAD).



Mindful Music & Movement in Expressive Arts^E

COURSE CODE ARTS774 SECTION 41
INSTRUCTOR Gary Diggins & Dorit Osher
DATES May 15 – 19, 2017
FEE \$350.09 (+ \$20 material fee payable to coordinator)

Mindful music – creating intentional soundscapes: Learn how to approach vocal or instrumental sounding as an improvisational practice that can be applied to various contexts: a group celebration, a ritual of loss, a community building event, or a deep listening meditation. Mindful music incorporates user-friendly instruments and allows individuals to express aspects of the human life through intentional soundscapes. We will explore sonic rituals that span from the jubilant to the ambient and engage participants as mindful collaborators.

Mindful movement – dance and somatics: Explore the body-mind connection and the wisdom and imagination of the psychological and sensory states that exist in the body. You will be introduced to a wide variety of approaches and techniques to experience the continuity and deep connection of the mind-body processes. Experiences of embodiment and the expressive potential of the body will be the predominant mode of expression while also allowing for multimodal approaches such as writing and image making. Instruction will culminate in a living arts performative experience of integrating personal narrative by engaging information from the body.



When we are present in our bodies, we are fuller in our relationship with ourselves and more connected to one another." ~ Dorit Osher

Storytelling within the Expressive Arts^E

COURSE CODE ARTS1220 SECTION 41
INSTRUCTOR Fay Wilkinson
DATES May 22 – 26, 2017
FEE \$350.09 (+ \$20 material fee payable to coordinator)

'A tale, however slight, illuminates truth.' Rumi Storytelling is an ancient modality, used since the dawn of time, to communicate, heal and transform. Through demonstrations, exercises and games, the power of fairytales, myths and legends will be explored and integrated into expressive arts experiences. Investigate ways to engage people in telling their stories metaphorically using story structures like the Hero's Journey. Practice amplifying the spoken word through, for example, visual art, movement, group telling, masks or puppets. Story selection and original story writing will also be explored.

Expressive Arts Modalities^E

COURSE CODE ARTS357 SECTION 41
INSTRUCTOR Robin McGauley & Julie McIntyre
DATES May 29 – June 2, 2017
FEE \$350.09 (+ \$20 material fee payable to coordinator)

Labyrinths and mandalas are ancient and powerful tools to centre, strengthen, and help us move out into the world. They have also been used for contemplation, ritual, initiation, celebration and personal spiritual growth. Centering exercises with breath, movement, colour, sound and words will lead you into the creation of a personal mandala, combining the ritual mandala of the East and the self-exploratory/expressive mandala of the West. Experiencing the labyrinth will provide further opportunities for self-exploration and expressive arts applications. Instruction will be of interest to professionals working with children and adults in educational, health, recreation or therapeutic settings. Participants will also explore the practices of labyrinth and mandalas as powerful tools for self-care as expressive arts practitioners and facilitators.

Planning Expressive Arts Experiences^M

COURSE CODE ARTS171 SECTION 41
INSTRUCTOR Robin McGauley
DATES June 5 – 9, 2017
FEE \$350.09 (+ \$20 material fee payable to coordinator)

Successful completion of Introduction to Expressive Arts (formerly Introduction to Expressive Arts Therapies) is recommended prior to taking this course.

This course will teach you to plan and lead expressive arts experiences for others. Instruction will address a broad spectrum of expressive arts experiences as well as present the theoretical tools for assessing what type of experiences might be appropriate for various individuals and populations. You will learn how music, movement, visual, and narrative arts can promote self-awareness and personal growth with various populations. There will be opportunities to experience leadership in the non-judgmental atmosphere of the student group.

Professional Issues with the Expressive Arts^M

COURSE CODE ARTS183 SECTION 41
INSTRUCTOR Marylisa Ince
DATES June 12 – 16, 2017
FEE \$350.09 (+ \$20 material fee payable to coordinator)

Successful completion of Introduction to Expressive Arts (formerly Introduction to Expressive Arts Therapy) and Expressive Arts: Exploring Relationships (formerly Exploration of Therapeutic Relationships) is recommended prior to taking this course.

It is important to recognize the parameters of utilizing expressive arts within the bounds of one's training experience. How does one handle situations that are beyond the scope of our professional practice? What are the needs of cultural and racial minorities which can be appropriately integrated into the expressive arts? How do we handle burnout creatively? This course will cover ethical and professional issues which may arise as a result of using the expressive arts.



I believe that the ability to be creative is inherent in every human being and our creative expression is directly linked to our sense of wellbeing and satisfaction with life." ~ Marylisa Ince

Fleming College and The Create Institute

Fleming College is pleased to be affiliated with The Create Institute in Toronto, Ontario (formerly International School of Interdisciplinary Studies).

The Create Institute is a certificate-granting, registered private career college offering training in intermodal expressive arts therapy. Students who graduate from The Create Institute can apply their credits toward a MA degree in Expressive Arts Therapy at the European Graduate School in Switzerland www.egsuniversity.ch.

Graduates of Fleming's Expressive Arts Certificate program will be granted the following should they choose to continue studies at the Create Institute:

- Credit for 100 studio hours in the CI program
- The distinction of "Arts Specialization" on their CI certificate

www.thecreateinstitute.org

In an effort to increase access for part-time students, the following EXA courses are scheduled concurrently with or immediately following courses within the full-time 8-week program. Registration for these four courses opens on March 1.

To register for these courses you must meet the admission requirements for the EXA Graduate Certificate Program. Details available on [page 9](#) and at www.hsad.ca.

MAY 1 TO 5, 2017

Expressive Arts and Resiliency^E

COURSE CODE ARTS2217 SECTION 41
INSTRUCTOR Markus Alexander
DATES May 1 – 5, 2017
FEE \$350.09 (+ \$20 material fee payable to EXA program coordinator)

Resiliency has often to do with dexterity of response. In thinking about working cross-culturally, we examine how cultures interface. However, in acting with awareness, cross-culturally, we step into responding and interacting. The arts aid in supporting response rather than reaction and in interaction rather than isolation. Instruction is designed to provide a working knowledge of how to facilitate a multi-modal approach to expressive arts and resiliency, fostering meaningful creative expression to increase personal and collective well-being.



This resource oriented, arts-based and body centered work has the ability to touch an individual or community deeply, creating lasting change for the better. The work is impactful in a gentle and deep way. I've been facilitating expressive arts work for 30 years and I still find it exciting, energizing and most especially, nurturing. ~ Markus G. Scott-Alexander

MAY 8 TO 12, 2017

Introduction to Expressive Arts^M

COURSE CODE ARTS112 SECTION 42
INSTRUCTOR Julie McIntyre
DATES May 8 – 12, 2017
FEE \$350.09 (+ \$20 material fee payable to instructor)

"Sitting quietly, doing nothing, spring comes and the grass grows by itself." (Zenrin). When we provide the right conditions for ourselves, we open the door to growth. Tapping into our creativity provides a natural source of imagery and energy to use for healing and personal expression. This course will introduce you to the theory and practice of the expressive arts. If you are working in the human service field, you will learn about the applicability of visual arts, music, writing, movement and theatre to your work settings.

JUNE 19 TO 23, 2017

Mindfulness Creativity & Spirituality within Expressive Arts^E

COURSE CODE ARTS2196 SECTION 41
INSTRUCTOR Julie McIntyre
DATES June 19 – 23, 2017
FEE \$350.09 (+ \$20 material fee payable to instructor)

It is strongly recommended that students have taken Introduction to Expressive Arts (formerly Introduction to Expressive Arts Therapy and Expressive Arts – Exploring Relationships (formerly Exploration of Therapeutic Relationships)).

Essential to wellbeing, the interconnectivity of mindfulness, spirituality and creativity will be explored through expressive arts experiences in this reflective, contemplative and creative course. Through meditation, guided visualization, art making, movement, sound and writing, you will work both indoors and out in the natural world to connect to self, community, spirit and nature to develop a personal practice of the contemplative and creative, centred self. Sometime will be spent in silent reflection while walking, writing or making art. This course will appeal to those who are searching for a deepened connection to a self-care practice and to those who are working with caregivers or populations who could benefit from the principles and practices.

Professional Issues with the Expressive Arts^M

COURSE CODE ARTS183 SECTION 42
INSTRUCTOR Marylisa Ince
DATES June 19 – 23, 2017
FEE \$350.09 (+ \$20 material fee payable to EXA program coordinator)

Successful completion of Introduction to Expressive Arts (formerly Introduction to Expressive Arts Therapy) and Expressive Arts: Exploring Relationships (formerly Exploration of Therapeutic Relationships) is recommended prior to taking this course.

It is important to recognize the parameters of utilizing expressive arts within the bounds of one's training experience. How does one handle situations that are beyond the scope of our professional practice? What are the needs of cultural and racial minorities which can be appropriately integrated into the expressive arts? How do we handle burnout creatively? This course will cover ethical and professional issues which may arise as a result of using the expressive arts.



ETOBICOKE

NEILSON PARK CREATIVE CENTRE, ETOBICOKE ONTARIO



The following courses will be held at the Neilson Park Creative Centre in Etobicoke.

APRIL 24 TO 28, 2017

Portrait Sketching & Development

COURSE CODE ARTS326 SECTION 41
INSTRUCTOR Brian Smith
DATES April 24 – 28, 2017
FEE \$350.09
LOCATION Neilson Park Creative Centre, Etobicoke

This exciting and in-depth portraiture course will develop your ability to capture the likeness of any model. Starting from a simple anatomical understanding of the elements of the face through to proportion and expression, you will be challenged to look for and isolate the unique features that identify each of us. As well as posing for each other, you will complete a self-portrait and also work with a professional model. Works by a variety of artists will be discussed throughout the course. Each student will be asked to participate by sitting for a few short portrait poses during the course.

JULY 10 TO 14, 2017

Expressionism – Power, Passion & Paint

COURSE CODE ARTS1689 SECTION 41
INSTRUCTOR Steve Rose
DATES July 10 – 14, 2017
FEE \$350.09
LOCATION Neilson Park Creative Centre, Etobicoke

Expressionism is a very unique approach and experience in artistic movements. It is an artistic force that is intense and highly personal. Essentially expressionism offers an opportunity to paint with subject matter but the overall feeling is one where the emotion is more important than the accurate depiction of objects. Content will range from portraits, to landscape, human and animal forms, to still life – all super charged with profound energy and impact. Instruction is ideal if you crave a freer attitude in your work and/or want to step outside your own creative comfort zone into a different realm.



PETERBOROUGH

FLEMING COLLEGE SUTHERLAND CAMPUS, PETERBOROUGH, ONTARIO

The following workshops will be held at the Sutherland Campus in Peterborough.

SATURDAY, MAY 6, 2017

Drawing Basics Workshop**

COURSE CODE ARTS2280 SECTION 49
INSTRUCTOR Helen McCusker
DATES May 6, 2017
FEE \$108.40 (+ \$10 material fee payable to instructor)
LOCATION Fleming College Sutherland Campus, Peterborough

Suitable whether you are an absolute beginner or would like a refresher, instruction will provide the visual tools needed to get started on the road to good drawing practices. Through tried-and-true exercises for drawing proficiency, learn to master drawing techniques, explore a variety of media, and find new ways of seeing and thinking about drawing in an inclusive and intensive environment. Work with expressive line, blind drawing, tonal values and learn to use visual tools such as sighting for proportion and angle. Instruction will include demonstrations and examples of all techniques and exercises, as well as positive feedback in a supportive environment.

Felting – Surface Design Workshop**

COURSE CODE ARTS2306 SECTION 49
INSTRUCTOR Heidi Hudspith
DATES May 6, 2017
FEE \$108.40 (+ \$20 material fee payable to instructor)
LOCATION Fleming College Sutherland Campus, Peterborough

Enhancing the surface of a felted piece provides a wealth of creative possibilities. Explore some of these options using both needle and wet felting techniques to build embellishments, create relief, and embed resists.

Image Transfer & Collage on Various Surfaces Workshop**

COURSE CODE ARTS2305 SECTION 49
INSTRUCTOR Victoria Wallace
DATES May 6, 2017
FEE \$108.40 (+ \$20 material fee payable to instructor)
LOCATION Fleming College Sutherland Campus, Peterborough

Discover creative, efficient, and dramatic methods for successful acrylic image transfers onto your artworks. From acrylic skins to instant image transfers, learn the best ways to apply them; from collage to mixed media and more. Emphasis will be placed on exploring applications onto a variety of surfaces, including gessoed Masonite, wood, raw canvas, and Plexiglas. This workshop is suitable for beginners to professional artists.



I felt empowered to let go of my inhibitions and I produced art that I'm thrilled with! What a fun, inspiring & educational day. ~ Megan Cole

Malas, Mantras & Meditation Workshop**

COURSE CODE ARTS2276 SECTION 49
INSTRUCTOR Linda Lee Purvis
DATES May 6, 2017
FEE \$108.40 (+ \$60 material fee payable to instructor)
LOCATION Fleming College Sutherland Campus, Peterborough

Malas are beaded necklaces that have gained much attention of late, with the duality of their Zen-trend style and function. With origins in Tibetan culture, where they are used as a tool for meditation, these beautiful strands double as striking fashion accessories. The necklaces are typically made with 108 main beads – usually gemstones, wood, seeds, or a combination thereof, plus a keystone 'mountain' bead that defines the beginning and end of the strand. Sometimes additional marker beads are added at specific intervals. Malas are popularly worn as a necklace, or held in the hands for meditative practice. In addition to making your own personalized mala, you will make and embellish (with seed beads), an accompanying pouch in which to store and protect it. A 'mantra' is a single word or phrase that is repeated silently during meditation, keeping the mind focused and unencumbered. You will learn about mantras and how to work with them, and then create your own for a sample meditation with your newly finished mala. This workshop aims to blend intention, creativity, and relaxation into a meaningful practice that you can return to at any time. The project and the process are all innately designed to aid with calming the mind through the repetitive process of: bead-work while making the mala; contemplation of a personal mantra; and piecing all component together to perform a mindful practice meditation.

Nocturne Workshop – Painting the Night**

COURSE CODE ARTS2279 SECTION 49
INSTRUCTOR John Anderson
DATES May 6, 2017
FEE \$108.40 (+ \$10 material fee payable to instructor)
LOCATION Fleming College Sutherland Campus, Peterborough

Canadian art has a great tradition of night paintings. Night light is different, night colours are different, and the mood of the nocturnal landscape is far different than anything in daylight. Explore these ideas and complete a painting using the night landscape as your subject.

Power Painting Workshop**

COURSE CODE ARTS2290 SECTION 49
INSTRUCTOR Steve Rose
DATES May 6, 2017
FEE \$108.40
LOCATION Fleming College Sutherland Campus, Peterborough

This workshop will focus on strong colour, bold composition, and the dynamic energy of contemporary acrylic painting. The process of vision-to-execution will be based on individual attention in regard to materials, concept, and technique, in consultation with the instructor.

TORONTO

ONTARIO COLLEGE OF ART AND DESIGN UNIVERSITY, TORONTO



The Haliburton School of Art + Design is pleased to be affiliated with the Ontario College of Art and Design University (OCAD U). Enjoy this urban perspective and experience from an exciting downtown location, around the corner from the Art Gallery of Ontario, and within walking distance of numerous galleries, museums, and theatres.



Fleming College and OCAD U have a transfer agreement that enables some graduates to apply for admission to second year of one of three OCAD University studio Program Majors. Applicants must meet grade criteria.

The following courses will be held at the Ontario College of Art and Design (OCAD) University in Toronto.

JUNE 5 TO 9, 2017

Drawing: Line, Tone & Texture – Intermediate/Advanced

COURSE CODE ARTS2291 SECTION 41
INSTRUCTOR Thomas Hendry
DATES June 5 – 9, 2017
FEE \$350.09 (+ \$5 material fee payable to instructor)
LOCATION OCAD U, Toronto

This course is not suitable for beginners. Basic drawing experience is required.

Expand and refine your drawing toolkit. Skills and perceptions will be sharpened in this exploration of a range of wet and dry drawing media. With a focus on representational drawing, this course is centred on examining three aspects of the drawing process: use of line; creating a range of values (shading); and creating textures through different sorts of mark-making. An assortment of drawing media: pencil, charcoal, pen, ink and water-soluble pencils – will be investigated, with an emphasis on working more monochromatically (black and white). Demonstrations and ample practice time will enable the implementation of a variety of drawing approaches including direct drawing, wash drawing, and additive/subtractive drawing. Still-life setups, reference imagery, and working with a life model will provide a broad range of forms, shapes and textural possibilities. Discussions and visuals will address some relevant contemporary and historical artists.



I have taught art courses for nearly two decades and the pleasure for both student and teacher when ideas 'click' never gets old for me.
~ Thomas Hendry

Figurative Abstraction in Acrylic

COURSE CODE ARTS1168 SECTION 41
INSTRUCTOR Brian Smith
DATES June 5 – 9, 2017
FEE \$350.09
LOCATION OCAD U, Toronto

This course is not suitable for beginners

With intermediate-to-advanced level instruction, this course will develop your ability to abstract from the human form, see shapes in the figure more clearly, develop more satisfying compositions that include the draped and undraped body, and develop a looser, freer approach to painting the figure.

Model in Motion

COURSE CODE ARTS2269 SECTION 41
INSTRUCTOR Joanna Nash
DATES June 5 – 9, 2017
FEE \$350.09
LOCATION OCAD U, Toronto

This course is not suitable for beginners. Instruction is at an intermediate/advanced level and previous life sketching experience is required.

Exercises will produce numerous quick, loose, individual or connected gestural sketches to be used as references for a future composition. Explore the preparatory processes of designing a figurative artwork through critical viewing, selecting, and discarding a multitude of gestural resource sketches. Speed and unconventional tools will be used for intense periods of sketching to shake off habitual visual responses to the life model. Be prepared for a physical, experimental class that does not focus on a 'finished' outcome, but rather, on creating the visual resources needed for a more developed work. Resulting sketches will be examined critically during one-on-one instructor feedback as well as in discussion with the group. Different technical possibilities will be explored using wet and dry media, lots of inexpensive paper, and a variety of found and conventional tools. This is an excellent opportunity for challenging and energetic artistic explorations leading to the beginning of a design.

The Model: In Motion and Context

Model In Motion is the first of a potential cumulative two week experience for preparation of a figurative artwork. This course can be taken independently but was conceived, optimally, as the precursor to the Model in Context course scheduled for June 12 to 16.

Photography – Urban Landscape

COURSE CODE ARTS1542 SECTION 41
INSTRUCTOR Lisa Binnie
DATES June 5 – 9, 2017
FEE \$350.09
LOCATION OCAD U, Toronto

Large cities offer an amazing variety of locations for shooting dramatic urban landscape photographs. Enjoy field trips within Toronto, each offering a different set of opportunities to exercise technical and creative photography skills. An introductory presentation, daily instruction and reviews, outings, and a gallery visit comprise the learning opportunities. The course will conclude with each participant selecting and touching up a selection of photos from the week to be presented to the group for feedback and discussion. You are required to provide your own digital camera equipment and, where possible, equipment manuals. Please be prepared to walk for a couple of hours at a time: comfortable footwear and appropriate clothing for the environmental conditions are necessary.

JUNE 12 TO 16, 2017

Concept, Content & Execution

COURSE CODE ARTS2292 SECTION 41
INSTRUCTOR Steve Rose
DATES June 12 – 16, 2017
FEE \$350.09
LOCATION OCAD U, Toronto

This class is not suitable for beginners.

This mentoring opportunity provides dedicated studio time to indulge ideas and immerse yourself in your art practice. Helpful dialogue and constructive critiques will advance your work within a creatively charged environment. Each class will begin with a brief informal lecture on a particular artist or movement and progress from there through exercises and/or projects. Through creative process and discussion of vision-to-execution, emphasis will be placed on individual attention in regard to medium, concepts, content, and technical mastery.

Mixed Media with Photos & Image Transfers

COURSE CODE ARTS2288 SECTION 41
INSTRUCTOR Kim Lee Kho
DATES June 12 – 16, 2017
FEE \$350.09 (+ \$50 material fee payable to instructor)
LOCATION OCAD U, Toronto

This course is not suitable for beginners.

Re-energize your painting and mixed media, and give it a more contemporary flavour by exploring methods of integrating photography and image transfers. Working directly with photographs, learn various image transfer methods – what they're good for, when to use which, and how to work with them creatively. In a combination of structured exercises and personal exploration, you'll layer, distress, work into, and interfere with your mixed media and images to better integrate and reveal contrasting visual material. Work with and against the rectangle, enriching your work with meaning and association. Suited to most levels, including advanced, but some previous art-making experience is required.

Model in Context

COURSE CODE ARTS2270 SECTION 41
INSTRUCTOR Joanna Nash
DATES June 12 – 16, 2017
FEE \$350.09
LOCATION OCAD U, Toronto

Please note: This course is not suitable for beginners.

Instruction is at an intermediate/advanced level and previous life sketching experience is required. Slow, reflective, and planned, this course provides an opportunity to develop your skills of observation, memory, integration, transformation, and invention as inspired by the human figure. In the mornings the model will pose in context (nude/clothed, indoors/outdoors) for the whole group. In the afternoon, each student will have one-on-one time to direct the model in individual poses pertinent to their composition(s). Reference sketches from the Model in Motion course, if attended, can be incorporated and used for narrative ends or pushed in more abstracted directions. Explore designs on a small and intimate scale, in a series, or in single in-depth compositions. Technical possibilities are explored through group discourse and one-on-one critical feedback from the instructor.

The Model: In Motion and Context

Model In Context is the second of a potential cumulative two week experience for preparation of a figurative artwork. This course can be taken independently but was conceived, optimally, as the sequel to the Model in Motion course scheduled for June 5 to 9.

Pop Art

COURSE CODE ARTS2286 SECTION 41
INSTRUCTOR Kal Honey
DATES June 12 – 16, 2017
FEE \$350.09 (+ \$25 material fee payable to instructor)
LOCATION OCAD U, Toronto

Text in art, repetitive elements, incorporation of the popular imagery of mass culture – all attractive elements of Pop Art. Learn more about the artists, thoughts, and processes that made Pop Art, and discover how its legacy is still influencing contemporary art. Through examination of Pop Art master-works, exercises designed to help you apply their methods and concepts, and the discussion of your own art, develop both your understanding of Pop Art's lasting relevance and numerous ways for you to incorporate its thinking into the art you're making today. The emphasis of this course is hands-on: it's designed to be fun, challenging and encourage your personal artistic development.



Portrait Painting

COURSE CODE ARTS579 SECTION 41
INSTRUCTOR Brian Smith
DATES June 12 – 16, 2017
FEE \$350.09
LOCATION OCAD U, Toronto

Please note: This course is not suitable for beginners. Painting experience is required to participate.

This exciting will develop your ability to capture the likeness of any model in any opaque paint medium. You may work in any opaque paint medium (gouache, acrylic, water- soluble oils, and traditional oils without solvents) that you are comfortable with. Starting with an understanding of composition, value studies and monochromatic paintings, you will advance to expressive paintings of the model in a full palette. Works by a variety of artists will be discussed throughout the course.



HALIBURTON

HALIBURTON SCHOOL OF ART + DESIGN, HALIBURTON, ONTARIO

APRIL 24 TO 28, 2017

Artistic Narrative Through Assemblage

COURSE CODE ARTS1425

SECTION 41

INSTRUCTOR Kal Honey

DATES April 24 – 28, 2017

FEE \$350.09 (+ \$20 material fee payable to instructor)

The intention of this course is to provide an opportunity to explore creativity and express ideas through the use of a variety of found and low-tech materials. Basic skills and concepts will be introduced but playfulness, experimentation and narrative will be stressed as opposed to skills and specific techniques. The materials will be utilized as an artist's tool rather than a means of developing a particular element of craftsmanship. Contemporary relevance, parallel references and personal interests will be researched, discussed and presented as you investigate your place within the context of current practice.

MAY 1 TO 5, 2017

Drawing – An Introduction to the Basics

COURSE CODE ARTS307

SECTION 41

INSTRUCTOR Marta Scythes

DATES May 1 – 5, 2017

FEE \$350.09 (+ \$2 material fee payable to instructor)

Begin or further develop your drawing skills in an encouraging, non-threatening environment. By immersing yourself in the fascinating discipline of drawing you will produce realistic images, personal interpretations, and expressive work. Learn many rendering techniques and processes while considering the elements and organizing principles of design. Become familiar with the properties, brands and uses of a range of drawing materials while studying a variety of subjects, including the human figure. Perspective and traditional composition as applied to an array of subjects will be studied and incorporated into project work. The objective is to increase your observation skills while building confidence to explore and develop a personal style and direction.



MAY 8 TO 12, 2017

Acrylics

COURSE CODE ARTS1

SECTION 41

INSTRUCTOR Brian Atyeo

DATES May 8 – 12, 2017

FEE \$350.09

Explore the versatility and radiant colour of acrylics while developing your painting skills. A variety of techniques and styles will be explored and practiced in a supportive environment. Instruction will consist of demonstrations, individual attention and group discussions. Learn to apply colour, value, and composition theory via teacher led projects or your own choice of subject and style as you create original works of art.

Iron Sculpture Open Studio

COURSE CODE ARTS2177

SECTION 41

INSTRUCTOR Rene Petitjean

DATES May 8 – 12, 2017

FEE \$442.68 includes \$92.59 material fee

This course is not suitable for beginners.

This course is an excellent opportunity to challenge, explore, and expand upon your iron sculpture skills. The learning environment is an independent open studio format that is suitable for individual subject matter and style of approach. Expand your visual language, technical skills, and artistic vocabulary in a safe and highly creative environment. Instruction will encourage creative design and content, as well as effective execution of your ideas. There will be ongoing personal and group critiques as well as daily discussion of advanced techniques and processes. There may be an additional material fee, depending upon project.

VCAD Credits: Within this calendar, foundation courses are indicated by a single asterisk (*), non-credit courses are indicated by a double asterisk (**), elective courses have no asterisk.

See [pages 72–73](#) for more information regarding the Visual and Creative Arts Diploma.



Quilting – Curves, Wedges & Wonky Log Cabins

COURSE CODE ARTS1171 SECTION 41
 INSTRUCTOR Maggie Vanderweit
 DATES May 8 – 12, 2017
 FEE \$350.09

Learn to make quilts with unusual, organic, spontaneous shapes in this fun, empowering, hands-on workshop. Discover how to cut and sew effortless, quick and graceful curves, weird wedges, triangles and many varieties of logs to build cabins with. You will also learn how to put these irregular shapes together in a way that will forever free you from the tyranny of the straight line and predictable shape. You can choose to make quilt tops of any size using any combination of the techniques.



There is no better fun to be had than exploring your creative gifts and learning the skills to express yourself. Haliburton is the place to go!
 ~ Maggie Vanderweit

Watercolour Basics & Beyond

COURSE CODE ARTS1184 SECTION 41
 INSTRUCTOR Marta Scythes
 DATES May 8 – 12, 2017
 FEE \$350.09 (+ \$2 material fee payable to instructor)

Discover the beauty of the wonderful medium of watercolour. In an easy, relaxed class atmosphere, you will learn the basics and more advanced methods of watercolour painting through demonstration and practice. Painting techniques and processes, colour theory and mixing, and elements of design will be introduced and incorporated into step-by-step exercises. Attention to lighting, value and contrast will be emphasized. Basic drawing tips and the role of the pencil for producing successful paintings will be discussed. Atmospheric perspective will be studied and applied to a variety of subjects. With newfound skills you will be encouraged to explore your own style, facilitating individual direction and interpretation of chosen subjects. Instruction is suitable for all skill levels.

MAY 15 TO 19, 2017

Sculpture Fabrication III

COURSE CODE ARTS1065 SECTION 41
 INSTRUCTOR Rebecca Houston
 DATES May 15 – 19, 2017
 FEE \$350.09 (+ \$35 material fee payable to instructor)

This course, which investigates the processes around working with non traditional sculpture materials, is one of a series of three courses where students will be introduced to the basic tools and techniques for cutting and assembling three- dimensional structures. These assemblages will incorporate both additive and subtractive methods. Mechanical processes for the use of fasteners and adhesives, as well as surface treatments, will be specific to the material in each course. Structural integrity and formal design will be examined with examples and studio projects using both linear and planar elements. Technical exercises will develop a greater appreciation of, and sensitivity towards, material properties: a critical part of both the creative and crafting processes. Safety practices in the studio will be emphasized including proper use of power tools, and control or elimination, of airborne particles, and potential chemical hazards.

MAY 29 TO JUNE 2, 2017

Printmaking Fusion

COURSE CODE ARTS2211 SECTION 41
 INSTRUCTOR Otis Tamasauskas
 DATES May 29 – June 2, 2017
 FEE \$350.09

Waterless lithography (siligraphy) will be demonstrated step-by-step and utilized to print imagery during this course. Instruction will include aluminum plate preparation for drawing, plate processing and printing, photographic transparency creation and exposure, image development, inking in black and white or colour, and digital and photographic processes enabling photographic printing. Discussions and consideration will include the relevance of these processes in book art. Choose to navigate an individual direction or rely on guidance to establish your narrative. This course does not include stone lithography. Please refer to the material list for additional costs.

We're pleased to welcome back invited lecturer and visiting artist, Otis Tamasauskas.





CONCENTRATED STUDY

DRAWING & PAINTING – Advanced Individual Studies

We are pleased to offer this opportunity for personal and professional growth as you immerse yourself in a deeper investigation of drawing and painting. With an emphasis on conceptual as opposed to technical investigations, learning will consist of facilitated discoveries resulting from interactions between all artists – students and instructors alike. Experience dialogue on a professional to professional level with your instructor and understand that differences of opinion are not only accepted but viewed as learning tools. These shared interests and exchanges will contribute significantly to your development as an artist. To maintain academic rigour and provide an effective learning environment, admission is subject to assessment of suitability.

Previous students of these courses are approved for participation and will not be required to engage in the detailed application and approval process again.

Please submit the following information by April 6, 2017:

- Colour images of work (minimum of 6)
- Artist statement and biography
- C.V. including complete exhibition record
- Details of relevant visual arts training and/or experience and related aesthetic experience if applicable
- Your personal and professional goals as well as your reasons for wanting to attend

Digital files will not be accepted.

Mail to: HSAD, Fleming College
Box 839, Haliburton, ON K0M 1S0
Attention: Shelley Schell

Register for the courses you are interested in as soon as possible. Registrations are accepted prior to determination of acceptance. Full refunds will be issued if an application is deemed unsuitable.

Feasibility of courses will be determined two weeks in advance of course start.

These courses are offered in Haliburton.

These courses are not suitable for beginners. Participants should be engaged in professional activities such as exhibiting, teaching, lecturing and/or adjudicating. Detailed assessment guidelines are available upon request. Participation requires the completion of a post-secondary arts program or the equivalent experience. Admission is subject to assessment.

Painting – Advanced Individual Studies

COURSE CODE ARTS914 SECTION 41
INSTRUCTOR John Leonard
DATES May 15 – 19, 2017
FEE \$350.09

With an emphasis on conceptual as opposed to technical investigations, this course will provide an opportunity to expand your visual language, painting skills, and visual arts literacy. Instruction will encourage you to confront your own creative processes such as imagery, content, ideas, and manner of execution as you explore the painting medium of your choice. Individual attention and group dialogue will address your body of work, personal questions and challenges.

Visual Arts – Advanced Individual Studies

COURSE CODE ARTS915 SECTION 41
INSTRUCTOR John Leonard
DATES May 22 – 26, 2017
FEE \$350.09

With an emphasis on conceptual as opposed to technical investigations, this course will provide an opportunity to expand your visual language, painting skills, and visual arts literacy. Instruction will encourage you to confront your own creative processes such as imagery, content, ideas, and manner of execution as you explore the media of your choice. Individual attention and group dialogue will address your body of work, personal questions and challenges.



Always absolutely outstanding. Rigorous, rich learning yet loads of fun. How does he do it? A true educator. ~ Rhoda Payne

SATURDAY, JUNE 10, 2017

Percussion Instruments Workshop**

COURSE CODE ARTS2163 SECTION 41
INSTRUCTOR John Proctor
DATES June 10, 2017
FEE \$108.40 (+ \$85 material fee payable to instructor)

This workshop is ideal for drum circle facilitators, sound and expressive arts practitioners, music teachers, camp counsellors, youth and adult education workers, and anyone who would like to build a variety of percussion instruments. Build drums, rattles, shakers, a thunder tube, and didgeridoo from recycled and found materials. Many other homemade instruments as well as decorating options will be discussed.

JUNE 19 TO 23, 2017

Stone Carving – Advanced Studio Practice

COURSE CODE ARTS1806 SECTION 41
INSTRUCTOR John McKinnon
DATES June 19 – 23, 2017
FEE \$350.09

This course is not suitable for beginners

This course is an excellent opportunity to challenge, explore, and expand upon your sculpting skills and personal art practice. The learning environment is an independent open studio format with individual guidance and instruction. You will be encouraged to consider the more philosophical aspects of expression in stone, and your personal relationship with this idea. Emphasis will be placed on aesthetics, composition, and development of style. Preference of material for this course is marble. You are invited to bring works in process and/or stone can be arranged through the instructor. Please refer to the material list for details.

JUNE 26 TO 30, 2017

Pencil, Pen & Ink Explorations

COURSE CODE ARTS1491 SECTION 41
INSTRUCTOR Marta Scythes
DATES June 26 – 30, 2017
FEE \$350.09 (+ \$2 material fee payable to instructor)

Suitable whether you love to draw from the natural world or the imagination, instruction will provide an immersion in the discipline of drawing. Through a series of exploratory exercises, learn graphite and ink drawing techniques, wash applications, and dry pigment painting to produce rich black and white images on a variety of supports. Analyses of light and shadow and resulting contrasts of value will be central to achieving intriguing images. Historical and contemporary references will be introduced for inspiration and critique. A variety of subjects will be studied but you will be encouraged to work from the imagination and to abstract chosen subject matter. The intent is not only to develop technical skills, but to foster risk taking and build confidence in order to use drawing as an integral part of everyday life.

Photoshop

COURSE CODE ARTS1752 SECTION 41
INSTRUCTOR Michael Bainbridge
DATES June 26 – 30, 2017
FEE \$350.09

Basic Windows skills are essential and required. Photoshop itself is practically identical on both Mac and PC, however, so program instruction is applicable to both platforms.

This course is intended for and taught using the full-version of Photoshop CS5 but may also be suitable for Photoshop Elements users (lite version) as nearly all of the tools and practical techniques are transferable. There is no instruction given in the use of Elements specifically, however. Ansel Adams said, "The negative is comparable to the composer's score, and the print to its performance". The ability to digitally manipulate images provides vast opportunities ranging from simple correction of imperfections to highly artistic applications and results. Restore, enhance, or completely alter an existing image. Learn the basics of choosing appropriate file types and options for web and print, and complete digital manipulation techniques using advanced tools including selective application of effects and filters, and layers. Taking photographs is not part of the instruction – please bring your own digital images.

Stone Carving – Advanced Studio Practice

COURSE CODE ARTS1806 SECTION 42
INSTRUCTOR John McKinnon
DATES June 26 – 30, 2017
FEE \$350.09

This course is not suitable for beginners

This course is an excellent opportunity to challenge, explore, and expand upon your sculpting skills and personal art practice. The learning environment is an independent open studio format with individual guidance and instruction. You will be encouraged to consider the more philosophical aspects of expression in stone, and your personal relationship with this idea. Emphasis will be placed on aesthetics, composition, and development of style. Preference of material for this course is marble. You are invited to bring works in process and/or stone can be arranged through the instructor. Please refer to the material list for details.



JULY 3 TO 7, 2017

Acrylic, Collage, Yoga & Meditation

COURSE CODE ARTS1500 SECTION 41
INSTRUCTOR Jill Segal
DATES July 3 – 7, 2017
FEE \$350.09 (+ \$25 material fee payable to instructor)

This course is not suitable for beginner painters. Some acrylic painting experience is necessary.

This exciting process oriented course, invites you to an exploration of acrylic painting and collage, combined with the experience of gentle yoga and meditation. You will be introduced to Gentle Kripalu Yoga, which facilitates connection to your body, relaxation, self-awareness and self-compassion. It calms the mind and allows you to connect with your authentic creative self. From this centred place, you will explore your creativity and experience the joy of self-expression in a fun filled, non-judgmental environment. You will be encouraged to experiment with new concepts and ideas, combining fluid acrylic paint, watercolour crayons and acrylic mediums with magazine pictures, oriental and stained papers, found natural objects, photographs and anything else that you would like to adhere to your support surface. You will benefit from individual attention and group dialogue. Personal expression and uniqueness will be encouraged.

Acrylics & Mixed Media – Introductory

COURSE CODE ARTS1175 SECTION 41
INSTRUCTOR Annette Blady Van Mil
DATES July 3 – 7, 2017
FEE \$350.09

Learn techniques using acrylic paints and products that will begin an exciting journey of discovery. You will be encouraged to work in a variety of formats, using traditional painting materials and fluid acrylics, as well as heavy body paints with collage. While technique will remain an important aspect, emphasis will be placed on experimentation, building a personal style and colour sense, choosing subject matter, and open discussions about the work produced.

This course will run simultaneously with Acrylics & Mixed Media – Intermediate. Please clearly indicate which level you are registering for.

Acrylics & Mixed Media – Intermediate

COURSE CODE ARTS712 SECTION 41
INSTRUCTOR Annette Blady Van Mil
DATES July 3 – 7, 2017
FEE \$350.09

This course is not suitable for beginners and is designed for those who have some previous experience with acrylic painting.

In this course you will be encouraged to work in larger formats, using traditional painting materials and fluid acrylics, as well as heavy body paints with collage. While technique will remain an important aspect, emphasis will be placed on experimentation, building a personal style and colour sense, choosing subject matter, and open in-class discussions about the work produced.

This course will run simultaneously with Acrylics & Mixed Media – Introductory. Please clearly indicate which level you are registering for.

Creating Written Memoirs

COURSE CODE ARTS56 SECTION 41
INSTRUCTOR Nora Zylstra Savage
DATES July 3 – 7, 2017
FEE \$350.09

This course provides the opportunity to start or continue writing your personal stories and enhance your writing style. Of particular emphasis will be 'Stories of the Heart' – stories that touch the emotions. Explore personal experiences and stories that make you laugh, cry, cringe or shout out loud. Word prompts, visualizations, rapid writes, music and discussions will enhance your learning and your writing style. Tips and techniques will be provided to bring your stories of life. Write, share and receive oral feedback in a sensitive and positive environment. Don't wait until it's too late – put it in writing and enjoy the journey! Instruction will accommodate those in process as well as those newly undertaking written memoirs or life stories. Encouragement, support and reference material will be provided.

Dry Stone Structures

COURSE CODE ARTS2056 SECTION 41
INSTRUCTOR John Shaw-Rimington
DATES July 3 – 7, 2017
FEE \$350.09

Learn to design and build dry-laid structures that are both functional and beautiful. Instruction will address the proper use of various masonry tools, the basics of structural masonry without mortar, and reference design features with SketchUp. The group will collaborate to collectively build a dry stone feature. There will be a strong emphasis on using local stone and designing projects according to the material at hand. No man-made materials such as manufactured stone or gabion cages will be utilized. Discussions and references will also include dry stone walling and various other manifestations of dry-laid work including ovens, fireplaces, fire pits, gates, cairns, benches, bridges and arches.

Fundamental Drawing

COURSE CODE ARTS98 SECTION 41
INSTRUCTOR Charles O'Neil
DATES July 3 – 7, 2017
FEE \$350.09

This course will make it easy for the uninitiated to fearlessly approach the process of drawing in a refreshing and creative environment. Learn to work with an assortment of media in a variety of techniques. Exploration of light and shade, contour and gesture drawing will increase perception of form and space, line and tone, as well as provide a basic understanding of expression. Subject matter will include indoor and outdoor material as well as a life model. Approaches to subject matter will be kept as simple as possible until you feel ready for more involvement. Creativity will be emphasized and special technique development will foster expression and creativity. Working with pencil, conté, crayon, ink, washes, charcoal and glue, among other media, you will enjoy individual, personalized instruction. Work in a relaxed, non-threatening environment conducive to overcoming frustrations and fears about the process of drawing.



**Wonderful support for creative beginners.
Coming to "art camp" is a highlight of my year.
~ D. Borg**

**REGISTER
ASAP!**

Waiting until the last minute
limits your choice of courses and
may cause disappointment.
See registration details on [page 94](#).



Glassblowing

COURSE CODE ARTS101 SECTION 41
 INSTRUCTOR Andrew Kuntz
 DATES July 3 – 7, 2017
 FEE \$537.13 includes \$187.04 material fee

As a beginning student, you will discover the art of glassblowing using traditional techniques that date back 2000 years! These methods are still used today by the world's leading vessel makers and glass sculptors. Glass is first melted in a furnace at 2100 degrees Fahrenheit, at which time you learn how to gather the molten material on the end of a steel blowpipe to form it into vases, bowls, paperweights, goblets and sculpture. You will also have an opportunity to participate in discussions on equipment, safety, history and current trends in glass. Colour will be available for purchase in the Bookstore.

This course will run simultaneously with Glassblowing – Style & Form. Please clearly indicate which course you are registering for.

Glassblowing – Style & Form

COURSE CODE ARTS657 SECTION 41
 INSTRUCTOR Andrew Kuntz
 DATES July 3 – 7, 2017
 FEE \$537.13 includes \$187.04 material fee

This course is not suitable for beginners.

As an experienced glassblower you will be challenged with the exploration of advanced techniques such as bit working, stems and feet, handles, spouts, cane work, and goblet making, using more advanced colour applications. Cold working techniques will also be covered. Instruction and practice will be augmented with a visual presentation, printed material, studio safety, and regular discussions of work in progress. With a maximum of 14 students in the studio, you will have ample opportunity for hands-on learning. Colour will be available for purchase in the Bookstore.

This course will run simultaneously with Glassblowing. Please clearly indicate which level you are registering for.

Indigo & Shibori

COURSE CODE ARTS1302 SECTION 41
 INSTRUCTOR Harriet Boon
 DATES July 3 – 7, 2017
 FEE \$350.09 (+ \$50 material fee payable to instructor)

For centuries indigo has been the used worldwide, from clothing for workers to regal garments. Learn techniques to create indigo vats for dyeing fabrics a variety of shades of blue. Instruction will also include a green indigo vat. Explore Japanese resist methods of clamping, stitching and binding – patterning known as Shibori. The fascinating history and culture of indigo will also be explored.



These three jewellery courses will run simultaneously. Please clearly indicate the level you are registering for.

Jewellery – Stone Setting: Beginner

COURSE CODE ARTS1492 SECTION 41
 INSTRUCTOR Susan Watson Ellis
 DATES July 3 – 7, 2017
 FEE \$350.09 (+ a material fee payable to instructor, dependent upon projects chosen)

Instruction will enable you to fabricate sterling silver bezels for round, oval, or free form cabochons. Design a simple ring, pendant, or pin form on which to attach your bezels in order to set stones in finished jewellery pieces of your own design. The material fee will vary with individual projects.

Jewellery – Stone Setting: Intermediate

COURSE CODE ARTS1493 SECTION 41
 INSTRUCTOR Susan Watson Ellis
 DATES July 3 – 7, 2017
 FEE \$350.09 (+ a material fee payable to instructor, dependent upon projects chosen)

This course is not suitable for beginners.

Instruction will enable you to fabricate sterling silver bezels for round, oval, or free form faceted stones. Learn to cut a bearing into the bezel using stone setting burrs and a flex shaft machine. You will also design a jewellery form to mount your bezel on. Once the form is completed the stone will be set using an electric hammer. Polishing will complete your unique jewellery creation. The material fee will vary with individual projects.

Jewellery – Stone Setting: Advanced

COURSE CODE ARTS1494 SECTION 41
 INSTRUCTOR Susan Watson Ellis
 DATES July 3 – 7, 2017
 FEE \$350.09 (+ a material fee payable to instructor, dependent upon projects chosen)

This course is not suitable for beginners.

Instruction will enable you to form complex settings for your cabochon and faceted stones such as basket, prong, crown, and tapered, as well as multiple stone designs. You will be encouraged to use critical thinking to problem solve in these advanced setting designs. The material fee will vary with individual projects.



The positive energy in this place is amazing!
~ Cathy Brede

Kids' – A Day at the Beach**

COURSE CODE ARTS2263
INSTRUCTOR Toni Caldarone
DATES July 3 – 7, 2017
FEE \$108.90 (+ \$20 material fee payable to instructor)

It's summer time and you'd like to be at the beach, of course! Pretend, all week long, that you're at the beach where your imagination will take you exploring and experimenting. Use water-based markers and paints to create water magic mixed with a variety of medium and bases and see what beautiful works of art can be created. You'll need to bring your towel, sunscreen, sun hat, and sunglasses because there will some beach fun too – using squirt bottles and playing water games. Come join the fun at the beach!

SECTION 41: 9:00 – 12 Noon, 4 (as of Jan 1, 2017) to 6 years old.

SECTION 42: 1:00 – 4:30pm, 7 to 9 years old.

Kids' – Playful Planets**

COURSE CODE ARTS2265
INSTRUCTOR Michele Karch Ackerman
DATES July 3 – 7, 2017
FEE \$108.90 (+\$20 material fee payable to instructor)

Pack your interplanetary passports and get ready to blast off into space! Enjoy a week of imagination and fun as you zoom off to your very own playful planet. Inspired by 'The Little Prince' and famous astronaut Chris Hadfield, you'll create a wacky spaceship, stuffed planet, and spacey comic book. Make planet 'pets' and laugh yourself silly in this zany week of planetary fun!

SECTION 41: 1:00 – 4:30pm, 4 (as of Jan 1, 2017) to 6 years old.

SECTION 42: 9:00 – 12 Noon, 7 to 9 years old.



Landscape Painting 101

COURSE CODE ARTS496 SECTION 41
INSTRUCTOR Rod Prouse
DATES July 3 – 7, 2017
FEE \$350.09 (+ mandatory material fee of approximately \$30 payable to instructor)

How many of us have wished that we could paint our own vision of Canada's breath-taking landscape? This course will teach you techniques that incorporate fundamental colour and painting principles, as well as visioning methods derived from photography and working directly in en scene. Even as a complete novice, you can experience the thrill of creating your own acrylic landscape painting. This course will provide a solid introduction to landscape painting. Using a simplified but expressive acrylic pallet, you will learn to manipulate line, shape, tone, texture and colour and a recipe to put it all together as a finished landscape painting. Most of the course will be studio time with a couple of field trips to provide the opportunity to sketch and photograph.

Mindful Improv for Everyday Life

COURSE CODE ARTS2311 SECTION 41
INSTRUCTOR Lisa Merchant
DATES July 3 – 7, 2017
FEE \$350.09

This is not a performance course. Instruction will encourage play and exploration through a variety of improvisation exercises that are as applicable to everyday life as they are the stage. Boost your daily interactions so that they are more fulfilling and rewarding. Enjoy an experiential exploration of verbal and non-verbal communication. Listen with intention to understand and learn. Discover how easy collaborating is when we not only say "yes" to things but we behave in a "yes and" fashion, really experiencing being present and what that truly feels like. Whether you seek fun, creative connection, or more effective communications, you will find value in this course.



Taking improv with Lisa Merchant was a game changer for me. It not only helped me be a better communicator, it made me a better person. I learned fundamental ideas that I still apply to this day. Over ten years after taking that original class, I invited Lisa to come and speak to the 2012 Canadian Olympic team to give them a competitive advantage. Such is the value of what she has to teach.

MARK TEWKSBURY, OLYMPIC CHAMPION AND
2012 CANADIAN OLYMPIC TEAM CHEF DE MISSION

Courses for Kids, Youth and Teens

All course names for our younger artists start with 'Kids,' 'Youth' or 'Teen,' depending on the age requirement.
See [page 95](#) for more information.



Musical Instrument Construction

COURSE CODE ARTS141 SECTION 41
 INSTRUCTOR Philip Davis
 DATES July 3 – 7, 2017
 FEE \$350.09 (+ \$20 material fee payable to instructor)

This course will introduce the principles, materials and methods of stringed instrument construction. Through hands-on work, as well as lectures and demonstrations, you will progress through the first steps of construction of your own guitar or violin. Formal lectures will focus on acoustics, glues and gluing, grading and selection of materials, tools, tool maintenance, bending, forms and moulds. Time is limited but progress can be made in mastering the skills to advance rough cut wood toward a good, working violin or guitar. By the end of the first course you can expect to have the instrument sides bent and assembled on moulds as well as the backs and tops shaped to smooth outer archings. The course welcomes and challenges beginners to woodworking and enthusiastic musicians as well as experienced craftspeople. Violin and guitar materials are available for purchase from the instructor at a cost of approximately \$130 per instrument. Returning students continuing projects will be accommodated at their current level of project development.

Paint Like the Group of Seven

COURSE CODE ARTS2188 SECTION 41
 INSTRUCTOR Al Van Mil
 DATES July 3 – 7, 2017
 FEE \$350.09

Learn to paint like Tom Thomson and the Group of Seven. Discover and practice the unique techniques this group of artists employed as you gain a more expressive grasp of landscape painting. Instruction is suitable for beginners, those new to acrylics or oils, or the experienced artist wishing to advance skills. You will be interpreting your own reference materials and, depending on the weather, working outside.

Painting from the Model – Advanced

COURSE CODE ARTS158 SECTION 41
 INSTRUCTOR John Leonard
 DATES July 3 – 7, 2017
 FEE \$350.09

This course is not suitable for beginners.

This course is intended to advance previous training or experience in working from the model. You will have an opportunity to review working theory in colour and design. A variety of approaches to painting the figure including classical realism, impressionism, expressionism and contemporary processes including abstraction are explored. An emphasis is placed on individual creativity and self-expression.

Photography – Travel & Landscape

COURSE CODE ARTS701 SECTION 41
 INSTRUCTOR Rob Stimpson
 DATES July 3 – 7, 2017
 FEE \$350.09 (+ \$5 material fee payable to instructor)

This course is not suitable for beginners. Knowledge of where the camera controls are located (i.e. menu, white balance, f-stops, ISO, etc.) and how the camera works (i.e. f-stops and shutter speeds) is essential. Instruction can suit traditional and point and shoot cameras but is best suited to DSLR cameras.

Our travels and journeys take us to places we never may visit again. On these trips we all want to document where we have been and, for the most part, capture a sense of place. The camera becomes our voice through our visual interpretation of the landscape. In this course you will learn how to create an effective photo essay that becomes your own personal interpretation of the places you visit. Good photographs are made, not just taken. You will learn how to create an image, not just take a picture. Through the use of simple techniques, discover how to take an effective portrait of people in the outdoors, how to enhance your landscape images, add emotion to your pictures and how to get the most out of the tools you have. You will spend time wandering through the village and surrounding areas looking for places of interest where you create your visual interpretation of the landscape. Through assignments, critiques of your work and slideshows, you will learn what it takes to be a more effective photographer. This course will help you to move out of your comfort zone as well as introduce you to new challenges with travel and landscape photography. Assignments are designed based on you knowing the fundamentals.

Pottery – Beginners

COURSE CODE ARTS175 SECTION 41
 INSTRUCTOR April Gates
 DATES July 3 – 8, 2017 (6 days)
 FEE \$416.50 includes \$18.42 initial material fee

Instruction in this course will be delivered at the beginner level of wheel throwing and will include demonstrations on cylinders, bowls, plates, glaze techniques and the firing process. The development of your own personal style and the encouragement of artistic license will prevail. One bisque and one glaze fire will be accomplished during the course. Should you be inspired and enthusiastic upon completion of this course, you would be capable of taking Pottery II. Additional clay will be available for purchase from the school at a cost of \$20 per bag, which includes glazing and firing. A beginner's tool kit may be purchased from the school at a cost of approximately \$20. Please inform the school if you require one.



An essential aspect of creativity is not being afraid to fail ~ Edwin Land

Printmaking – Screen Monoprinting Plus

COURSE CODE ARTS599 SECTION 41
INSTRUCTOR Michael Earle
DATES July 3 – 7, 2017
FEE \$350.09 (+ \$75 material fee payable to instructor)

Screen monoprinting is an innovative and painterly printmaking technique. Brilliant fabric dyes are painted onto a silk screen using a wide variety of brushes, sponges and tools. A squeegee is then used to pull clear medium over the screen, releasing the painting onto the paper. The colours and unique surface textures are spectacular and cannot be achieved through painting directly on paper. This extremely versatile, fun and non-toxic technique forces a fresh and free manner of painting. The most satisfying prints will be created letting the unexpected happen and releasing the need to control. Those previously concerned with the technical aspect of printmaking will be amazed at the multi-coloured prints created with such simplicity. Playful experimentation with abstraction rather than detailed realism works extremely well with this spontaneous and fluid technique. The surprise element of screen monoprinting will thrill and delight both the painter and printmaker. More layering opportunities are created through the use of paper stencils, collage and stamps. Create collographs, reduction prints and monotypes if you choose more playful experimentation. This course is a good starting point for those beginning their artistic journey, yet challenging to seasoned artists.



Stone Carving

COURSE CODE ARTS328 SECTION 41
INSTRUCTOR Fly Freeman
DATES July 3 – 7, 2017
FEE \$350.09

Your physical ability to manipulate the block of stone may limit the size of your project.

Stone carving with hammer and chisels has been a traditional activity for centuries and has addressed both function and aesthetic. Instruction will focus on basic, traditional sculptural methods for the beginner stone carver and introduce tools such as the point, toothed and flat chisels, and specialized rasps for final shaping. A variety of techniques for shaping various types of stone will be explored, with individual assistance available in developing subject matter. Practical applications will be the primary emphasis, supported by some theory. While primarily a hand carving course, a brief introduction to the use of power tools will be included. This is an excellent opportunity for those experienced with power tools to refresh or develop new hand carving skills. More specialized techniques such as lettering and traditional masonry can be addressed individually. You can expect to complete a small sculpture during the course. Please reference the material list regarding tool and stone costs.

Totem Carving

COURSE CODE ARTS354 SECTION 41
INSTRUCTOR Wayne Hill
DATES July 3 – 7, 2017
FEE \$350.09 (+ material fee of \$60 for pole or \$30 for mask blank, payable to instructor)

Design and carve a four foot West Coast totem pole or an individual mask. Working hands-on and side-by-side with other carvers you will learn the traditional processes that produce the best results. A short lesson on history and traditions will provide a better understanding of totems and the social implications of this medium.

Ukulele Ensemble I

COURSE CODE ARTS2191 SECTION 41
INSTRUCTOR Eve Goldberg
DATES July 3 – 7, 2017
FEE \$350.09 (+ \$35 material fee payable to instructor)

This course is not suitable for beginners. It is appropriate if you have completed the introductory course. Knowledge of basic ukulele chords, familiarity with the C major scale, and some experience reading standard music notation for the ukulele is required.

Extending beyond beginner level skill, this course focuses on playing in an ensemble. Explore the keys of C and F, develop music reading skills, and learn to play in a group. Instruction will work with arrangements that are geared to a variety of beyond-beginner skill levels in order to accommodate a range of experiences and interests. Expand your vocabulary of chords and strumming patterns, improve melody and harmony playing, and play effectively in a musical ensemble. Instruction will work in C6 tuning, using the Ukulele in the Classroom series by James Hill and Chalmers Doane, as well as supplemental material provided by the instructor. A ukulele strung with a low G string is recommended. You are required to bring your soprano, concert, or tenor ukulele. Baritone ukuleles cannot be accommodated.

Ukulele for Beginners

COURSE CODE ARTS2190 SECTION 41
INSTRUCTOR Brenna MacCrimmon
DATES July 3 – 7, 2017
FEE \$350.09 (+ \$35 material fee payable to instructor)

Whether you have never played a ukulele or have some experience playing but want to develop your musicianship, learn the basic note names and how to recognize them on a music staff, practice plucking a simple melody, and develop your listening skills while playing on your own and in a group. You will also learn how to play basic ukulele chords, and explore some simple accompaniment techniques. Read and play a C major scale, play melodies in the key of C, practice a variety of accompaniment techniques and chord formations, and gain a repertoire of songs. Instruction will work in C6 tuning, using the Ukulele in the Classroom series by James Hill and Chalmers Doane, as well as supplemental material provided by the instructor. A ukulele strung with a low G string is recommended. You are required to bring your soprano, concert, or tenor ukulele. Baritone ukuleles cannot be accommodated.



Whatever your musical predilection – the ukulele is an approachable and fun way to explore, learn and make music with others.
~ Brenna MacCrimmon



Watercolour Painting – Advanced

COURSE CODE ARTS248 SECTION 41
 INSTRUCTOR Art Cunanan
 DATES July 3 – 7, 2017
 FEE \$350.09

This course is not suitable for beginners. It is imperative that participants have had at least three previous watercolour courses prior to participating.

At an advanced level of interaction, you will explore traditional and experimental techniques in watercolour painting. Instruction will be provided on composition and design and the course is geared to sharpen skills and enhance personal interpretation. Learn how to make a contour painting, how to layer washes until they get the right value and how to use local and colour values to make strong statements. Sessions on compositions will include directing the eye with edges, placing darks and other colours, and advice on handling patterns and loosening painting style. Learn by demonstration and critique and benefit from individual attention. You will have an opportunity to enjoy some on-location painting, weather permitting.



Youth/Teen Build Your Own Skateboard Deck**

COURSE CODE ARTS1914 SECTION 41
 INSTRUCTOR Bryce Petersen
 DATES July 3 – 7, 2017
 FEE \$238.12 (+ \$15 material fee payable to instructor plus a kit fee, dependent upon board choice, collected by the school)

This course is open to youth and teens from 10 to 18 years of age.

Use the innovative techniques created by the Roarocket Skateboard Company in Maui, Hawaii to build your own skateboard deck. Learn how to build a professional quality longboard or street deck using 7 layers of Canadian hard maple veneer, a one sided foam mould and atmospheric pressure. Then, using basic woodworking tools like surfboards and sandpaper you will prepare the deck for graphics. Your creativity will make your deck a one-of-a-kind design as you apply your own graphics using stencil and paint techniques. No previous woodworking experience is required. Please reference the material list for deck details, choices and costs. This kit fee will be collected at the first class.

Please note: Wheels and trucks are not included in your kit.

This course will run simultaneously with Youth/Teen Build Your Own Skateboard Deck II. Please clearly indicate which level you are registering for.

Youth/Teen Build Your Own Skateboard Deck II**

COURSE CODE ARTS1827 SECTION 41
 INSTRUCTOR Bryce Petersen
 DATES July 3 – 7, 2017
 FEE \$349.76 includes skateboard kit (+ \$15 material fee payable to instructor)

This course is open to youth and teens from 10 to 18 years of age, who have previously taken Youth/Teen Build Your Own Skateboard Deck.

Take the next step and build a custom deck using your wood-working experience, hand-made moulds and of course, your own design flare to create a deck that will show off your advanced skills and eye for style. Instruction will introduce you to mould-making, deck layout and new graphic techniques. Your registration fee includes the materials for building a skateboard deck.

Please note: Wheels and trucks are not included in your kit.

This course will run simultaneously with Youth/Teen Build Your Own Skateboard Deck. Please clearly indicate which level you are registering for.

Youth/Teen Memory Keeping**

COURSE CODE ARTS2262 SECTION 41
 INSTRUCTOR Hannah Strand
 DATES July 3 – 7, 2017
 FEE \$238.12 (+ \$30 material fee payable to instructor)

This course is open to youth and teens from 10 to 18 years of age.

Showcase the real you! Develop your unique storytelling voice through creative writing and journaling exercises. Begin a memory album of photos and mementos, and create a personal timeline walling-hanging. Stories and pictures of you, your family, friends, and favorite things will fill the pages of your memory album. Your personal history will be told stitch by stitch across a fabulous fabric wall-hanging. Play with collage, painting, drawing, mixed-media, and sewing techniques to make dynamic, one-of-a-kind projects all about you! No previous sewing experience is required.

SATURDAY, JULY 8, 2017

Acrylic Non-Objective Abstract Workshop**

COURSE CODE ARTS1678 SECTION 41
INSTRUCTOR Fraser Radford
DATES July 8, 2017
FEE \$108.40 (+ \$15 material fee payable to instructor)

Suitable for all skill levels, this is an exciting opportunity for exploration and creativity. Composition and design provide the foundation for a successful abstract painting. To this end, different design possibilities and ways to kick-start your painting will be discussed, along with the selection of a suitable colour palette. Many abstract painting techniques will be demonstrated, including ways to incorporate and enhance texture and using various tools for layering, glazing and scraping away paint. Reference pictures will be provided but please also bring your own.

Expressive Painting Workshop**

COURSE CODE ARTS1738 SECTION 41
INSTRUCTOR Sue A. Miller
DATES July 8, 2017
FEE \$108.40 (+ \$5 material fee payable to instructor)

Suited to all artistic levels from beginner to advanced, this workshop will appeal to artists interested in non-traditional art, but the principals learned can also apply to representational work. Using music and other exercises to clear the objective mind, you will be exposed to a new way of approaching painting and experience the liberating feeling of breaking out of the traditional realm and combating fears. Instruction is process oriented to guide you away from being attached to outcome, break through creative barriers, and move toward developing your own unique, intuitive style of self-expression on canvas or other surfaces. Working in oils or acrylics, explore colour mixing and various techniques such as loose washes, thick palette knife application and mark making with other tools. Your efforts will produce a piece of work that demonstrates the process of pushing your creative boundaries!

Felting – Intermediate Workshop**

COURSE CODE ARTS2221 SECTION 41
INSTRUCTOR Heidi Hudspith
DATES July 8, 2017
FEE \$108.40 (+ \$25 material fee payable to instructor)

This workshop is not suitable for beginners. Some wet felting experience is required.

Further develop your felting skills as you explore three dimensional forms. Resists will be used to create seamless felted objects and both wet and dry felting techniques will achieve various shapes, forms and decorative surface embellishments. Techniques will be applied to create a seamless felted pillow case, clutch or glasses case, and also a sculptural project.



A wonderful celebration of art and craft.
~ Renne Coutts

**REGISTER
ASAP!**

Waiting until the last minute
limits your choice of courses and
may cause disappointment.
See registration details on [page 94](#).

Glassblowing – Introductory Workshop**

COURSE CODE ARTS466 SECTION 41
INSTRUCTOR Jake Raynard
DATES July 8, 2017
FEE \$207.83 includes \$99.43 material fee

In this workshop, you will be introduced to the exciting world of hot glasswork to create fascinating paperweights using traditional tools and techniques dating back 2000 years! These methods are still used today by the world's leading vessel makers and glass sculptors. Glass is first melted in a furnace to 2100 degrees Fahrenheit upon which time you will then learn how to gather the molten material on the end of a steel blowpipe to form it into a one-of-a-kind paperweight. Safe practices will be continually emphasized throughout the workshop. This is an excellent introduction to the intrigue of hot glasswork. Colour will be available for purchase in the Bookstore.

Herbal Soaps, Salts & Soothing Salves Workshop**

COURSE CODE ARTS2277 SECTION 41
INSTRUCTOR Linda Lee Purvis
DATES July 8, 2017
FEE \$108.40 (+ \$60 material fee payable to instructor)

With an increasing concern for chemical build-up within our bodies, this workshop provides information as well as numerous techniques and recipes for making various body products that feature the virtues of nature and simplicity. These include herbs, essential oils, vegetable oils, beeswax, and other pantry items, which can produce gentle, effective, and impressive alternatives to commercially prepared consumables. Learn cold-process soap-making from scratch, and experiment with customizing melttable organic soap bases to suit your own preferences. A discussion on essential oils, safety, and oil profiles will preface their use during the workshop. Recipes for making petroleum-free lip balms in tubes and pots, as well as healing herbal salves for soothing skin complaints, will provide insight into how infused vegetable and 'carrier' oils can nourish and soothe skin, ease tense muscles, and aid symptoms of colds and flu. Additionally, you will gain an understanding of the benefits of various salts and how they can be used for the bath and body for holistic benefit. Although the cold-process soap making will be done in demonstration format, a pre-measured kit will make it easy to replicate the demo done in class. Hands-on projects include: customized soap bars, lip balms in tubes and jars, herbal salves, bath salts, bath bombs, foot nuggets, and body scrubs.





Writing & Yoga Workshop**

COURSE CODE ARTS2059 SECTION 41
 INSTRUCTOR Carol Anderson & Terrill Maguire
 DATES July 8, 2017
 FEE \$108.40

All levels of experience and skill are welcome. Yoga and/or writing experience is not required.

As practices, yoga and writing offer opportunities and tools to explore inner experience. Crossovers of opening the body, opening the mind, allowing energy to flow through the limbs and through the hand, will be gently guided and supported. Instruction will include alternating yoga and writing sessions. With its use of breath, and integration of body, heart, mind and spirit, yoga can allow you to open into states of receptivity to the creative muse. Begin with a gentle flow class, a practice designed to open and stimulate the mind and body, and conclude with a calming, restorative session to assist in assimilating the range of experiences. Crossovers of opening the body, opening the mind, allowing energy to flow through the limbs and through the hand, will be gently guided and supported. Guided writing practice will begin to delve into images, narratives and recollections that can start to tap reservoirs within the body and memory. The aim is not 'good' writing, but an engaged process and experience of flow, sensation, presence, and the exhilaration of fresh, unfiltered expression. Weather permitting, there will be some moving and writing time in the Haliburton Sculpture Forest. Experiences and potential discoveries include creativity, voice, authenticity and writing spontaneously. Practices will be presented to enable you to work at your own level and pace.

Jewellery – Silver Ring Workshop**

COURSE CODE ARTS2170 SECTION 41
 INSTRUCTOR Susan Watson Ellis
 DATES July 8, 2017
 FEE \$108.40 (+ \$30 material fee payable to instructor)

Learn to form, solder, and finish a sterling silver band ring which may then be decorated or textured using files, burrs and/or stamps to create a truly unique piece.

Painting – Mixed Media Layers Workshop**

COURSE CODE ARTS2026 SECTION 41
 INSTRUCTOR Holly Dean
 DATES July 8, 2017
 FEE \$108.40 (+ \$25 kit fee payable to instructor)

Trust your intuition and discover your style as you create a rich, complex piece of art in an encouraging environment. Work on canvas or board with acrylic paints and mediums, collage, stamps and stencils. Instruction will guide you with demonstrations, discussions and individual attention. Curious beginners to experienced artists are welcome to join in this creative experience. You will gain new techniques and ideas, a gorgeous layered mixed media painting, and the inspiration to make many more.



I have been coming to HSAD for 20 years.
 I always feel like I am coming home. Having a
 campus is so amazing. The energy in the building
 is contagious! ~Marie Timbers

JULY 10 TO 14, 2017

3D Design Fundamentals

COURSE CODE ARTS353 SECTION 41
INSTRUCTOR Lisa Binnie
DATES July 10 – 14, 2017
FEE \$350.09 (+ \$10 material fee payable to instructor)

Turn your ideas into tangible, handmade 3-dimensional objects. Instruction will address fundamental skills, theory and practice of visual expression using 3-dimensional media, both in fine art and design. Learn how to move from 2- dimensional ideas and sketches into the 3-dimensional world through a wide range of discussions and exercises. Using simple, easily accessible materials and techniques you will design and create sculptural works, kinetic/mechanical constructions, and a commercial design project.

Cheesecloth Imagery on Fabric

COURSE CODE ARTS2179 SECTION 41
INSTRUCTOR Mary Pal
DATES July 10 – 14, 2017
FEE \$350.09 (+ \$35 material fee payable to instructor)

Discover a unique method of creating dramatic textile art with humble cheesecloth. Enjoy a thorough exploration of the many ways this surprisingly versatile medium can be used in fibre arts. Learn many methods of manipulating the fibres to employ transparency and contrast and portray a variety of textures. Nuances of portraiture will be investigated through the study of photos to determine how to depict the qualities of the human face that elicit emotional responses. In addition to adding texture and interest to your fibre art, you will also learn how to paint backdrops using wax pastels and acrylic textile paints, utilizing a wide range of paint techniques that will surprise you with the colour and mood they add to your finished piece. You are encouraged to explore a variety of subjects – landscapes, animals, whimsical creatures or abstract designs, and may use the instructor's patterns or bring your own. Instruction will specifically address: the incorporation of texture into your fibre art, especially landscapes and figurative imagery; harnessing the power of value for dramatic art quilts; using specific techniques to get different cheesecloth effects; adjusting photos on a computer or tablet to create your own

patterns; enlarging patterns for printing; colouring cheesecloth with paint, ink and dye; painting your backdrop to incorporate colour; using monofilament for “invisible” appliqué; free-motion quilting in styles appropriate for portraits and landscapes; incorporating cheesecloth into your art practice; displaying your work effectively. Visual presentations will guide you through every step of the process and inspire you with colour decisions made by well-known artists.

Colour – Interdisciplinary Primer

COURSE CODE ARTS2298 SECTION 41
INSTRUCTOR Martha Robinson
DATES July 10 – 14, 2017
FEE \$350.09 (+ optional \$45 material fee payable to instructor)

The great watercolourist Winslow Homer made a lifetime study of colour theory, particularly the work of Chevreul, with the intent of improving his paintings. A solid grounding in colour theory is important when working in visual culture, enriching painting and design. Exploring the full range of colour contrasts – temperature, hue, value, extension, saturation, and complements – learn to employ these to enhance depth, emphasize a focal point, balance a composition and build drama. Colour mixing demonstrations in watercolour will be supplementary to one to three small projects each day, targeting specific aspects of colour theory in a lighthearted approach that involves painting everything from (possibly) liquorice allsorts to garden gnomes. Use of a colour wheel to understand the design potential of triads, split complements and more complex combinations will be discussed and handouts provided for all demonstrations. You are welcome to work in watercolour, acrylic or gouache.



Group singing promotes positive physical, civic, psychological and spiritual well-being and is one of the healthiest activities to participate in. ~ Sherry Squires

Creative Choral Music

COURSE CODE ARTS58 SECTION 41
INSTRUCTOR Sherry Squires
DATES July 10 – 14, 2017
FEE \$350.09 (+ \$25 material fee payable to instructor)

Enjoy this opportunity to experience the pure joy of the collective voice in song. The only pre-requisite for this course is the love of singing! Free creativity and develop vocal flexibility while learning about singing in a choir. Explore a wide variety of musical genres and explore a variety of topics including healthy singing, vocal warm ups, ear training, reading music, how to navigate a choral score, blending and listening critically. There will be several opportunities to perform in a supportive environment. Gain a wealth of new repertoire and a renewed sense of creativity and energy.

Creative Choral Music II

COURSE CODE ARTS440 SECTION 41
INSTRUCTOR Andy Rush
DATES July 10 – 14, 2017
FEE \$350.09 (+ \$25 material fee payable to instructor)

This course is not suitable for beginners.

For the experienced choral musician, this course will focus on singing in harmony, modifying and perfecting arrangements, creating an ensemble, and community performance. There will be some time spent listening to choral music examples representing the 'state of the art', sharing stories from our own varied choirs, learning to use technology for writing music, recording and sharing music, creating musical accompaniment, and modifying arrangements to suit the ensemble's skills. Class time will not involve singing flat out for 7 hours a day, but will focus on a more limited repertoire and getting it up to performance standard. You will have the opportunity to perform at various venues around the school.

Drawing with Ink & Colour

COURSE CODE ARTS1031 SECTION 41
INSTRUCTOR Charles O'Neil
DATES July 10 – 14, 2017
FEE \$350.09

The art of pen and ink will be explored through a series of exercises designed to improve observational skills, composition, value range, and technique. The element of colour will be introduced with water-based paints and washes such as watercolour, gouache, and more. These techniques will add variety and interest to completed works. Design, composition and colour theory will be addressed throughout the course.

Expressionism – Power, Passion & Paint

INSTRUCTOR Steve Rose
LOCATION Neilson Park Creative Centre, Etobicoke
See page 13.

Expressive Arts Through Voice, Body & Drama Play^e

COURSE CODE ARTS2318 SECTION 41
INSTRUCTOR DeAnn Degrujter
DATES July 10 – 14, 2017
FEE \$350.09 (+ \$20 material fee payable to instructor)

To register for this course you must meet the admission requirements for the Expressive Arts Graduate Certificate Program. For more details visit www.hsad.ca.

This course is an elective credit toward Fleming College's Expressive Arts Certificate. It is not an elective credit toward Fleming College's Visual and Creative Arts Diploma.

It is strongly recommended that students have taken Introduction to Expressive Arts (formerly Introduction to Expressive Arts Therapy).

This is not a performance course but instruction will introduce a variety of techniques used by theatre actors to listen, breathe, stay present, and connect. Theatre skills can help manage anxiety and stress, assist in identifying the authentic voice and often awakens and attunes full body listening. There is good reason that most theatre performances are called plays. Play is the investigative work the actor utilizes to get to the kernel of what needs to be expressed. Participants will mindfully play with a variety of body, voice, movement, and drama techniques designed to centre, stabilize and give confidence to the authentic voice and how it can be expressed. No previous theatre experience is necessary, but a curious mind, brave heart and willing spirit are welcome.



Felting – Traditional & Contemporary Wet Techniques

COURSE CODE ARTS2209 SECTION 41
INSTRUCTOR Susan MacDonald
DATES July 10 – 14, 2017
FEE \$350.09 (+ \$10 base material fee payable to instructor. Additional material costs will depend upon projects chosen.)

From artful, felted fashion accessories to home décor accents, felting provides a range of creative options. Learn Nuno and traditional wet felting techniques, ancient crafts that are fashionably contemporary and versatile. The addition of texture and colour will be explored as your personal creativity is encouraged. Project ideas include scarf, tube/ring scarf, shawl, table runner, bed end, and more. Fabrics created could also be used for garments such as vests, dresses, and jackets.

Fibre Art Techniques

COURSE CODE ARTS2210 SECTION 41
INSTRUCTOR Jan Anderson
DATES July 10 – 14, 2017
FEE \$350.09 (+ \$30 material fee payable to instructor)

Learn fibre art techniques such as painting, dying, stamping, free motion quilting, thread sketching, thread painting, and hand embellishments as you design, create, experiment and play in a supportive environment. Skills learned will be applied to the creation of a large wall hanging that depicts your passion and story.



**Art evokes passion.
Passion creates art.
Art is a personal song that nurtures our soul.
~ Jan Anderson**

Plan to attend the Art Auction on August 10.
See [page 92](#) for details.

Glassblowing

COURSE CODE ARTS101 SECTION 42
INSTRUCTOR Susan Rankin
DATES July 10 – 14, 2017
FEE \$537.13 includes \$187.04 material fee

As a beginning student, you will discover the art of glassblowing using traditional techniques that date back 2000 years! These methods are still used today by the world's leading vessel makers and glass sculptors. Glass is first melted in a furnace at 2100 degrees Fahrenheit, at which time you learn how to gather the molten material on the end of a steel blowpipe to form it into vases, bowls, paperweights, goblets and sculpture. You will also have an opportunity to participate in discussions on equipment, safety, history and current trends in glass. Colour will be available for purchase in the Bookstore.

This course will run simultaneously with Glassblowing – Surface Design. Please clearly indicate which course you are registering for.

Glassblowing – Surface Design

COURSE CODE ARTS810 SECTION 41
INSTRUCTOR Susan Rankin
DATES July 10 – 14, 2017
FEE \$537.13 includes \$187.04 material fee

This course is not suitable for beginners.

This course will improve your skills while focusing on colour application and surface design. The use of glass bar and powders, creating surface design using Graal technique, the sandblaster, and dremel are just a few of the tools and techniques that will be used to develop interesting surfaces. Instruction will further advance your work into the aesthetics of blown glass. Colour will be available for purchase in the Bookstore.

This course will run simultaneously with Glassblowing. Please clearly indicate which level you are registering for.

Harp – Intermediate

COURSE CODE ARTS1845 SECTION 41
INSTRUCTOR Maureen McKay
DATES July 10 – 14, 2017
FEE \$350.09 (+ \$5 material fee payable to instructor)

This course is not suitable for beginners. Instruction is suited to advanced-beginner or intermediate skill levels.

Enhance current skills and further your understanding of and proficiency in harp technique. Instruction will support individual learning goals. Learn several Celtic tunes in a relaxed and inspiring environment. In addition to individual and group instruction, the course will increase your appreciation for the rich history of harp playing, and will provide practical tips on maintenance of the harp. Instruction will include ensemble playing, arranging music for the harp, the fun of improvisation and composition at the harp, and guidance with accompanying other instruments. The opportunity to share learning with fellow harpists will be one of the great pleasures of this course. If you have your own harp you are encouraged to bring it. Harps will be properly and securely stored. There will be some harps available for rent at \$40 for the week.

Community Arts Events

Check out some Haliburton-area arts events on [page 92](#).

Intuitive Abstract Painting

COURSE CODE ARTS2112 SECTION 41
INSTRUCTOR Sue A. Miller
DATES July 10 – 14, 2017
FEE \$350.09 (+ \$15 material fee payable to instructor)

Of value to both beginners and experienced painters, intuitive painting is an opportunity to learn about you as opposed to learning specific techniques and creating specific products. Playful exploration with oil paint as well as the use of other tools and materials will aid in the creative process and tap into your authentic creative self. While loose and free, intuitive painting still lends itself to consistency. Instruction will also address the utilization of sources of inspiration to create a consistent body of work.



Intuitive Expressive Painting is a journey of self-discovery and finding one's authentic creative voice. ~ Sue A. Miller

Japanese Brush Painting I

COURSE CODE ARTS114 SECTION 41
INSTRUCTOR Cassandra Wyszkowski
DATES July 10 – 14, 2017
FEE \$350.09 (+ approximate \$38 material fee payable to instructor)

Suitable for the beginner or seasoned painter, this course will introduce you to the joyful discipline of Japanese painting (known as Sumi-e), a beautiful water-based medium. Emphasis will be on various brush techniques, light and shade to achieve depth, brush control that develops spontaneous expression, and effective simplicity in composition skills. You will paint a variety of subjects and receive a reference copy of each lesson, ten in all. This is a very intensive course providing a firm foundation for any future painting medium or artistic pursuit. Discover and learn the four paragons – Bamboo, Japanese Orchid, Chrysanthemum and Plum Tree. Oriental philosophy as related to painting will add an interesting flavour. Many other subjects are pursued to keep creativity flowing. Japanese poetry 'Haiku' which is the 'kissing cousin' of Sumi-e, along with beautiful, flowing music, will underpin the learning process by adding a delightful, peaceful atmosphere. Instruction is also suitable for potters and fabric painters who wish to beautify their work with expressive brush strokes.

Jewellery

COURSE CODE ARTS117 SECTION 41
INSTRUCTOR Michael Letki
DATES July 10 – 14, 2017
FEE \$350.09 (+ \$50 material fee payable to instructor)

Fabulous jewellery can be made using simple techniques. As a beginner, you will be introduced to these methods and encouraged to use them creatively while working in sterling silver and other materials. If you are working at a more experienced level, you will have an opportunity to explore new ideas – particularly on surface treatments, as well as practice your skills and work on your own projects with the guidance of the instructor. The work of current jewellery artists will be referenced and an information session dealing with supplies, sources and pricing will be held. You are welcome to bring your own materials and tools but supplies will also be available from the instructor.

Kids' – Life on the Farm**

COURSE CODE ARTS2264

INSTRUCTOR Toni Caldarone

DATES July 10 – 14, 2017

FEE \$108.90 (+ \$20 material fee payable to instructor)

'Old McDonald had a farm'... and so can you! Explore all the types of farm animals as you draw, paint and make creatures using a variety of mediums as well as interesting recycled and new materials. From cows, horses, chickens, pigs and more, you'll have fun making animal noises, singing songs, and learning all about the animals that can live on a farm. Bring your imagination and create farmtastic animals!

SECTION 41: 1:00 – 4:30pm, 4 (as of Jan 1, 2017) to 6 years old.

SECTION 42: 9:00 – 12 Noon, 7 to 9 years old.

Kids' Metal Jewellery Arts**

COURSE CODE ARTS397

INSTRUCTOR Susan Watson Ellis

DATES July 10 – 14, 2017

FEE \$108.90 (+ \$30 material fee payable to instructor)

Unique jewellery creations made by YOU! Learn to form and decorate copper, aluminum, nickel silver and bronze. Then add a little fun and a few personal touches with beads and marbles. You'll make custom tags for your pets, pendants for yourself, ID bracelets and key rings. Decorate your projects using hand-stamping and hammering techniques and also learn to shape wire into chains, rings and pins.

SECTION 41: 9:00 – 12 Noon, 4 (as of Jan 1, 2017) to 6 years old.

SECTION 42: 1:00 – 4:30pm, 7 to 9 years old.

Landscape Painting – Working the Land

COURSE CODE ARTS1540

SECTION 41

INSTRUCTOR Rod Prouse

DATES July 10 – 14, 2017

FEE \$350.09 (+ \$20 material fee payable to instructor)

This course is not suitable for beginners.

This course is designed to assist you to move beyond the literal and develop a personal voice in painting the land. Explore ways to interpret landscape, distill the painting possibilities in a scene, and apply relevant principles of design and technique to the work. Analyze observed landscape and reconstruct it in paint with a mind to developing a unique style. Using an analytical as well as a direct painterly response, one can refresh and personalize the landscape painting experience. Please note that this is not necessarily a plein air course or an exercise in studio abstraction, rather a selection of painting strategies with a goal of helping you develop. With this in mind, to be productive and versatile, work will be done in acrylics.

Millinery – The Art of Hat Making

COURSE CODE ARTS516

SECTION 41

INSTRUCTOR Karyn Ruiz

DATES July 10 – 14, 2017

FEE \$350.09 (+ \$50 to \$85 per hat material fee payable to instructor)

Basic cutting and sewing skills are required to participate in this course.

This course is an introduction to the basic millinery technique of hand blocking. You will enjoy the rare opportunity to make use of vintage wooden hat blocks, or moulds. These vintage wood moulds provide a fascinating visual history of different hat styles of the 20th century. Learn hand blocking techniques for both felt and straw materials, as well as assembly and embellishment practices to create a unique, one-of-a-kind hat. Retro or contemporary, classic, or funky, it's up to you. Please bring a reliable sewing machine that is in good working order.

Musical Instrument Construction – Intermediate/Advanced

COURSE CODE ARTS1487

SECTION 41

INSTRUCTOR Philip Davis

DATES July 10 – 14, 2017

FEE \$350.09 (+ \$20 material fee payable to the instructor)

This course is not suitable for beginners. Prior completion of a minimum of one instrument to a good standard is required.

Instruction will stimulate the hands and imagination beyond your established competency in instrument fabrication. Begin by setting a logical goal and proceed to make or acquire working drawings. Group seminars will replace demonstrations of basic making and these will progress you to advanced theory and practice of design, as well as the ability to make diverse instruments.

Oil Painting – Introduction to Plein Air

COURSE CODE ARTS596

SECTION 41

INSTRUCTOR John Anderson

DATES July 10 – 14, 2017

FEE \$350.09 (+ \$10 material fee payable to instructor)

This course is designed to engage you in the fundamental aspects of painting with oils on location and will encourage the exploration of the idea of landscape painting as an artistic and creative endeavour. The language of paint will be developed through mark making, colour, form, texture and composition. All concepts and techniques discussed will be demonstrated and supported through step-by-step instructor guidance. Through the understanding of these principles and with individual instruction, you will develop confidence in your painting ability. This course is suitable whether you have limited painting and drawing experience or if you are a more experienced painter planning to expand your capabilities and further develop your skills. You are invited to work with oil paint in an environment that encourages individual freedom and expression. Weather permitting, the majority of class time will be held outdoors.

Open Studio – Painting

COURSE CODE ARTS1258

SECTION 41

INSTRUCTOR V. Jane Gordon

DATES July 10 – 14, 2017

FEE \$350.09

This course is not suitable for beginners.

Individual instruction will challenge you to further develop your personal vision and artistic practice. This studio opportunity is structured around your consultation with the instructor-as-mentor on materials, media, techniques, ideas, and process of vision-to-execution to create your own body of work. Learn how to assess the evolution of your work in self and group critiques. You are welcome to work in the media of your choice.



Utilizing unique research and documentation approaches, (V. Jane Gordon) operates at the nexus between body and space with particular regard to the natural world. She creates a fascinating process – based art that fuses personal, observed, imaginative, indexical and narrative tropes to explore dialogues between culture, landscape and identity.

~ Geoffrey Gawn, CN Studio Contemporary Art



Excellent course to help break out of artist constraint and have the art take the lead!
~ Lindsay Hampton

Paint Like the Masters

COURSE CODE ARTS1872 SECTION 41
INSTRUCTOR Matthew Mancini
DATES July 10 – 14, 2017
FEE \$350.09 (+ \$5 material fee payable to instructor)

As if setting up your easel in front of your favourite work at the Louvre, Prado, or Metropolitan Museum of Art, this course will explore the process of painting in oil using Master painters of the past as guide and inspiration. Encompassing portraiture, the figure, the landscape or still life, you will work from one painting all week enabling you to assimilate the artist's technique, gain insight into their methods, but most importantly, learn a methodical approach to painting in oil.

Painting – Layered Mixed Media

COURSE CODE ARTS2212 SECTION 41
INSTRUCTOR Holly Dean
DATES July 10 – 14, 2017
FEE \$350.09 (+ \$50 kit fee payable to instructor)

Create three or more rich, complex pieces of art while exploring your personal style in an encouraging and nurturing atmosphere. Trust your intuition as you work on paper, canvas and board with acrylic paints and mediums, collage, stamps and stencils, oil pastels, ink, pencil, charcoal, writing, and more. Paint with brushes and unusual tools, make mono prints, drip, pour, sand, and rip. Learn to conceal and reveal collage elements, build subtle texture with acrylic mediums, explore the difference between fluid, soft body and heavy body acrylic paints, use stencils to build relief, add metallic paint for magical highlights, make transfers, create beautiful compositions using design principles, and discuss many other creative ideas. Instruction will include exercises to stimulate right brain response, demonstrations, discussions, individual attention, and friendly critiques. Curious beginners to experienced artists are welcome.

Photographic Landscapes – The Big Picture

COURSE CODE ARTS2180 SECTION 41
INSTRUCTOR Rob Stimpson
DATES July 10 – 14, 2017
FEE \$350.09

This course is not suitable for beginners. Knowledge of your camera and photo imaging software is essential.

The landscapes of the Haliburton Highlands are varied and diverse. From vistas overlooking unbroken forest to the wealth of lakes and rivers, explore photographic techniques utilizing these scenes for inspiration. Good photographs are made, not just taken. Use three techniques; pre-visualization, image capture, and post processing to recognize an existing composition and capture it effectively. Instruction will address camera functions, combined functions, and lens selection. Photo imaging software will then take your efforts to the next level. The differences between and suitability of documenting or interpreting a photograph will be discussed. Course content will include assignments, image sharing, and constructive critiques. Large format printing will be available on a fee for service basis.

Pottery II

COURSE CODE ARTS179 SECTION 41
INSTRUCTOR Lisa Barry
DATES July 10 – 15, 2017 (6 days)
FEE \$416.50 includes \$18.52 initial material fee

This course is not suitable for beginners. Pottery – Beginners or equivalent wheel work experience is required to participate. Instruction in this course is delivered at an intermediate level of skill.

Through the use of demonstrations, critiques and much time spent on the wheel, you will develop a better understanding of the form and function of clay. There will be demonstrations of throwing techniques including cylinders, bowls, plates, lidded pieces and vases. You will also experience glaze mixing, loading and firing kilns. There will be one bisque fire and one glaze fire accomplished during the course. Additional clay will be available for purchase from the school at a cost of \$20 per bag, which includes glazing and firing.

These courses will run simultaneously. Please clearly indicate which course you are registering for.

Pastel Painting – Introductory

COURSE CODE ARTS1100 SECTION 41
INSTRUCTOR Margaret Ferraro
DATES July 10 – 14, 2017
FEE \$350.09

This course begins with a thorough introduction to pastel supplies and their many application techniques. Study each technique separately, first by example, then by demonstration, resulting in the creation of a sample booklet of different pastel mixing techniques. Utilize the proper techniques to keep a clear palette, control values, and layer pigment to create the luminous and rich quality of this medium. Instruction will familiarize you with different types of pastels, how to use them in conjunction with each other, and the most beneficial way of achieving impact with the medium. Basic colour theory is addressed while taking inventory not only of the colours you have, but how to mix the ones you don't have. Learn the traditional technique for setting up a painting with a value sketch using a limited, then an expanded palette. Individual studies of many popular subjects such as trees, bushes, flowers, fruits, skies, and water will be covered.

Pastel Painting – Intermediate

COURSE CODE ARTS1759 SECTION 41
INSTRUCTOR Margaret Ferraro
DATES July 10 – 14, 2017
FEE \$350.09

This course is not suitable for beginners.

Upon assessment of your current skill level and clarification of your goals, increasingly complex exercises will address colour mixing, technique development, value studies, composition, and studio and on-location organization. Engage in an interesting colour theory exercise using intuition to choose your palettes and then compare to colour theory. Under-painting will be discussed and used by personal choice. Build a body of work that reflects your intuitive palette, with minor variances. Individual critiques for personal artistic growth will be part of the instructional process.

Ukulele Ensemble II

COURSE CODE ARTS2000 SECTION 41
INSTRUCTOR Eve Goldberg
DATES July 10 – 14, 2017
FEE \$350.09 (+ \$35 material fee payable to instructor)

This course is not suitable for beginners. A knowledge of basic ukulele chords, familiarity with the C major and F major scale, and the ability to read standard music notation for the ukulele is required.

Learn more exciting and fun repertoire for the ukulele and expand your knowledge of keys and chords while playing and singing in a group. Explore new scales and strumming patterns, improve your music reading, and gain a deeper understanding of music theory. Instruction will work in C tuning, using the second book in the Ukulele in the Classroom series by James Hill and J. Chalmers Doane, as well as supplemental material supplied by the instructor. A ukulele strung with a low "G" string is recommended. Low "G" strings will be available for purchase for those who need them. You will be required to bring your own soprano, concert, or tenor ukulele – baritone ukuleles cannot be accommodated.



I've taken a lot of courses and Eve (Goldberg) ties for the very best teacher I've had in any course. It was brilliant.

Weaving – Basic Level I

COURSE CODE ARTS261 SECTION 41
INSTRUCTOR Laurie Allan Ungeitis
DATES July 10 – 14, 2017
FEE \$350.09 (+ \$40 material fee payable to instructor)

Projects: A set of mug mats and your choice of potholder, hot mats or table runner.

This course introduces you to the 4 harness floor loom, developing basic set-up and weaving skills. Instruction is suitable for the beginner weaver or novice weavers who want to focus on good basic weaving skills. You will be guided step by step through warping, setting up a loom, and weaving, with the opportunity to play with colour and design along the way. Instruction will address individual skill levels, giving suggestions for fine tuning technique and efficiency as your skills develop. The goal is to set up and weave two different projects during the course. Materials will be provided by the instructor for purchase, although you may bring 4/8 and mop cotton as well as a variety of fabrics, socks, t-shirts, and other recyclables if you wish. Good record keeping for weaving projects and pattern reading will also be covered. A 4-harness loom will be available for your use.



Writing That Resonates

COURSE CODE ARTS2102 SECTION 41
INSTRUCTOR Ken Murray
DATES July 10 – 14, 2017
FEE \$350.09

You write something. Now, what does that piece of writing do? What experience do you create for your reader? Where are you taking your reader and what does your reader see, hear, and know by your story? What patterns are showing up in your work? What are you avoiding? What is it that makes a passage or story resonate with a reader long after the story is over? Learn how to listen to your work. Like the master mechanic who, upon hearing the revs and sputters of an engine, can say what's working and what needs work inside a car, you will develop your ear for the resonance and voice in your own craft. To listen to your work in this way is a discipline that, like any other skill, can be developed. Participants will listen to each other's work, read the work of great writers, and begin all work with two questions: What does this story do? and, How did this writer make the story do that? All honing, revision, refinement, editing, amplification and development of both story and character flows from this.



Youth/Teen Animation**

COURSE CODE ARTS1826 SECTION 41
INSTRUCTOR Tammy Rea
DATES July 10 – 14, 2017
FEE \$238.12 (+ \$20 material fee payable to instructor)

This course is open to youth and teens from 10 to 18 years of age.

Explore the amazing world of animation. Use clay, paper, people, sand, and more to create characters and simple stories. Stop-motion animation will also be created. Easy, step-by-step instruction will be provided and creativity encouraged. You will work individually and in small groups. When the course is finished, your clay character and a USB stick with the movies will go home with you. Some of the best animation in the world, and other kids' productions will be shown during the week and the course will finish up with a short film festival of your work!

Youth/Teen Stone Sculpting & Much More!**

COURSE CODE ARTS2316 SECTION 41
INSTRUCTOR Chaka Chikodzi
DATES July 10 – 14, 2017
FEE \$238.12 (+ \$5 material fee plus \$20 to \$35 for stone, depending upon project, payable to the instructor)

This course is open to youth and teens from 10 to 18 years of age.

Work with a piece of original volcanic rock from Zimbabwe to create a sculpture using hand tools. Learn about the stone itself: its unique history and special place in the cultural landscape of Zimbabwe. Basic sculpting techniques, safety, and best practice will be demonstrated, contextualizing the use of each hand tool as you feel your way through the process of creating your sculptures. Sculpting is hard work – you'll recharge learning songs on a set of six marimbas!

SATURDAY, JULY 15, 2017

Fabric Printing – Irresistible Resists Workshop**

COURSE CODE ARTS1700 SECTION 41
INSTRUCTOR Gunnel Hag
DATES July 15, 2017
FEE \$108.40 (+ \$20 material fee payable to instructor)

Discover many different paths to the same goal: gorgeous cloth. Experiment with a variety of tools and ingredients to create an exciting range of patterns and textures on fabric. In addition to learning novel techniques for stamped and pole wrap resists, you will also use soy wax and flour to create beautiful fabrics with exquisite colour and complexity. Truly irresistible!

Harmonica – Beginner Workshop**

COURSE CODE ARTS2090 SECTION 41
INSTRUCTOR Carlos del Junco
DATES July 15, 2017
FEE \$108.40

Discover this remarkable and unassuming little instrument. Learn how to hold the traditional 10 hole diatonic harmonica (the one that Bob Dylan uses as well as the progressive blues players like Little Walter and Paul Butterfield), how to achieve good tone, and the basics of playing single notes: tongue blocking vs. pucker method. Playing an easy train rhythm, a scale and a couple of basic melodies based on the scale will be the goal of instruction. Time and circumstance permitting, an introduction to bending notes will also be included. Instruction is suited to those with no previous experience.

Image Transfer & Collage on Various Surfaces Workshop**

COURSE CODE ARTS2305 SECTION 41
INSTRUCTOR Victoria Wallace
DATES July 15, 2017
FEE \$108.40 (+ \$20 material fee payable to instructor)

Discover creative, efficient, and dramatic methods for successful acrylic image transfers onto your artworks. From acrylic skins to instant image transfers, learn the best ways to apply them; from collage to mixed media and more. Emphasis will be placed on exploring applications onto a variety of surfaces, including gessoed Masonite, wood, raw canvas, and Plexiglas. This workshop is suitable for beginners to professional artists.



Jewellery – Forged Bangle Workshop**


COURSE CODE ARTS781 SECTION 41
INSTRUCTOR Todd Jeffrey Ellis
DATES July 15, 2017
FEE \$108.40 (+ \$25 to \$50 material fee, dependent on projects chosen, payable to instructor)

Learn the process of moving metal to create a dimensional sterling silver bangle. Whether you're a beginner or an experienced metal smith, your hammering skills will get a work-out in this intensive, informative workshop! Sterling silver will be available for purchase from the instructor as bangle dimensions will vary depending on the size and width of the finished piece.

Paper Engineering: Pop-Up Workshop**

COURSE CODE ARTS2168 SECTION 41
INSTRUCTOR Helen McCusker
DATES July 15, 2017
FEE \$108.40 (+ \$15 material fee payable to instructor)

Make pop-up artworks to amaze and delight – wonderful surprises each time they're opened. Use paper engineering techniques to create parallel folds, spirals, platforms, and sculpted pieces that magically fold flat. Learn how to assemble your pop-up pieces into a simple accordion book and use paper punches, decorative and painted papers, and other media to embellish. Pop-up techniques are great for scrapbookers as well as those who like to do book embellishment or make greeting cards.



Silver Clay – Introductory Workshop**

COURSE CODE ARTS758 SECTION 41
INSTRUCTOR Sophia Tink
DATES July 15, 2017
FEE \$108.40 (+ \$75 material fee payable to instructor)

Learn basic techniques utilizing Art Clay Silver Metal Clay to create unique, one-of-a-kind 99.9% pure silver pendant or earrings. Art Clay is a metal clay medium that can be manipulated into virtually any shape. When fired, the binders burn away leaving 99.9% pure silver. Instruction will explore techniques such as: rolling clay, burnout methods using organic materials, appliqué, attaching findings, firing, and polishing.



Wire Sculpture Workshop**

COURSE CODE ARTS416 SECTION 41
INSTRUCTOR Charles O'Neil
DATES July 15, 2017
FEE \$108.40 (+ \$25 material fee payable to instructor)

Project: Tree on rock

This course requires the use of simple hand tools (wire cutters, pliers).

Wire sculpture is an exciting and expressive art form. In this workshop you will receive step-by-step instruction to successfully create your project. With a variety of wires (steel, copper, galvanized) this creation is designed for indoor or garden use, and will be a great addition to any setting.

JULY 17 TO 21, 2017

Acrylics – Material Exploration & the Artistic Voice

COURSE CODE ARTS2124

SECTION 41

INSTRUCTOR Victoria Wallace

DATES July 17 – 21, 2017

FEE \$350.09 (+ \$46 material fee payable to instructor)

Stimulate your subconscious creative spirit and access your unique artistic voice through the exploration of personal metaphor, meditation and acrylic paints and mediums. Through the examination of the myriad of acrylic mediums available to the artist today, you will learn to familiarize yourself with their incredibly diverse artistic applications, making the creative process second nature. Work with mixed media and acrylic skins, textured acrylic skins, glazes & washes, the use of stencils, incising, immediate transfer onto a variety of rigid substrates, knife painting with light moulding paste, 21st century grisaille, interference acrylics and discover how to utilize textured acrylic mediums. Instruction is suitable for beginner to professional artists.



Artist Retreat: Yoga, Meditation & Drawing

COURSE CODE ARTS2001

SECTION 41

INSTRUCTOR Sheila Miller & Liz Wilde

DATES July 17 – 21, 2017

FEE \$350.09 (+ \$20 material fee payable to instructor)

Delve into daily Kripalu Yoga sessions, guided mindfulness meditation, and exploration of your personal drawing style. Ease the body with mixed level Kripalu Yoga, modified for individual needs, and calm the mind with guided mindfulness meditation. The combination of slow, attentive yoga and meditation balances spatial awareness and focus and is ideal for artistic expression. All levels of experience and flexibility are welcome. For the art component, use drawing pencils, erasers, conté, charcoal, and pastels on paper. Inspired by movement, music and nature, focus on strong composition, your personal colour palette, and injecting a sense of life, motion and mood into your drawings. Be prepared to work outside occasionally, weather permitting. While suitable for beginners, instruction also offers experienced artists an opportunity for unique creative exploration.

Book Art – Mixed Media, Painting & Binding

COURSE CODE ARTS2284

SECTION 41

INSTRUCTOR Holly Dean

DATES July 17 – 21, 2017

FEE \$350.09 (+ \$50 kit fee payable to instructor)

In an encouraging and nurturing atmosphere, create three books with different bindings. Learn Coptic, long-stitch and accordion bookbinding techniques. Work on pages and covers with acrylic paints and mediums, collage, stamps and stencils, oil pastels, ink, pencil, charcoal, writing, image transfers, and more. Use dimensional objects, encrustation and aging techniques to create fabulous book covers. Explore the difference between fluid, soft body and heavy body acrylic paints, and when to use which acrylic mediums. Learn about bookbinding terms, tools and techniques. Instruction will include exercises to stimulate right brain response, demonstrations, discussions, individual attention, and friendly critiques. Curious beginners to experienced artists / book-artists are welcome.

Bronze Casting – Introductory

COURSE CODE ARTS1714

SECTION 41

INSTRUCTOR Stewart Smith

DATES July 17 – 21, 2017

FEE \$350.09 (+ \$60 material fee payable to instructor)

Discover the ancient art of metal casting in sand, a technique still current in many foundries throughout the world. Work with this interesting casting medium as you learn how to make moulds and discover safe, effective methods of getting molten metal into the cavity. Create small scale, pure bronze artefacts such as brooches, pendants, belt buckles, small plaques, figurines or other small objects. You will also work with polymer clay to make basic foundry patterns that will be cast in bronze. There are endless challenges in sand casting; instruction will allow you to experiment, on a small scale, with the possibilities of the medium. The basics of metal finishing will also be covered, to put a pleasing highlight on your work.



In this digital world defined by such hard edges, playing with plastic media like clay and sand seems even more important to maintaining some sort of balanced sense of the world. Making something in a material as permanent and indestructible as bronze is as simple as modeling clay. This is the joy of craft. There is space here to allow the hands, heart and head to work together. ~ Stewart Smith

Copper Enamelling

COURSE CODE ARTS2300

SECTION 41

INSTRUCTOR Benjamin Glatt

DATES July 17 – 21, 2017

FEE \$350.09 (+ \$15 material fee payable to instructor)

Enamelling is the process of fusing coloured glass to metal; in this case, copper. Discover this ancient, beautiful art form and enjoy creative exploration. Fundamental skills will enable you to make impressive jewellery and small sculpture, as well as more practical items such bowls and switch plates.



Design & Print Your Own Fabric

COURSE CODE ARTS2268 SECTION 41
 INSTRUCTOR Gunnel Hag
 DATES July 17 – 21, 2017
 FEE \$350.09 (+ \$40 material fee payable to instructor)

Learn to design and print original yardage. Start by working out basic repeat patterns on paper, and then quickly discover how to create your own designs on cloth by applying colour and texture, with the goal of establishing your own unique line of printed fabrics. Using environmentally friendly Colour Vie fabric pigments you will mix any imaginable colour, explore visual texture, and learn to see patterns in everyday objects while turning them into exquisite colourful textiles. Create personal statements on fabrics for use in your textile projects.

Expressive Arts – Creative Connections^F

COURSE CODE ARTS2214 SECTION 41
 INSTRUCTOR Margaret Lorrie Beaton
 DATES July 17 – 21, 2017
 FEE \$350.09 (+ \$25 material fee payable to instructor)

To register for this course you must meet the admission requirements for the Expressive Arts Graduate Certificate Program. Details available on page 9 and at www.hsad.ca.

This course is an elective credit toward Fleming College's Expressive Arts Certificate. It is not an elective credit toward Fleming College's Visual and Creative Arts Diploma.

Immerse yourself in the curious, playful, and creative side of expressive arts. Learn to integrate creativity into your work with others, while honouring the concepts and theories of traditional expressive arts approaches. Instruction will include a range of tools suitable for use within a variety of populations as well as with individuals. Discover how to creatively incorporate visual art, music, drama, dance/movement, poetry, and creative writing into your practice. This is an excellent opportunity to explore your own creativity and develop skills to design and deliver creativity-based expressive arts experiences.

Felted Wearables – Unique Surfaces & Techniques

COURSE CODE ARTS2273 SECTION 41
 INSTRUCTOR Diane Lemire
 DATES July 17 – 21, 2017
 FEE \$350.09 (+ \$90 material fee payable to instructor)

This course is not suitable for beginners. Felting experience is required. Surface design experience is not necessary.

Explore felting by layering silks, cottons, and different breeds of wool and then experiment with surface design through for shaping, slashes and holes, carving, prefelts, pockets, resists, adding objects, and stitching. Instruction is suitable if you want to learn new techniques to deepen your knowledge of felting, or if you simply want to have some fun exploring new ideas. Practice will begin with a small sample and projects will include two scarves and a hat.



Free Motion Machine Embroidery

COURSE CODE ARTS1257 SECTION 41
 INSTRUCTOR Sylvia Naylor
 DATES July 17 – 21, 2017
 FEE \$350.09 (+ \$18 material fee payable to instructor)

Free motion machine embroidery is a very versatile technique. It can be used to create line drawings, thread paintings, and textures, both realistic and abstract. Once you have mastered the basics, building up a repertoire of free motion machine embroidery skills, you can explore further by experimenting with a variety of threads on different fabrics. Fabric paints and various types of crayons can be used to colour your fabric. Exercises of your choosing will show how fusibles, organza and appliqué can be used with free motion. Demonstrations instructions and individual critiques will increase awareness of colour, texture, patterns, shape, and composition. Inspiration for the exercises or a small project will come from the environment. Work can be developed in a realistic way or with a more abstract approach. Emphasis is on developing your personal skills at your own pace. You will be required to bring a reliable sewing machine in good working order. Please bring an instructional manual if the machine is not completely familiar to you.

Glassblowing

COURSE CODE ARTS101 SECTION 43
 INSTRUCTOR Sheila Mahut
 DATES July 17 – 21, 2017
 FEE \$537.13 includes \$187.04 material fee

As a beginning student, you will discover the art of glassblowing using traditional techniques that date back 2000 years! These methods are still used today by the world's leading vessel makers and glass sculptors. Glass is first melted in a furnace at 2100 degrees Fahrenheit, at which time you learn how to gather the molten material on the end of a steel blowpipe to form it into vases, bowls, paperweights, goblets and sculpture. You will also have an opportunity to participate in discussions on equipment, safety, history and current trends in glass. Colour will be available for purchase in the Bookstore.



This course will run simultaneously with Glassblowing II. Please clearly indicate which course you are registering for.

Glassblowing II

COURSE CODE ARTS103 SECTION 41
 INSTRUCTOR Sheila Mahut
 DATES July 17 – 21, 2017
 FEE \$537.13 includes \$187.04 material fee

This course is not suitable for beginners. Instruction will focus on advanced hot forming and decorating techniques.

Learn techniques for vessel making, including vases, bowls, goblets and stemware, as well as solid sculpture and hot bit work. There will be demonstrations on advanced colouring techniques and studio production methods. With an emphasis on design, you will set up your own personal project goals. You will have an opportunity to participate in discussions about modern studio design and equipment construction, as well as glass as a contemporary art form. Colour will be available for purchase in the Bookstore.

This course will run simultaneously with Glassblowing. Please clearly indicate which course you are registering for.

Harp – Beginner

COURSE CODE ARTS1844 SECTION 41
INSTRUCTOR Maureen McKay
DATES July 17 – 21, 2017
FEE \$350.09 (+ \$5 material fee payable to instructor)

No previous musical experience is required.

Enjoy a comprehensive introduction to this beautiful instrument as you learn the fundamental techniques for playing the harp in a relaxed, supportive and inspiring environment. In addition to individual and group instruction, you will gain an appreciation of the rich history of harp playing. Discussion will address different types of harps and what to look for if interested in buying or renting a harp, as well as basic tuning and maintenance of the instrument. Instruction will include opportunities to begin to experience ensemble playing, an introduction to arranging music for the harp, the fun of improvisation and composition at the harp, and guidance with accompanying other instruments. If you own a harp you are encouraged to bring it – harps will be properly and securely stored. There will be harps available for rent at \$40 for the week.

Jewellery Casting

COURSE CODE ARTS119 SECTION 41
INSTRUCTOR Michael Letki
DATES July 17 – 21, 2017
FEE \$350.09 (+ \$50 material fee payable to instructor)

Using the ancient lost wax casting process to make jewellery opens the door to a fascinating world where an almost unlimited variety of three-dimensional forms and textures can be created. The tiniest details, textures and forms will be faithfully reproduced. Learn how virtually anyone with a shoebox of tools can do this at home! You will work on several pieces with emphasis placed on appropriate design for the methods, quality of workmanship and finishing techniques. You are welcome in this course whether you are working at a beginner or intermediate level of skill.

Kids' Art Through the Ages**

COURSE CODE ARTS2267
INSTRUCTOR Hannah Strand
DATES July 17 – 21, 2017
FEE \$108.90 (+ \$20 material fee payable to instructor)

Become a time travelling artist! Create your way from the prehistoric age up to modern day, stopping along the way to explore cave painting, Ancient Egyptian techniques, traditional Native Canadian and America art, the Renaissance, the Impressionists, and Modern Art. Explore a variety of techniques including painting, pastels, collage, beading and sculpture during your trip through time!

SECTION 41: 1:00 – 4:30pm, 4 (as of Jan 1, 2017) to 6 years old.
SECTION 42: 9:00 – 12 Noon, 7 to 9 years old.

Kids' in Emily's World**

COURSE CODE ARTS2266
INSTRUCTOR Michele Karch Ackerman
DATES July 17 – 21, 2017
FEE \$108.90 (+ \$20 material fee payable to instructor)

Meet Emily Carr, her delightful menagerie of pets and the Group of 7 in this wonderful week that celebrates the joy of Canadian Art! Pack up your art supplies for a back packing trek (Tom Thomson style) and paint your own 'paddle' of miniature landscapes. Create an Emily Carr totem portrait out of your very own body. Immerse yourself in Emily's world and then recreate her caravan and pets in a miniature cut out play world. Celebrate all things Emily with great fun and imagination!

SECTION 41: 9:00 – 12 Noon, 4 (as of Jan 1, 2017) to 6 years old.
SECTION 42: 1:00 – 4:30pm, 7 to 9 years old.

Courses for Kids, Youth and Teens

All course names for our younger artists start with 'Kids,' 'Youth' or 'Teen,' depending on the age requirement. See [page 95](#) for more information.

These courses will run simultaneously. Please clearly indicate which level you are registering for.

Japanese Brush Painting II

COURSE CODE ARTS115 SECTION 41
INSTRUCTOR Cassandra Wyszowski
DATES July 17 – 21, 2017
FEE \$350.09

This course is not suitable for beginners. Japanese Brush Painting I or training in Japanese Brush Painting, particularly the four paragon (Bamboo, Plum, Orchid and Chrysanthemum) is required.

Instructional emphasis will be on more advanced brush techniques, continuing concentration on gradation of tones, the manipulation of contrasting values, further use of the black and white disciplined brush strokes and an introduction to the use of colour and simplified colour theory. This course will help to reinforce Level I, with group demonstrations and individual instruction. Colourful florals, such as the big bold blue iris, landscape elements, such as birch trees and rocks, fruit, such as grapes with big expressive leaves and vines, are just some of the subjects covered. Excitement will build as delightful dragonflies and butterflies lead you on to explore further the poetic painting of Sumi-E with ten new lessons as well as a review of Level I where necessary. Flowing, gentle music will enhance the learning process that emphasizes spontaneous yet controlled painting of Sumi-E with watercolour.

Japanese Brush Painting III

COURSE CODE ARTS116 SECTION 41
INSTRUCTOR Cassandra Wyszowski
DATES July 17 – 21, 2017
FEE \$350.09

This course is not suitable for beginners. The completion of Levels I and II of Japanese Brush Painting is recommended. Elective subjects will be available for study if you have taken this course previously.

Emphasis in this course will be a continuation of Level II – exploring the use of rice paper and watercolour paper, with further emphasis on colour mixing and individual expression with regard to composition and unique design concepts. At this stage, you will be encouraged to apply the Japanese Brush Painting technique to the beautiful surrounding countryside. A review of the basics continues, with the added excitement of ten new lessons of interesting images and creative ideas, such as landscape, mountains, rushing waterfall and rugged rocks, lake scenes, birds and further insect and floral studies such as the big red poppy. Personal attention will be given to solving watercolour problems and compositional dilemmas. Challenging exercises and techniques to stimulate the creative process will continue to equip you with fresh inspiration.

Life Drawing – Basics & Beyond

COURSE CODE ARTS1502 SECTION 41
INSTRUCTOR Helen McCusker
DATES July 17 – 21, 2017
FEE \$350.09

Drawing the human figure has always been the cornerstone of artistic training – but it also creates fear in the inexperienced artist. This beginner-to-intermediate course begins with simple “stick-figure” style gesture drawings, progressing to well observed contour line drawings, and culminates in renderings of the figure made full and round by the observation of light and shadow.

Mosaics

COURSE CODE ARTS136 SECTION 41
INSTRUCTOR Annette Blady Van Mil
DATES July 17 – 21, 2017
FEE \$350.09 (+ \$20 material fee payable to instructor)

By definition, a mosaic is a surface decoration made by inlaying small pieces of coloured glass, stone or tile to produce a pattern or image. Discover the unusual, creative, innovative and fun world of mosaics. Gain an appreciation of the history and techniques and, by blending traditional and modern techniques, create some amazing works of art. Basic techniques will be taught through hands-on demonstrations. Turn your broken tiles, chipped china, cracked pots, smashed glass, old buttons, and mirrors into masterpieces. Make the ordinary extraordinary! All skill levels will benefit from this course.

Open Studio – Painting

COURSE CODE ARTS1258 SECTION 42
INSTRUCTOR V. Jane Gordon
DATES July 17 – 21, 2017
FEE \$350.09

This course is not suitable for beginners.

Individual instruction will challenge you to further develop your personal vision and artistic practice. This studio opportunity is structured around your consultation with the instructor-as-mentor on materials, media, techniques, ideas, and process of vision-to-execution to create your own body of work. Learn how to assess the evolution of your work in self and group critiques. You are welcome to work in the media of your choice.



(V. Jane Gordon) explores dialogues between culture, landscape and identity.
~ Geoffrey Gawn, CN Studio Contemporary Art

Papermaking, Manipulation & Experimentation

COURSE CODE ARTS2313 SECTION 41
INSTRUCTOR Annyen Lam, Flora Shum & Angel Ho
DATES July 17 – 21, 2017
FEE \$350.09

Investigate a wide range of materials, techniques and applications as you develop fundamental skills in papermaking and manipulation. Papermaking will include sheet forming, deckle boxing, and surface treatment in marbling. Explore the medium of paper-cutting using a variety of tools to express creative ideas in two and three dimensions. Alternative and experimental approaches to paper will include integrating folding (tessellations) and paper geometry with light and basic circuitry. While instruction places an emphasis on skill development, you will also explore the application of paper in contemporary art and design. You are encouraged to link your paper projects to your art practice and studies in other areas. Please refer to the material list regarding material costs.



Passionate Paint I

COURSE CODE ARTS1877 SECTION 41
INSTRUCTOR Al Van Mil
DATES July 17 – 21, 2017
FEE \$350.09

Learn to best express your passions in the visual language of paint. Develop abstracted imagery from real subject matter to build a vocabulary of expressive tools. A series of lectures, demonstrations and projects, plus individual attention will advance levels of artistic insight. Work in a positive and encouraging environment, using the paint medium of your choice. Explore interesting ways of interpreting still-life, landscape and the figure, to find your personal passion in paint. Reacting to your new repertoire in a free and uninhibited manner will help you discover your own style of painting. This course is about staging your painting and will offer a multitude of options for effective presentation of your ideas. All levels of experience are welcome.

This course will run simultaneously with Passionate Paint II. Please clearly indicate which level you are registering for.

Passionate Paint II

COURSE CODE ARTS2081 SECTION 41
INSTRUCTOR Al Van Mil
DATES July 17 – 21, 2017
FEE \$350.09

This course is not suitable for beginners.

Previous painting experience is required. In this interactive course you will develop abstracted imagery from real subject matter to build a vocabulary of expressive tools. A series of lectures, demonstrations and projects, plus individual attention will advance levels of artistic insight. Work in a positive and encouraging environment, using the paint medium of your choice. Explore interesting ways of interpreting still life, landscape and figure to find your personal passion in paint. Reacting to your growing perspective in a free and uninhibited manner will help you discover your own style of painting.

This course will run simultaneously with Passionate Paint I. Please clearly indicate which level you are registering for.

Portraiture – Drawing & Painting

COURSE CODE ARTS1834

SECTION 41

INSTRUCTOR Marta Scythes

DATES July 17 – 21, 2017

FEE \$350.09 (+ \$2 material fee payable to instructor)

This course is suitable for all skill levels but some previous painting experience is recommended.

Learn the underlying anatomical structures that make up the human face, head and neck before studying individual facial features in detail. Preliminary seeing exercises will be introduced to achieve likeness of character and keenly observe proportion. Basic drawing and painting techniques will be demonstrated and applied to depict the different lines, shapes and planes that form the head and face in various lighting scenarios. Composition, colour theory and mixing, and simple perspective will be addressed as they apply to portraiture. Male and female models will be studied for comparative analysis. Instruction will include daily demonstrations and ongoing feedback. The course is designed to impart a fundamental knowledge of portraiture and to build confidence, enabling you to continue to pursue this discipline.

Pottery – Hand Building, Paperclay & Personalized Decoration

COURSE CODE ARTS1402

SECTION 41

INSTRUCTOR Lesley McNally

DATES July 17 – 22, 2017 (6 days)

FEE \$416.50 includes \$26.28 initial material fee
(+ \$15 material fee payable to instructor)

Instruction focuses on the creation of expressive, functional and sculptural forms, through fundamental hand building techniques, with an emphasis on surface texture and explorations. The characteristics and working properties of clay will be discovered as well as an introduction to paper clay and the unique possibilities this clay body has to offer. Surface decoration will be explored through texture, coloured slips, sgraffito, inlay and monoprint techniques. The emphasis of this workshop will be to explore the natural relationship between surface and form through experimentation. This will lead to a uniquely personal journey and trigger ideas. The endless possibilities of combinations allow you to transfer your explorations into either functional or sculptural forms. Instruction is suitable for beginners as well as intermediate potters looking for new approaches to hand building and surface treatments. One bisque and one glaze firing will be completed during this course. Additional clay will be available for purchase from the school at a cost of \$20 per bag, which includes glazing and firing.



Songwriting

COURSE CODE ARTS871

SECTION 41

INSTRUCTOR Rita Chiarelli

DATES July 17 – 21, 2017

FEE \$350.09

The ability to play a musical instrument is not required.

Explore the craft and inspiration involved in writing a song. Discussions will centre around both of these elements, with craft in the forefront. Emphasis will be placed on the development of creative ideas. Investigate song elements such as verse, chorus, bridge, rhyme, metre, and more, as well as their various permutations. Bring songs, ideas and lyrics – finished or not – and discover how the piece could be stronger or more dynamic. These lively discussions, in a highly supportive environment, will also begin to reveal some of the mystery of song writing and why it continues to bear cultural and emotional information not found in any other medium in society. You are invited to bring an instrument if you play one. This course is suitable even if you have not written a song but would like to begin. There is something about a song heard at a certain point in your life that says it all for you – this course will help you understand why.



Song writing will open up your inner world and give it a voice. It did so for me. ~ Rita Chiarelli

Spinning – Intermediate

COURSE CODE ARTS1255 SECTION 41
INSTRUCTORS Wendy E. Bateman & Beth Abbott
DATES July 17 – 21, 2017
FEE \$350.09 (+ \$45 material fee payable to instructor)

This course is not suitable for beginners. The ability to create a 2 ply yarn on a spinning wheel is required.

This dynamic and multi-faceted course will enable you to continue to develop your spinning expertise, reinforce your colour theory, and extend your practice. Learn why and how to blend fibres and colours. Develop more control of twist and diameter by creating yarns for a specific end use. Gain new skills in plying techniques including Navajo plying, multi-plying and basic novelty yarns. Learn techniques of wool combing and worsted spinning with an eye to end use. Increase your skills in planning projects, determining requirements and designing yarns for specific projects. Newfound skills will enable you to create a wider variety of projects from hand-spun yarns.



Colour is what drives my creativity – I think that is true of most people! ~ Beth Abbott

Tinsmithing – Basic

COURSE CODE ARTS235 SECTION 41
INSTRUCTOR Greg Pietersma
DATES July 17 – 21, 2017
FEE \$350.09 (+ \$60 material fee payable to instructor)

This course, based on the traditions and styles of early Canadian and New England tinsmiths, will focus on fundamental tinsmithing skills. Instruction will include safety, layout from templates, cutting, turning straight and curved edges, wiring, straight edges, shaping parts, simple and clinch laps, decorative punching and piercing, fluting edges, piercing/punching, and soldering joints. By making various pieces of tinware, you will acquire a solid understanding of these essential basics. You will have an opportunity to work with both modern and antique tools to create your projects. If you have previous experience but would like to participate in this course, your skill level will be accommodated.

Travelling with a Sketchbook

COURSE CODE ARTS2164 SECTION 41
INSTRUCTOR Nancy Newman
DATES July 17 – 21, 2017
FEE \$350.09 (+ \$10 material fee payable to instructor)

Some watercolour experience is preferable.

Whether you travel near home or farther afield, travelling with a sketchbook makes the experience more memorable and enjoyable. Discover easy, enjoyable and successful approaches to painting and sketching on location. Use a variety of tools, water media and techniques to capture the essence of the landscape. Many practical ideas for travelling with a sketchbook will be shared. New techniques will be introduced in the classroom, followed by some time en plein air applying new skills and approaches. Gain the courage required to paint on location the next time you travel, even if the trip is just to your dock at the cottage.

Water Media Explorations

COURSE CODE ARTS1656 SECTION 41
INSTRUCTOR Sherrill Girard
DATES July 17 – 21, 2017
FEE \$350.09 (+ \$15 material fee payable to instructor)

Going beyond the traditional watercolour experience, explore creative ways of using and applying water media, including gouache, fluid acrylics and inks. To add excitement and drama to the painting process, experiment with materials such as rubber cement, masking fluid, watercolour pencils and crayons on a variety of substrates such as TerraSkin, Aquaboard and Yupo. Experiment with textural effects to achieve contrasts of texture, colour, line and shape. In a supportive and encouraging learning environment, create a series of small paintings that will be the inspiration and reference for future paintings.

**REGISTER
ASAP!**

Waiting until the last minute limits your choice of courses and may cause disappointment.

See registration details on [page 94](#).



Weaving – Intermediate

COURSE CODE ARTS2301

SECTION 41

INSTRUCTOR Ralph Johnston

DATES July 17 – 21, 2017

FEE \$350.09 (+ \$30 to \$40 material fee payable to instructor, dependent upon projects chosen)

Project: Tea towels or bread cloths

This course is not suitable for beginners. Weaving – Basic Level I or the ability to set up and loom and weave with a minimum of direction is required.

Set up and weave with structures such as Bell Celtic, Broken Twill, Huck, Plain Weave, and Overshot as you investigate aesthetic and functional properties of these techniques. A generous collection of samples will demonstrate some of the wide ranging design possibilities, ranging from simple and traditional to fun and funky. The use of cotton, linen and Cotolin yarns in projects will be discussed, along with the practical aspects of weave structures and determining a good sett. Deepen your weaving skills while exploring interesting design possibilities and utilizing a variety of weave structures. Interesting successes or "learning experiences" are welcome for sharing. A variety of 2/8 Cotton will be available for purchase but you are also welcome to bring your own cotton, linen or other suitable yarns to use. A 4-harness loom will be available for your use.



Wire Sculpture

COURSE CODE ARTS269

SECTION 41

INSTRUCTOR Charles O'Neil

DATES July 17 – 21, 2017

FEE \$350.09 (+ \$50 material fee payable to instructor)

This course requires extensive use of hand tools (wire cutters, pliers).

Wire sculpture is an exciting, expressive art form that can be functional, decorative or both! This course will introduce you to the aesthetics, materials, tools and techniques used in the creation of wire sculptures. You will then be encouraged to design and create an original wire sculpture, in a scale of your choosing.

Woodcarving – Relief

COURSE CODE ARTS2234

SECTION 41

INSTRUCTOR Neil Cox

DATES July 17 – 21, 2017

FEE \$350.09 (+ \$20 material fee payable to instructor)

Project: Wolf or a human portrait

Learn the steps and techniques involved to complete a small wildlife or human subject carving. Beginning with drawing and modeling exercises, you will proceed to complete the scene in wood, working from a roughed out blank. Instruction will address everything from tool sharpening and safety to research and creative design.

Woodworking – Introduction

COURSE CODE ARTS272

SECTION 41

INSTRUCTOR Fly Freeman

DATES July 17 – 21, 2017

FEE \$350.09 (+ \$85 material fee payable to instructor)

Project: A small box or chest

Whether practical, functional or fanciful, woodworking skills have endless potential in application. Learn about hand and power tools, how and when to use them, material preparation, and fastening methods for solid wood and sheet material. An emphasis will be placed on safety, in both theory and practice. Your newfound knowledge skills will be suitable to undertake additional projects. No previous woodworking experience is necessary.

Youth/Teen Images & Words**

COURSE CODE ARTS2282

SECTION 41

INSTRUCTOR Rebecca Reynolds

DATES July 17 – 21, 2017

FEE \$238.12 (+ \$30 material fee payable to instructor)

This course is suitable for youth and teens 10 to 18 years of age.

Use creative writing as inspiration for your paintings, and use paintings as inspiration for your words. Explore how various artists have innovatively used words in their artwork and opened up new approaches and possibilities for mark-making. Be ready to play and experiment with a variety of media to explore where the worlds of images and words intertwine in exciting, unexpected ways!

Community Arts Events

Check out some Haliburton-area arts events on [page 92](#).

SATURDAY, JULY 22, 2017

Embroidery Workshop**

COURSE CODE ARTS2320 SECTION 41
INSTRUCTOR Angel Ho
DATES July 22, 2017
FEE \$108.40 (+ \$35 material fee payable to instructor)

This beginner level workshop will introduce various hand-stitch techniques, ideal for adding a personal touch to textile projects. Learn four adaptable hand-stitches including Chain stitch, Silk stitch, Fern stitch, and the beautiful French knot. Outline stitches, filling stitches, and marking techniques will be combined to create an embroidered sampler and motif. Please bring a maximum four-letter word or alphabet font to incorporate into your final piece. Discover the magic of illustrating with your needle!

Encaustic & Photo Transfer Workshop**

COURSE CODE ARTS1780 SECTION 41
INSTRUCTOR Susan Fisher
DATES July 22, 2017
FEE \$108.40 (+ \$40 material fee payable to instructor)

Explore techniques that will enable you to combine photographic images with encaustic painting. Gain proficiency with photo transferring, collaging photo images, and the basic techniques of encaustic painting. The creative options are virtually endless. Experience with encaustic or painting in general is not necessary to enjoy this workshop.



Encaustic is a fascinating ancient art perfect for today's artists. ~ Susan Fisher

Gems of Central Ontario**

COURSE CODE ARTS2289 SECTION 41
INSTRUCTOR Michael Bainbridge
DATES July 22, 2017
FEE \$108.40

Colourful gemstones don't only come from far-away places. Many types of beautiful stones for use in jewellery, carving, and other decorative items can be found close to home. This workshop will provide an introduction to the special geological environment that underlies the Haliburton Highlands and its surrounding area, and many of the desirable gemstones that can be found here. You will be shown some of the common tools and techniques used for working local stone, given instruction on where to look, and provided with resources to find out more about collecting, purchasing, and using local stone for your artistic purposes.

Landscape Painting Workshop**

COURSE CODE ARTS1879 SECTION 41
INSTRUCTOR Matthew Mancini
DATES July 22, 2017
FEE \$108.40

This workshop will introduce both direct and indirect painting methods for painting in the field. Based on both contemporary and traditional methods, you will be guided through painting the landscape in a simplified manner to achieve convincing and atmospheric landscapes.



Leather Basics Workshop**

COURSE CODE ARTS2308 SECTION 41
INSTRUCTOR David Trotter
DATES July 22, 2017
FEE \$108.40 (+ \$20 material fee payable to instructor)

Discover the creative potential of working with leather. Experiment with various methods of interesting surface decoration while making a set of heavy leather coasters and a leather cuff or bracelet.

Mindfulness – Introductory Workshop**

COURSE CODE ARTS2204 SECTION 41
INSTRUCTOR Sheila Miller
DATES July 22, 2017
TIME 9:00am to noon ← NOTE!
FEE \$46.46

Enjoy an experiential introduction to Mindfulness Meditation. Practice relaxation and awareness exercises, including simple stretching, and build up to 20 minute sitting and walking meditation sessions. Instruction is suited to those with or without other yoga or meditation experience.

Woodcarving – Intermediate/Advanced Workshop**

COURSE CODE ARTS2278 SECTION 41
INSTRUCTOR Neil Cox
DATES July 22, 2017
FEE \$108.40 (+ \$20 material fee payable to instructor)

This course is not suitable for beginners.

Project: Wolf or a human portrait

Instruction, deeper investigations and research, and exercises in detailed execution will challenge and advance your carving skills.

Zentangle® Workshop**

COURSE CODE ARTS1592 SECTION 41
INSTRUCTOR Chari-Lynn Reithmeier
DATES July 22, 2017
FEE \$108.40 (+ \$25 material fee payable to instructor)

Zentangle is an easy to learn, relaxing and fun way of creating beautiful images by drawing structured patterns. The Zentangle method increases focus and creativity, provides artistic satisfaction, and instills a sense of personal well-being. Learn the history and language of the art form and, step-by-step, construct many "tangles" (patterns). Instruction will develop the ability to use the Zentangle method in your daily life, as a meditative art form, a jump start to your creativity, an enhancement to your journal, to incorporate pattern into your other projects, or simply for fun!



JULY 24 TO 28, 2017

Acrylic Abstraction & Expressionism I

COURSE CODE ARTS1876 SECTION 41
INSTRUCTOR Gwen Tooth
DATES July 24 – 28, 2017
FEE \$350.09

Experience various approaches to abstraction as you discover and develop your personal artistic signature. Learn the guidelines for colour use, concept, composition and design as you stretch the boundaries of your imagination. Learn to trust your own creative instincts – be adventurous with hands and tools, sometimes leaving your brushes behind. Push the boundaries of your materials as well as your art. With guidance and support, you'll be encouraged to experiment fearlessly and work on your own body of work with the mentoring required for your personal artistic development. Experiment and play your way to beautiful, original and expressive abstract paintings.



Gwen (Tooth) has the pulse of current trends in traditional and experimental techniques of abstraction.

Acrylics – Explore, Express, Experiment

COURSE CODE ARTS1894 SECTION 41
INSTRUCTOR Kim Lee Kho
DATES July 24 – 28, 2017
FEE \$350.09 (+ \$95 material fee payable to instructor)

The most versatile of all paint media, acrylics can do almost anything you want. Through the magic of acrylic mediums you can change the appearance, behaviour and characteristics of acrylics in surprising ways, from pourable glazes to texturized and transparent impasto, layered encaustic-like effects to sculpted surfaces. In this intensive, materials and process-based course, a variety of acrylic mediums, physical processes and techniques will be explored. These may include drip, scrape, scratch, scumble, tickle, pour, squeeze, sculpt, roll, collage, layer, making skins and embedding objects. You will also investigate tools – how to select, use and customize them, with particular emphasis on unconventional choices. All levels and abilities are welcome (including advanced), the only prerequisite is an open mind and an adventurous spirit.

Artistic Exploration – Painting & Drawing

COURSE CODE ARTS21 SECTION 41
INSTRUCTOR Jay Dampf
DATES July 24 – 28, 2017
FEE \$350.09

For all artists there is a process for enhancing individual style and technique. In this course you will learn the skills needed to improve your personal ability and imagination, whether you are a new artist wishing to explore different mediums or experienced and wishing to master your techniques. On an individual basis, you will be taken step-by-step through the drawing and painting process, with emphasis on clear, enjoyable methods. This course offers you the unique opportunity for instruction on projects and mediums of your own choosing. You will also benefit from demonstrations given to other students. Assistance will be provided by the school if you wish to contact the instructor regarding ideas and mediums.

Bird Carving – Intermediate/Advanced

COURSE CODE ARTS290 SECTION 41
INSTRUCTOR Bruce Lepper
DATES July 24 – 28, 2017
FEE \$350.09 (+ \$30 material fee payable to instructor)

Project: Life-size Eastern Bluebird in wing wave position

This course is not suitable for beginners.

Emphasis will be on the various stages of bird carving including shaping, feather groups, imitating feather detail, applying acrylic paints and exploring basic painting techniques. Instruction will also be provided on anatomy, feather diversity, eye placement, preparing to paint, mounting the bird and on the safe use of tools.



Chainsaw Sculpture

COURSE CODE ARTS1081 SECTION 41
INSTRUCTOR Robbin Wenzoski
DATES July 24 – 28, 2017
FEE \$350.09 (+ \$40 material fee payable to instructor for two project logs)

Learn how to create carvings/sculptures with a specialized carving chainsaw. Safety aspects of this skill as well as the maintenance of a safe, properly working carving chainsaw will be emphasized. You will be encouraged to complete at least one carving during the course. Instruction will provide the knowledge and skills needed to create chainsaw carvings whether you are a hobbyist or considering this as a career. Techniques are also suitable for hand carvers as they dramatically speed the process of getting to the fine sculpture stage. The carving chainsaws now available are very safe and lightweight, increasing the manageability of this technique. If you have your own carving chainsaw it can be used when deemed safe and appropriate by the instructor. Various models of carving saws will be available for rent at a cost of \$150 per week, or if you are bringing your own saw a \$25 fee for gas/oil & other parts plus HST, payable to the instructor.

Contemplative Photography – Looking & Seeing

COURSE CODE ARTS2227 SECTION 41
INSTRUCTOR John McQuade
DATES July 24 – 28, 2017
FEE \$350.09

When eye, mind and world are in the same place at the same time you see clearly and your images are unique and vivid. A vivid image is enhanced by a clear and direct first perception. This course studies true perception through the synchronization of eye and mind. Instruction will investigate elements of the visual world – color, light, space, surface, texture and more, as ways to connect with pure perception. On that basis, in a synchronized or contemplative way, you will explore the world considering topics such as colour and light, ordinary/personal world, people and other sentient beings, flowers and weeds. Learn how to make an equivalent photographic image that embodies the contemplative qualities of clear seeing: simplicity, space and purity. This course and exploration would be of value for those in spiritual disciplines, visual artists, expressive art practitioners and therapists, as well as photographers. It will take you to the heart of direct visual perception. Previous photographic experience is not required. There are on-line methods of sharing your images and receiving feedback following the course. You are required to bring a digital camera (a point and shoot camera is workable).

Creative Self Discovery Journal

COURSE CODE ARTS2271 SECTION 41
INSTRUCTOR Linda Lee Purvis
DATES July 24 – 28, 2017
FEE \$350.09 (+ \$35 material fee payable to instructor)

Instruction is designed to oil creative gears, excavate dormant aspirations, release the pressure of expectation, and provide prompts, inspiration, art tools, and opportunity to experiment, play, and discover aspects of your 'self' through art. Areas of inspiration include: nature, relationships (with people, places, or things), passion and purpose, and the inner voice. You will be encouraged to focus on the journey, rather than the destination, filling your sketchbooks abundantly. Creative measures will avail a robust array of media including: paint, markers, crayons, pencils, papers, images, fabrics, botanicals, and more to produce a kaleidoscope of effects through: drawing, geometric design, stencil, silhouetting, collage, paper weaving, block prints, cut outs, layering, pressed flowers, mini mandalas, photos, and more. Simple demonstrations will illustrate techniques, but individual experimentation will be encouraged. Word prompts will also be part of the mix for further dimension. The end product will document a playful, insightful, inspirational week of self-discovery.

Creative Writing – Ignite Your Potential

COURSE CODE ARTS706 SECTION 41
INSTRUCTOR Nora Zylstra Savage
DATES July 24 – 28, 2017
FEE \$350.09

Get inspired – Get REALLY inspired. Whether you're a novice or professional, fiction or non-fiction writer, these writing exercises and styles will inspire. This hands-on high energy course provides an encouraging, safe space for discovering different writing styles and techniques which could include: dialogue, story components, personal narratives, poetry, essays, perspectives and journal entries. You will have fun responding to numerous multimedia writing prompts and stimuli. Experiment with writing tools such as clustering, mind mapping, rapid writing and short- shorts. Let these triggers be a starting point for expanding your writing horizons and creativity. There will be time to share and get positive feedback on your work. Be ready to jump in and dive deep!

Encaustic Mixed Media & Collage

COURSE CODE ARTS1488 SECTION 41
INSTRUCTOR Susan Fisher
DATES July 24 – 28, 2017
FEE \$350.09 (+ \$130 material fee payable to instructor)

Encaustic, an ancient beeswax-based technique, is currently embraced by contemporary mixed media artists. Learn how to integrate encaustic techniques into your mixed media work from textile to found sculpture, from ceramic to paper, or beyond.

Garden Art in Clay

COURSE CODE ARTS2104 SECTION 41
INSTRUCTOR Paul Portelli
DATES July 24 – 28, 2017
FEE \$361.20 includes \$11.11 initial material fee

Pieces will not be fired during this course.

Create some whimsy that only art can bring to the outdoors. Brighten up a garden, fence or shed wall with pieces that can be enjoyed outdoors all year long. Discover imaginative and unusual alternatives to sculpting and hand building clay specifically for outdoor garden pieces. Learn techniques and tricks used to create illusions in clay and what is necessary to enable your pieces to winter over. Personal creativity will be emphasized as you are encouraged to work with many new techniques in a high-energy, supportive atmosphere. Additional clay will be available for purchase from the school at a cost of \$12 per bag, unfired.



Guitar – Campfire & Beyond

COURSE CODE ARTS2098

SECTION 41

INSTRUCTOR October Browne

DATES July 24 – 28, 2017

FEE \$350.09

This course is not suitable for absolute beginners. A knowledge of basic chords is required.

Explore a variety of styles such as folk, country, blues and Celtic. Learn accompaniment techniques for these styles, and how to transpose song from one key to another in order to suit your vocal range. Travis-style picking and alternating thumb technique will be taught as well as hammer-ons, pull-offs, slides, bends, palm muting, harmonics and more. Playing with a pick, basic strumming and finger style techniques will be utilized. Learn the basics of music theory and how to discern the chords of a song by ear. Various approaches to improvising will also be examined. Have fun jamming, and gain a new repertoire of songs to sing and play along with.



October Browne is a true musician and teacher. Her patience, enthusiasm and unique approach has had an amazing influence on my playing and understanding of music. Most of all she's great fun. ~ Melanie Alexander



Jewellery – Off Loom Bead Weaving

COURSE CODE ARTS2272

SECTION 41

INSTRUCTOR Vicki Sharp

DATES July 24 – 28, 2017

FEE \$350.09 (+ \$100 material fee payable to instructor)

This project-based course will provide instruction on some of the main foundation stitches used in this craft. These stitches will include peyote, herringbone and right angle stitch, along with some of their variations. Instruction will conclude with combining stitches to create shaped and three dimensional pieces. Learn to make beaded clasps and how to capture and embellish a crystal rivoli. Jewellery design focusing on wearability, durability and comfort, as well as the use of colour and shape in your work will be explored. The variety of choice available in beads will be introduced; however most of the beads used will be Japanese glass seed beads and delicas (tubular) with some semi-precious stones and pearls included. The process of off loom bead weaving has great calming and beneficial value. It's a craft that can soothe, putting you in a quiet, creative zone while you stitch. This course is suitable for both beginner and intermediate skill levels. **Please note that you may not complete all projects as bead weaving projects can take many hours to finish.

Kids' Paper Maché**

COURSE CODE ARTS2029

INSTRUCTOR Gayle McIvor

DATES July 24 – 28, 2017

FEE \$108.90 (+ \$20 material fee payable to instructor)

SECTION 41: 9:00 – 12 Noon, 4 (as of Jan 1, 2017) to 6 years old.

SECTION 42: 1:00 – 4:30pm, 7 to 9 years old.

Let your imagination soar with paper maché Create a fantastical world with masks and creatures using the ancient art of paper layering through a variety of techniques. Finished pieces will be painted and ready for display or play.

Kids' Under the Sea**

COURSE CODE ARTS1424

INSTRUCTOR Rebecca Reynolds

DATES July 24 – 28, 2017

FEE \$108.90 (+ \$20 material fee payable to instructor)

SECTION 41: 1:00 – 4:30pm, 4 (as of Jan 1, 2017) to 6 years old.

SECTION 42: 9:00 – 12 Noon, 7 to 9 years old.

Plunge into an underwater art adventure! In this week of watery wonderful fun, you'll be creating colourful creatures of the deep, like huge tropical fish and dangly jellyfish to hang from the ceiling! Hop onboard a yellow submarine to explore the mysteries found beneath the waves. Then you'll end the week by diving into a party on the bottom of the sea!

Landscapes: Real, Imagined & Altered

COURSE CODE ARTS2285

SECTION 41

INSTRUCTOR Kal Honey

DATES July 24 – 28, 2017

FEE \$350.09

This course is not suitable for beginners.

Well-known or never-before-seen, real or imagined, fact or fiction -- place has an endless capacity to speak to artists, inspiring attempts to capture and express what it is that's moving, intriguing, and haunting. Designed to move past simply capturing the scene, this course begins with individual artistic field research, honing your observational skills. Back in the studio, you will be challenged to interpret and transform and your findings in increasingly expressive and conceptual ways, expanding into guided but self-directed exploration of personal ideas. Instruction will provide some structure and support, combined with lots of creative latitude as you explore new artistic territory.

Negative Painting

COURSE CODE ARTS2048

SECTION 41

INSTRUCTOR Nancy Newman

DATES July 24 – 28, 2017

FEE \$350.09

This course is not suitable for beginners.

This course is positively negative! Add this exciting and dramatic approach to your painting repertoire. Working in the negative will energize you and add a whole new level to your creative process. Learn to develop unique images by using the space in and around an object. Create exciting under-paintings and enhance your image with layers, lost and found edges, and textures. Increase the range of values in your painting, moving from light to dark and back again, creating the illusion of depth. Initially, you will learn to "Think negatively" through step-by-step demonstrations and exercises. Simplify shapes, create effective compositions and refine your images to achieve painting with dynamic impact. This negative approach is taught primarily using watercolours. Acrylic artists will benefit from this course, but are asked to email the instructor prior to the beginning of the course.

Oil Painting – Plein Air Intermediate/Advanced

COURSE CODE ARTS597 SECTION 41
INSTRUCTOR John Anderson
DATES July 24 – 28, 2017
FEE \$350.09 (+ \$10 material fee payable to instructor)

This course is not suitable for beginners. Oil Painting – Introduction to Plein Air is recommended. Alternatively, contact with the instructor will be arranged by the school.

This course will provide an opportunity to improve your oil painting skills as you undertake the particular challenges of painting outdoors. Instruction will help you identify the elements of successful oil painting on-location. You will learn the elements of success and the sequence of techniques necessary to complete a finished oil sketch, given the time constraints imposed by outdoor painting. Effective value and colour mixing from a limited palette will also be addressed.

Painting – Power Tips from the Masters

COURSE CODE ARTS2240 SECTION 41
INSTRUCTOR Yves Ameline
DATES July 24 – 28, 2017
FEE \$350.09

Let the great Masters of art history help you become a more accomplished and technically proficient artist. Instruction combines the study of art history (one third) and painting practice (two thirds). Analyze masterpieces by Leonardo, Constable, Gauguin, Matisse, Picasso and many other great artists, discover what makes them successful and apply this learning to your own work. Gain a deeper appreciation of great art, from cave paintings to 20th century artists, and acquire greater power and structure in your own work. There is the option to work on a single painting or a number of separate pieces and the choice of subject matter will be yours. You may work in your medium of choice but acrylics are recommended due to their ability to accommodate corrections and re-work. Whether you are a beginner or a seasoned artist, a representational or abstract painter, you will be stimulated to explore new concepts and experiment with new visual approaches.

Plein Air Landscape Painting – Introductory

COURSE CODE ARTS2035 SECTION 41
INSTRUCTOR Sam Paonessa
DATES July 24 – 28, 2017
FEE \$350.09

Engage in the fundamental aspects of painting outdoors while exploring the artistic and creative opportunities of the landscape. Instruction will address painting principles such as tone, color, form, texture and composition. Demonstrations, individual attention, and encouragement will increase your creative confidence and style. This course is suitable whether you have limited painting and drawing experience or if you are an experienced painter planning to further develop skills. You are invited to work with acrylic or oil paint in an environment that encourages individual freedom and expression. Weather permitting, the majority of class time will be held outdoors.

Portrait Sketching & Development

COURSE CODE ARTS326 SECTION 42
INSTRUCTOR Matthew Mancini
DATES July 24 – 28, 2017
FEE \$350.09

This exciting and in-depth portraiture course will develop your ability to capture the likeness of any model. Starting from a simple anatomical understanding of the elements of the face through to proportion and expression, you will be challenged to look for and isolate the unique features that identify each of us. As well as posing for each other, you will complete a self-portrait and also work with a professional model. Works by a variety of artists will be discussed throughout the course. Each student will be asked to participate by sitting for a few short portrait poses during the course.

Pottery – Form and Function

COURSE CODE ARTS318 SECTION 41
INSTRUCTOR Scott Barnim
DATES July 24 – 29, 2017 (6 days)
FEE \$416.50 includes \$18.52 initial material fee

This course is not suitable for beginners.

Gain a better understanding of form as it relates to function. Group and individual demonstrations and critiques will increase skill and personal authority with materials as well as techniques. Equal time will be spent on decorating techniques to animate work at the throwing, trimming and glazing stage of the process. Exercises will culminate in a complete reference work book of decoration techniques, sponge printing, multiple glaze layering with colour, and glaze formulas, all with a focus on personal expression. Instruction is suitable whether you are a beginner or established maker. Additional clay will be available for purchase from the school at a cost of \$20 per bag, which includes glazing and firing.



It's about the endless possibilities. Ceramics, as a process, offer endless possibilities so no matter what level you're at you can always build skill, knowledge and creativity. ~ Scott Barnim

Printmaking – Woodcut

COURSE CODE ARTS2174 SECTION 41
INSTRUCTOR Marta Scythes
DATES July 24 – 28, 2017
FEE \$350.09 (+ \$20 material fee payable to Instructor)

Learn the processes of carving an image into a wood plate, inking the surface, and hand printing multiple copies of your design. Single-coloured images will be introduced to learn the complete sequential process. The reduction method – reducing the printable, relief surface to superimpose different colours on each consecutive print – will be demonstrated mid-course. Instruction will include discussion and demonstration of sharpening carving tools. Subject choice and exploring personal style will be encouraged. You may bring lino blocks or scraps of softwood as an alternative/supplement to the provided basswood plates. This introductory relief printmaking course is open to all levels.

**REGISTER
ASAP!**

Waiting until the last minute limits your choice of courses and may cause disappointment.

See registration details on [page 94](#).

Quilting – Improvisational Abstract with Mixed Media

COURSE CODE ARTS2302

SECTION 41

INSTRUCTOR Albert Cote

DATES July 24 – 28, 2017

FEE \$350.09 (+ \$40 material fee payable to instructor)

This is an extremely creatively freeing course. Discover how shapes, angles, bold colours, straight lines, poems, movies, and even folk lore will aid you in creating abstract quilts that stretch the imagination and tell a new story. Document your ideas in a journal for the creation of future quilts. The intent is that, upon completion of the course, you will have at least three finished quilts and enough tools to create many future improvisational abstract pieces. Fabric, paint, thread, crayons, folding techniques, thread techniques, and anything you can sew down with a needle or sewing machine will be explored. Learn to work as a group as well as on your own to brainstorm themes as a starting point to a new way of seeing things. Create abstract quilts that will invite conversation and wonder. You will be required to bring a familiar and reliable sewing machine in good working order.

Refresh Décor – Chalk & Milk Paints, Waxes, Washes & Glazes

COURSE CODE ARTS2283

SECTION 41

INSTRUCTOR Margot Miller

DATES July 24 – 28, 2017

FEE \$350.09 (+ \$15 material fee payable to instructor)

Learn the tips and tricks of painting techniques used in some of the most current interior decorating trends. Tap into your talent using salvaged furniture and objects, and give your room a new identity with painterly design solutions. Transform a dark and dingy favourite into a fabulous vintage find with calm, restful colours highlighted with a protective, tinted finishing wax or glaze, for that timeless look of a country classic. Echo the beauty of natural wood to create a heritage style or an industrial metal chic effect using tinted glazes, wax and rubbed techniques. You will also learn how to paint borders and patterns using resist materials. These environmentally friendly paints can be mixed to hues of pale or bright and beautiful and adhere to most surfaces (wood, plastic and metal), generally not requiring sanding or preparation. Discover refreshing ideas for tables, chairs, lamps, trays, chargers, boxes, urns, candle holders, frames, and more.



Silversmithing/Metalsmithing/Jewellery Open Studio

COURSE CODE ARTS1995

SECTION 41

INSTRUCTOR Todd Jeffrey Ellis

DATES July 24 – 28, 2017

FEE \$350.09 (+ \$60 material fee payable to instructor)

This course is suitable for all skill and experience levels. You must consult with the instructor prior to class in order to arrive with the appropriate material for your unique project. Contact information is available on the material list.

A supportive, open studio concept will enable you to experience the wide variety of projects that metal working techniques can be used for. From raising a vessel of sterling silver or copper, forming bangles and sculptural jewellery, to embellishing mild steel components of bicycles and motorcycles, the possibilities are boundless. Beginners are welcome and experienced students will be accommodated with appropriate challenge and guidance. Working one-on-one with the instructor you will bring the metal forming project you choose to an exciting functional conclusion.

Stained Glass

COURSE CODE ARTS211

SECTION 41

INSTRUCTOR Wendy Ladurantaye

DATES July 24 – 28, 2017

FEE \$350.09 (+ \$50 material fee payable to instructor)

Stained Glass is an exciting medium that uses light and colour to create delicate or dramatic, whimsical or practical results, regardless of your artistic abilities or experience. Instruction will provide an overview of basic history, designing for glass, and limitations of the glass media, as well as the development of safe practices, skills and techniques. Initially you will complete two small projects to practice the basic skills in both copper foil and traditional lead came methods of construction. In a relaxed environment and with individual support, progress to the design and execution of a larger, more complex project in the method of your choice, working at your own pace and ability. Consider a small lamp, jewellery box, clock, panel or sculpture.

This course will run simultaneously with Stained Glass – Intermediate. Please clearly indicate which level you are registering for.

Stained Glass – Intermediate

COURSE CODE ARTS213

SECTION 41

INSTRUCTOR Wendy Ladurantaye

DATES July 24 – 28, 2017

FEE \$350.09

This course is not suitable for beginners.

Challenge yourself in creating an original design, use glass effectively, and perfect skills and techniques. Work through your project using the appropriate foil or lead came method. Safe studio practices will be emphasized as you work at your own pace and ability with individual support. Structure, reinforcement, the process of repairing stained glass, and use of rondels, bevels and clusters will be covered.

This course will run simultaneously with Stained Glass. Please clearly indicate which level you are registering for.

Watercolour Surfaces & Techniques

COURSE CODE ARTS1907 SECTION 41
INSTRUCTOR Margot Snow
DATES July 24 – 28, 2017
FEE \$350.09 (+ \$20 material fee payable to instructor)

This course is not suitable for beginners. Instruction is suited to intermediate to advanced painters with a basic knowledge of materials and watercolour techniques.

Explore a variety of surfaces and techniques as you discover new and unique ways to use watercolour. From watercolour mono printing, watercolour on canvas, and yupo paper and watercolour collage, to watercolour egg tempera – discover the possibilities. Each step of the way will be explained, explored and supported. Instruction will include demonstrations, regular constructive encouraging critiques, and kind personal attention.



My art reflects images of landscapes, florals and still life from the Muskoka and Tuscany area.
~ Margot Snow

Wire Sculpture – The Human Form

COURSE CODE ARTS270 SECTION 41
INSTRUCTOR Charles O'Neil
DATES July 24 – 28, 2017
FEE \$350.09 (+ \$50 material fee payable to instructor)

This course requires extensive use of hand tools (wire cutters, pliers).

Wire sculpture is an expressive and versatile art form. This course will lead you through the steps necessary to create a 3-dimensional sculpture of the human figure. Starting on the first day with simple drawings from a life model, you will learn to design your work, build an armature for strength, establish proportion, and then develop the work into a successful sculpture. Past drawing experience is not necessary.

Woodworking – Intermediate

COURSE CODE ARTS271 SECTION 41
INSTRUCTOR Kevin Graham
DATES July 24 – 28, 2017
FEE \$350.09

Project: A beautiful, handcrafted shaker-style lap table desk.

This course is not suitable for beginners. The ability perform a variety of core woodworking activities and comfortably use hand and power tools such as a table saw, joiner, and planer is required.

Instruction will cover a wealth of practical fine woodworking skills, with particular emphasis on joinery and construction techniques. Explore skills such as wood selection, how to measure, saw, sand and assemble wood into furniture, and construct dovetails as you increase your understanding of the sequence of construction. Learn about hard and soft woods, how to safely operate and maintain tools, and how to bring out the natural beauty of wood. Great woodworking isn't about not making mistakes. It's about learning how to avoid or fix unintended errors in the pursuit of ever-increasing skills and abilities. Techniques learned are easily transferable to a variety of furniture styles and projects. Please refer to the material list for details regarding material cost.



Always inspirational beautiful setting and fascinating people. ~ Margaret Hartviksen

Youth/Teen Metal Jewellery Arts**

COURSE CODE ARTS395 SECTION 41
INSTRUCTOR Susan Watson Ellis
DATES July 24 – 28, 2017
FEE \$238.12 (+ \$45 material fee payable to instructor)

This course is open to youth and teens from 10 to 18 years of age.

You will be surprised at how easy it is to create things as intricate looking as the King's or Twist Chain. Learn these techniques and other skills to create current jewellery styles. After mastering the basics, cut, saw, form and decorate various metals into unique creations. As skills increase, you will start to develop your own designs for bracelets, cuffs, pendants, earrings, rings, key rings or chains. Decorate and personalize with beads, and tumbled stones.



Youth/Teen Movie Making**

COURSE CODE ARTS1825 SECTION 41
INSTRUCTOR Tammy Rea
DATES July 24 – 28, 2017
FEE \$238.12 (+ \$20 material fee payable to instructor)

This course is open to youth and teens from 10 to 18 years of age.

Learn how to tell and show a great video story. From writing a script, creating a storyboard and shotlist, using a video camera, and digitally editing your movie, you'll produce a short movie that will be screened at the Friday afternoon Film Festival. The final product will be a USB stick collection of the movies. Previous experience is not required and all equipment will be provided. Many videos from past courses have been finalists at the Toronto International Children's Film Festival. You will create a character profile movie as well as work on a team story. No use of profanity or violence will be allowed.



SATURDAY, JULY 29, 2017

Drum Making Workshop – African Talking Drum**

COURSE CODE ARTS2307 SECTION 41
INSTRUCTOR John Proctor
DATES July 29, 2017
FEE \$108.40 (+ \$60 material fee payable to instructor)

A unique, hourglass-shaped drum from West Africa, the talking drum's pitch can be regulated to mimic human speech. It has two drum heads connected by rope, allowing the player to modulate the pitch of the drum by squeezing the ropes between their arm and body. This enables the instrument to capture the pitch, volume, and rhythm of human speech, though not the qualities of vowels or consonants. Make and decorate a drum shell body from PVC plumbing pipe and fittings, wrap and prepare four steel rings, and attach African goat skins with drum rope. A beater will also be assembled. Playing techniques will be discussed.

Fun with Words & Paper – Bridging Generations Workshop**

COURSE CODE ARTS2295 SECTION 41
INSTRUCTOR Fay Wilkinson & Nora Zylstra Savage
DATES July 29, 2017
FEE \$108.40 (+ \$7 material fee payable to instructor)

This workshop is suitable for students from 10 years to elderly!

Come together! This is a wonderful opportunity to share time with a family member or friend of a different generation. Whether you are big or little, from the older or younger generation, share time with your 'workshop partner' playing with words, memories and paper. The morning will be spent remembering your times spent with each other, using simple word games, prompts, and photos. With assistance, you will both have fun creating and adding to each other's stories and poems. In the afternoon you will capture the essence of your stories and poetry with the creation of a variety of playful and innovative paper forms, which may include a reversible book, mini booklets, and paper sculptures. With guidance you will have the opportunity to decorate and embellish your creations. Expect to have fun in a creative and supportive atmosphere!



The energy and creativity Nora brought to the course was amazing!

Glass Flamework Workshop**

COURSE CODE ARTS699 SECTION 41
INSTRUCTOR Brad Sherwood
DATES July 29, 2017
FEE \$108.40 (+ \$30 material fee payable to instructor, depending on projects chosen)

Heat glass to a molten state and then sculpt, blow and manipulate it, creating highly detailed and colourful glass objects. Learn the basics of operating a flameworking torch safely and see demonstrations in the tools and techniques of bead making and small glass sculpture. You'll have the opportunity for hands-on practice, creating a number of small objects. Using a torch is relatively inexpensive and is commonly set up in home studios. This workshop is intended to provide an introductory experience. No previous glass experience is necessary.

Jewellery – Sterling Silver Fold Formed Earrings Workshop**

COURSE CODE ARTS1519 SECTION 41
INSTRUCTOR Todd Jeffrey Ellis
DATES July 29, 2017
FEE \$108.40 (+ \$75 material fee payable to instructor)

No experience is needed to create your own original pair of silver earrings. Explore the 'fold form method' of working with sheet metal in this hands-on workshop. Through the use of four different folds you will create 3-dimensional shapes of various designs to produce a unique pair of contemporary style earrings.

Origami Workshop**

COURSE CODE ARTS2321 SECTION 41
INSTRUCTOR Angel Ho
DATES July 29, 2017
FEE \$108.40 (+ \$20 material fee payable to instructor)

Discover the possibilities of this traditional paper folding technique. Develop fundamental skills of folding different sized papers as well as an understanding of how to read basic origami instructions. Explore a range of shapes utilizing the traditional origami practice of folding with a square sheet, with no glue or scissors. Further technical instruction will be paralleled with contemporary folding techniques, which employ rectangular papers, scissors, and adhesives. You will be encouraged to create as many forms and variations as possible and you're your knowledge of origami to studies and practice in other areas.





Photography Workshop – Wildlife, Ecotrail & Landscape**

COURSE CODE ARTS2322 SECTION 41
INSTRUCTOR Lydia Dotto
DATES July 29, 2017
FEE \$108.40

This workshop is not suitable for beginners. Instruction best suits amateur photographers who already have a digital camera and are knowledgeable about how to use it. A DSLR camera or an advanced “bridge” or “point & shoot” camera with lenses that offer both wide-angle and telephoto shooting capability is required.

Indulge your interest in birds and other wildlife – their colors and diversity, as well as their amazing and amusing behaviours. Enhance your travel photos from national parks, natural habitats, and scenic wonders, and learn to better photograph exotic plants and animals. Instruction will focus on enhancing existing skills specifically to capture better wildlife and landscape images, whether you shoot at the bird feeder in your back yard or journey to the ends of the earth. Wildlife shooting is one of the most challenging types of photography, requiring the ability to capture elusive and skittish subjects and fast, unpredictable behaviour, often in low light. Landscapes/scenic shooting presents special challenges of its own, although at least your subject isn’t running or flying away from you. The photographer must rapidly and constantly assess and juggle camera settings and environmental conditions to obtain the best results. This workshop will provide knowledge and tools to assist with those challenges. Topics to be covered include: equipment considerations for wildlife and landscape photography; understanding camera settings, composition and environment factors with wildlife and landscape shooting in mind; shooting techniques that enhance wildlife and landscape photography; how understanding wildlife behaviour can increase your chances of a good shot; ethical behaviour and safety when shooting wildlife and natural areas; pretend your pets (or your children) are wild animals; nearby locations in southern Ontario to shoot wildlife – where and when; wildlife/ecotravel photo trips (e.g. Newfoundland, BC, Costa Rica, Africa, Antarctica) – how they compare with general tours for non-photographers; travelling with your camera – the challenges and hazards of airports, hotels, boats and electricity; after the shot – organizing and post-processing your images on your computer; photo contests – the good, the bad and the ugly.

Poetry Will Make You a Better Writer Workshop**

COURSE CODE ARTS2304 SECTION 41
INSTRUCTOR Catherine Graham
DATES July 29, 2017
FEE \$108.40

Whether you write poetry or prose, exploring the elements behind a poem will help you grow as a writer by adding tools to your writing toolbox. Compression, image, metaphor and voice are just some of the aspects that will be explored. Through examples, exercises, discussion and reflection, you’ll discover how poetry works. The opportunity to read your drafts will be part of the process.

Printmaking – Woodcut Workshop**

COURSE CODE ARTS2181 SECTION 41
INSTRUCTOR Marta Scythes
DATES July 29, 2017
FEE \$108.40 (+ \$10 material fee payable to instructor)

Learn the processes of carving an image into a wood plate, inking the surface, and hand printing multiple copies of your image. Subject choice and exploring personal style will be encouraged. This introductory relief printmaking workshop is open to all levels.




I love helping people ‘see’ to understand and interpret their world in new ways.
~ Marta Scythes

**REGISTER
ASAP!**

Waiting until the last minute limits your choice of courses and may cause disappointment.

See registration details on [page 94](#).



JULY 31 TO AUGUST 4, 2017

Acrylic Glazing & Encaustic Effects

COURSE CODE ARTS2287 SECTION 41
 INSTRUCTOR Kim Lee Kho
 DATES July 31 – August 4, 2017
 FEE \$350.09 (+ \$60 material fee payable to instructor)

From the Old Masters to cutting-edge contemporary artists, the use of transparent paint glazes is a tradition that has come a long way. In this process and materials-based course you will learn the language of transparent colour in acrylics, how to mix and work with glazes, which mediums to use when, and the importance of dilution, sheen and thickness. Glazing will be complemented with the rich surfaces and translucent depth of encaustic effects in acrylics. In structured exercises and your own creative explorations you will work with layering, blending, painterly marks, impasto surfaces and combine acrylics with other media to create depth and invite light into your paintings.

Animals in Art

COURSE CODE ARTS996 SECTION 41
 INSTRUCTOR Jay Dampf
 DATES July 31 – August 4, 2017
 FEE \$350.09

Our artistic history began with the portrayal of animals on cave walls and the importance of our connection to the natural world is just as relevant today. Whether you are working at a beginner or more advanced level of skill you will explore that history in the mediums and the styles of your choice. This hands-on course is an excellent opportunity for those in need of individual attention and easy going, step-by-step instruction in the physical, practical production of animal art. In addition to individual attention, you will learn a great deal from the demonstrations given to others in their styles and mediums. Skills learned can be applied to much more than the depiction of nature and animals. The instructor recommends that potential students contact him prior to the course. Your experience will be enhanced in specifics regarding mediums, supplies and personal projects can be discussed.



Beadwork Through the Ages

COURSE CODE ARTS1999 SECTION 41
 INSTRUCTOR Andrew Bullock
 DATES July 31 – August 4, 2017
 FEE \$350.09 (+\$50 material fee payable to instructor)

First Nation's beadwork methods vary dramatically. Learn to reproduce five techniques and gain an appreciation of the historical context of beaded articles. Wampum Bead Weaving The history, manufacture and importance of wampum beads will be discussed and you will create a woven wampum band using glass wampum beads and deerskin warp lace. Rosettes Rosettes are circular beaded discs often used for medallions. Design and produce a unique rosette, learning how to maintain crisp lines of detail. Peyote Stitch Known by several names including Gourd Stitch, this stitch is used to bead around cylindrical objects like drum sticks and the base of feathers. Origins and variations will be discussed and you will design and create a beaded key chain. Loom Beadwork Beading on a loom produces a long, narrow project such as a headband, belt or bracelet. Variations including heddle beading and loose warp beading will be discussed and you will design a project and produce a custom strip of beadwork. Lazy Stitch. Commonly used on the Plains to cover large areas of work like pipe bags, shirt strips and tipi bags, designs are achieved by sewing rows of several beads at once. Origins, variations and traditional materials such as brain-tanned leather and sinew as thread will be discussed. A small brain-tanned neck bag, embellished with lazy stitch beadwork will be created. Contemporary applications for each of these techniques will also be explored.

Bladesmithing

COURSE CODE ARTS2032 SECTION 41
 INSTRUCTOR Jeff Helmes
 DATES July 31 – August 4, 2017
 FEE \$350.09 (+ \$100 payable to instructor)

Create a hand-forged, hand-finished knife using simple tools. Instruction will cover forging, heat-treating and finishing, as well as assembling a wood handle.

Contemporary Landscape Painting

COURSE CODE ARTS686 SECTION 41
INSTRUCTOR John Leonard
DATES July 31 – August 4, 2017
FEE \$350.09

This course is not suitable for beginners.

This course will cover both the theory and the techniques of modern landscape painting as you work in the medium of your choice. Examine contemporary developments in art to enable you to use your creativity and self-expression in the development of a personal approach and advance the conceptual level of your work. Instruction will advance existing skills and knowledge of contemporary landscape painting.

Creativity & Mindfulness

COURSE CODE ARTS2319 SECTION 41
INSTRUCTOR Lisa Schmidt & Kate Kitchen
DATES July 31 – August 4, 2017
FEE \$350.09 (+ \$40 material payable to instructor)

Of value to both emerging and established artists, this is an opportunity for personal discovery and transformation of your creative life through mindfulness-based practices, group coaching, individual reflection and writing exercises, as well as forays into photography and collage. Explore who you are as an artist through language, imagery and periods of stillness, as well as consider how to nurture yourself through creative droughts and disappointments, and build the supports and community that sustain a long creative life. In combining both inner and outer exploration – and inspiring, focused discussions with your peers – you will tap into the inner well of memory and experience to surface the images and stories deep inside you that result in artistic output that is personally meaningful, and also resonates deeply with others.



Kate and Lisa inspire others as they convey strong self-knowledge, a natural respect for self and others' strengths and an ability to balance the demands of professional work with personal creative expression. – Jen Barr

Drum Making & Rhythm

COURSE CODE ARTS289 SECTION 41
INSTRUCTOR John Proctor
DATES July 31 – August 4, 2017
FEE \$350.09 (+ \$100 material fee payable to instructor)

Construct drums and percussion instruments and also learn how to play them with diverse groups of people. Different cultures from around the world will be explored and instruments will be created relevant to the history of that region. In addition to the construction of instruments, instruction will address facilitating drumming with different groups such as kids, teens, adults, seniors, special needs, and at-risk sectors. This workshop is ideal for drum circle facilitators, sound and expressive arts practitioners, music teachers, camp counsellors, youth and adult education workers, as well as anyone who would like to build a variety of percussion instruments and learn how to play them. Instruments including hand drums, didgeridoo (Australia), cuica and caixixi (Brazil), and adufe (double sided frame drum from Portugal) will be made from found materials including PVC pipe and fittings, cans, and wood. Goat and calf skins will be attached and beaters assembled. Decorating options will be included.

Folk Music for All Instruments & Vocals

COURSE CODE ARTS2309 SECTION 41
INSTRUCTOR Katherine Wheatley
DATES July 31 – August 4, 2017
FEE \$350.09

For singers, guitarists, keyboardists, and non-instrumentalists alike – all are welcome. This course will suit whether you're just starting to think about making music or you've been at it for a while and want to learn something new. Experience the magic of making music and the power of playing together in a nurturing environment. Instruction will consist of daily exercises to liberate your true voice; new strumming and finger picking techniques as well as short chord melodies for the guitar; repertoire development with the addition of songs that compliment and stretch your abilities; working on originals to bring them up to performance standard; song circles and jamming; band composition; and performance techniques.

Glass Fusing, Slumping & Surface Decoration

COURSE CODE ARTS1496 SECTION 41
INSTRUCTOR Kirei Samuel
DATES July 31 – August 4, 2017
FEE \$350.09 (+ \$130 material fee payable to instructor)

Explore, experiment and discover the exciting possibilities of kiln-fired glass. Design, colour, kiln theory, fusing, slumping, and surface design techniques will be explored through a variety of projects including a panel, platter, tile and jewellery. Further enhance your work using pattern bars and etching for truly unique results. You will be required to supply or purchase (System 96) compatible glass for use in this class. Previous experience is not necessary to enjoy this course.

Kids' Seusserific**

COURSE CODE ARTS1312
INSTRUCTOR Rebecca Reynolds
DATES July 31 – August 4, 2017
FEE \$108.90 (+ \$20 material fee payable to instructor)

SECTION 41: 9:00 – 12 Noon, 4 (as of Jan 1, 2017) to 6 years old.
SECTION 42: 1:00 – 4:30pm, 7 to 9 years old.

Oh, the places you'll go in this week-long adventure into the wacky, wonderful works of Seuss! Dr. Seuss' fun, fantastical stories will spark your imagination as you create colourful, kooky imaginary creatures and razzmatazz rhyming poetry. The Cat in the Hat himself will inspire us to make hilarious hats sure to trigger a fashion frenzy. So come out to play, paint, giggle and grin in a course that's sure to be a blast!

Kids' Design & Build with LEGO® Bricks**

COURSE CODE ARTS398
INSTRUCTOR Rob Gray
DATES July 31 – August 4, 2017
FEE \$108.90

SECTION 41: 1:00 – 4:30pm, 4 (as of Jan 1, 2017) to 6 years old.
SECTION 42: 9:00 – 12 Noon, 7 to 9 years old.

Plan, design, and ultimately building great structures using LEGO Bricks. Help brainstorm ideas and take an active role in the creative process as you and your classmates work on a different project each day. These projects may include LEGO City, theme parks, video game creation, and more. There will be over 10,000+ LEGO Bricks for you to work with! Learn building techniques and develop skills in creativity, planning, critical thinking, problem solving, presentation, and teamwork. Each day you will have the opportunity to present your amazing LEGO structures with your team. As a bonus, there will even be EverBlocks (giant multi-coloured blocks) for one day of building. Discover and challenge your creative building skills with LEGO bricks.

Make-up FX & Character Design

COURSE CODE ARTS2231 SECTION 41
INSTRUCTOR Rhonda Morley Causton
DATES July 31 – August 4, 2017
FEE \$350.09 (+ \$145 kit fee payable to the instructor)

Bruising, abrasions, all degrees of burns, severe burn scars, scarring from old incisions or cuts, frost bite, bald cap creation and application, age makeup, break down makeup, zombie makeup, glass embedded in the skin, character design, and more will be learned, demonstrated and practiced. Learn to completely transform appearances and create characters using Out of Kit FX makeup. In the film industry many makeup effects are done on set, quickly and effectively, from products in the makeup artist's kit. You will be encouraged to be innovative, creative and bold and you explore how the products work and what they are commonly used for. This exploration will progress to the creation of unique character makeups. Instruction will also address how to sanitize makeup palettes, brushes and equipment, preventing the models' exposure to bacteria, and germs. Discussion will include the importance of continuity on film, as well as other aspects of the film industry as they pertain to the role of the makeup artist.

Mixed Media Stitchery

COURSE CODE ARTS2310 SECTION 41
INSTRUCTOR Kate Carder-Thompson
DATES July 31 – August 4, 2017
FEE \$350.09 (+ \$40 material fee payable to instructor)

Much more than stitching – this course will begin with a review of fundamental embroidery stitches and progress to experimentation with their sculptural and mark-making potential. Take inspiration from historical artworks and contemporary artists as you explore various ways to alter the surfaces of paper and fabric before adding stitches. Abstract, expressive, a tad irreverent – the opportunities are endless.

Painting & Collage – Unconventional

COURSE CODE ARTS2165 SECTION 41
INSTRUCTOR Rosemary VanderBreggen
DATES July 31 – August 4, 2017
FEE \$350.09 (+ \$30 material fee payable to instructor)

Delve into paint surface treatments and learn new and innovative ways of using collage papers in your painted works, collage as inspiration for painting, and collage as a medium. Practice various techniques and tools for applying acrylic and/or watercolour paint as a surface, alter papers with paint, and explore many paper sources as collage material. With the incorporation of paint, learn colour and composition concepts using found and altered papers as inspiration. Historic and contemporary examples from books and online sources will be referenced. Daily discussions and critiques will inspire discussion and the exchange of ideas. Individuality will be encouraged and all skill levels are welcome.



Paper Manipulations & Collage

COURSE CODE ARTS1147 SECTION 41
INSTRUCTOR Suzi Dwor
DATES July 31 – August 4, 2017
FEE \$350.09 (+ \$65 material fee payable to instructor)

Work with a variety of papers, including rice, mulberry, washi, and watercolour papers in a non-traditional way to create two- and three-dimensional works of art. Explore colour, texture, patterning, design and the physical properties of paper and its relationship to other media such as paint, wax resist, and a variety of drawing materials. You will tear, weave, wrap, layer, stamp, paint, make marks, and continue to experiment with your supplies. Experiment with collage, assemblage, fibre techniques on paper, and learn 20 ways to manipulate paper. Projects include a book cover, 3D paper garment, abstract collages, relief landscapes and self-directed explorations. This is a very exciting and rich experimental mixed media class for beginners and experienced artists.

Photography – In Camera

COURSE CODE ARTS1690 SECTION 41
INSTRUCTOR Elisabeth Feryn
DATES July 31 – August 4, 2017
FEE \$350.09

While the modern digital camera has many tools to help with the creative process, taking interesting and effective photos involves imagination and a sense of design, along with technical know-how. This course will be of interest to beginning and intermediate photographers. Learn to make consistently better images through hands-on interactive work with your camera controls in the classroom, on daily practical field trips, and through in-depth reviews and critique sessions. The instructor will share basic post production techniques on images. Instruction is best suited to digital SLR cameras; point-and-shoot cameras with manual functions could be accommodated.

Plein Air Landscape Painting – Intermediate/Advanced

COURSE CODE ARTS2173 SECTION 41
INSTRUCTOR Sam Paonessa
DATES July 31 – August 4, 2017
FEE \$350.09

This course is not suitable for beginners. Plein air experience is required.

Improve your plein air painting skills through concentrated time in the field. Solidify painting principles and techniques, and develop visual editing skills as you push the boundaries of your skills. Review fundamentals and learn to have fun with the challenges of landscape painting. You are invited to work with acrylic or oil paint in an environment that encourages individual freedom and expression. Be prepared to work outdoors and note that some locations may require walking and transporting painting equipment.

Portrait Painting

COURSE CODE ARTS579 SECTION 42
INSTRUCTOR Matthew Mancini
DATES July 31 – August 4, 2017
FEE \$350.09

This course is not suitable for beginners. Painting experience is required to participate.

This exciting will develop your ability to capture the likeness of any model in any opaque paint medium. You may work in any opaque paint medium (gouache, acrylic, water-soluble oils, and traditional oils without solvents) that you are comfortable with. Starting with an understanding of composition, value studies and monochromatic paintings, you will advance to expressive paintings of the model in a full palette. Works by a variety of artists will be discussed throughout the course.



Pottery Throwing Camp – Intermediate/Advanced

COURSE CODE ARTS735 SECTION 41
 INSTRUCTOR Rene Petitjean
 DATES July 31 – August 4, 2017
 FEE \$364.90 includes \$36.63 material fee

This course is not suitable for beginners.

Have you ever wished you could spend several days just focusing on increasing your throwing skills? Do you feel that you have 'hit the wall' in terms of being able to throw...more efficiently, bigger pieces, more consistently, looser pots, tighter pots? This course will encourage and challenge you to learn new throwing techniques, increase your throwing skills, and practice, practice, practice. Throwing is a physical skill. It requires proper technique, good tools, and proper care of your body. Through a series of demonstrations, specific exercises, class discussions, inspirational videos, and lots of wheel time, you will have the opportunity to increase your throwing skill as well as develop a personal practice of pot-making. A pug-mill will be available to make reclaiming clay as easy as possible. It is not the intent of this course to cover glazing and firing. One bisque firing may be done to ease the transport of 'trophy pots'. A limber sense of humour and a willingness to cut pots in half will make the week much more enjoyable. Additional clay is available for purchase from the school at a cost of \$16 per bag.

Printmaking – The Etched Image

COURSE CODE ARTS2113 SECTION 41
 INSTRUCTOR Anna Gaby-Trotz
 DATES July 31 – August 4, 2017
 FEE \$350.09 (+ \$130 material fee payable to instructor)

Discover the beauty of the etched line and explore the production of multiple prints. Copper plates are coated with an acid resistant ground onto which you draw to create your image. After an image is etched, you have a matrix you can print over and over again. You will have the opportunity to create line etchings as well as move into more complex techniques where tone is added to the plate. Instruction will address black and white etching as well as colour. Emphasis is on exploration and creativity. All skill levels are welcome.

Quilting – The Art Quilt

COURSE CODE ARTS1236 SECTION 41
 INSTRUCTOR Elaine Quehl
 DATES July 31 – August 4, 2017
 FEE \$350.09 (+ \$55 material fee payable to instructor)

Instruction will inspire your creativity and enable you to produce original works of art in the quilt medium. The goal is to enable you to experiment, take risks and create original work as you discover your voice, your style, and what you want to express. Instruction and exercises in colour as well as the elements and principles of design and composition will give you the background to make

visually dynamic work. Explore the process of dyeing your own fabric, the techniques you might need to construct the work itself, and how to finish it off. Learn how to create a pattern for your original design and discover freeform construction methods. You will have the opportunity to complete two small works using both methods and begin to make plans for a larger art quilt. You will be required to bring a familiar and reliable sewing machine in good working order.

Silver Clay – Mould & Fire

COURSE CODE ARTS703 SECTION 41
 INSTRUCTOR Sophia Tink
 DATES July 31 – August 4, 2017
 FEE \$350.09 (+ \$380 material fee payable to instructor)

Bring your jewellery or art designs to life using Metal Clay. Art Clay Silver Metal Clay is a medium that moulds like clay but fires to 99.9% pure silver metal. You can manipulate this medium into virtually any shape you desire. Learn various techniques such as: filigree (syringe type), burnout methods, appliqué, hollow forming, carving, attaching findings, layered leaf technique, setting synthetic stones, firing, and polishing. With these techniques you will design a minimum of four projects of your choice. Possibilities include rings, pendants, earrings, or a non-wearable art piece. Techniques such as Vitrea 160 paint for enamelling will also be addressed.



Watercolour Painting – Big Skies, Clouds & Landscapes

COURSE CODE ARTS1665 SECTION 41
 INSTRUCTOR Martha Robinson
 DATES July 31 – August 4, 2017
 FEE \$350.09

This course is not suitable for beginners. Instruction is suitable for intermediate painters with a basic knowledge of materials and watercolour washes.

Setting the tone in any realistic landscape painting is the sky – dramatic, often dynamic, and changing from season to season. Each day will focus on a different aspect of painting the sky including underpainting for seasonal colour changes, bright summer skies and sunlit cumulus clouds, wet-in-wet storm-swept skies and dramatic lighting. Step-by-step instruction in wet on dry and wet-in-wet techniques, lost edges, and colour mixing will guide you as you build painterly skies. Colour handouts will be provided for take-home reference. Landscape photos will be provided (you may also bring your own) for reference and include elements such as distant farm buildings, trees, fields and water interest. Additional instruction relevant to these subjects will be provided as desired.

Watercolour Painting – Experimental

COURSE CODE ARTS250

SECTION 41

INSTRUCTOR Kal Honey

DATES July 31 – August 4, 2017

FEE \$350.09 (+ \$20 material fee payable to instructor)

Challenge your preconceptions about what constitutes a watercolour painting and how it might be created. Through both set and self-directed exercises, you will be encouraged to be as adventurous as possible in your media combinations, methods and subject matter. Group discussion and personal attention will enable you to better understand and develop your artistic vision. If you're already excited with your current direction, develop it – push it further. If you're stuck, become unblocked in a creative, non-threatening environment. If you're just beginning, explore the vast array of options and start to find your path and your voice. This course is both safe haven and launching point: personal expression and direction are paramount, and at every turn you will be encouraged to hear and trust your own inner compass in boldly exploring new directions. All levels and abilities are welcome – you need only an open mind and an adventurous spirit.

Winter Moccasins & Buckskin Mittens

COURSE CODE ARTS2312

SECTION 41

INSTRUCTOR Kielyn Marrone

DATES July 31 – August 4, 2017

FEE \$350.09

Moccasins are the warmest, lightest, and coziest style of winter footwear. Discuss and explore these as well as other traditional winter clothing options as you completely make and personalize your winter moccasins. The second project is a pair of buckskin outer mittens with felted wool inner mitts. The outer shell is made from deer or moose hide, designed to cut the wind and protect your wool from abrasion. Using breathable, 33oz. wool blankets from Woolrich®, your hands will stay dry and comfortable as these natural materials wick away the moisture. Customize your creations through a variety of colours, decorative trims and yarn to really make these mittens your own. All materials required will be available for purchase in this fun and informative course. Material fee varies depending on project chosen, please refer to the material list for details.



Very well run and organized nice collection of evening activities. ~ Heather Hayes

Writing within the Expressive Arts^e

COURSE CODE ARTS2293

SECTION 41

INSTRUCTOR Nora Zylstra Savage

DATES July 31 – August 4, 2017

FEE \$350.09 (+ \$15 material fee payable to instructor)

To register for this course you must meet the admission requirements for the Expressive Arts Graduate Certificate Program. For more details visit www.hsad.ca.

This course is an elective credit toward Fleming College's Expressive Arts Certificate. It is not an elective credit toward Fleming College's Visual and Creative Arts Diploma.

It is strongly recommended that students have taken Introduction to Expressive Arts (formerly Introduction to Expressive Arts Therapy).

This course provides an encouraging, safe space for discovering different writing styles, forms and exercises which can be utilized by you and practiced with others in the Expressive Art field. The exercises may include: folktales for reflective insights, personal narratives, poetry exploration, alternative perspectives, and journaling. Experiment with writing tools such as clustering, mind mapping, rapid writing, word prompts, visualizations, and music. Class discussions, practice, and sharing will add to your own understanding and usage of the techniques. Learn and have fun in a creative and supportive environment.

Youth Archery & Fencing**

COURSE CODE ARTS1522

SECTION 41

INSTRUCTOR Brad Sherwood

DATES July 31 – August 4, 2017

FEE \$213.53 (+ \$40 material fee for equipment rental payable to instructor)

This course is open to youth from 10 to 12 years of age.

Fencing and archery are two distinct arts that develop mental focus, physical coordination, patience, discipline and technical skill. This course will introduce you to both activities in a safe and enjoyable way. In the morning you will learn basics of fencing – footwork, techniques and rules. In the afternoon, archery will involve proper shooting technique, bow knowledge and care. Through demonstrations, coaching, games and friendly competition, you will have the opportunity to develop an appreciation and ability in these disciplines.

Youth/Teen Drama and Creative Art Expression**

COURSE CODE ARTS2315

SECTION 41

INSTRUCTOR Gwendolyn Elliott

DATES July 31 – August 4, 2017

FEE \$238.12 (+ \$25 material fee payable to instructor)

This course is open to youth and teens from 10 to 18 years of age.

Bring drama and art to life! Explore the process and production of creating visual art and drama through hands-on discovery and experimentation. Learn techniques to express yourself with movement, acting, painting, and journal writing. Instruction and exercises will look at elements and principles of design as they apply to both visual arts and dramatic arts, exploring similarities and differences. One of the gifts of drama is its highly collaborative nature. Painting will be a collaborative act as well as a large group creation! The course will conclude with your talents shining in a short performance and you'll also take home a large acrylic painting.

AUGUST 7 TO 11, 2017

Acrylics: Non-Objective II

COURSE CODE ARTS1268 SECTION 41
INSTRUCTOR Lila Lewis Irving
DATES August 7 – 11, 2017
FEE \$350.09

This course is not suitable for beginners. Experience in painting and design is required.

Learn the principles of non-objective art and further develop your painting skills. Boldness and experimentation will be encouraged as you explore the infinite possibilities of arranging shapes and colours.




Welcome to a big adventure.
~ Lila Lewis Irving

Basketry – Collect & Create

COURSE CODE ARTS2257 SECTION 41
INSTRUCTOR Sheila Ziman
DATES August 7 – 11, 2017
FEE \$350.09 (+ \$20 material fee payable to instructor)

Basketry is one of the oldest crafts, with basket makers using natural materials from the environment to create useful items. Explore the natural environment, gather materials, and create your own functional or fanciful baskets. Materials may include willow, alder, sumac and dogwood twigs, cattail leaves, soft rush, cedar or birch bark, and an assortment of vines. Some commercial reed and other material may be combined with these natural materials. The first project will be a small coiled basket of sweet grass, with all materials provided. Willow and other materials will then be collected to create a round basket, followed by a ribbed basket with a handle. Next will be the collection of cattails, rushes, and sedges to be woven into a square basket. Discover sustainable gathering practices as well as proper storage and preparation for future use of the materials. Previous basketry experience is an asset but is not required.



Blacksmithing

COURSE CODE ARTS38 SECTION 41
INSTRUCTOR Rene Petitjean
DATES August 7 – 11, 2017
FEE \$442.68 includes \$92.59 material fee

This course involves the use of hot forges and metal. You must be prepared to work independently with a high level of concentration, physical exertion and mechanical aptitude.

Learn the basics of blacksmithing in a hands-on studio situation. You will have an opportunity to learn the skills required to produce appealing and functional objects using traditional blacksmithing techniques. Instruction will provide an understanding of simple forging principles such as drawing out, punching, scrolling and more. Finishing techniques will also be stressed. Ample opportunity will be provided to practice what you've seen demonstrated. Please bring a project concept with you. Additional material fees will be charged for large or multiple projects.

Conceptual Domestic Craft

COURSE CODE ARTS2258 SECTION 41
INSTRUCTOR Michele Karch Ackerman
DATES August 7 – 11, 2017
FEE \$350.09 (+ \$20 material fee payable to instructor)

Basic previous experience with knitting and sewing is required. Tatting will be taught.

Quilts crafted by grandmothers and needlework stitched by great aunts become treasures. The devotion and love that was 'stitched' into the creation of these heirloom objects resonates through time. They're imbued with meaning and significance. Tap into the energy of domestic craft and explore deeper meaning by creating your own series of conceptual domestic craft works that will combine vintage photographic transfers on fabric with heirloom material and processes. Embroidery, knitting, sewing, quilting and tatting all will be utilized in a thoughtfully designed series of projects that honour your family history and deepest self.

Creative Writing

COURSE CODE ARTS61

SECTION 41

INSTRUCTOR Ibi Kaslik

DATES August 7 – 11, 2017

FEE \$350.09

This course will help you gain access to and develop your inner voice, helping you listen and respond to your own writing.

Learn how to tap into your own creativity and strengthen your writing skills in a supportive workshop environment.

Topics include: getting started, character, dialogue, structure, description, point of view, and good beginnings. Step by step, you will experience the various components of the writing process; generating ideas/subject matter, first draft, the writing workshop, the art of revision and the final draft. This course can be taken repeatedly by new writers of fiction, creative non-fiction, poetry and memoir, as well as experienced writers who want to refresh and expand their skills.



Decoy Carving – Contemporary Antique Style

COURSE CODE ARTS1928

SECTION 41

INSTRUCTOR Ken Hussey

DATES August 7 – 11, 2017

FEE \$350.09 (+ \$30 material fee payable to instructor)

Project: Hooded Merganser with TJ Hooker and Mark McNair influences

Using simple hand tools learn to shape and carve a traditional decoy and progress to painting and aging techniques to create the look and patina of a century-old decoy. Instruction is suited to the beginner carver but will also accommodate experienced students in the exploration of this unique style of decoy.



We all have art in our heart, we just need to let go and give over to the process, happiness follows!

~ Rosemary VanderBreggen

Drawing with Intuition

COURSE CODE ARTS2317

SECTION 41

INSTRUCTOR Dagmar Kovar

DATES August 7 – 11, 2017

FEE \$350.09 (+ \$35 material fee payable to instructor)

This course is based on the fact that “we know more than we know.” Through a series of targeted drawing exercises, you will explore pathways for (re) opening access to intuition, the key place to the uniquely individual ways we relate to the world, to our own voice and individual style. While technique and theory are initially left behind, these skills will develop naturally, together with your unique expressive way of drawing. The learned process is then applicable to any medium or technique. Instruction is suitable for all skill levels and would benefit artists working in any medium. No previous experience in drawing is necessary.



I prefer drawing to talking. Drawing is faster and leaves less room for lies. ~ Le Corbusier

Figurative Collage

COURSE CODE ARTS2260

SECTION 41

INSTRUCTOR Rosemary VanderBreggen

DATES August 7 – 11, 2017

FEE \$350.09

For the experienced and beginner artist alike, figurative collage is a new way to discover the figure. Viewing the model in both costume and life, you will prepare paper materials using magazines, newspaper and found papers. Using form and shape, discover how simple it is to establish the figure, finding the light and shadows. Instruction will progress to abstracting the figure and experimenting with composition. Daily lessons on colour theory and composition will establish the figure as an important artistic element. Strong emphasis will be placed on collage, with the addition of other media enhancements, including paint, encouraged. Past and present use of the figure in art will be addressed through daily discussions as well as book and media references. Daily critiques will provide an opportunity to speak to your work and participate in discussion, an important part of your art practice.





These two glass flamework courses will run simultaneously. Please clearly indicate the level you are registering for.

Glass Flamework Techniques

COURSE CODE ARTS1760 SECTION 41
INSTRUCTOR Brad Sherwood
DATES August 7 – 11, 2017
FEE \$350.09 (+ a material fee of approx. \$100 payable to instructor, depending on projects chosen)

Flameworking is a method of shaping glass through the use of a torch. Glass is heated to a molten state and you then sculpt, blow and manipulate it, creating highly detailed and colourful glass objects. This course will provide you with a fundamental understanding of glass through the processes of flameworking. Beginning with the safe and comfortable operation of equipment, you will quickly progress to methods of shaping and constructing using a variety of tools and techniques. Working with a range of glasses you will gain a solid foundation in flameworking practice that will allow for progression beyond the basics. Through lectures, demonstrations and hands-on practice, instruction will cover introductory methods of shaping and manipulating molten glass to advanced constructions, including blowing glass and the use of moulds. You are encouraged to bring an open mind and ideas that you would like to develop in glass. No previous glass experience is necessary.

Glass Flamework Techniques II

COURSE CODE ARTS1761 SECTION 41
INSTRUCTOR Brad Sherwood
DATES August 7 – 11, 2017
FEE \$350.09 (+ a material fee of approx. \$100 payable to instructor, depending on projects chosen)

This course is not suitable for beginners.

Building on basic methods and techniques you will learn advanced methods of flameworking design, construction and colour application. Develop skills to create advanced blown forms and multi component constructions. This course will consist of a review of studio safety and torch operation, demonstrations, lectures and hands-on practice. You are encouraged to bring ideas of projects you would like to achieve.



These three jewellery courses will run simultaneously. Please clearly indicate the level you are registering for.

Jewellery – Chain Making: Beginner

COURSE CODE ARTS46 SECTION 41
INSTRUCTOR Susan Watson Ellis
DATES August 7 – 11, 2017
FEE \$350.09 (+ a material fee payable to instructor, dependent upon projects chosen)

Chains – they can be delicate or heavy, traditional or modern, symmetrical or abstract. Learn to form wire and fabricate links which will be connected to create traditional and modern chain styles. Once you have mastered basic jewellery making skills, you'll be encouraged to experiment with proportions, materials and linkages to create your own unique designs.

Jewellery – Chain Making: Intermediate

COURSE CODE ARTS1495 SECTION 41
INSTRUCTOR Susan Watson Ellis
DATES August 7 – 11, 2017
FEE \$350.09 (+ a material fee payable to instructor, dependent upon projects chosen)

This course is not suitable for beginners.

Expand your chain making skills to include chain designs that require soldering, such as single link designs. You will also learn to manipulate soldered links to alter their shape from round to oval or curved as well as how to flatten and forge them using hammers and steel blocks.

Jewellery – Chain Making: Advanced

COURSE CODE ARTS1659 SECTION 41
INSTRUCTOR Susan Watson Ellis
DATES August 7 – 11, 2017
FEE \$350.09 (+ a material fee payable to instructor, dependent upon projects chosen)

This course is not suitable for beginners.

Further your chain making skills by exploring the techniques of fine chain fabrication. Link manipulation for this size of chain, element formation, and proportional considerations for your design will be addressed.

Kids' Cartoons, Characters & Chaos**

COURSE CODE ARTS692

INSTRUCTOR Laurie Rockman

DATES August 7 – 11, 2017

FEE \$108.90 (+ \$25 material fee payable to instructor)

SECTION 41: 1:00 – 4:30pm, 4 (as of Jan 1, 2017) to 6 years old.

SECTION 42: 9:00 – 12 Noon, 7 to 9 years old.

Imagine! And create your own cartoon characters and creatures. Learn how to draw funny faces, bodies, animals, aliens, backgrounds, props and have your characters do funny actions. You'll also learn to create humorous scenes using speech bubbles and "cartoon talk". Use a variety of artists' materials and tools to work on and complete a new project each day.



There is truth in humour, and humour in the truth. ~ Laurie Rockman

Kids' Handbuilding Pottery**

COURSE CODE ARTS798

INSTRUCTOR Lisa Barry

DATES August 7 – 11, 2017

FEE \$122.25 (includes clay) (+ \$5 material fee payable to instructor)

SECTION 41: 9:00 – 12 Noon, 4 (as of Jan 1, 2017) to 6 years old.

SECTION 42: 1:00 – 4:30pm, 7 to 9 years old.

Fabulous pottery can be created without the use of a pottery wheel. Push, roll and pinch your clay in lots of creative ways as you explore traditional handbuilding techniques such as coiling, making pinch pots and working slabs. There will be a different project every day, making this class exciting and challenging. You'll be encouraged to be imaginative as you'll be making everything from teacups to spaceships!

Landscape Painting – Large Format

COURSE CODE ARTS2238

SECTION 41

INSTRUCTOR Ljubomir Ivankovic

DATES August 7 – 11, 2017

FEE \$350.09

Painting with large brushstrokes is a means not only to accelerate the work; it also enables effective representation of the exact depth, density and air vibrations generated by winds, heat and humidity. The method enhances the alteration caused by light, thus intensifying the contrast between light and shadow. The richness of textures and spontaneous expression highlighted on a large canvas are often the result of good control of the broad brush. Explore the steps necessary to master this technique.

Mixed Media Textile Assemblages

COURSE CODE ARTS2275

SECTION 41

INSTRUCTOR Alice Vander Vennen

DATES August 7 – 11, 2017

FEE \$350.09 (+ \$30 material fee payable to instructor)

Juxtapose fibre art with natural materials to create a framed, stitched, three-dimensional textile assemblage. Allow the rich textures, brilliant colours and nuanced lines of stitched textiles to interact with the mysterious beauty of the imprinted stone, the gentle branch or a fragile leaf. Incorporate fabric transfers of precious photos, and tell a story with the remnants of an heirloom quilt. Create an evocative and exciting composition that combines the work of our hands with that of Mother Nature's. Work with a variety of textiles, including remnants of our own stitched, embroidered and embellished work, new fabrics, and found pieces of textiles that catch your eye.



Each little stone/tile fragment has a unique significance, but together and seen from a distance they show something new that each individual stone cannot show. The beauty of Mosaics. ~ Cristina Delago

Mosaic Murals – Large Scale Installation

COURSE CODE ARTS1042

SECTION 41

INSTRUCTOR Cristina Delago

DATES August 7 – 11, 2017

FEE \$350.09

This hands-on course will explore all aspects of large-scale mosaic mural creation, from concept to finished product. Instruction and discussions will address concept design for a large project, panel preparation, the use appropriate materials for both indoor and outdoor large scale projects, and several mosaic techniques with the use of different tools. The project in this course will result from a group effort and remain on site; individual projects will not be created.

Haliburton School of Art + Design has partnered with the Haliburton Sculpture Forest for the mosaic project this year. The Sculpture Forest was established in 2001 and has become a remarkable outdoor gallery. Right outside the doors of the campus, the Forest will be an ideal setting for students to learn about large-scale mosaic installation.

Painting – Contemporary Methods & Meanings

COURSE CODE ARTS2123

SECTION 41

INSTRUCTOR Andy Fabo

DATES August 7 – 11, 2017

FEE \$350.09

This course is not suitable for beginners.

Contemporary painting embraces a wide spectrum of thematic, formal and conceptual approaches while pushing the boundaries of the material practice. Instruction begins with the creation of a figure painting in a contemporary context, proceeds to a diptych juxtaposing form and content in the two panels, and concludes with the creation of a painting in which images are layered over each other to create a complexity of meaning. You will draw on print and digital media, art history, and your own research and sketchbooks for source material. Brief visual presentations of relevant artists will provide an expanded notion of contemporary painting.

Painting – Discover Your Style

COURSE CODE ARTS2216 SECTION 41
INSTRUCTOR Sandee Ewasiuk
DATES August 7 – 11, 2017
FEE \$350.09 (+ \$20 material fee payable to instructor)

Instruction is designed to assist in the discovery of your own unique style of painting. Discuss artists and their styles while practicing techniques using a variety of materials and methods. In this manner you will be able to explore and identify your current personal painting style and consider how to refine and push it to new levels. Instruction is appropriate for all skill levels and choice of painting media.



The process is as important, or more important than the outcome. ~ Sandee Ewasiuk

Painting for Creative Renewal & Wellbeing

COURSE CODE ARTS2297 SECTION 41
INSTRUCTOR Mary Intven Wallace
DATES August 7 – 11, 2017
FEE \$350.09

Unwind, relax and rejuvenate as you create artworks that inspire health and well-being. Enjoy a week of rest, renewal and artistic expression. Calming, step-by-step activities will loosen you up as you play with colour, composition, and design. Gentle guidance and thoughtful prompts will encourage experimentation and exploration. Have fun and get in touch with yourself while gaining artistic fluency via value studies, colour palettes, and acrylic painting techniques. Encounter insight and inspiration that flows from deep within the self. Instruction will enable you to choose comfortable contexts to further evolve your own style and create meaningful artworks that are a pleasure to work on. All levels of ability are welcome. Feel freed to paint.

Photography – Technically Minded but Artistically Inclined

COURSE CODE ARTS2017 SECTION 41
INSTRUCTOR Michael Bainbridge
DATES August 7 – 11, 2017
FEE \$350.09

This course is not suitable for beginners. A good working familiarity with your camera's menu and function settings is required. Prior to registering please refer to the material list regarding equipment requirements and suitability.

Being an artist isn't just about creativity; it's also about possessing the technical know-how to express it. As a photographer, that means understanding more than just what your basic camera settings do. Photography is an inherently technical medium – especially digital. Go beyond the simple considerations of depth-of-field, low-light, or action shooting to gain an intimate familiarity with the technical capabilities and limitations of the medium, your equipment, and various modes of expression (so you may then proceed to forget about it and get on with taking great photos). Whether you shoot landscapes, people, abstracts, or kittens, learn how the technical choices you make will affect your art and help you to develop a critical eye, making you a better photographer. Instruction will consist of a combination of theory, practice, and evaluation on various principles and techniques. Post-processing of your photos is not included. Emphasis will be on better in-camera results. Principles taught in this course apply equally to shooting film but film cameras will not be suitable in class because instant feedback is required for evaluation. Instruction is suitable for intermediate-to-advanced photographers.

Pottery – Naked Raku & Related Techniques

COURSE CODE ARTS1831 SECTION 41
INSTRUCTOR Michael Sheba
DATES August 7 – 12, 2017 (6 days)
FEE \$435.02 includes \$37.04 material fee

Previous Raku experience is required to participate in this course.

This advanced-level professional development course is a challenging exploration of the technical aspects of various Raku effects. Topics will be systematically studied and results evaluated so that successful outcomes can be obtained at will. There will be a thorough study of effective firing and post-firing reduction techniques as they relate to Crackle, Carbonization, Terra Sigillata and Halo techniques. These techniques will form the basis of obtaining successful results with the spectacular technique called Naked Raku or Shadow Crackle. There will be daily firings and, time permitting, Raku kiln design will be addressed. Please bring 10 bisqued pieces using Raku clay. A maximum class size of 12 ensures individual attention.

Printmaking – Japanese Papers & Beautiful Botanicals

COURSE CODE ARTS2036 SECTION 41
INSTRUCTOR Stephanie Rayner
DATES August 7 – 11, 2017
FEE \$350.09 (+ \$55 material list payable to instructor)

Discover a unique way to use the natural beauty of real plants to make fabulous watercolour prints. Using the vibrant qualities of translucent colour and unique processes of nontoxic watercolour printmaking on the lush richness of thick printmaking paper, in combination with Chine Collé, explore printing botanicals on assorted coloured and embedded Japanese papers. Abstraction, design and the beauty of nature combine to achieve bold interpretive colours, or softly veiled contrasts, and the minute definition of details, to produce prints that will surprise and enchant. You need not have previous experience in either printmaking or watercolors to create many exquisite prints. This process builds confidence, yet is constantly opening up new and exciting vistas to explore. You will also learn how to create these prints at home without a press. This is a wonderful class for nature and garden lovers as well as printmakers and other artists.



Quilting – Introduction

COURSE CODE ARTS188 SECTION 41
INSTRUCTOR Maggie Vanderweilt
DATES August 7 – 11, 2017
FEE \$350.09

This inspiring course provides a supportive and encouraging introduction to quilting. Instruction will provide the basic quiltmaking skills necessary to design, construct and quilt a fabulous piece from beginning to end. Learn a variety of speedy techniques, including paper-piecing, rotary cutting, the use of a design wall, sewing traditional blocks, manipulating value and colour, strip-piecing, machine quilting, and finishing. Creative freedom as well as assistance in designing projects will be available. You will be required to bring a familiar and reliable sewing machine in good working order, and that you are competent in using.

SoulCollage®

COURSE CODE ARTS2128 SECTION 41
INSTRUCTOR Julie McIntyre
DATES August 7 – 11, 2017
FEE \$350.09 (+ \$20 material fee payable to instructor)

Discover a simple, inexpensive, self-care practice that combines creativity, psychology and spirituality. This course will be of interest to professionals seeking another skill set or to those who are looking for a time of reflection through care of the soul. Originated by Seena Frost, SoulCollage is a process for accessing your intuition and creating an incredible deck of cards with deep personal meaning that will help you with life's questions and transitions. Combined with other expressive art forms such as poetry, journalling, music, movement and storytelling, learn how to incorporate the use of SoulCollage® through accessing your own intuitive inner wisdom and enhancing that through other forms of expressive arts.

Watercolour Painting – Advanced

COURSE CODE ARTS248 SECTION 42
INSTRUCTOR Art Cunanan
DATES August 7 – 11, 2017
FEE \$350.09

This course is not suitable for beginners. It is imperative that participants have had at least three previous watercolour courses prior to participating.

At an advanced level of interaction, you will explore traditional and experimental techniques in watercolour painting. Instruction will be provided on composition and design and the course is geared to sharpen skills and enhance personal interpretation. Learn how to make a contour painting, how to layer washes until they get the right value and how to use local and colour values to make strong statements. Sessions on compositions will include directing the eye with edges, placing darks and other colours, and advice on handling patterns and loosening painting style. Learn by demonstration and critique and benefit from individual attention. You will have an opportunity to enjoy some on-location painting, weather permitting.

Courses for Kids, Youth and Teens

All course names for our younger artists start with 'Kids,' 'Youth' or 'Teen,' depending on the age requirement.

See [page 95](#) for more information.

**REGISTER
ASAP!**

Waiting until the last minute limits your choice of courses and may cause disappointment. See registration details on [page 94](#).

Watercolour Techniques – Basic

COURSE CODE ARTS255 SECTION 41
INSTRUCTOR Marta Scythes
DATES August 7 – 11, 2017
FEE \$350.09 (+ \$2.00 material fee payable to instructor)

Learn a variety of watercolour painting techniques. In an easy, relaxed class atmosphere, you will learn several tips and techniques to achieve a variety of effects. Instruction will address types, brands and uses of different papers, brushes and paints through discussion and demonstration. Colour theory, mixing and physical properties of paint will be discussed and explored. You will be encouraged to experiment and combine techniques, studying the subject matter of your choice, from reference or your imagination. Demonstrations will include representational and semi-abstracted subject matter but you will have the option of creating abstract and/or non-representational work. This course is suitable for all skill levels.

Youth/Teen Fabric Printing**

COURSE CODE ARTS2281 SECTION 41
INSTRUCTOR Gayle McIvor
DATES August 7 – 11, 2017
FEE \$238.12 (+ \$30 material fee payable to instructor)

This course is open to youth and teens from 10 to 18 years of age.

Experiment with several forms of printmaking on fabric in this dynamic class. From simple stamping to hand-designed screen prints, you'll create a collection of samples of different techniques. Design, pattern and colour will all come in play, using water based pigments and mediums. Create your own designs to incorporate into garment projects or wherever your imagination takes you.

SATURDAY & SUNDAY, AUGUST 12 TO 13, 2017

Timber Framing – Introduction to Design**

COURSE CODE ARTS383 SECTION 41
INSTRUCTOR Glenn Diezel
DATES August 12 – 13, 2017
Saturday: 9:00am to 4:30pm
Sunday: 9:00am to 1:00pm
FEE \$124.14

This workshop is a required prerequisite to the Timber Framing weeklong course and involves site visits, requiring attendance on Sunday. The group will meet at the college at 9am on Sunday morning and will travel to various Timber Frame structures until approximately 1pm.

This workshop will introduce you to the design, construction and finishing of a timber frame home. Topics to be discussed include: timber frame design and terminology, timber selection, sizing and engineering, site considerations and floor plan layout, enclosing the frame, electrical, plumbing and finishing details. This will provide a good overview for anyone interested in building or buying a timber frame home.

Anatomical & Life Drawing

COURSE CODE ARTS6 SECTION 41
 INSTRUCTOR Marta Scythes
 DATES August 14 – 18, 2017
 FEE \$350.09 (+ \$2 material fee payable to instructor)

An exploration of the human face and figure from the artist's perspective, this course will help you understand and depict the muscles and bones that define the surface anatomy of the human form. In a relaxed atmosphere, learn to interpret the figure, head and face accurately and expressively using contours, gestures, proportional line drawings, and short as well as sustained poses. A variety of media will be used to broaden choices and achieve different results. Attention to lighting and composition of the figure on the picture plane will be addressed using value studies and consideration of the figure/ground relationship. Male and female models will be studied for comparative analyses. Instruction will include daily demonstrations. Instruction is suitable for all skill levels.

Contemplative Photography: The Way of Seeing – Advanced Studies

COURSE CODE ARTS2274 SECTION 41
 INSTRUCTOR John McQuade
 DATES August 14 – 18, 2017
 FEE \$350.09

This course is not suitable for beginners. Completion of the introductory course, Contemplative Photography – Looking and Seeing or permission of the instructor is required.

Contemplative photography is a perception engagement with clear and direct seeing before the filters of interpretation. When you connect with a natural and spontaneous creativity, images are unique, direct and vivid. The ways of contemplative art open a direct and fresh contact with life experience and a creative means to express this as art. Examples of traditional contemplative arts are calligraphy, rock gardens, ceramics, haiku, and brush painting. In this course, subject matter and topics considered will be people and other sentient beings, ordinary magic, impressionism, found calligraphy, abstract colour, visual matrix, and through the looking glass. Instruction includes assignments and image review. There are on-line methods of sharing your images and receiving feedback following the course. You are required to bring a digital camera with manual capacity.

Iron Sculpture

COURSE CODE ARTS113 SECTION 41
 INSTRUCTOR Rene Petitjean
 DATES August 14 – 18, 2017
 FEE \$442.68 includes \$92.59 material fee

This course involves the use of hot forges and metal. You must be prepared to work independently with a high level of concentration, physical exertion and mechanical aptitude.

This course will introduce you to the unique world of iron sculpture by blending traditional and modern techniques to create amazing and unusual sculptural pieces. Skills learned will aid in the production of both indoor and outdoor sculpture as well as yard art. Learn basic forging, welding, and cutting techniques. Traditional finishes, colour and patination will also be addressed. Please bring a project plan. If you are returning to this course, you will be encouraged to work on projects at an appropriate skill level. There will be an emphasis on coal and propane forge work. Additional material fees will be charged for large or multiple projects.



Leather – A Fresh Approach

COURSE CODE ARTS2303 SECTION 41
 INSTRUCTOR David Trotter
 DATES August 14 – 18, 2017
 FEE \$350.09 (+ \$50 material fee payable to instructor)

Delve into the properties that make leather one of the most appealing and versatile mediums for creative expression. With an emphasis on safety, learn how to select, prepare, form, decorate, colour, and finish a piece of vegetable tanned leather. Design and make a series of small leather containers that test the range of possibilities for function and decoration. The final project will be the construction of a small leather folder or bag made entirely from vegetable tanned cowhide. While there could be some hand stitching involved, construction will be done primarily with lacing. There will be no machine sewing.

Planning Expressive Arts Experiences^M

COURSE CODE ARTS171 SECTION 42
 INSTRUCTOR Julie McIntyre
 DATES August 14 – 18, 2017
 FEE \$350.09 (+ \$20 material fee payable to instructor)

To register for this course you must meet the admission requirements for the Expressive Arts Graduate Certificate Program. Details available on page 9 and at www.hsad.ca.

This course is a mandatory credit toward Fleming College's Expressive Arts Certificate. It is not a mandatory credit toward Fleming College's Visual and Creative Arts Diploma.

Successful completion of Introduction to Expressive Arts (formerly Introduction to Expressive Arts Therapies) is recommended prior to taking this course.

This course will teach you to plan and lead expressive arts experiences for others. Instruction will address a broad spectrum of expressive arts experiences as well as present the theoretical tools for assessing what type of experiences might be appropriate for various individuals and populations. You will learn how music, movement, visual, and narrative arts can promote self-awareness and personal growth with various populations. There will be opportunities to experience leadership in the non-judgmental atmosphere of the student group.



Instructors are fabulous and very capable in addressing the needs and extending creative abilities of every student at every level.

~ Jill Axisa

Plein Air Colour & Light


COURSE CODE ARTS2299 SECTION 41
INSTRUCTOR John Stuart Pryce
DATES August 14 – 18, 2017
FEE \$350.09

Observe the effects of light in the theatre of the Canadian landscape. Through discussion and application, explore the use of colour and values to capture and share the emotion that you see in your subject matter. Instruction is suitable for all skill levels. You are welcome to work in oils or acrylics.

Pottery – Understanding Glazes

COURSE CODE ARTS347 SECTION 41
INSTRUCTOR Michael Sheba
DATES August 14 – 19, 2017 (6 days)
FEE \$416.50 includes \$18.52 material fee

The complicated subject of glaze technology will be made simple by learning easy-to-understand, basic principles. The choice and role of raw materials and their characteristics will be studied using line blends and other experimental methods to create various effects including texture and colour responses. You will be introduced to computer glaze calculation software as a tool to determine percentage and unity formulas so that glazes can be analyzed, compared, altered, new glazes formulated and glaze faults identified and corrected. Although you will work in Cone Six Oxidation, the universal principles learned will apply to all glazes and temperatures. Actual glazes will be tested and time permitting, projects of individual interest will be initiated. A maximum class size of 12 ensures individual attention.



Printmaking Fusion

COURSE CODE ARTS2211 SECTION 42
INSTRUCTOR Otis Tamasauskas
DATES August 14 – 18, 2017
FEE \$350.09

Waterless lithography (siligraphy) will be demonstrated step-by-step and utilized to print imagery during this course. Instruction will include aluminum plate preparation for drawing, plate processing and printing, photographic transparency creation and exposure, image development, inking in black and white or colour, and digital and photographic processes enabling photographic printing. Discussions and consideration will include the relevance of these processes in book art. Choose to navigate an individual direction or rely on guidance to establish your narrative. This course does not include stone lithography. Please refer to the material list for additional costs.

We're pleased to welcome back invited lecturer and visiting artist, Otis Tamasauskas.

Quilting – Log Cabin Renovations

COURSE CODE ARTS2256 SECTION 41
INSTRUCTOR Judith Dingle
DATES August 14 – 18, 2017
FEE \$350.09 (+ \$25 material fee payable to instructor)

Renovate and re-discover the Log Cabin pattern by transforming an old favourite into a modern and fresh take on tradition. The Log Cabin is easy to make with loads of charm. It's the perfect quilt project for speedy sewing assembly, simple fast production, and it provides a flexible format for new and non-traditional techniques and materials. Learn to use the Log Cabin's extensive design potential as a jumping off point to break the rules and change the traditional look through scale, colour, texture, fabric

and purpose. Through exercises, samples, demonstrations and discussion, learn the secrets of how easy it is to foundation piece the block using a variety of silks and transparencies; create textured, altered surfaces using bias raw edge and machine wash/dry shrinkage techniques, 3D folding, and cording; and play with "crazy" asymmetrical colour using varied strip widths and unusual fabrics. You will then have ample time to design and create your original main project(s) of choice with individual attention from the instructor. The classroom will become an exciting design lab for you to brainstorm new interpretations for your main project – a contemporary quilt (functional or for the wall), clothing, stylish accessories for interior design and/or fashion such as textured cushion covers, a one-big-block rug, scarves or a contemporary chic bag. You will be required to bring a familiar and reliable sewing machine in good working order. All levels of skill and experience are welcome.



Timber Framing

COURSE CODE ARTS298 SECTION 41
INSTRUCTOR Glenn Diezel
DATES August 14 – 19, 2017 (6 days)
FEE \$397.98

Students must attend the Timber Framing – Introduction to Design Workshop prior to taking this course.

Learn the age-old craft of building with heavy timber using mortise and tenon wood joinery and oak pegs. This course will provide a comprehensive introduction to timber frame design. Instruction on wood selection, tool use and methods for enclosing the frame will be provided. Reference to books, slides, videos and optional participation in after-school tours will provide you with exposure to different timber frame structures and techniques. This is a hands-on course where you will lay out and cut the joinery for a complete frame, assemble it and end the week with a good old fashioned 'barn raising'.

Watercolour on Canvas

COURSE CODE ARTS1734 SECTION 41
INSTRUCTOR Margot Snow
DATES August 14 – 18, 2017
FEE \$350.09 (+ \$20 material fee payable to instructor)

This course is not suitable for absolute beginners. A basic knowledge of watercolour painting is required.

Explore techniques that are best suited for this surface and discover mediums that will enhance your work. Investigate drawing, composition, colour and watercolour techniques such as negative space and glazing. Instruction will guide you from surface preparation to sealing and varnishing your finished work. If you are a tight painter, this technique will loosen you up as you work in a positive and encouraging environment. Beyond the creative possibilities, this technique removes the need for heavy frames, matting and glass.

AUGUST 19 TO 26

OHS Spinners' Certificate Program – Level I

COURSE CODE ARTS1012 SECTION 41
INSTRUCTORS Beth Abbott, Wendy E. Bateman, Harriet Boon,
Louise Jackson & Beth Showalter
DATES August 19 – 26, 2017
FEE \$353.76 (+ \$75 material fee payable to the class
treasurer on the first day)

The Ontario Spinners' Certificate Program is a six-level program developed by the Education Committee of the Ontario Handweavers and Spinners (OHS). Haliburton School of Art + Design will be offering Level I. It is our desire to continue this program for the next 5 levels if the registration level warrants.

This program is not suitable for beginner spinners. Comfort with a spinning wheel and the ability to spin a basic yarn is required.

Level I course of study will include fleece preparation, twist and diameter, woollen spinning, wheel maintenance, colour blending, acid dye theory, and workshop time. A detailed outline for each level of the program is available on the Ontario Handweavers and Spinners website at www.ohs.on.ca.



**The Haliburton School of Art + Design has been a wonderful part of my life for forty-five years.
~ Wendy E. Bateman**

OHS Spinners' Certificate Program – Level IV

COURSE CODE ARTS586 SECTION 41
INSTRUCTORS Beth Abbott, Wendy E. Bateman, Harriet Boon,
Mary Gryciuk, Louise Jackson, Julia Lee & Beth Showalter
DATES August 19 – 26, 2017
FEE \$375.87 (+ material fee of approx. \$100 payable to the class treasurer on the first day)

Registration for Level IV opens June 1, 2017

The Ontario Spinners' Certificate Program is a six-level program developed by the Education Committee of the Ontario Handweavers and Spinners (OHS). Haliburton School of Art + Design is offering Level IV. We plan to continue offering this program for the next two levels to complete the entire program if registration levels are adequate.

Prerequisites: Participants are required to have successfully completed ARTS475 OHS Spinners Certificate Program – Level III.

Level IV will be held over eight consecutive days and will require homework assignments to be completed and mailed to instructors over the following six months for marking.

Course of study in Level IV: oral presentation of 50-hour projects (assigned in Level III); indigo dyeing including over-dyeing; silk spinning, reeling, blending, etc.; spinning exotic fibres including cashmere, qiviut, the camelid family, dog hair, and angora rabbit, and blends of these fibres.

AUGUST 21 TO 25, 2017

Youth/Teen Pottery**

COURSE CODE ARTS1613 SECTION 41
INSTRUCTOR Lisa Barry
DATES August 21 – 25, 2017
FEE \$262.36 (+ \$10 material fee payable to instructor)

This course is open to youth and teens 10 to 18 years of age.

Learn to throw on a potter's wheel and have fun with exciting handbuilding techniques. Use these techniques to create mugs, bowls and a wide variety of objects. There will be demonstrations with the wheel, attaching spouts and handles and a full exploration of decorative techniques. Exercise your imagination and practice your new skills to create meaningful objects and master the potter's wheel.

Courses for Kids, Youth and Teens

All course names for our younger artists start with 'Kids,' 'Youth' or 'Teen,' depending on the age requirement.

See [page 95](#) for more information.



KLEINBURG

McMICHAEL CANADIAN ART COLLECTION, KLEINBURG, ONTARIO

McMichael
CANADIAN ART COLLECTION D'ART CANADIEN
An Agency of the Government of Ontario
Une Agence du Gouvernement de l'Ontario

The Haliburton School of Art + Design is pleased to be affiliated with the renowned McMichael Canadian Art Collection in Kleinburg, Ontario.

The McMichael Canadian Art Collection is unique in its devotion to collecting and exhibiting Canadian art. Renowned for its collection of paintings by Canada's most famous artists, the Group of Seven, the gallery's permanent collection also includes works by other well-known Canadians, including the Group's contemporaries, First Nations, and Inuit artists.

Located in Kleinburg, Ontario, the gallery nestles amid 100 acres of serene woodlands overlooking the Humber River Valley. Reminiscent of the landscapes that inspired many of Canada's artists, this setting combines with the art within the gallery to make the McMichael the perfect venue for an introduction to or to learn more about Canada, its peoples, their cultures, and their history.



These courses will be held at the McMichael Canadian Art Collection in Kleinburg, Ontario.

These courses are not suitable for beginners.

Registration for Fall courses will be accepted as of July 4, 2017.

Contemporary Landscape Painting – Advanced II

COURSE CODE ARTS1533 SECTION 41
INSTRUCTOR John Leonard
DATES September 4 – 8, 2017
FEE \$350.09
LOCATION McMichael Canadian Art Collection, Kleinburg

Contemporary Landscape Painting – Advanced II

COURSE CODE ARTS1533 SECTION 42
INSTRUCTOR John Leonard
DATES September 11 – 15, 2017
FEE \$350.09
LOCATION McMichael Canadian Art Collection, Kleinburg

Build on your technical and conceptual awareness, focusing on contemporary potentials.
There will be an emphasis on personal expression and creativity.



ETOBICOKE

NEILSON PARK CREATIVE CENTRE, ETOBICOKE ONTARIO



The following courses will be held at the Neilson Park Creative Centre in Etobicoke.


OCTOBER 2 TO 6, 2017

Figurative Abstraction in Acrylic

COURSE CODE ARTS1168 SECTION 42
INSTRUCTOR Brian Smith
DATES October 2 – 6, 2017
FEE \$350.09
LOCATION Neilson Park Creative Centre, Etobicoke

This course is not suitable for beginners

With intermediate-to-advanced level instruction, this course will develop your ability to abstract from the human form, see shapes in the figure more clearly, develop more satisfying compositions that include the draped and undraped body, and develop a looser, freer approach to painting the figure.



PETERBOROUGH

FLEMING COLLEGE SUTHERLAND CAMPUS, PETERBOROUGH, ONTARIO

The following workshops will be held at the Sutherland Campus in Peterborough.

OCTOBER 21, 2017

Critique & Implement Workshop**

COURSE CODE ARTS2294 SECTION 49

INSTRUCTOR Steve Rose

DATES October 21, 2017

FEE \$108.40

LOCATION Fleming College Sutherland Campus, Peterborough

It's said that we tend to be hardest on ourselves – our own worst enemies. Critiquing is a valuable part of art making and should be viewed as a positive, constructive exercise as opposed to a threat. Learn to be your own best critic and how to structure an effective group critique with other artists. Learning to develop an effective line of inquiry, you will be able to evaluate the success of your work. Effectively field both compliments and criticisms from family, friends, the public, jurors, and critics, while staying true to your own artistic intentions. Critiques will be done on two pieces of your work in any art media. Discussion will be followed by a mentored open studio opportunity to apply feedback to your work, with the support of the instructor.

Encaustic & Photo Transfer Workshop**

COURSE CODE ARTS1780 SECTION 49

INSTRUCTOR Susan Fisher

DATES October 21, 2017

FEE \$108.40 (+ \$40 material fee payable to instructor)

LOCATION Fleming College Sutherland Campus, Peterborough

Explore techniques that will enable you to combine photographic images with encaustic painting. Gain proficiency with photo transferring, collaging photo images, and the basic techniques of encaustic painting. The creative options are virtually endless. Experience with encaustic or painting in general is not necessary to enjoy this workshop.



Wonderful intro to Encaustic painting & photo collage! Will try this again!

~ Catherine Klages

Harmonica – Beginner Workshop**

COURSE CODE ARTS2090 SECTION 49

INSTRUCTOR Carlos del Junco

DATES October 21, 2017

FEE \$108.40

LOCATION Fleming College Sutherland Campus, Peterborough

Discover this remarkable and unassuming little instrument. Learn how to hold the traditional 10 hole diatonic harmonica (the one that Bob Dylan uses as well as the progressive blues players like Little Walter and Paul Butterfield), how to achieve good tone, and the basics of playing single notes: tongue blocking vs. pucker method. Playing an easy train rhythm, a scale and a couple of basic melodies based on the scale will be the goal of instruction. Time and circumstance permitting, an introduction to bending notes will also be included. Instruction is suited to those with no previous experience.

Landscape Painting Workshop**

COURSE CODE ARTS1879 SECTION 49

INSTRUCTOR Matthew Mancini

DATES October 21, 2017

FEE \$108.40

LOCATION Fleming College Sutherland Campus, Peterborough

This workshop will introduce both direct and indirect painting methods for painting in the field. Based on both contemporary and traditional methods, you will be guided through painting the landscape in a simplified manner to achieve convincing and atmospheric landscapes.

Nuno Felting Workshop**

COURSE CODE ARTS1742 SECTION 49

INSTRUCTOR Susan MacDonald

DATES October 21, 2017

FEE \$108.40 (+ an approx. \$35 material fee payable to the instructor depending on project chosen)

LOCATION Fleming College Sutherland Campus, Peterborough

Create a unique one-of-a-kind, show stopping work of art with a little fibre, a little silk, some soap and water, and a few simple processes. Learn about an ancient craft that's fashionably at home in this modern world. Your project can be adapted to make a scarf, neck warmer, tube/ring scarf, table runner, bed end or virtually whatever you can imagine.

Percussion Instruments Workshop**

COURSE CODE ARTS2163 SECTION 49

INSTRUCTOR John Proctor

DATES October 21, 2017

FEE \$108.40 (+ \$85 material fee payable to instructor)

LOCATION Fleming College Sutherland Campus, Peterborough

This workshop is ideal for drum circle facilitators, sound and expressive arts practitioners, music teachers, camp counsellors, youth and adult education workers, and anyone who would like to build a variety of percussion instruments. Build drums, rattles, shakers, a thunder tube, and didgeridoo from recycled and found materials. Many other homemade instruments as well as decorating options will be discussed.

Watercolour Painting Workshop**

COURSE CODE ARTS776 SECTION 49

INSTRUCTOR Marta Scythes

DATES October 21, 2017

FEE \$108.40 (+ \$1 material fee payable to instructor)

LOCATION Fleming College Sutherland Campus, Peterborough

Learn a variety of painting techniques and processes in a relaxed classroom setting. You will also learn about quality, properties and care of materials and tools. Several concepts will be presented and applied to exercises that allow for personal interpretation and individual style. Analysis of light, shade and contrasts in value will be central to producing images conveying depth. Basic colour mixing, colour harmonies, and atmospheric perspective will be studied as they pertain to a variety of subjects. The intent is to explore, build confidence and have fun. This workshop is suitable for all skill levels.

HALIBURTON IN THE FALL

OCTOBER 23 TO 27, 2017

Contemplative Photography – Ways of Nature

COURSE CODE ARTS2228 SECTION 41
INSTRUCTOR John McQuade
DATES October 23 – 27, 2017
FEE \$350.09

In the Eastern/Zen contemplative traditions nature has been a way to spiritual insight. The way of the seasons reflects the seasons of our life. Instruction introduces a contemplative approach to nature and will include topics such as contemplative landscape, flowers and weeds, Eastern/Zen aesthetics, Impressionism, and visual haiku. Practice haiku – contemplative poetry – and consider examples of Eastern aesthetics such as rock gardens, brush painting, and more. Your images will display the same resonance and form as these contemplative arts: simplicity, space and purity. Develop a natural appreciation and serenity through this practice. Previous photographic experience is not necessary. There are on-line methods of sharing your images and receiving feedback following the course. You are required to bring a digital camera with manual capacity.

Expressive Arts in Palliative Care[£]

COURSE CODE ARTS2197 SECTION 41
INSTRUCTOR Julie McIntyre
DATES October 23 – 27, 2017
FEE \$350.09 (+ \$20 material fee payable to instructor)

To register for this course you must meet the admission requirements for the Expressive Arts Graduate Certificate Program. For more details visit www.hsad.ca. This course is an elective credit toward Fleming College's Expressive Arts Certificate. It is not an elective credit toward Fleming College's Visual and Creative Arts Diploma.

It is strongly recommended that students have taken Introduction to Expressive Arts (formerly Introduction to Expressive Arts Therapy and Expressive Arts – Exploring Relationships (formerly Exploration of Therapeutic Relationships).

An aging population and trending hospice care lend to incorporating the expressive arts in caring for the dying, caregivers, and families. Instruction will incorporate a multi-cultural approach to death and dying with resources on expressive arts activities to provide meaningful expression for those in palliative care as well as self-care for caregivers and families. Explore various art forms such as memoir writing, communication and preserving memories through the arts, as well as creative ways to process the experiences for the hospice professional. Expressive art forms such as expressive writing, poetry, storytelling, art making, drumming, movement and sound will also be incorporated. This course will be of interest to those who work in all areas palliative care, both with individuals and groups. No artistic skill is required but an open heart, a curious mind and a playful spirit will enhance the experience.

Registration for Fall courses will be accepted as of July 4, 2017

Fees quoted in the Fall 2017 session apply to the 2016/17 academic year and are subject to Ministry of Training, Colleges and Universities increases.

Painting – Colour & Light

COURSE CODE ARTS1934 SECTION 41
INSTRUCTOR Janine Marson
DATES October 23 – 27, 2017
FEE \$350.09 (+ \$6 material fee payable to instructor)

Learn to see colour as value in black and white and how to identify value and intensity as they relate to colour. Develop your design skills with a keen eye to create stronger compositions by organizing how you pattern analogous or contrasting values and intensities together in your work. Create expressive mood in your paintings by using these methods to expose subtle nuances as well as learn to identify colour temperature and how to mix fresh clean colour. Discover the mysteries of making better value and colour choices to fill your paintings with energy, colour and light. Subject matter will range from nature-based and representational to realist. You can choose to work in the media of heavy body, fluid or high flow acrylics, watercolour or pastels. Demonstrations, practical colour theory, group discussion, as well as opportunities for one-on-one instructor interaction ensure a sound knowledge in the working methods of these exciting mediums.



A quote from Winston Churchill has always been an inspiration: “Success is not final, failure is not fatal; it is the courage to continue that counts.”
~Janine Marson





Painting Open Studio – All Skill Levels

COURSE CODE ARTS2259 SECTION 41
 INSTRUCTOR Harold Klunder
 DATES October 23 – 27, 2017
 FEE \$350.09

All skill levels will be accommodated in this immersive, personal experience. Individual instruction will challenge you to begin or further develop your personal vision and artistic practice. This studio opportunity is structured around your consultation with the instructor-as-mentor on materials, media, techniques, ideas, and process of vision-to-execution to create your own body of work. Learn how to assess the evolution of your work in self and group critiques. You are welcome to work in the media of your choice.

Totem Carving

COURSE CODE ARTS354 SECTION 42
 INSTRUCTOR Wayne Hill
 DATES October 23 – 27, 2017
 FEE \$350.09 (+ material fee of \$60 for pole or \$30 for mask blank, payable to instructor)

Design and carve a four foot West Coast totem pole or an individual mask. Working hands-on and side-by-side with other carvers you will learn the traditional processes that produce the best results. A short lesson on history and traditions will provide a better understanding of totems and the social implications of this medium.

Watercolour Basics

COURSE CODE ARTS2233 SECTION 41
 INSTRUCTOR Margaret McIntyre
 DATES October 23 – 27, 2017
 FEE \$350.09 (+ optional \$50 material fee payable to instructor)

Discover the beauty of watercolour. In an encouraging, relaxed atmosphere and through step-by-step instruction, learn about different types of paper, brushes and paints. Colour mixing, watercolour washes and several painting techniques will be covered and you will also benefit from some basic drawing and composition lessons. Daily demonstrations and continuous feedback will complement instruction.



I have found that my students enjoy the “step by step” style of instruction followed by “artist choice” time to experiment with the new technique on their own. ~ Marg McIntyre



SATURDAY, NOVEMBER 11, 2017

Abstraction of Colour in the Landscape Workshop**

COURSE CODE ARTS1946 SECTION 41
INSTRUCTOR John Anderson
DATES November 11, 2017
FEE \$108.40 (+ \$10 material fee payable to instructor)

Working from black and white photo references, learn to build compositions that use the reference only as a platform from which to explore and express an idea grander than the literal landscape. Our response to the landscape has emotional roots that can be expressed in the language of colour and design. Work with colour and design concepts in paint, using a variety of techniques. You're welcome to work in oils or acrylics.

Chain Bracelet Workshop**

COURSE CODE ARTS1677 SECTION 41
INSTRUCTOR Susan Watson Ellis
DATES November 11, 2017
FEE \$108.40 (+ an approx. \$40 material fee payable to the instructor depending upon projects chosen)

Learn to form, saw and connect silver links to construct a multiple link bracelet such as the King's Chain, Parallel Chain, or Chain Mail. Sterling silver will be available for purchase from the instructor or you may bring 10 to 12 feet of 1mm, 1/2 hard sterling silver wire.

Folded Metal Ornaments Workshop**

COURSE CODE ARTS888 SECTION 41
INSTRUCTOR Todd Jeffrey Ellis
DATES November 11, 2017
FEE \$108.40 (+ \$55 material fee payable to instructor)

Start your season by making an assortment of unique metal Christmas ornaments for your tree. Through simple metal forming techniques you will fold, bend and twist wire rod and sheet metal into colourful tree decorations suitable for indoors and outdoors. Your creations will become treasured family keepsakes!

Malas, Mantras & Meditation Workshop**

COURSE CODE ARTS2276 SECTION 41
INSTRUCTOR Linda Lee Purvis
DATES November 11, 2017
FEE \$108.40 (+ \$60 material fee payable to instructor)

Malas are beaded necklaces that have gained much attention of late, with the duality of their Zen-trend style and function. With origins in Tibetan culture, where they are used as a tool for meditation, these beautiful strands double as striking fashion accessories. The necklaces are typically made with 108 main beads – usually gemstones, wood, seeds, or a combination thereof, plus a keystone 'mountain' bead that defines the beginning and end of the strand. Sometimes additional marker beads are added at specific intervals. Malas are popularly worn as a necklace, or held in the hands for meditative practice. In addition to making your own personalized mala, you will make and embellish (with seed beads), an accompanying pouch in which to store and protect it. A 'mantra' is a single word or phrase that is repeated silently during meditation, keeping the mind focused and unencumbered. You will learn about mantras and how to work with them, and then create your own for a sample meditation with your newly finished mala. This workshop aims to blend intention, creativity, and relaxation into a meaningful practice that you can return to at any time. The project and the process are all innately designed to aid with calming the mind through the repetitive process of: bead-work while making the mala; contemplation of a personal mantra; and piecing all component together to perform a mindful practice meditation.

Nuno Felting Workshop**

COURSE CODE ARTS1742 SECTION 41
INSTRUCTOR Susan MacDonald
DATES November 11, 2017
FEE \$108.40 (+ an approx. \$35 material fee payable to the instructor depending on project size)

Create a unique one-of-a-kind, show stopping work of art with a little fibre, a little silk, some soap and water, and a few simple processes. Learn about an ancient craft that's fashionably at home in this modern world. Your project can be adapted to make a scarf, neck warmer, tube/ring scarf, table runner, bed end or virtually whatever you can imagine.

Pen, Ink & Watercolour Workshop**

COURSE CODE ARTS1955 SECTION 41
INSTRUCTOR Marta Scythes
DATES November 11, 2017
FEE \$108.40 (+ \$1 material fee payable to instructor)

Explore the beauty of watercolour painting combined with pen and ink drawing. Learn various watercolour and ink techniques including methods that combine the two mediums. You will also learn the properties, brands and uses of different tools and materials. Basic colour mixing and composition will be addressed while studying and interpreting flora and fauna. Analysis and application of line, value and texture will be central to designing and achieving pleasing images. The intent is to explore, build confidence and have fun. Instruction is suitable for all skill levels.

Community Arts Events

Check out some Haliburton-area arts events on [page 92](#).





Andy Anderson

14 Required

Foundation Year Courses

3D Design
 Art History - The Recent
 Century
 Contemporary Art Investigations
 Design I
 Drawing Disciplines
 Media Explorations I
 Visual Documentation
 Business for Artists
 Concept Development
 Design II
 Media Explorations II
 Portfolio and Presentation
 2 General Electives

Specialist Option

Choose one of our 15-week
 Art Certificate programs:

Artist Blacksmith
 Ceramics
 Digital Image Design
 Drawing and Painting
 Fibre Arts
 Glassblowing
 Jewellery Essentials
 Moving Image Design
 Photo Arts
 Sculpture

Generalist Option

Choose 12 approved one-week
 courses plus a two-week
 capstone course.

Study at your own pace,
 including spring, summer and
 fall courses. You can complete
 this pathway to your diploma
 in one calendar year.

*Within this calendar,
 foundation courses are indicated by a single asterisk (*),
 non-credit courses are indicated by a double asterisk (**),
 elective courses have no asterisk.*

VISUAL AND CREATIVE ARTS

Diploma

The Program

You will gain a well-rounded introduction to art history, contemporary art practices and design. In the foundation year you will work with a range of media, experimenting with new approaches and expanding your idea of what art is and discovering your creative aspirations. Complete your diploma by choosing either the Specialist option pathway and selecting a medium for further studio work, or the Generalist option, which features a wide variety of course work in different media.

Your Pathway

No matter which Visual and Creative Arts diploma path you choose, you will develop as an artist and produce a portfolio of work. You can continue on to more advanced studies through our articulation agreements with leading art education institutions, start your own studio practice or find entry-level work related to your area of specialty.

VCAD

Visual and
Creative Arts Diploma

**14 foundation
courses** + **14 elective
courses**

Choose the Specialist or
Generalist option pathway

Transfer Agreements

- Ontario College of Art & Design University (OCAD U)
- Emily Carr University of Art + Design
- Nova Scotia College of Art and Design University (NSCAD)
- Alberta College of Art and Design (ACAD)
- York University
- Wayne State University
- Nipissing University
- Sheridan College

“I was originally attracted to this program because it provides the freedom for you to figure out your own style and what you are good at. If you are looking to get better at your art, find your direction and voice, this is definitely the place to do it.”

– Andy Anderson,
VCAD program graduate.



Your INSTRUCTORS

Beth Abbott has studied a wide variety of fibre arts for over 40 years, taking dozens of courses and workshops and developing her own work. She is a graduate of the Fibre Arts Certificate program at St. Lawrence College and earned a Master Spinner Certificate from Georgian College in 1990. She has delivered workshops in Canada and the US and has won many awards for her work. Beth is the author of *Icelandic Fleece – A Fibre for All Reasons* (2001). A teacher of high school and adults for 33 years, she retired to a second career of teaching and writing about fibre arts. She brings a long love of fibre arts, fabrics and fibres to her courses.

Markus Alexander, PhD, is a pioneer in the field of expressive arts. Since 1985, he has worked with students from over 20 countries, focusing on the heart of cross-cultural values. He is senior faculty at the European Graduate School in Switzerland and has taught there since its inception in 1996. His focus is on individual as well as community resilience through art-making which includes dance theatre, music, painting, poetry and prose, and sculpture. Originally from New York, he now resides in Edmonton where he is director of World Arts Organization, focusing on training people in low skill/high sensitivity work for Global Health. This year he will teach in Hong Kong, Ireland and Malta. www.worldartorg.com

Laurie Allan Ungeitis got hooked on fibre and textiles after visiting a friend's sheep farm in New York, where she discovered the joys of spinning and weaving. Learning to knit and sew at a young age from her mother, this love of all things textiles comes easily. She enjoys weaving in a wide variety of styles, and continues her studies toward a Master Weaver designation. She designs within the multi harness format on her Leclerc 'Weavebird II' computerized 16 harness loom. Her recent interest has been focused on weaving with recycled textiles and the incredible diversity of designs possible in this form. She loves working with novice weavers, and has been an assistant instructor for the Level I Weaving course with Ralph Johnston at HSA+D for three summers. Laurie is a current member and treasurer for six years of the Gateway Guild of Handweavers and Spinner of North Bay, Ontario.

Yves Ameline is a graduate of Queen's University and l'Ecole des Hautes Etudes Commerciales in Paris, France. His artistic career began at age 10 when he was given his first camera, and blossomed after he retired from a 33 year business career and began studying at the Haliburton School of Art +Design. His award-winning acrylic paintings have been exhibited in countless juried shows and several solo shows. An enthusiastic teacher and passionate student of art history, he has had extensive teaching experience, most notably at York University, both in the MBA program and the Division of Executive Development.

Carol Anderson has pursued a diverse career as a contemporary dancer, choreographer, director, educator and writer. She began her performing career with Canadian pioneer Judy Jarvis. A founding member of Dancemakers, she worked with the Toronto company for fifteen years. Her choreography has been staged across Canada as well as internationally. Carol frequently writes for dedicated dance publication *Dance Collection Danse*, and

since 1988 has chronicled Canadian dance in articles, notes, web resources, and numerous culturally-themed books. An Emerita of York University's dance program, she designed and taught graduate and undergraduate studio and studies courses. Carol has received awards and honours including the Dance Ontario Award and a Queen Elizabeth II Diamond Jubilee Medal.

Jan Anderson became a committed fabric artist-quilter after taking her first course at the Haliburton School of Art + Design. After experimenting and creating with glass, wood, stone, paper and wire she is addicted to the texture, diversity and colour of textiles. Jan manipulates wax, wool rovings, rust, paint, dye, pigment, canvas, cotton, origami, embellishments, and more to produce unique wall hangings. She has over seventeen years of teaching experience at colleges and universities in Ontario and is recognized for her passion, creativity and innovation, touched by humour and motivation. www.bytheriverstudio.ca

John Anderson is an enthusiastic studio and on-location painter. His excitement about the language and the process of painting is infectious. When not fulfilling duties as Curry's Education Sales Manager, he is painting or teaching. John's first major influence was the work of Andrew Wyeth; later it was the Group of Seven and Tom Thomson. Zone and Sorolla figure into the equation in a major way as well. His interest in the work of North American impressionists such as Aldro Hibbard was followed by interest in contemporary plein air painters like David Curtis, Trevor Chamberlain, Kevin MacPherson and Richard Schmid. John's work is a blend of many of these painters', along with his own presentation of light and colour. His work focuses on strong compositions filled with the mood of the moment. Light is fleeting – its impact leaves a profound impression – learning to see that and capture it in paint is his passion. John is represented by Ethyl Curry Gallery in Haliburton, Marlowe Gallery, Barrie, Double Doors Gallery, Anten Mill, Blue Mountain Foundation for the Arts Gallery in Collingwood and Riverside Gallery, London, UK. www.johndavidanderson.ca

Brian M. Atyeo began his career as a commercial illustrator/designer, working in Toronto, Calgary and Edmonton. His company, Atyeo Illustration, operated until 1985, when he turned his full attention to painting and teaching. His art explores the use of design elements and principles, using materials in a unique reaction to contemporary life experience. Housed in corporate, government and private collections, his work is found throughout Canada, the US and Britain. Brian is an elected member of the Ontario Society of Artists and the Canadian Society of Painters in Watercolour and has paintings exhibited at various galleries in Ontario, Alberta, and British Columbia. He conducts painting workshops nationally and abroad.

Michael Bainbridge worked for ten years as a cameraman and director of photography in film and TV before switching full-time to still photography. Since then, his work has been sold privately, exhibited publicly, and featured internationally. He now specializes in art and specimen photography for museums and private collectors. Michael is a frequent guest speaker at major conferences in his field, teaches photography and digital manipulation regularly, and does Photoshop work and pre-press processing for other photographers. www.theoccurrence.ca

Scott Barnim has 40 years of experience as a potter. His initial training was as an apprentice and culminated with an MFA from the Cardiff Metropolitan University in Wales. His work is included in public and private collections in Canada and throughout the world. Scott teaches part time at Sheridan College's new BA Ceramics program. The Barnim Pottery studio production is a comprehensive line of lively decorated reduction fired stoneware, which can be found in selected shops and galleries, or at his studio showroom. Scott also produces Islamic reduced pigment lusterware, an exquisite body of work available at his showroom, or through gallery exhibitions. www.scottbarnimpottery.com

Verity Barrett has a Master's Degree in Social Work and has spent over 25 years working with children, youth and their families as a parent therapist, CAS worker and a counsellor in children's mental health clinics. Verity, who specializes in trauma, has used Sandtray-Worldplay extensively for the past 17 years in her work with children, youth, and their families.

Lisa Barry is a graduate of Sheridan College's Ceramics Program and has also achieved a BFA from the Alberta College of Art and Design. Lisa has a broad range of experience with various pottery techniques as well as kiln firing processes. An artist of note, she has exhibited nationally and continues to develop herself as an artist through workshops and learning opportunities. Lisa brings a passion and energy to her teaching that ensures a lively and creative atmosphere for her students.

Wendy E. Bateman teaches weaving, spinning, braiding, creativity, textile science, and colour and design for textiles. She is a graduate "with distinction" from the Ontario Handweavers and Spinners Spinning Certificate program, a Master Spinner, a graduate of Sir Sandford Fleming College's Visual and Creative Arts Diploma Program and has been the owner of Fibres WEB studio for over 40 years. She has received numerous design, originality and judges' choice awards for her work and enjoys teaching her craft and sharing her environmental ideas. A recipient of the Enviro Hero for the Arts Award and an OHS Merit Award, she is recognized and for being environmentally attentive through her art practice.

Margaret Lorrie Beaton, MA, is an expressive arts practitioner/facilitator, an artist, and a grief counsellor. She is also a graduate of the Expressive Arts Graduate Certificate Program at Fleming College. Much of Margaret's work focuses on grief and offering bereavement support to individuals and groups after a death. She uses expressive arts to empower individuals to express and process their emotions. Margaret also encourages creativity and imagination in children through arts programming and community arts projects. www.lorriethethecreativeexplorer.com

Lisa Binnie is an interdisciplinary artist whose practice is based on immersive, long-term exploration of landscapes in transition. Her current focus is development along Toronto's waterfront. Although photography and metal sculpture are her most common mediums, she has also designed and led public walking events in Toronto's troubled Port Lands district. Lisa earned a Master of Fine Arts in OCAD U's Interdisciplinary Master's of Art, Media and Design program. She teaches in several HSAD programs including the Visual and Creative Arts diploma, Independent Studio Practice graduate certificate, and Photo Arts, Digital Image Design, and Moving Image Design certificates. www.portlandswalk.com

Annette Blady Van Mil is a graduate of OCAD U. For many years, she has worked as an architectural and interior designer on projects all over North America, but painting has always been her first love. Annette has spent several years developing her unique approach to painting using mixed media, found objects, stained glass and encaustic. It is this diverse and open-minded approach to media and materials that inspires her mosaics and artwork. The popularity of the style she has developed has allowed her to pursue art on a full-time basis. www.annetteblady.com

Harriet Boon is a spinner, dyer, weaver, and retired shepherd. She earned her Master Spinner certification in 1976 and continues as an instructor in Spinning Certificate programs. Her involvement with fibres and natural dyes spans five decades, during which time her education was enriched through travels in Europe and Asia. Harriet teaches workshops in Canada and the US.

October Browne has been playing guitar for more than 30 years and singing for 20. She has recorded four CD's on which she plays guitar, mandolin, cittern, bodhran and fiddle. Her composition "Waterford Girls" was chosen as the first track on the Borealis Records release "Six Strings North of the Border" in 2006. October can also be heard on compilations with artists such as George Michael and Bruce Cockburn. She has become known for her intimate, heartfelt guitar instrumentals, emotive singing, and is one of a small handful of women who play fingerstyle guitar professionally. October has played around the world in various musical capacities that range from musical director and band member, to accompanist and soloist. She has performed and toured with artists such as Oliver Schroer, Owen Pallett, Loretto Reid, Kirk Elliott, The Hidden Cameras, Madlove, The Harbord Trio, Cindy Thompson, Jamie Snider, Pat O'Gorman and Andy Stochansky, Anne Lederman, Brenna MacCrimmon and Laurel MacDonald. Recently October has been touring North America as a solo artist as well as in a duo with P.E.I. jazz singer Teresa Doyle, and with Celtic band 'Nollaig'. www.octoberbrowne.com

Andrew Bullock is a lifelong beadwork researcher and has been creating and restoring Indigenous beadwork for decades. This award-winning craftsman has been featured in "Reading Native Art" at Mt Kearsarge Indian Museum, located in Warner NH, where he is a Founding Trustee. His work can also be found at Robbins Museum of Archeology, and in private collections throughout North America. A Trent University Alumni, Andy has facilitated Traditional Teachings and workshops at Trent University, University of Ontario Institute of Technology and the Canadian Canoe Museum. His professional experience includes founding and being the past owner of Wandering Bull, Inc., a supply house featuring top quality beadwork, supplies and reference material. Currently, Andy is developing a series of instructional workshops designed to share his talent and appreciation for Traditional Beadwork.

Toni Caldarone is an artist, instructor and freelancer. She has been teaching children and adults since 2005, currently through TDSB's ConEd Learn4Life program and Neilson Park Creative Centre in addition to Haliburton. Toni is a mixed-media expressive artist where her life's journey and her creative vision have allowed her the opportunity to translate her skills into hands-on experiences for her students. She sells her artwork through gallery exhibitions, art fairs, commissions and private sales. Her mission statement is: 'To encourage creativity through positive energies'. www.stonesbytoni.com

Kate Carder-Thompson holds a Bachelor of Fine Arts from Concordia University and a Bachelor of Education from the University of Toronto. A former secondary school teacher, she has instructed courses and lectured at several public art galleries in South Western Ontario. Kate is a member of the Fibre Arts Certificate faculty at the Haliburton School of Art + Design, teaching fundamental sewing skills, project design and surface alteration techniques such as embroidery. Her recent artistic practice involves using embroidery as a means of disrupting the symbolically loaded patterns associated with specific cultures. www.katecarderthompson.wordpress.com

Rita Chiarelli is Canada's most highly acclaimed female roots and blues artist. With a JUNO award and four subsequent JUNO nominations, she is known across Canada as the "Goddess of the Blues". Rita is a gifted songwriter and an entertaining performer, but it is her soaring three octave voice that sets her apart from her peers, inspires awe and often tears in her audiences, and causes critics to gush. The one thing Rita is not; is predictable. Over the past few years she has released *Cuore*, a recording of traditional Italian folk songs, which won the World Music category at the Canadian Folk Music Awards; *Uptown Goes Downtown Tonight*, a highly acclaimed collaboration with the Thunder Bay Symphony Orchestra; and *Music From the Big House*, an award winning documentary movie filmed in Louisiana, at Angola prison, which premiered in New York and L.A. Her CD *Sweet Paradise*, heralds a return to her blues roots, and is her first album of all original tunes since 2001's JUNO nominated *Breakfast at Midnight*. As if creating beautiful music wasn't enough, Rita has entered the film world starring in the critically acclaimed *Music From The Big House*.

She also developed the original concept for the film, one that takes her on a pilgrimage to the birthplace of the blues, Louisiana State Maximum Security Penitentiary a.k.a Angola Prison. She never imagined that her love of the blues would lead her to a historic jailhouse performance with inmates serving life sentences. Over the past decade Rita has won every major Canadian blues award, including the prestigious Maple Blues *Blues With A Feeling Award* for Lifetime Achievement in January 2011. Showing no signs of slowing down, Rita continues to tour incessantly in North America and Europe. www.ritachiarelli.com

Chaka Chikodzi is a stone sculptor originally from Zimbabwe. Chaka describes his art practice as a survival technique and a form of translation, citing black experience as central to his expression. As an arts educator and activist, he has developed annual youth immersive arts programming that has received support from the Ontario Arts Council for seven consecutive years. Run under the banner “Out of the City”, the program is a five-day intensive camp for new Canadian and immigrant youth that fosters cross-cultural exchange and encourages young people to build relationship through interdisciplinary exercises, centred around stone sculpture. In 2015, Chaka completed an international residency with Voti Thebe, regional director of the National Gallery of Zimbabwe, in Bulawayo, where he explored indigenous concepts of time and space in a globalized, postcolonial world. In 2016, he embarked on a second residency at Bronze Age, a design hub and foundry in Cape Town, South Africa. His current sculpting project explores the meaning of the stone as a kind of nexus between geological time and human memory. He is also interested more broadly in the contemporary cultures of display and cultures of reception of Zimbabwean stone sculpture. He recently participated in two exhibits at the Agnes Etherington Art Centre in Kingston. www.chakachikodzi.com

Albert Cote graduated from Brock University with BA degrees in Visual Arts and Education. His natural artistic abilities, imagination, visual arts background, and his experience in operating a quilt store for many years has served as a starting point for a very successful longarm and fibre arts career. He has many commissioned pieces in the Niagara area as well as a throughout Canada and the US. His innovative classes and trunk shows are an attraction for many people in the quilting world.

Neil Z. Cox's primary interest is figurative sculpture. He's fascinated with storytelling and fleshing out some of the breadth and subtlety of feeling in his pieces. His training includes working with a number of esteemed artists in Canada as well as abroad. While he works primarily in wood, stone, and bronze, he also enjoys a number of other media including computer graphic modelling, snow, ice, and clay. www.zaleski.ca/neilz_co

Art Cunanan, C.S.P.W.C., revels in the varied landscape of Ontario. Best known for his effective and sophisticated use of light, his watercolours sparkle with freshness and spontaneity. Art conducts watercolour workshops all across Canada, the US and Europe and has work represented by Canadian galleries. Private and corporate collections in Canada, the US, Australia, Philippines and Europe house his paintings. www.artbcunanan.com

Jay Dampf's classes attract both the curious beginner and the more experienced artist because he has an ability to create an atmosphere of infectious enthusiasm and relaxed, constructive learning. At present, he teaches 13 classes weekly in a variety of media, techniques and personal pursuits, as well as weekend seminars in drawing, painting, and drawing for woodcarvers. His reputation has recently earned him invitations to judge woodcarving shows, as well as the Award of Teaching Excellence from the Toronto Board of Education. Jay's art has won many awards in Canada and the US, and virtually all of his works are hanging on walls across North America. His artistic interests are as varied as his education and experience, which include the prestigious, specialized art program at Central Technical School, and George Brown College's Fine & Commercial Arts program, followed by several years in the advertising and design industry. Jay's interests in wildlife, art and archaeology have sparked extensive travels through Africa, South America and Europe. These sources of inspiration are reflected in his continuing artistic growth.

Philip Davis has been fascinated by musical instruments for a very long time. Early attempts at building an instrument of any kind were note-worthily bad. Probably because of this, he took it rather seriously and studied in Toronto, then London, England, and later Frankfurt, Germany to ‘get it right’. Philip now sees instrument making as more of a personal exploration but can cover a wide range of techniques and strategies for finding the right personal musical goal. As a maker, he is represented by instruments and bows across Canada, the US, England, and Germany. He has maintained a professional practice of building and restoring since 1985 and has taught musical instrument construction since 1980 at OCAD University and since 1997 at the Haliburton School of Art + Design.

Holly Dean acquired her artistic knowledge and skills through an amalgam of life experience, workshops, exploration, study, practice and extensive research and is, for the most part, self-taught. Now Holly teaches art workshops and courses in her Merrickville studio and on the road. Her friendly and nurturing teaching style encourages students to get in touch with their intuition and share in her joy of exploration and play in art. Holly's own art comes to life in layers of colour, texture and words. She finds inspiration in classical and fantasy literature, abbey ruins, ancient trees, and nature in all her aspects. Her paintings are often abstract, with great depth and mystery. www.hollydean.com

DeAnn deGruijter is a professional actress, theatre teacher, Arts & Education consultant and Expressive Arts Facilitator. She has an MFA in Theatre and Teaching, is a graduate of the Expressive Arts Program at HSAD, and has 30 years of stage, screen and radio performance experience. She has performed in theatres large and small across Canada and abroad, taught theatre at the Canadian Opera Company, York University, Young People's Theatre, and for the Toronto District and Catholic District school boards, as well as many private and alternative schools. DeAnn has incorporated her theatre, dance, voice, movement, Alexander, Viewpoints and Mindfulness training into her Expressive Arts facilitation work. She is actively studying Therapeutic Clown work, is an Artist in Residence at Young People's Theatre, and has a private Expressive Arts practice in Toronto.

Cristina Delago's artistic career spans more than 20 years. She attended the Ontario College of Art and Design and graduated with honours. Shortly after graduation she started designing and making handcrafted tiles and architectural elements for residential and public places. She has worked with some of Toronto's most recognized architects and interior designers. In the past 10 years Cristina has been working with organizations like VIBE, stArt, StreetArt, EEA, Mural Routes, and OAC as a lead artist for public mosaic mural projects. She is passionate about engaging communities and creating more beautiful and safe environments through her murals.

Carlos del Junco is one of those players whose music is so advanced that when it comes to awards, it's either retire the category or rephrase the question to “Best Harmonica Player Not Named Carlos”. This includes two Gold Medals from the Hohner World Harmonica Championship in Trossingen, Germany, as well as multiple national awards. To say he plays the harmonica is like saying “Jimi Hendrix plays guitar”. He blows the blues harp through a prism – suddenly it seems he's holding every colour in the musical rainbow right there in his hands. Carlos has been touring in Canada, the US and Europe for the last 15 years and has also taught extensively, both privately and small workshops. This will be a unique opportunity to learn from one of the world's best diatonic harmonica players. www.carlosdeljunco.com

Glenn Diezel has been a busy timber framer since 1979 and runs a timber frame and woodworking company. A lifelong member of the Timber Framers Guild of North America, he has been involved with and has instructed at many of the guild's workshops and projects throughout Canada and the US.

Gary Diggins has maintained a private therapeutic practice for over three decades. His approach combines counselling with 'soundwork as soulwork'. He has taken his processes to African communities affected by conflict and, for the past two years, has been bringing the work to communities and institutions in Israel, such as Hebrew University. As a multi-instrumentalist, Gary has composed for film, recorded on dozens of projects, and performed internationally. He is currently also involved in the arts centre, Silence. His book, *Tuning the Eardrums*, has been published by Friesen Press. www.garydiggins.com

Judith Dingle is a full-time textile artist. Since 1978 her work has been exhibited in solo and group shows in Canada, the US, Europe, New Zealand, Japan, and Taiwan. She is well known for her architecturally scaled quilted wall hangings and textile constructions commissioned for residential and corporate interiors. Corporate clients include Seiko, Xerox, Rolex, Bristol Place Hotel, C-I-L, Extencicare, and a 15' x 8' silk donor quilt for the Yee Hong Wellness Foundation. Her work is also located in many public collections such as the Textile Museum of Canada in Toronto, the Claridge Bronfman Collection in Montreal and the National Museum of Civilization in Ottawa, as well as in private homes throughout the world. She has won acclaim and awards for her work, including Canada Council and Ontario Arts Council awards and her flat and constructed quilts have been widely published in magazines and books such as *The Art Quilt* by Robert Shaw. Judith is a respected teacher and lecturer who has taught extensively for over 25 years and is known for providing a supportive atmosphere for development and exploration.

Lydia Dotto spent more than three decades as a science and environmental journalist, author, speaker and teacher. In 2004, she turned to photography and quickly gravitated to wildlife and nature shooting. Photography has taken her to every province in Canada and to international wildlife meccas such as Antarctica, Tanzania and Costa Rica. Lydia's work has been published in a variety of print and online media and she often gives public presentations about her travels and her wildlife/nature photography. She has also shot local sports, cultural and educational events and scenic/nature images of Peterborough and the Kawarthas for many years. www.imageinnovationphotography.com

Suzi Dwor has a Master's in Art Education and has studied in the US, Paris, and Mexico. An accomplished artist and teacher, she taught Fibre Design at Buffalo State University and is currently working in a program called "Learning Through the Arts" in the Niagara public schools. Her students describe her as extremely creative, intuitive, knowledgeable, and energetic. Suzi makes paper of incredible colour and quality that is used for collage and three-dimensional works of art. She trained in paper-making and fibre design at Kent State, Ohio; Cleveland Institute of Art, Fleming College, and Buffalo State University. Suzi also runs workshops for Wellspring Cancer Centre and Niagara Mental Health, as well as private retreats. Her achievements are many and include juried exhibits and workshops at the Albright Knox Gallery, Buffalo; Canada Koffler Gallery, Toronto; Rodman Hall, St. Catharines, Jordan Art Gallery; 100 American Craftsmen, NY; as well as across the US and southern Ontario.

Michael Earle is a professional artist and is inspired to stretch the limits of hybrid forms of printmaking and, above all, mono printing using both oil and water based media. Michael has produced large and small format prints on silk, canvas and handmade papers. In the early 80s Michael enrolled at Open Studio after completing his MFA at the Slade School of Art in the UK. He arrived at a time of intense creativity and trained under Richard Sewell and alongside leaders in Canadian printmaking today. Michael was a recipient of a scholarship in recognition of his commitment to experimentation in all the major print media. www.michaelearle.tumblr.com

Gwendolyn Elliott is an Ontario Certified Teacher with a passion for free movement and introspection. She strives to make art interdisciplinary and experimental by combining different styles of fine art, including drama and dance, without strictly adhering to tradition. In the past 5 years, she has shifted her focus to teaching yoga and is now working to become a yoga teacher trainer. As an

art educator, her goal is to make drama and art accessible so that everyone can find the artist within. As a yoga teacher, her goal is to make the practice accessible so that everyone can find the yogi within. Her most recent project is creating and leading workshops that combine art, dance and yoga in a beautiful journey of artistic creations and improved health and well-being.

Todd Jeffrey Ellis received an arts diploma from Niagara College in 1970 and completed his degree at OCAD U, attaining his B. Des. He has worked extensively in various areas of the arts: teaching, directing, and set, prop, and furniture designing. His love of metalwork took hold when he discovered chasing, repoussé, and the moving of metal in 1995. Since that time he has studied at OCAD U, George Brown College, the Haliburton School of Art + Design and through extensive studies with such renowned masters as Lois Etherington Betteridge, Brian Clarke, Charles Lewton Brain, and Don Stuart. In 2000 Jeffery was awarded 'Best Holloware Award' in the Metal Arts Guild's 'Under Glass' Exhibition. In 2003 he participated in a group exhibition at Metalurge in Toronto, which showcased his expertise in the decorative form. He has taught at Niagara College, York University, Toronto Teacher's College, and the Haliburton School of Art + Design, and served on the executive of the Metal Arts Guild of Canada for seven years. In 2008 he was published in 500 Metal Vessels. In 2010 he had an exhibition with Susan Watson Ellis at the Ontario Craft Council Gallery and Jeffrey and Susan created the window display for the Guild Show during the 2010 Film Festival. www.silversmith.ca

Sandee Ewasiuk, a graduate of OCAD U, has participated in many group and solo exhibitions and her paintings can be found in corporate and private collections around the world. She currently divides her time between painting and teaching art at the Dundas Valley School of Art and The Art Gallery of Burlington.

Andy Fabo is a Toronto artist, art critic, curator and art educator. He has exhibited nationally and internationally, including a retrospective at the Canadian Museum of Contemporary Canadian Art in 2005. He has published essays and reviews in Canadian periodicals (*Descant*, *Parachute*, *C Magazine*, *Fuse*) as well as numerous exhibition catalogues, and has taught at various universities (McMaster, Brock, York and University of Toronto) and the Toronto School of Art. His paintings and drawings are in museum collections across Canada and his videos, collaborations with Michael Balser, have shown globally and are in North American and European collections. www.visualaids.org

Margaret Ferraro divides her time between her two disciplines – teaching and painting. For over 20 years she has built a reputation in the Ottawa Valley area, as a teacher of figure drawing and pastel workshops. Believing that a strong foundation in drawing unlocks the keys to self-expression, Margaret urges artists of all ages to build this skill. She teaches many pastel courses at her country home/studio, in an intimate non-judgmental setting. She teaches internationally, claiming pastel as the perfect plain air medium, in such ideal places as France, Italy and Costa Rica. Margaret has exhibited widely throughout Canada and the US, and has participated in the Pastel Society of America Show, National Arts Club, NYC, and at Pastel Artists of Canada juried exhibitions in various locations throughout Canada. She is a designated master pastellist, with Pastel Artists of Canada. www.ferraro-art.com

Elisabeth Feryn is a freelance photographer specializing in documentary, portrait and publicity photography. She has worked with clients as diverse as Loreena McKennitt, Timothy Findley, the Stratford Festival Theatre, the Shaw Festival, and the Contemporary Art Forum Kitchener and Area (CAFKA). Her professional career also encompasses teaching digital photography, from beginners with their new cameras, to advanced techniques and digital workflow. She is a faculty member at Conestoga College where she teaches Portraiture in the Photography Certificate Program. In between teaching and commercial assignments Elisabeth pursues her own artistic practice. www.eferyn.com

Susan Fisher graduated from Concordia University with an Honours BFA and a post graduate diploma in Art Education. She then continued her education at Trent University where she achieved a Master's Degree specializing in First Nations Art History. From an early passion for printmaking and especially photography, she embraced the specialized techniques of encaustic painting, an ancient medium rediscovered and currently popular with a growing number of artists. She has had numerous solo shows in the Peterborough area including a major solo show at the Art Gallery of Peterborough. Her work has been juried into a prestigious show in Sagami-hara, Japan and has also been shown in Denver, Co. She is represented by Soho Myriad Gallery, Atlanta and Ethel Curry Gallery, Haliburton. www.fisherencaustic.com

Fly Freeman trained as a sculptor in Scotland, where she started her career as a stone carver, carving everything from gargoyles, to gravestones and large-scale public commissions in granite. A move to Canada mid-career led to a radical shift in her sculptural practice: carving has been joined by construction as a sculptural method, and wood and other media are now worked alongside the stone. www.flyfreeman.com

Anna Gaby-Trotz, Hon BA and MFA Printmaking, is a printmaker and photographer who often travels to the most remote places in Canada to explore our relationship to the land. Her current work explores her relationship to a landscape that is melting and changing before our eyes. Whether working from the side of a river-bank or in a college or university, she believes in the transformative power of art. Following completion of her Master's degree Anna pressed this philosophy into service when she built an inner city arts program for some of the most underprivileged people in Canada. Her efforts culminated in a final show of photographs and community art titled *Where We Stand*, portraits that are now on permanent display in Edmonton's Commonwealth Stadium. Anna operates Lift Ground Print Studio/Gallery in Huntsville and is also the Technical Director of Open Studio in Toronto. She has exhibited work in Canada, Japan, and the US. annagabytrotz.com/home.html

April Gates is a full time ceramic artist and educator. After colourful and long meanderings in travel, work and education, she finally answered the call to study ceramics. A lifelong background in image making married a concern for function and ritual ~ and Blackbird Pottery was born. April's graphic and illustrative work has been nationally exhibited, collected and published. Her current obsession is to marvel the endless potential of the ceramic surface. As a facilitator, April is passionate about helping others to find their voice through artistic explorations. www.blackbirdpottery.ca

Sherrill Girard, CSPWC, is a visual artist and instructor working in the mediums of watercolour, mixed media, and photography. She has participated in numerous juried, group and solo shows, both national and international, including England, France, Japan and China. An award-winning painter, her work hangs in many Canadian and international collections. Sherrill is a painting instructor at Visual Arts Mississauga, and the Mississauga Senior's Centre, and has a long career of teaching, demonstrating, speaking, and jurying for art societies in Quebec, Ontario, and Japan.

Benjamin Glatt has his Master's of Education from Marlboro College, Vermont. A self-taught copper enamellist, he has been working in the field for ten years and teaching for four. Benjamin's work is imaginative and experimental; his enthusiasm for the creative process lends itself to a unique body of work.

Eve Goldberg is a compelling songwriter and interpreter whose music spans folk, blues, country, swing, bluegrass, and more. Known for her watercolour voice and solid guitar style, she is a favourite at festivals and concert series across North America, and she has released three albums to widespread acclaim. She is currently performing with the duo Gathering Sparks. Eve is a much sought-after music teacher and leads workshops on guitar, ukulele, singing, and song writing with an emphasis on making music for the joy of it. She believes that everyone can make music and in her teaching she strives to create a fun, supportive environment for students to learn and grow. www.evegoldberg.com

V. Jane Gordon, works with a wide variety of media in installation contexts and hybrid works in galleries and communities. She has an undergraduate degree in Art History from Queen's University and a Master's degree with a studio major in painting and drawing, as well as a specialty in arts education from the Fine Art Department at Sir George Williams University (now Concordia). As an artist and curator, she has mounted over 100 exhibitions and has work in a number of public collections in Canada and Europe, as well as many private collections. She has authored gallery-based publications collected in the National Archive as well as *The Artist's Inquiry Book*, *40 years of Critical Writing Vol 1* and *Vol 2* and *The Leg Book*, published by Independent Art Inquiries. V. Jane is a frequent recipient of grants, and the winner of the Woman of the Year in the Arts award and the Hamilton Arts Award medal. She is a honorary lifetime member of Hamilton Artists Inc. and received the Olympic 88 Government of Canada certificate for community contributions in the arts. She has been a faculty member of Dundas Valley School of Art and Sir Sandford Fleming College, Haliburton School of Art + Design for more than 20 years. V. Jane's current projects employ haptic systems to manipulate narrative tropes across time and through a variety of media. www.vjanegordon.com

Catherine Graham is an award-winning writer and author of five poetry collections including *Her Red Hair Rises with the Wings of Insects*, a finalist for the Raymond Souster Poetry Award and the Canadian Authors Association Award. Winner of the International Festival of Authors' Poetry NOW competition and an Excellence in Teaching Award at the University of Toronto, her work is anthologized in *The Field Day Anthology of Irish Writing, Vol. IV & V* and *The White Page: Twentieth Century Irish Women Poets*. Her work has appeared in *The Fiddlehead*, *Poetry Ireland Review*, *Poetry Daily*, *Joyland*, *The Malahat Review*, *The New Quarterly*, *CBC Books*, and elsewhere. Her sixth poetry collection will appear in 2017 as will her first novel, *Quarry*. www.catherinegraham.com

Kevin Graham is a cabinetmaker with a strong belief that it's important to take the time to do it right the first time. Kevin creates many styles of furniture using traditional joinery and quality finishing. Examples range from Canadiana formal and primitive, to Mission and Quebec painted furnishings. His abilities span rustic traditional to ultra-contemporary; creating unique one-of-a-kind designs. He has had images of his furniture in *Century Homes* as well as *Homes and Cottages* magazines. A completed kitchen was featured as part of Canada Blooms. He has had commissions for his work from the North West Territories to Nova Scotia. Now, with over forty years of professional experience, he still has that excitement and passion for every new piece of furniture he creates. After all, furniture is an investment and should be of superior quality and design.

Rob Gray is an entertainer, speaker, host/emcee, corporate trainer, speaker, and business owner that has forged a new path in kids' education and corporate training. He is best described by the three words: vision, action, and passion. His company, Creative Club, is an organization dedicated to educating kids and adults through the use LEGO® bricks and robotics to learn skills in imagination, creativity, problem solving, communication, and presentation. Rob recently introduced EverBlocks to Canada – giant multi-coloured blocks that can create chairs, couches, bookshelves...anything! www.CreativeClubInc.com

Mary Gryciuk started knitting at the age of three and has been professionally involved with the craft since. She tested and corrected new designs for a national yarn manufacturer and then opened her own fibre business which she has operated for 24 years. An aspect of her business that she finds particularly enjoyable is helping others develop skills and teaching spinning throughout Ontario. Mary has completed a six year spinning program and is working on her Master's. She is the recipient of numerous awards for her work and is on the Haliburton Studio Tour and the Tour De Forest.

Gunnel Hag studied textile design in Sweden and England. Her studio, Trees Textile Designers and Printers, produces fabrics for film and theatre productions. She taught in the Textile Studio at Sheridan College for 12 years and has been a visiting lecturer at the National Institute of Design in Ahmadabad, India. Her fabrics have been represented at International Design exhibitions and she has received many grants and awards for her work. Gunnel has published two books: *Creating Texture* and *Creating Texture: Soft Texture*. gunnelhag.blogspot.ca

Edward Hagedorn, MA, RP, DTATI, OATR, worked as a visual artist and teacher before training at the Toronto Art Therapy Institute and completing his Master's Degree in Expressive Therapy at Lesley University in Cambridge, Massachusetts. Ed is a Registered Art Therapist with the Ontario Art Therapy Association and is a Registered Psychotherapist with the College of Registered Psychotherapists of Ontario. For the past 25 years he has been supplying expressive arts therapeutic services through his private practice Artreach. Additionally, he maintains on-going clinical involvement with the Therapeutic Family Care of Cobourg, private child treatment programs, and various Children's Aid Societies. Since 2004 Ed has been training in Dyadic-Developmental Psychotherapy (attachment therapy) and has endeavoured to merge this new treatment approach with expressive arts therapy. Although time is limited, he continues to produce visual art in his home studio. www.edwardhagedorn.ca

Jeff Helmes began bladesmithing in 2003, working out of a primitive hand-built forge in his backyard. A graduate of Fleming College's Artist Blacksmith program, Jeff has pursued blacksmithing and bladesmithing full time since 2004. He is currently self-employed as a full time swordsmith.

Thomas Hendry is a visual artist and educator. His work has been included in numerous exhibitions within and outside the Toronto area. His principal medium is drawing and his primary focus is on the richness and complexity of the human form. He is a graduate with Honours of the University of Guelph and Ontario College of Art, and is a recipient of an OCA medal. Thomas has been active as an art instructor for over 15 years. thomasdrawn.tumblr.com

Wayne Hill, a lifelong woodcarver and musician, has carved over 350 totem poles and masks. He has been the recipient of many carving awards, along with Jimi McKee, including First Prize – 1998 Isle Morada Art Show, Florida and Second Prize – The Best in North America, 1999 Key West Old Island Days, and Lifetime Achievement Award, 1996 from Andy Mitchell, MP, Gravenhurst. He created a collection of totem poles and a massive arch for the Bass Pro Shop in the Vaughn Mills Mall, and a totem pole for the city of Orillia featured in the Orillia Opera House. He has also served on the board of directors for the Muskoka Arts Guild. www.totempolecarving.webs.com

Angel Ho is a recent graduate from Ontario College of Art & Design University (OCAD U) in the Material Art & Design: Fibre program. She explores the interdisciplinary relation of fibre and technology, with a belief that designing is a mixture of curiosity and interaction. Angel hopes her work will encourage women and younger generations to explore technological opportunities in unconventional ways. Her work has been exhibited at the Art Gallery of Ontario and 100th Graduation Exhibition, and has been sold at the OCAD U Exhibition Sale and One of a Kind Show. www.angelhodesign.com

Kal Honey is an award-winning graduate of OCAD. His work in painting, assemblage, and collage encompasses bold graphics, subtle patterns, text, and wordplay. Recent exhibitions include Queen West Art Crawl, Toronto and De Facto Gallery, Hamilton. As an instructor, Kal likes to create a learning environment that is as supportive as it is adventurous. He teaches in diploma, certificate and summer programs at Haliburton, including Digital Image Design and Independent Studio Practice; regularly at Neilson Park Creative Centre and Visual Arts Mississauga, as well as leading workshops, giving lectures and jurying exhibitions throughout Ontario. www.kalhoney.ca

Rebecca Houston holds a BFA and an MFA from York University. She creates kinetic sculptural installations to explore the vibrant life of matter, using found materials, wood, fibre, metal, ceramics, paint, plaster, and more. Rebecca has worked as an illustrator, a designer of public installations (steel banners on the Queen Street Viaduct) and in community arts such as SKETCH Working Arts for Homeless Youth and the Toronto Homeless Memorial for many years. She also has a curatorial project called "The Northern Beaver Gallery", a vending machine art project that has operated since 2011 (Modern Fuel Gallery, The AGO, Nuit Blanche). rebeccahouston.wordpress.com www.artvendu.com

Heidi Hudspith achieved her BFA from McMaster University. She became enthralled with fibre arts while later studying at the Alberta College of Art and achieving Fleming College's Fibre Arts Certificate. The tactile and sculptural nature of felt has been a constant source of inspiration ever since. More recently, Heidi completed a three year apprenticeship as a chocolatier with Joanne Mogridge of Cocoa West Chocolates. She continues to enjoy working in both the fibre and culinary arts.

Ken Hussey, Ward World Champion in the Contemporary Antique Decoy category, has been carving duck decoys since 1982. Armed with a Mechanical Engineering diploma and further studies in graphic design, he enjoyed a varied career that culminated in many years as a graphic design instructor. He began carving decoys when, as an avid hunter, he noticed how much better wooden decoys performed than plastic ones. His efforts started with working decoys, progressed to decorative, and evolved into what would become the contemporary antique category of decoys. Ken has firmly established a reputation for excellence and is a sought-after instructor.

Marylisa Ince is an artist, educator, and Expressive Arts Practitioner with 30 years of experience in the area of creativity and learning. A graduate of the Expressive Arts program at Fleming College, she has also studied at the International School for Interdisciplinary Studies in Toronto, the Canadian Association of Child and Play Therapy, and holds a Med in Adult Education and Community Development, as well as an Honours Degree in Psychology. Marylisa believes that the ability to be creative is inherent in every human being and that our creative expression is directly linked to our sense of wellbeing and satisfaction with life. www.expressivetransitions.ca

Mary Intven Wallace is a gentle and supportive facilitator. Her experience as an artist, author, and educator brings a unique perspective to the course she is teaching. In her work, she regularly develops new ideas and experiences to facilitate personal as well as professional growth opportunities. Her holistic approach focuses on creative visual arts exercises that promote self-awareness and well-being. Mary's art is shown across Canada. Her Inuksuk Book is recipient of the National Outdoor Book Award, International White Raven Award, and Voice of Youth Advocates Award. As well as painting and writing, Mary has facilitated art programs at many galleries, schools and community groups across Canada. The Canadian Society for Education through Art presented her with the 2006 Excellence in Art Education Award. maryintvenwallace.weebly.com

Ljubomir Ivankovic comes from the tradition of European schools of fine arts. Throughout his forty year career, he has become a devoted professional who has learned to enrich his art with his personal sensitivity. With a precise line and a fair technique, he uses figurative art in a rather surreal way. Transcending everyday life, he majestically paints human bodies and portraits, landscapes, still life and interiors, primarily in oil. The elegant and balanced composition of his paintings is the basis of his style. Ljubomir paints with voluminous forms and a very rich palette. The predominant role of light is also part of his signature. www.ljubomir.com

Louise Jackson has been a spinner and dyer for 29 years. She earned her Master Spinner/Dyer Certificate from Georgian College in 1996. She has enjoyed teaching fleece preparation and spinning basics, demonstrating at fall fairs and historical society events, as well as conducting spinning and nature dyeing workshops. For the past nine years, Louise has been a class technician and dyeing instructor in the OHS Spinning Certificate Program at Haliburton School of Art + Design.

Ralph Johnston learned to weave in his teens and has his Honours Associateship in Textile Design from the Scottish College of Textiles. He is the co-author of *Sashes, Straps and Bands*, a book on weaving warp faced twill bands. A skilled instructor, he teaches a wide variety of weaving, but among his current interests are ceintures fléchées (traditional voyageur sashes), loom maintenance and eight harness weaving.

Michele Karch Ackerman is a nationally recognized contemporary artist whose installations are known for inspiring viewers with their provocative and touching subject matter and aesthetics. A graduate of the Ontario College of Art and Design, her installations have been shown in over forty solo exhibitions at public galleries across Canada, including a retrospective at The Tom Thomson Gallery. She has been the recipient of numerous awards from the Ontario Arts Council and Canada Council, awarded residencies throughout Canada and has received national media coverage. Michele has taught for over twenty years at the Haliburton School of Art + Design where her teaching is widely recognized for its innovative and motivational style.

Ibi Kaslik is an internationally published novelist, freelance writer, editor, and teacher. Her most recent novel, *The Angel Riots*, is a rock n' roll comic-tragedy and was nominated for Ontario's Trillium award in 2009. Her first novel, *Skinny*, was a New York Times Bestseller, was nominated for the Best Young Adult novel of the year by the Canadian Library Association (2004), as well as the Borders' Original Voices Award for Young Adult Novel (2006). *Skinny* has also been published in numerous countries. Ibi teaches creative writing at The University of Toronto's School of Continuing Studies and works as an arts educator. She has helped write, mentor and publish award-winning books for Inhabit Media, an independent Arctic publisher, based in Iqaluit and Toronto. She has a Masters in English literature and Creative Writing from Concordia University and travels to the Arctic from time to time.

Kim Lee Kho is a multidisciplinary artist, with a background in design, working in painting, drawing, sculpture, video, installation, and photo-digital mixed media. She has participated in exhibitions, residencies and mentorships in Ontario, Alberta and BC, and been awarded numerous grants by the Ontario Arts Council. An active exhibitor, in 2015 Kim had a solo show at the Art Gallery of Mississauga. Kim teaches in summer and certificate programs at HSA+D, (including helping develop Independent Studio Practice); at Neilson Park in Etobicoke; as well as conducting workshops, speaking and jurying for groups throughout Ontario. A popular and articulate instructor, Kim likes to create a safe environment for artistic adventures so students can: explore without fear and be challenged while enjoying the process of discovery.
www.kimleekho.ca

Kate Kitchen, M.S.W., R.S.W. is a registered social worker who leads mindfulness trainings for professionals and groups. Kate is also an accomplished weaver, photographer and painter, creating mixed media pieces from weavings and found objects. In 2015, she published her first book of poetry, *Transformer*, and in 2016 her linoprints illustrated the anthology *Latchkey Lyricity*.
meditation-for-mindfulness.com

Harold Klunder graduated from Central Technical School in Toronto in 1964 and began to paint professionally in 1970. Since then, he has taught and lectured at many universities and art schools across Canada, the US, and South East Asia, including Ontario College of Art and Design, Queen's University, University of Lethbridge, and Toronto School of Art. His work has been shown extensively throughout North America as well as in numerous international solo and group exhibitions in Europe, Asia and South America. Harold's work is in many public and private collections

including the National Gallery of Canada, Art Gallery of Ontario, Musee de Contemporain, Montreal and the McMichael Canadian Art Collection. He is represented by the Clint Roenisch Gallery, Toronto, the Michael Gibson Gallery, London, Ont., the James Baird Gallery, St. John's, Nfld., and Trepanier Baer Gallery, Calgary. He was elected to the Royal Canadian Academy in 1983.

Dagmar Kovar works primarily in drawing and fibre, maintaining an active art practice with an international exhibition and teaching schedule. With fibres, she creates works in a wide range of sizes, from palm size sculptures to room-occupying installations. With her drawing, she explores roots of creativity and the human mind. Dagmar has exhibited in Canada on regional, national and international levels, and has also represented Canada in various international exhibitions in the US, Europe and China. She is the recipient of numerous grants from the Ontario Arts Council and Canadian Council for the Arts, and was awarded Best Contemporary Award in the Common Thread international exhibition. For a number of years Dagmar has been teaching various art techniques, as well as giving lectures and presentations on topics of creativity and connections with materials and techniques. She has extensive experience working with students of a wide range of ages and various levels of artistic practice. Since 2012 Dagmar has focused primarily on the exploration of sources of creativity through the technique of "drawing with intuition", collecting invaluable material and experiences to include in her work and teachings. Her work is in a number of private and public collections, in Matthew's Hall, London, Ontario, and has been commissioned for Temple Israel of London, Ontario, to name just a few.

Andrew Kuntz is a renowned Canadian glass artist whose work has been widely praised for its classical grace, contemporary simplicity, and vibrancy of colour. In addition to winning a number of significant awards, his pieces have been extensively exhibited around the globe, including at: the Canadian Embassy in Washington, D.C.; Pilkington, Sheffield, and Oxford Museums in England; the Galerie Art et Creation in Lyon, France; Tai Pei Fine Art Museum; the Hong Kong Museum of Art; and the Museum of Contemporary Craft in New York. Andrew's privately owned work is represented in numerous domestic and international collections, including gifts to the Premier of China and Prime Minister of Ireland from the Canadian government, installed work at the Palace of Prince Faisal bin al Saud in Riyadh, Saudi Arabia, and the US Ambassador to Canada. Andrew trained in blown and sculptural glass at Sheridan College School of Design from 1977 to 1980. Since that time, he has been a resident artist at Harbourfront Glass Studio in Toronto, has taught at Alberta College of Art and Sheridan College, and has participated in numerous workshops and exhibitions throughout the world. He is a founding member of the Glen Williams Glass Cooperative in Glen Williams, Ontario.

Wendy Ladurantaye has enjoyed an eclectic art journey. After graduating from Sheridan College in general fine arts, she studied the glass medium under Jim Schnick and Clark Guettel, and joined the faculty of the Haliburton School of Art + Design over 30 years ago. Her commissioned glass has found homes world-wide, with her favourites being the church windows installed in St. George's Anglican Church, Haliburton, and St. Margaret's Anglican Church, Wilberforce, Ontario. Wendy developed strong solution focused problem solving skills, and enjoys supportive teaching techniques which build upon the learner's strengths. She has found inspiration in many of her successful students, as well as her mentor, Mary Intven Wallace, fellow author and paint media artist. Wendy believes strongly in the journey and the importance of making time to discover joy in the process of art-making in any media.

Annyen Lam is a multi-disciplinary artist whose practice operates in paper-cutting, installation and printmaking. She holds a Bachelor of Fine Arts from OCAD University, where she was awarded the Medal for Printmaking. Annyen has exhibited throughout Ontario and has participated in shows and print exchanges in Japan, Holland, Russia, and Venezuela.

Julia Lee is a graduate of the 1994-2000 OHS Spinning Certificate Program offered at the Haliburton School of Art + Design and is a course coordinator for the 2014-2020 OHS Spinning Certificate Program. Julia runs her own custom spinning business in Toronto: *Provenance Yarns* and *Textiles*. When designing her wearable textiles, Julia interprets a visual image, or sometimes a sentiment, to create a garment that will bring pleasure to the wearer and the viewer. Colour, texture, source, and functionality are primary motivations when creating yarns and fabric. Julia likes her pieces to be noticed, while still being practical and durable. When not spinning and knitting, Julia is a writer, runner, singer, and arts administrator.

Diane Lemire, a multidisciplinary artist, is fascinated by the numerous possibilities natural fibers give her in felt making. She draws inspiration from the natural world around her to create textile art, mixed-media sculptures, and paintings that evoke a sense of memory, time, and place. She enjoys utilizing and recycling all natural fabrics and objects for incorporation into her work and loves the challenge of using the same basic material to make widely different projects. Whether sturdy and warm, or light and airy, felt is a joy to work with and a joy to wear. She has exhibited throughout the region and abroad, and in 2010 and 2014 was awarded the Mississippi Valley Textile Museum Award. www.dianelemire.com

John Leonard is a Toronto-based painter. He is a graduate of Fleming College, OCAD and a member of the Royal Canadian Academy. John has taught at many of Ontario's universities and art schools including OCAD, University of Toronto, York University and others. He has been in more than 350 exhibitions, most recently at public galleries throughout Canada as well as internationally in Spain, France, Portugal, Holland, Brazil and the US. His work is held in over 40 public galleries and corporate collections including the National Gallery, Ontario Arts Council, Ministry of Culture and Recreation, Art Gallery of Algoma, Art Gallery of Sarnia, Art Gallery of Lindsay, Station Gallery (Whitby), CBS Records – New York and the Canada Development Corp.

Bruce Lepper came to carving wildfowl in 1986, after a career as an advertising art director and graphic designer. Since he began competing in 1987, he has won numerous ribbons including many Best of Shows in Canada and the US. In 2003 he placed second in World Decorative Miniature Wildfowl, and Best in Masters Decorative Life-size Wildfowl at the Ward World Championship in Ocean City, Md. In April 2010 he won the John Scheeler Memorial Award which is the highest award in wild fowl carving, referred to as Best in World. He is a respected judge and teacher of bird carving and has work in many collections in Canada and the US. He shows his work annually at the prestigious Waterfowl Festival in Easton, Maryland.

Michael Letki has been making jewellery for over 40 years. After graduating from art school in England, he came to Canada where he and partner Paula Letki operated the jewellery studio Letki Designs for over 20 years. Michael has taught at Sheridan and Mohawk Colleges and was involved in the training of many apprentices through his own studio, many of whom went on to be successful artists/jewellers. He has been teaching at the Haliburton School of Art + Design for over 25 years. Michael has received several awards for his work, notably from the Ontario Arts Council and the International Gold Corporation. He has also held the position of studio advisor for Sheridan College and Harbourfront Craft Studios. Currently, he is pursuing his own arts interests in image making and jewellery making.

Lila Lewis Irving has an MFA in Theatrical Design from the University of Iowa and an MFA in Fine Art from the University of Wisconsin. She has exhibited widely in both public and private galleries. Lila is an elected member of the OSA and the CSPWC. Teaching throughout Ontario and Quebec has become an important part of her work. www.lilalewisirving.com

Brenna MacCrimmon has been studying and performing the music of Turkey and the Balkans for over 25 years. She has performed in Turkey and abroad with Selim Sesler (trad Turkish Gypsy), Muammer Ketencoglu (trad Balkan) and experimental rock group Baba Zula. She has also toured Europe with Balkan beat DJ Shantel and the Bucovina Club Orkestra. Brenna has recorded

with the above musicians and has appeared as a guest on many albums and film soundtracks in Canada, the US and Europe. In 2010, she found herself in Moscow as a member of the cast of Bobble with Bobby McFerrin. Her theatre work includes musical director for *Goodness* the award-winning Volcano play which has toured across Canada and has been staged around the world. Her current projects include an electro-acoustic melange of Turkish and Greek songs with Berlin duo Alcala, and singing and playing music from the Eastern Mediterranean and the Balkans with vocal quartet Turkwaz with whom a new recording is in the works. She has taught workshops in Balkan and Turkish song in the US, Canada, France and Japan. www.greengoatmusic.ca

Susan MacDonald has achieved international recognition as a multi discipline artist. Her unique creations are now available in some of Toronto's most exclusive fashion houses and she is a featured artist at the Craft Ontario Shop (formerly the Guild Shop). www.suemacdesigns.com

Terrill Maguire is a dancer, choreographer, teacher, and artistic director. Originally from California, where her foundation arts training took place, she has also studied and performed in New York; London, England; Ireland; and Paris, France – as well as her home for over 30 years, Canada. Among other accomplishments, she initiated and directed the INDE Festivals of New Dance and Music, as well as other community arts events. She has been active in arts education for decades, having done residencies all over Ontario, including a long-term commitment in the James Bay region. She has received various choreography commissions and awards, including a Chalmers Senior Arts Fellowship. She is a long-time practitioner and teacher of yoga, and a sessional faculty member of the York University Dance Department.

Sheila Mahut's career and accomplishments span over 25 years, during which time she has exhibited internationally, taught at Sheridan College's glass department and successfully developed many series of blown and sculptural glass. Sheila has taught numerous courses in both kiln-formed and blown glass in the Haliburton School of Art + Design Glassblowing Certificate and summer school as well as the Corning Studio at the Corning Museum of Glass. She has won awards and tuition scholarships from universities and colleges as well as professional grants and Awards of Merit in exhibitions. Sheila's work is in a number of private and public collections in Canada and abroad and images of her work have been published in magazines, catalogues and books.

Matthew Mancini attended the Ontario College of Art and Design from 2001 to 2003 but left to pursue a more classical realist approach that led him to delve into a six year study of the techniques used in the 19th Century ateliers of Paris, France. In addition to perfecting them in his own work, Matthew regularly teaches the principles and methods of classical realism in drawing and oil painting. www.matthewmanciniart.com

Kielyn Marrone is a naturalist, artisan, and adventurer. She lives with her husband Dave in a 14 x 16 canvas tent on their remotely accessible property in the heart of the La Cloches Mountains in northern Ontario. Kielyn and Dave run the small business, *Lure of the North*. Their focus is boreal traditional winter travel, crafts and skills. They teach hand crafting workshops across Ontario in the spring, summer and fall. In the winter they take adults out on snowshoeing expeditions, from 3 to 18 days in length, using all of the traditional clothing and gear they make themselves. www.lureofthenorth.com

Janine Marson is a graduate of the Design Art Program at Georgian College and received a BA Fine Art from the University of Guelph. Her 25 year career has established a strong sense of direction, garnered several exhibitions and awards, and has provided the opportunity to influence hundreds of students with her calm, encouraging spirit. Janine is one of the muralists for The Group of Seven Outdoor Gallery in Huntsville and is very active within the dynamic Muskoka art community. www.janinemarson.blogspot.com

Helen McCusker is a practicing artist with more than 35 years of experience. A graduate of the Sheridan College Illustration Program, Helen has worked for publishers such as Addison-Wesley, Holt Rinehart & Winston, Nelson's and TVOntario. She has work in private collections both nationally and internationally and exhibits regularly in solo, juried and group exhibitions. Helen has been an art instructor for over 15 years, specializing in drawing and painting from the figure, paper engineering and paper sculpture. She has taught classes throughout the GTA and has been invited to lead workshops at the English Language Festival at Bishops University in Sherbrooke, QC. Helen's teaching is based on a solid understanding of drawing and design principles and personal attention to each student. She is enthusiastic about helping students discover their potential and encouraging artistic exploration. eaglewoodstudios.blogspot.ca

Robin McGauley is a spiritual director, retreat leader and artist. She is a graduate of Fleming College's Expressive Arts Certificate program and trained with Lauren Artress to become a Veriditas Certified Labyrinth Facilitator. She was Program Director at Five Oaks Education and Retreat Centre for nine years where she created and facilitated a wide variety of experiences – from team building sessions with staff groups, reconciliation events for indigenous and non-indigenous people, silent retreats and leadership development courses. She has also led numerous workshops and training events on the labyrinth across Ontario. Robin was hired as a consultant on two research projects conducted by the Schlegel-UW Research Institute for Aging to explore the labyrinth with seniors in long-term care facilities. As an artist, she has created over a dozen large canvas labyrinths for groups and organizations who wish to use this meditative tool to promote wellness, personal awareness and mindfulness with a variety of populations. www.robinmcsauley.com

Lesley McInally completed her Bachelor of Design Honours Degree in ceramics and printmaking at Dundee University, Scotland. For the first eight years of her career she worked as a full time, professional ceramic artist producing both functional and decorative ceramics for galleries throughout the UK. In 2004 she immigrated to Canada where she continued her studio practice. Since arriving in Canada Lesley developed her unique style of stretched slab hand-built paperclay sculptures and vessels which contain a rich depth of surface texture. Incorporating her printmaking skills, she has also developed a highly tactile surface using coloured porcelain slips, underglazes and a monoprint technique. Lesley has been the recipient of numerous prestigious awards and grants and exhibits her work nationally and internationally.

Marg McIntyre's paintings are exhibited all over the world and are based upon her experiences in the Caribbean and her life in Ontario. She is certified by the Ontario College of Teachers and is affectionately known as 'Mrs. Mac' by thousands of children and fellow teachers that she has taught to draw and paint in the schools of Hastings and Prince Edward District School Board. Her popular, simple step-by-step instruction style is easy to follow and has enabled her students to produce beautiful pieces of artwork in a short period of time. Marg works in all media but her passion is watercolour and pencil. Gordon MacKenzie, Marilyn Coulter and the late Jack Reid have been very influential in the development of her personal style. www.margmcintyre.com

Julie McIntyre has an undergraduate degree and diploma in social work and psychology, and has completed graduate studies in alternative dispute resolution, visual arts, art therapy and expressive arts. After a 35 year career as a social worker, she is currently in private practice as an Art Therapist. She has been the Coordinator of Fleming College's Expressive Arts Graduate Certificate program since 2015, as well as a faculty member of Haliburton School of Art + Design. As a SoulCollage® Facilitator she leads retreats to help others develop a personal spiritual practice through the arts. Her passion and experience in grief, bereavement and palliative care, abuse, neglect, trauma, and mental health has led her to develop

and facilitate programs for all ages and abilities. An enthusiastic wish to make the world a little brighter through art has led her to develop programs in Haiti post-earthquake, Kelowna, BC in a homeless shelter, and Liberia to support children impacted by the Ebola virus. A multi-modal artist herself, she is passionate about the power of the arts to promote integrated health and wellness.

Gayle McIvor graduated from the Haliburton School of Art + Design Surface Design Certificate program in 2005. Years of textile and fibre exploration, combined with the experience of Permaculture training on Vancouver Island, inspired her to create Earth Elf Designs. A business devoted to the creation of one-of-a-kind upcycled wearables. She has exhibited with the Vancouver Island Surface Design Association in many shows, won an Honourable Mention Award in the Cowichan Valley Arts Show in 2011, and participated in many juried art festivals and events across BC. Upon return to Ontario she has been busy teaching fibre and textile art, creating and innovating new designs, and experimenting with new techniques.

Maureen McKay studied concert harp with Judy Loman and Marie Lorcini and was harpist with the North York Symphony. She is a faculty member at the Royal Conservatory of Music, where she has taught classical and Celtic harp full-time since 1980. Since 1993 she has been a harp examiner for the RCM and was senior contributor for the 2009 (current) Syllabus, which establishes grade level requirements for harp students throughout Canada. Maureen developed the Celtic harp program at the Gaelic College in Cape Breton where she taught for many years. She applies her M.Sc. (Human Physiology, U. of T.) to bring the added dimension of ergonomic awareness to harp playing, incorporating injury prevention with skill development. Maureen enjoys working with students of all ages and levels of harp playing. www.clarsach.ca

John McKinnon is a very diverse, active and involved artist. With a Certificate in Commercial Art and a Fine Arts Diploma from Kootenay School of Art, a BFA from Notre Dame University, and studies in Advanced Serigraphy and Sculpture from the Alberta College of Art, he has a solid academic foundation upon which he has based his evolution as an artist. A reputed sculptor, John has been selected for major commissions and repeatedly sought as an instructor all across Canada. An exhibiting artist since 1974, he has had his work shown both nationally and internationally. www.johnmckinnon.ca

John McQuade is a founder of Miksang Contemplative Photography and the founder and co-director of Nalanda Miksang International (www.miksang.org). Miksang is a Tibetan word that translates as "good eye". Miksang is a discipline of perception that connects with clear seeing and delivers equivalent images that are simple, brilliant and heartfelt. It is an art of contemplative experience and contemplative images. John is a long-time meditation practitioner in the Shambhala Buddhist tradition (www.Shambhala.org) and is certified as a meditation instructor and Shambhala teacher. Through Nalanda Miksang he has established Miksang teachers throughout North America and Europe. John has been a liberal arts teacher in various community colleges and universities and is currently completing a PhD on the great modernist photographer Edward Weston. He has published a book – *Looking and Seeing* – and the second volume – *The Heart of Photography* – will be published in the spring of 2017. www.miksangwayofseeing.com

Lisa Merchant is a highly sought after improvisation instructor/facilitator/performer. She has been studying, performing and teaching the art of improvisation for 30 years. Lisa is a Senior Faculty member at The Second City Training Centre and is a corporate facilitator with The Second City Works division, Bad Dog Theatre, and privately. She has taught with the Osgoode Hall Law School Professional Development department, York University's Introduction to Dispute Resolution, Humber College's Comedy Program, University of Toronto's Strategic Communication Certificate, Fleming College's Professional Development department, and co-facilitated Organizational Learning – Developing Learning Styles and Strategies that Promote and Spread Knowledge at Queen's University IRC. Lisa delivered workshops to some of the Canadian Olympic Team hopefuls for the London 2012 Summer Games as well as Sochi 2014 Winter Games. Most recently she

was in the UK delivering workshops for The Second City in London. She is a multiple nominee and winner of four Canadian Comedy Awards, three for Best Female Improviser. Lisa was a cast member of the Gemini nominated Joe Blow Show. Some television credits include: *American Gods*, *Degrassi XV*, *Murdoch Mysteries*, *Train 48*, *Listen Missy*, and *Go Girl!* Currently she performs monthly in *Monkey Toast*, the live improvised talk show, now in its 14th year and *Mixed Company*, in its fourth year. She also performs with Ted & Lisa, Oakville Improv, and the Ethnic Eccentrics. Lisa is an understudy for the highly acclaimed Women Fully Clothed. www.lisamerchant.com

Sheila Miller, M. Mus., has been practicing Yoga since 1989 and teaching Yoga since 1998. She is a Certified Kripalu Yoga teacher, having completed her Basic and Advanced Yoga Teacher Training at the Kripalu Center. Sheila has also been teaching meditation since 2002 following completion of the Teaching Meditation Techniques course at Kripalu. She has sat 21 residential meditation retreats with master teachers over the years. www.soundofbody.ca

Margot Miller, recipient of a Design Canada Award, is an Honours Graduate of the Ontario College of Art and Design University, (College Medal Winner) and also a graduate the Ecotourism Management Program at Fleming College. She has exhibited at numerous galleries and shows including the Art Gallery of Ontario, the National Film Board of Canada, and the Ontario Crafts Council. As a lecturer and instructor in the arts and the business of art, she has taught at Sheridan College, St. Lawrence College, Queen's University and Fleming College. For many years Margot has taught workshops, designed and sold printed clothing, yardage, floor cloths and furniture from her shop and studio. Her work has sold in shows and stores in Canada and the US. She has travelled extensively in the Far East, documenting traditional textile techniques, and has worked as a designer for a British and Canadian company in India. Recently she has organized cultural walking tours, titled "Walk the Walls" to destinations such as Scotland (Mull, Iona, Orkneys), Ireland, England, Mallorca and Menorca with the organization Dry Stone Walls Across Canada. www.margotmiller-summerhouse.com

Sue A. Miller has been a full time oil painter and arts educator for 25 years. The use of a palette knife with sensuous layers of oil invokes spiritual connection to the landscapes she creates. Environment and simplicity run simultaneously with life metaphors that are transpired in Sue's work. The imagery is informed by actual places but is not held to a specific scene; rather the 'essence' or 'spontaneous' energy is captured. Currently Sue works from her studio and runs The Bay School of Art. www.sueamillerart.com
www.thebayschoolofart.ca

Rhonda Morley Causton became well versed in makeup application, life casting, sculpting and mould making while attending School of Makeup Art, a private career college from which she graduated at the top of her class. She has done special FX and character development on many film productions – everything from music videos to big budget feature movies. Rhonda has worked alongside some of the biggest names in Toronto's Makeup FX and movie industry, including Paul Jones (PJFX Studios). www.facebook.com/REEL-TWISTED-FX-598970143465950

Ken Murray's critically acclaimed debut novel, *Eulogy*, was published by Tighrope Books in June 2015. His fiction and non-fiction has appeared in *Prairie Fire*, *Globe and Mail*, *Mendacity Review*, *Brooklyn Rail*, *Ottawa Citizen*, *Canadian Business*, and *Maclean's*. Since 2009, he has taught creative writing at the University of Toronto, School of Continuing Studies. While earning his MFA at The New School in New York City, Ken also trained as a teaching artist with Community Word Project and taught with the organization Poets House. He is the recipient of numerous awards, including the inaugural Marina Nemat Award, U of T's Random House of Canada Award, and an Emerging Artist's grant from the Toronto Arts Council. www.kenmurray.ca

Joanna Nash, BA Concordia, M.A. Art Ed. McGill U., is a career painter with an exhibition history and artworks in public collections. She was professor of freehand drawing, McGill School of Architecture (2000-2012), and taught an annual drawing workshop to medical students at Harvard University, Boston (2007-2013). She paints and coaches individual artists and small groups in her studio. www.joannanash.com

Sylvia Naylor was educated in England where she later became a teacher specializing in textile crafts. She then studied Embroidery and Textiles through the City & Guilds of London Institute, receiving a silver medal for the highest marks in the country. Sylvia has taught workshops in Canada, the US and England. Her work has garnered numerous awards and been featured in a variety of publications. Several articles have been published in American periodicals. Sylvia has exhibited her artwork extensively in galleries in England, Canada and the US. Her work is in private collections in many countries. www.sylvianaylor.com

Nancy Newman is an experienced artist and teacher who supports students with individual feedback and encouragement. An award-winning watercolourist, she has led a variety of courses for artists, educators and art societies and has participated in many juried, group and solo shows. She teaches art classes at the Aurora Cultural Centre and is a frequent guest instructor for art societies in Southern Ontario. In addition to being a member of ECOAA, (associate) CSPWC, BMFA, Nancy is past president of the Toronto Watercolour Society and the past president of the Society of York Region Artists. www.nancynewmanart.com

Charles O'Neil is a full-time artist with a wide range of interests and a long affiliation with the Haliburton School of Art + Design. With a background in drawing and painting, in the late 1990's he became interested in sculpting. Working primarily in metal wire, his work is now featured in galleries across the country as well as internationally. Charles has earned a certificate in Artist Blacksmithing and a Diploma in Visual and Creative Arts from Fleming College's Haliburton School of Art + Design. As a faculty member since 1997, he teaches several adult courses in wire sculpture, drawing, and painting. Charles' work can be found in both private and corporate collections and has recently had work purchased by the federal government of Canada as gifts for international leaders. Public works can be viewed at Pearson International Airport's Terminal #3, The Design Firm of Southfield Michigan, the Stuart Wietzman Collection of New York, and the Haliburton Sculpture Forest. He was honoured as the Artist of Distinction through the Haliburton Highlands Arts Council in 2008. www.charlesoneil.com

Dorit Osher, MSW, is a psychotherapist, dancer, educator and creator. She has worked as a professional contemporary dancer with the Batsheva Dance Company in TelAviv, Israel, and as an independent dance artist in London (UK), Amsterdam, Paris, Toronto, Vancouver, and South Africa. Dorit is a Clinical Social Worker who works as a psychotherapist with a focus in somatic psychology. She is interested in the creation of movement that evolves from improvisational movement/dance and is curious about developing movement that captures the complexity of our physical form. Through embodied mindfulness, somatic practices, expressive arts and movement, Dorit teaches and supports others in finding greater freedom, creativity, compassion, empowerment and aliveness in their lives. www.doritosher.com

Mary Pal is a Canadian fibre artist whose current work exemplifies her fascination with fibre manipulation and the tactile possibilities of stitch. Her work defies easy classification, encompassing art quilt, mixed media, sculpting, stitch and paint on richly textured fibre backgrounds. Her artwork has received numerous awards at international exhibitions and is in many private and museum collections. Mary enjoys sharing her passion for textile art and teaches classes internationally. A past member of the Board of Directors for Studio Art Quilt Associates, she is an active participant in shaping the growing fibre art movement. www.marypaldesigns.com

Sam Paonessa has been painting professionally for over 30 years. His work can be seen reproduced on greeting cards, calendars, and numerous other products, with subject matter ranging from landscape and still life to figure. A founding member of Plein Air Canada and an active member of the Ontario Society of Artists, Sam finds inspiration for his landscapes from natural beauty and the breath taking vistas of Georgian Bay, Killarney, Algonquin Provincial Park, Québec, Maine and Italy to name a few. He shares his talent by conducting demonstrations in addition to teaching painting workshops across Ontario and Morocco. His works have gained the attention of fine art collectors, both corporate and private, across North America and Europe. www.sampaonessa.com

Bryce Petersen began his art education in Haliburton, achieving certificates in Glassblowing and Artist Blacksmithing. He then pursued his Bachelor of Fine Arts in Studio Art and Art History at Concordia University and now holds his Bachelor of Education as a secondary visual arts/history teacher. Being an interdisciplinary artist, Bryce enjoys teaching the arts in various capacities that bring new ideas to the classroom. His love for working with youth has taken him across Canada including the east coast, Canada's interior and the Arctic.

Rene Petitjean has been a maker of objects for more than 40 years. After attending Sheridan College, he bought Robin Hopper's Hillsdale, Ontario studio in 1975 and began a reduction fired line of pottery, selling to stores throughout North America. Moving to Creemore in 1979, the business expanded to include a selection of salt glazed pottery sold under the Bowerman's Hollow logo. In the late 1980's René developed a fascination for wrought iron, and eventually left the ceramics field and began to design and build architectural iron. Many of his projects have been large in scope and have taken over a year to complete. Currently, he takes commissions from selected architects, builders and interior designers. In 1998 he assisted with the design of the Haliburton School of Art + Design's Artist Blacksmith Certificate Program, of which he is a faculty member. Rene also teaches in the Ceramics Certificate Program. www.renepetitjean.com

Greg Pietersma, a maker at heart, knew immediately he had found his material when he worked as an apprentice at historic Upper Canada Village. To develop his skills, he furthered his apprenticeship with noted master tinsmith Billy McMillen of Staten Island NY. In 1991 he started The Tin Shop which was incorporated as The Pietersma Tinworks, Ltd in 1998. Originally crafting reproductions of pieces made by 19th century tinsmiths, Greg gradually adapted these pieces into a collection of products that fit the 21st century. He also designed and built tools and machines to help with the adaptations. www.pietersmatinworks.com

Paul Portelli, a professional sculptor, manipulates the natural beauty and versatility of terra cotta clay with colour and glazes to create his popular Greenman, whimsical circus animals, Venetian carnival figures, a full range of functional pieces and figurative work. Many of Paul's works have been exhibited in public and private galleries and are held in private collections in Canada, the US, Europe, and Africa (Ghana: President John Agyekum Kufuor and King Sefotwe Kakradae IV). After graduating in Fashion Arts from Seneca College he continued his studies in Visual Arts at the Ontario College of Art and Sir Sandford Fleming College (Haliburton School of Art + Design). Paul has been an instructor in visual arts and business departments at Sir Sandford Fleming College, Durham College, Seneca College and Ryerson University. In addition to his career in art and teaching, he is a specialist in retail design, merchandising and event coordination. He operated a gallery/sculpture studio for 22 years and was instrumental in developing the branding and advertising campaign in his community. He has worked with many major retailers in visual merchandising and event planning, including Holt Renfrew, Microsoft, Proctor and Gamble, Lindt Chocolates and Mercedes Benz. Paul is the author of articles in many Canadian publications, such as *Crafts Plus*, *Style and Men's Wear Canada*, and also has made regular guest appearances on television shows, Cityline, Craftscape and Savior Faire. www.paulportelli.com

John Proctor owns and operates Earth Tones Studio. He builds drums and teaches workshops on drum making for a variety of world drums including Djembe, Taiko, Ashiko and many styles of frame drums, as well as percussion instruments crafted from Hard Shelled Gourds, recycled PVC and wood. He also facilitates drumming and soundscapes for those who respond to the call and the dance of the drum beat. Some of his drumming and sound workshops have been with groups such as the Annual Children's Water Festival, Canadian Girl Guides, March of Dimes, Stroke Recovery Groups, Kawartha Lakes Caregivers Group, and Early Childhood Educators. As a certified Roots of Rhythm teacher (www.rootsofrrhythm.net) he provides an innovative cross-curricular program that offers training to both teaching professionals and students in fundamental rhythms and instrument making, both ancient and modern. He combines this skill and his advanced learning experiences with master teachers in sound and rhythm to design and provide personal drum building opportunities for those wanting to make their own drums and percussion instruments. Rhythm making and sonic journeying are woven throughout to his workshops, providing a rich and joyous experience. www.earthtonesstudio.org

Rod Prouse, a graduate of Ontario College of Art in 1968, exhibits mainly in painting and printmaking and recently in video and photo-based art. To date his professional career has seen 40 solo exhibitions and as many group exhibitions across Canada, the US, and in England and Germany. Solo exhibitions have included such institutions as the McMichael Canadian Art Collection. His work is included in private and public collections in Europe, Asia and North America. His teaching agenda is based on delivering a sound understanding of design principals and personal attention to develop individual potential. Rod's current paintings reference Canadian landscape in a refreshing contemporary style. www.rodprouse.com

John Stuart Pryce's quest for eloquence in his painting is ongoing. Strong design elements, an appropriately chosen colour palette, spontaneous brushwork and underlying luminosity are key elements that allow him to share with others what he sees and feels. His seemingly loose yet eloquent technique is the result of years of experience in the disciplines of drawing, colour and composition. A playwright once wrote: "Without doubt, beauty is to be found everywhere, but it takes an artist to see it and understand it." John's goal, "To share with others the beauty that my eyes see, my heart feels, and my soul yearns to understand". www.prycestudios.com

Linda Lee Purvis is a multi-media artist, writer, teacher, and self-actualization coach. She has designed work for television, magazines, and art galleries, including the Art Gallery of Ontario, and has work in private collections around the globe. Her passions are deeply rooted in the natural world, and she infuses elements of nature in much of her work – which in addition to art, extends to the use of herbs, essential oils, sound, and more. She creates unique methods of summoning the power of nature to those that experience 'nature-deficit' living, and facilitates programs to assist individuals in defining and aligning their personal goals with authenticity, through art for stress reduction, personal expression, and body/mind/spirit wellness. www.synergylifearts.com

Elaine Quehl is a Canadian quilt artist, teacher, and fabric dyer/designer best known for her dramatic and colourful nature-themed art quilts featuring luscious foliage (particularly hosta leaves), flowers and trees. All fabric used in her artwork is hand-dyed by the artist to provide the wide range of values she employs to create depth, drama, and contrast, and to read like nature's dappled light. Each art quilt is also abundantly textured with free-motion stitching. Elaine's work has been juried into and selected for awards at numerous international and national exhibits, and has been widely published. Her recent accomplishments include being chosen as one of 21 artists featured in the book *Art Quilt Portfolio: Natural*

World, and receiving a First-Place award in the Art-Naturescapes category at the International Quilt Association's annual juried and judged show in Houston, Texas in 2013. She has released her first line of commercial fabric through Northcott Fabrics. Elaine is a Professional Artist Member of SAQA (Studio Art Quilt Associates). www.elainequehl.com

Fraser Radford holds an Honours Bachelor of Arts in Art History, with a minor in Religious Studies from Queen's University, a Fine Arts diploma from St. Lawrence College, and a post-graduate certificate in Studio Process Advancement from Haliburton School of Art + Design. He has held numerous volunteer and paid positions at galleries and museums and has apprenticed with Shayne Dark, one of Canada's prominent sculptors. He currently holds membership with Modern Fuel Artist Run Centre in Kingston, Ontario. His work is held in numerous private collections, has been exhibited across Canada and the US, and has also been published in several magazines in Canada and the US, as well as in *The Peace Project*, a catalogue produced by Gallery 9 in Culver City, California.

Susan Rankin graduated from Sheridan College in 1989 and received a three year artist in residency at the Harbourfront Centre glass studio in Toronto from 1989 to 1991. In her 29 year career as a glass artist she has drawn her inspiration from the landscape in which she lives. As an avid gardener she continues to explore the idea of garden through her vessel and sculptural works and is well known for her vibrant floral vessels. Susan examines how glass has been used historically and transitions form and style with a contemporary feel. www.susanrankin.com

Jake Raynard is a graduate and former teaching assistant of Sheridan College's glass program. Drawing on a repertoire of hot and warm glass techniques learned over 20 years, he creates blown forms and sculptures that reflect the colours and textures of his journeys abroad though China, Tibet, and Nepal.

Stephanie Rayner is an artist, printmaker, international lecturer, art educator, and captivating storyteller. Her art works, shown widely and collected by major art museums, deal with themes and issues relating to spirituality and science. In May of 2009 Stephanie was in China at the invitation of the Luxun Academy of Fine Arts, China's foremost art school, to teach the professors and select post-doctoral students' watercolour printmaking and a special course on universal meaning in the arts. She was also invited to give lectures on her art work in several universities throughout mainland China. In November 2009 the Maine College of Art (Portland, Maine) did a special month long gallery show 'First Impressions' of Stephanie and her students' watercolour monoprint works. Her latest art work, the 30 foot long *Boat of Eternal Return*, was highlighted on the cover of the winter edition of *Exile ELQ Arts & Literary Magazine*. *ELQ* also did an essay for the magazine and a YouTube video on Stephanie and the creation of the boat. *The Boat of Eternal Return* ran as a four month long solo show at PAMA and the same year Stephanie was awarded The Ashley Fellowship by Trent University. She is the first visual artist to receive this award. Stephanie's ability to inspire creative responses within the individual takes her teaching well beyond technique and into the very heart of the art process. www.stephanierayner.com

Tammy Rea is extensively involved in the Digital Image Design and Moving Image Design programs at Fleming College, Haliburton School of Art + Design. From TV documentaries to Kindergarten animation, she has mentored youth, young and old in the exciting, ever-changing world of digital media and video.

Chari-Lynn Reithmeier is an honours graduate of Georgian College School of Design and Visual Arts. Beginning her art career as a painter in the 1990's, she exhibits in galleries in Southern Ontario and has work in private collections from Toronto, Ontario to London, England. She has continued to produce art, using a variety of media including fibre, beads, polymer clay, paint, and ink to express her creative vision. Chari-Lynn teaches creative workshops around Ontario, privately, at various institutions, art schools and Haliburton School of Art + Design. As part of her daily art routine she finds relaxation and inspiration in Zentangle and is a Certified Zentangle teacher. www.charilynn.com

Rebecca Reynolds achieved her BFA from Concordia University and her teaching degree from Nipissing University in addition to earning her Expressive Arts Certificate at Fleming College. Rebecca's paintings, drawings and installation works currently focus on colour, texture and layering, and are inspired by the spontaneity and playfulness of children's gestures. Her creative, engaging and dynamic teaching style has been honed through more than 20 years of experience instructing children of all ages in such settings as camps, theatres, museums, libraries, cruise ships and classrooms. Rebecca also led the Glenhyrst Art Gallery children's programming for two very rewarding summers as Camp Director. www.rebeccareynolds.ca

Martha Robinson holds a BDes in Illustration as well as an MA in Contemporary Art History (CADN) from OCAD University. She is currently pursuing a Doctorate at Concordia University, researching questions of the representation of animals and extinction. Martha is a watercolourist whose practice includes working in oil and oil pastel. While her current focus is plein air landscape and painting animals, with thirty years' experience as an illustrator and textile designer, she has worked extensively with a variety of subject matter including botanic motifs and the human figure. She is known for the painterly realistic character of her work. Martha has exhibited in in public and private galleries as well as juried shows.

Laurie Rockman has always been expressive with dance and art. This led her to attend the Fine Arts Program at York University where she studied both art forms. After graduating, she continued her work and studies in New York City. In addition to her dance career, Laurie started her own greeting card company called "Mug Shots" where she uses her unique and whimsical cartoon characters to express her sense of humour. She participates in art shows, including the Haliburton Arts & Crafts Festival. Interest in her work has led to many commissions from corporate cards to ads and illustrations. As a freelance teacher, she has taught a variety of age groups and ranges of skill.

Steve Rose is a graduate of OCAD U with a major in drawing and painting. He has exhibited his work extensively and has a diverse background as an artist/educator. Steve has taught fine arts at the Neilson Park Creative Centre, the Koffler Centre, Haliburton School of Art + Design, and OCAD U. His work is collected in private and corporate international collections. www.steverose.ca

Karyn Ruiz, when signing up for a night school class in tap dancing, was told that the course was full. But, they added, the millinery course had lots of space. The rest, as they say, is history. Karyn is the owner/designer of Lilliput Hats, a 25-year-old traditional millinery. As all the Lilliput hats are crafted on site in the studio/atelier, the store has become a curious landmark in the city, where visitors can glimpse old-world techniques while their hat is made before their eyes. Lilliput hats are carried across the country at Holt Renfrew and other fine boutiques in Canada and the US. The hats are in the collections of Whoopi Goldberg, Celine Dion, and former Governor General of Canada, Adrienne Clarkson. Karyn's many theatre, television, and film credits include *Mama Mia*, *Music Man*, and *The Evelyn Dick Story*. Most recently, she created the hats worn by Gord Downie on the Tragically Hip's recent *Man Machine Poem* tour. She is the recipient of several awards, including the 1999 City of Toronto Accessories Designer of the Year, the One-of-a-Kind Show Best Traditional Craft, and the One-of-a-Kind Show Hall of Fame. She has taught at the International Academy of Design and Ryerson University of Design. www.lilliputhats.com

Andy Rush has recently retired from a 40 year teaching career, instructing sail training, metalsmithing, band, choral singing, and guitar music. He is also the founder and artistic director of the 110-voice Open Voices Community Choir in Kingston, Ontario. Before pursuing formal music and education study at Queen's University, Andy was an artisan goldsmith. He has a gift for finding uplifting and fun songs and arranging them for his workshops. www.open-voices.org

Kirei Samuel's fascination with glass started 25 years ago, purely by accident when a friend gave her some scrap glass. For many years she travelled the Ontario art and craft show circuit, eventually participating in some of the finest events. In 2009 she opened her studio/gallery which houses her one-of-a-kind pieces in jewellery, plates, bowls and artwork. Kirei is a member of The Arts Trail and Studio Tour of Prince Edward County and has been a featured artist in print and on television.

Lisa Schmidt, M.Ed. is a professional coach, writer, transformational leadership consultant, and catalyst of creativity, change and learning. Her poetry and fiction have appeared in CV2, Prairie Fire and Room of One's Own, and she has spent time at the Banff Centre for the Arts as one of six poets in residence. www.lisaschmidt.ca

Marta Scythes is a medical illustrator, fine artist and educator. Her work has been published by Harrowsmith Magazine, University of Toronto Medical Society and Harper Collins (New York). McClelland and Stewart featured her illustrations in their best-selling *UP NORTH* nature series as well as in The Canadian Encyclopedia. Marta holds a Master's of Science in Biomedical Communications from the University of Toronto and has created scientific animations for the Hospital for Sick Children and Queen's University. She currently teaches at Fleming and St. Lawrence Colleges, Southampton Art School and is pursuing a Masters of Design in Strategic Foresight and Innovation at OCAD University. www.bmc.med.utoronto.ca/~marta

Jill Segal is an award-winning professional artist, enthusiastic popular art teacher, and certified Kripalu Yoga teacher. She conducts demonstrations, classes and workshops for numerous art associations and educational institutions in Canada as well as internationally. Jill has co-facilitated many workshops on spirituality and creativity and enjoys taking groups of artists on inspiring travel/painting trips to Peru and other countries. She is represented by galleries in Ontario, the Caribbean, and Florida and participates regularly in juried shows. She is an elected member of the Society of Canadian Artists and a signature member of the Toronto Watercolour Association. Her acrylic and mixed media paintings are loose and expressive, characterized by bold vibrant colours, interesting textures and a strong sense of design. www.jillsegal.com

Vicki Sharp graduated with an Honours BFA from York University and completed three scholarship sessions at The Banff School for Fine Arts. She later completed a Bachelor of Education at The University of Toronto. Vicki began making jewellery in the late '80's and, through the years, has evolved and developed her work to its current interplay of beads, stones, metal, and polymer clay. She has been exhibiting her work in fine craft shows in Ontario since 1989. She also paints in encaustic. She owned The Muskoka Moose Gallery and for 17 years founded and directed The Moose Show, Festival of Fine Craft held in the Atrium of the CBC, TORONTO. Over the past 20 years, Vicki has taught jewellery workshops in Muskoka and led beading retreats in Mexico. She is a founding member of the new Baxter Studio School. "The act of creating something out of raw materials has always held a kind of magic for me. Whether it is jewellery or a painting, the process is always a journey through colour, shape and texture". www.vickisharp.com

John Shaw Rimmington spent many years specializing in restoring historic stone and brick buildings and eventually extended his focus to using stone in landscaping and building traditional dry stone walls. His expertise has developed from masonry practice and comprehensive research into traditional stonework in Britain, where he has worked with professionals associated with the Dry Stone Walling Association of Great Britain. He is the president of the DSWA of Canada, (www.dswac.ca), an organization that offers instructional workshops for homeowners and landscape students on every aspect of dry stone construction. In 2004 he and members of the DSWAC built Springdale Bridge, a permanent 6 foot arched stone bridge in downtown Port Hope and in 2005 he collaborated with international dry stone artist Dan Snow to build a permanent stone ruin on the same site. In 2006 he initiated a unique project based on a book by Farley Mowat, where dry stone wallers from all over the world collaborated to build a permanent

stone structure in the shape of a pre-Viking dwelling in Canada. He also designed and built the 12 foot high dry stone 'Cheese Wedge' at the Niagara Botanical Gardens. In 2012 he designed, organized and oversaw the building of the first double arched dry stone bridge in Canada at a private estate near Montreal, QC. thinking-stoneman.blogspot.ca

Michael Sheba has a B.Sc. in Chemistry from McMaster University and studied ceramics in Holland. Originally working in stoneware and porcelain, he has for over 30 years been recognized for his innovative contemporary approach to Raku as well as development of clay bodies and glazes. His work has been exhibited in Canada, the US and Europe. He was a board member and committee chair for the OCC, and vice-president and exhibitions chair for Fusion. Winner of various awards and honours, he has been an instructor at Metchosin, the New Brunswick Craft School, Canadore College, St. Lawrence College, University of Toronto Faculty of Education, throughout Ontario, as well as in the US, Mexico and Turkey. He was also artist-in-residence at Millsaps College, Mississippi and Vitra Studio, Istanbul. His work is found in the Indusmin, Saks Fifth Avenue and Charles Bronfman corporate collections, Burlington Art Centre, and the Canadian Clay and Glass Gallery. Michael's work is published in *Raku: A Practical Approach, Hand-Formed Ceramics, The Ceramic Design Book, Ceramics: Mastering the Craft, Making Marks. Mastering Raku*, and *500 Raku*.

Brad Sherwood began working with glass as a student at OCAD University. Upon graduating in 1994 with a diploma in sculpture, he received an artist residency in the Glass Studio at Harbourfront Centre. He continues to develop his unique tools and methods for glass forming. Brad worked for several years as a scientific/ industrial glassblower and has incorporated that knowledge into his art. He teaches Flameworking, Introduction to Hot Glass and Three Dimensional Design at Sheridan College. Also, Brad continues his love for fencing and archery while coaching for the City of Guelph, and The Ontario Centre for Classical Sport.

Beth Showalter finds inspiration in colour, textiles, fibres, people, and history. She graduated from UWO with Bachelor degrees in Fine Arts, Studio Honours and Education. Beth completed the OHS Spinning Certificate Program in 2014. She has taught visual arts at the secondary school level since 2000 and also teaches spinning workshops. Beth enjoys experimenting, sharing ideas, learning new techniques, and being immersed in a variety of fibre arts.

Flora Shum graduated from OCAD University with a Bachelor of Fine Arts. She has won several prizes for her work incorporating print, paper, sculpture, installation, and new media, including the prestigious Don Philips Scholarship from Open Studio, Toronto. Flora explores the themes of a cyborg society, the use of landmarks and landscapes to define and identify with, the structure of cultural values, and the relationship between factual and delusional memories. She also teaches and works out of Open Studio and OCAD University. In 2013, Flora co-founded Paperhouse Studio, an experimental studio rooted in paper arts, where she is currently the co-director. www.paperhousstudio.ca

Brian Smith was accepted into the Ontario College of Art with advanced standing and full scholarship. After graduating in 1969, he worked as a graphic designer, including founding his own brand development company, LOGOSBRANDS, in 1979. Over the next 27 years, he and his company won over 90 national and international design awards. Throughout this time, Brian has also been a practicing fine artist, specializing in classical drawing and painting from the figure. His works range through a variety of media and styles, and are represented in collections across Canada and the US. He has exhibited in numerous gallery exhibitions, juried and invitational shows, and recently won the top prize at the Etobicoke Annual Juried Show and the Colour and Form Society Annual Juried Exhibition. In 2006, the Drawing Society of Canada elected Brian as an Honorary Drawing Master acknowledging his lifelong dedication to drawing as a primary art form. Brian has taught life drawing and portraiture for over twenty years and has instructed at the Ontario College of Art and Design, the Koffler Centre for the Arts, Nielson Park Creative Centre, Visual Arts Mississauga, Haliburton School of Art + Design and StudioQ. www.drawn2life.com

Stewart Smith studied physics and music before settling down in 1974 to a career that began as a woodcarver. Since 1980, he has supplied custom sculptural services to bronze plaque makers and art foundries across Canada and the US. He has created a number of bronze works for the City of New York, and, in 2005, a life sized portrait of the show-jumping horse Big Ben and his rider, Ian Millar. Stewart returns this season with new ideas for teaching metal casting. www.stewartpatterns.com

Margot Snow is a Canadian artist with works exhibited in both private and corporate collections across North America, Australia and parts of Europe. Educated in fine arts at the Montreal Museum of Fine Arts and the University of Guelph, she has concentrated on watercolour painting since 1979 and has been teaching it since 1988. She brings life to common objects with her intense use of colour. Margot is featured in the 2013 *ARTISTS OF MUSKOKA* book. "Colour is the essence of my work – it is uppermost in my mind when I choose a subject and is what challenges and interests me most. Colour can change a viewer's mood, it can stimulate a feeling of peacefulness and well-being and it can awaken a soul." www.facebook.com/margotsnowfineart

Sherry Squires graduated with BMus and BMus Ed from Memorial University and has enjoyed a varied and fulfilling career. While in Newfoundland she taught private piano lessons, as well as elementary and secondary school, and was sought after as an accompanist and coach. In 1985, she moved to Toronto where she has worked as an accompanist, organist, teacher, vocal coach, music director for community theatre and conductor of a staff choir for the Bayer Company. In 1987, she started teaching at St. Christopher House, now known as West Neighbourhood House, where she now coordinates the music programs and conducts the choir, Toronto Song Lovers. She has also been the accompanist for the Jubilate Singers choir since 1986 and is founding member, arranger and music director for Daughters of the Rock, an a cappella trio of women whose mandate is to bring the folk music of Newfoundland to those outside the province.

Rob Stimpson is an internationally published photographer. He has photographed for Ontario Tourism and Ontario Parks for over ten years and his work has appeared on the covers of Ontario Parks guides, calendars, magazines and national ads for the province. Rob has garnered numerous awards, including a Northern Lights Award from the Canadian Tourism Commission and Best Travel Photography Award from the Ontario Tourism Summit. In October 2012 he was nominated and accepted into the College of Fellows in the Royal Canadian Geographical Society. He has contributed to numerous books and co-authored *An Artists and Photographers Guide to Wild Ontario*. His work has graced *Canadian Geographic*, *Explore Magazine*, and *Cathay Pacific*, Japan Air in-flight magazines and he blogs for *Canadian Geographic Magazine*. Rob's fine art images reside in England, Australia, Canada and the US. He has worked with One Ocean Expeditions as a photographer and guide since 2010. Along with his photo assignments, he teaches photography at lodges in Ontario, on-board ships in the Arctic and Antarctic and has been part of HSAD teaching faculty for over 10 years. www.robstimpson.com

Hannah Strand is a visual artist, arts educator, and Montessori teacher. She is a graduate of the Visual and Creative Arts, Fibre Arts and Expressive Arts programs at the Haliburton School of Art + Design. Hannah is passionate about providing the instruction and creative freedom for students of all ages to explore different art techniques, express their own unique voice, and develop an individual style. Her mission statement is "encouragement, empowerment, and equality".

Otis Tamasauskas, BFA, RCA, is internationally acclaimed as one of Canada's most innovative printmakers. He reaches beyond the conventional confines of the printmaking process with images built and ideas assembled like a construction or collage. The incorporation of strong, visual elements, whole or in pieces, anchor the eye in his active, energetic work. Three-dimensional assemblage or installation is often combined with painted or printed elements. An

accomplished virtuoso in the most challenging print techniques, his deft use of engraving, intaglio, lithography, photo, and woodcut distinguishes his work. Otis was Master Printer and Director of Etching at Open Studio in Toronto and has taught printmaking at McMaster University, Scarborough College, University of Toronto, and Queen's University. www.otisink.com

Sophia Tink is the owner of Sophia Tink Jewellery Art Studio and has been a professional artist and instructor since 1982. Her individualistic, imaginative, and identifiable art pieces are hand sketched, sculpted, finely detailed, and finished to the highest metalsmithing standards. She is formally trained with the Sogetsu Ikebana School in the Japanese Art of Floral Design and has achieved specialized certifications in the jewellery industry such as Mokume Gane Certificate Japan, Clay Sculpting CI, Russian Filigree, and Senior Art Clay Instructor. She has been recognized throughout the world for her art work and role as an educator. www.sophiaart.com

Gwen Tooth specializes in teaching bold, expressive, acrylic abstraction concepts and techniques as well as exploratory approaches to innovative, intuitive drawing. She has passionately pursued many art disciplines for over forty years. Gwen participates in juried shows and exhibits her paintings regularly in solo and group shows. Galleries include Beaux-Arts Brampton, Visual Arts Mississauga, Gallery 1313, and Propeller in Toronto. In addition to earning a Fine Arts Certificate from Humber College, Gwen completed a Bachelor of Fine Arts at the Ontario College of Art and Design University, where she studied drawing, painting, printmaking, book arts and textile arts. www.zhibit.org/gwentooth

David Trotter has been pushing the boundaries of leather design since he was in his teens. From leather body adornment to architecturally precise, three dimensional art pieces he has stretched the perception of leather as a creative medium. While studying art at Sheridan College in the early 1970's he worked as an apprentice in a creative leather craft studio. During this time he started receiving recognition through many design awards and later, commissions for large leather art pieces. He has exhibited widely in the US and Canada, showing his colourful and innovative leather sculpture and wearable art.

Al Van Mil studied fine art at the University of Guelph and OCAD. Graduating in 1972, he was deeply involved in the Canadian art scene during the seventies. In 1980, he founded a commercial art company, which grew to be named one of the top three architectural model companies in the world by *New York* magazine in 1986. Selling his subsequent architectural companies in 1989, he again began to pursue painting full-time. His colourful eclectic style continues to evolve as he explores the many possibilities of painting and drawing. Landscape, still life, figurative and abstract elements combine traditional and contemporary imagery. He has exhibited in the National Gallery and The Art Gallery of Ontario, as well as in many privately owned galleries. He has also painted on stage as a performance artist with members of the Canadian Opera Company and the National Ballet of Canada, among others. A variety of agents and prestigious galleries represent Al's work in Ontario, Quebec, New York, and Europe. www.alvanmil.com

Rosemary VanderBreggen is a graduate of Studio Process Advancement at Fleming College and was the first Reclaim Resident Artist at HSAD in 2015. She spent 5 years at Dundas Valley School of Art in Independent Mentored Study and also attended Sheridan College School of Design. Rosemary exhibits widely and is a published artist with work in international, corporate and private collections. She works primarily in the mediums of collage and paint, to which she has recently added sculpture and photography.

Alice Vander Vennen has worked as a professional artist since 1980. A child of immigrant parents who left war-torn Holland, she has used her art to capture stories of loss and hope, courage and strength. First trained as a sculptor at Calvin College, US, with further training at OCAD U, Alice now works in three dimensional assemblage, participating in numerous exhibitions throughout North America.

Maggie Vanderweit has been sewing since childhood and quilting for over 35 years. Her work is in private collections around the world, in public buildings in Ontario, and has been exhibited in galleries and museums worldwide. It includes original wall-hangings created with her own dyed and painted fabrics, silk fusion, felt, hand embroidery, beading, and densely machine quilted surfaces. Maggie presents lectures and classes for guilds, schools, art colleges, shops, the CQA, and the Creativ Festival. She sells her original textile art at major exhibitions and from her studio. Maggie is a professional member of Connections, CQA, SDA and a juried art member of SAQA. Her new book, *Stone Threads*, is a delightful retrospective of 40 years of making. www.stonethreads.ca

Victoria Wallace is a mixed-media visual artist and educator of acrylic, encaustic, and sculptural media. She operated a mural and specialty paint finish company in Toronto for over 25 years, which included work for television programs, commercials, film, restaurants, businesses and private collections across Canada and internationally. She has been trained as a Golden Artist Educator for Golden Paints, Tri-Art Acrylic Program instructor and Product Specialist, and R&F Handmade Paints Certified Encaustic Instructor. She has taught and had exhibits at The Art Gallery of Peterborough, Humber College Assembly Hall and has been an exhibitor during the Kawartha Autumn Studio Tour for the past 8 years. Victoria very much enjoys facilitating the personal creative evolution of each individual artist in her workshops. www.victoria-wallace.com

Susan Watson Ellis followed graduation from the University of Toronto with an apprenticeship to a German Goldsmith. In 1981 she opened Paradigm Designs, creating handcrafted jewellery which sold across Canada. Her work won recognition in 2000 as part of the Ontario Craft Council's "Looking Forward Exhibition" representing contemporary Canadian craft, and curated by the Victoria and Albert Museum in London England. She was also chosen to be part of their "Craft in the Making II" exhibition in 2003, and their juried exhibition "Craft '07". Her work is part of the permanent contemporary Canadian silver collection at the Macdonald Stewart Art Centre in Guelph, Ontario. Susan sells her work from her studio, the One of a Kind Shows in Toronto and at the Craft Ontario Shop in Toronto. Susan has taught jewellery courses and workshops since 1992 at the Haliburton School of Art + Design, St. Lawrence College, Academy of Artisans, OCAD, and through the Ontario Arts Council's Artist in Education program. www.paradigmjewellery.com

Robbin Wenzoski, a full time sculptor, has attended sculpting competitions and events in Germany, England, Australia, Canada and the US. In addition to the Haliburton School of Art + Design, his passion to teach is applied privately and at the Annual Canadian Carv-a-Palooza which includes 30+ carvers/sculptors from around the globe. Robbin pushes the limits of carving thin and is fully aware of the cutting edge technology involved with this artistic expertise. www.robbinsamazingart.com

Katherine Wheatley sings truth – bravely and in detail. Acoustic roots with catchy melodies, arresting vocals, great guitar playing, lyrics that get you and that you get – these are all things that have been written over and over again about her music. Katherine won the Duke Ellington Award for arranging, the Gordon Delamont Award for Composition, and the CMPA award for songwriting at Humber College. Her song "Hallelujah" won a Golden Quill award and was selected, along with "Some Sweet Country" for the new Rise Again songbook (30th anniversary publication of Rise Up). In addition to touring for the past 20 years across Canada, the US, and Europe as a solo singer/songwriter, Katherine is a member of the Toronto band "Betty and The Bobs", plays regularly in the hilarious and moving duo "Wendell and Wheat", and tours every winter with Jude Vadala and Tannis Slimmon in the trio "Boreal". She's been on Stuart McLean's *Vinyl Café*, *TVO's Studio Two*, *CBC's Vicki Gabareau Show* and *CTV's Canada AM*, and has written music for film and television documentaries. www.katherinewheatley.com

Liz Wilde worked as Educational Director at the McMichael Gallery, evolved into a computer art and animation consultant and teacher for Amiga in the early 90's, worked as a teacher of visual arts and media arts in the Regional Arts Program at Cawthra Park Secondary School, and taught for 18 summers at the Haliburton School of Art + Design. Viewing, creating, and teaching art is a central part of her life. At present she enjoys spending days in her studio, attending life drawing sessions with Central Connection art group, and reconnecting full time with personal artistic endeavours. She is excited to share her love for drawing with simple materials and a mindful approach.

Fay Wilkinson is a registered independent Expressive Arts Practitioner, storyteller, and artist, working out her Creative Cocoon studio. She has studied with master mask and puppet makers, renowned storytellers and voices coaches as well as at Sheridan School of Craft and Design. Fay is a member of IEATA and is a graduate and former coordinator of the Expressive Arts Ontario Graduate Certificate Program at Fleming College; a program she continues to teach in. Fay designs and delivers expressive arts experiences for both individuals and groups, and continues to research the link between mental wellness and creative processes. She has been awarded the Fellowship of Applied Education from Fleming College, and was nominated for the Innovation and Creativity Award from the Chamber of Commerce. Her current focus is establishing the Visible Voices Open Arts Studio as a community resource, a creative hub, a practicum location and research centre in Haliburton County. www.openartstudio.ca Facebook: Visible Voices Open Arts Studio.

Cassandra Wyszowski attended the New School of Art in Toronto and went on to receive complete training in the medium of Japanese Brush Painting (sumi-é) under Ruth Yamada. In 1972, she earned her Japanese seal on the basis of a test painting submitted to a panel of sumi-é judges in Japan. Cassandra pursued further training in Western watercolour and Chinese painting and has developed a unique style based on these traditions. She is a member of the Sumi-é Artists of Canada, has been teaching and painting professionally for over 30 years, and has exhibited in numerous galleries in solo and group exhibitions throughout the country. Cassandra has also delivered workshops to painters' and potters' guilds throughout Ontario. Her paintings are held in private and corporate collections in North America and abroad. Cassandra has been teaching at the Haliburton School of Art + Design every summer since 1976.

Sheila Ziman draws inspiration from the Haliburton landscape. She gathers a variety of natural materials from the forests and waters near her home to create baskets. Her enthusiasm for basketry includes sharing her extensive knowledge of these materials with her students. Sheila is noted for creating unique quillwork designs on birch bark and experimenting in new materials and styles of basket making. Her baskets and sculptural pieces have been exhibited in galleries throughout Ontario and she is a frequent demonstrator at special events.

Nora Zylstra Savage promotes individual self-worth and community appreciation of personal life stories through her business, Storylines. She accomplishes this through memoir and creative writing courses which she has been teaching since 1993. She has created and facilitates memoir and music intergenerational programs (Bridging the Gap) for high school and middle school students. Bridging the Gap went international and is now being delivered in Holland. In addition, Nora is co-owner of Mindful Solutions, a business creating products and programs around mindfulness and finding your point of balance. Nora brings enthusiasm, humour and sensitivity to all her programs. www.story-lines.ca www.mindfulsolutions.ca

Bursaries

We gratefully acknowledge our generous donors as well as the faculty, staff and friends of the Haliburton School of Art + Design for providing the works of art and organizational time for the annual Art Auction.

■ Haliburton School of Art + Design Art Auction Bursaries

The Fleming College Alumni Relations department is offering bursaries of \$450 for one-week courses and \$800 for full-time programs. These bursaries are created through funds raised at the annual HSAD Art Auction and are available to students taking any adult, weeklong, credit course within this calendar.

■ Haliburton School of Art + Design – One Week Courses

Several bursaries are awarded to students studying full-time in both arts and non-art programs at the Haliburton School of Art + Design. (\$450)

Term: Spring, Summer & Fall

Submission process: Contact Haliburton Campus for application. 1-866-353-6464 ext. 3 or 705-457-1680 or email askus@hsad.ca

Deadline: April 28, June 12, & September 12, 2017

■ Haliburton School of Art + Design – Full Time Programs

Several bursaries are awarded to students studying full-time in both arts and non-art programs at the Haliburton School of Art + Design. (\$800)

Terms: Fall, Winter & Spring

Submission process: Financial Aid Office online funding application

■ Stanley F. Dance Scholarship

Awarded to a student registered in a course that focuses on writing or music. (1x \$250)

Term: Summer

Submission Process: Contact Haliburton Campus for application. 1-866-353-6464 ext. 3 or 705-457-1680 or email askus@hsad.ca

Apply for the following bursaries using the Financial Aid Office online fund application. Please refer to flamingcollege.ca/financial-aid/scholarships-and-bursaries for additional information and application details.

■ CFUW Haliburton Chapter Student Bursary

Awarded to a female student in financial need enrolled in a full time program at the Haliburton Campus. Must also be a resident of Haliburton County. (variable amount)

Term: Fall

■ Denis Cliff Endowed Bursary

Awarded to a student in financial need who is enrolled in the Visual Arts Fundamentals and Drawing Program at the Haliburton Campus. (variable amount)

Term: Fall

■ Donald Crump Endowed Bursary

Awarded to a full-time student in financial need enrolled in the Photo Arts Certificate Program at the Haliburton School of Art + Design. (variable amount)

Term: Fall

■ Kathleen Finlay Memorial Bursary

Awarded to a full-time student in financial need enrolled in the Visual & Creative Arts Fundamentals (Drawing and Painting) program. (variable amount)

Term: Fall

■ Carole and Don Finn Endowed Bursary

Awarded to a full-time student in financial need in the Arts Certificate/Diploma Program at the Haliburton Campus. (variable amount)

Term: Fall

■ Clark Guettel Memorial Student Bursary

Awarded to a full time student in the Glassblowing Program at the Haliburton Campus. (variable amount)

Term: Winter

■ Haliburton Friends Student Bursaries – Sustainable Building

Awarded to a full time student in the Sustainable Building Program at the Haliburton Campus. (variable amount)

Term: Spring

■ Haliburton Campus Staff Bursary

Awarded to a full time in financial need that is registered in a program that is offered at the Haliburton Campus. (variable amount)

Terms: Fall, Winter & Spring

■ Janet Honsberger Endowed Bursary

Awarded to a full time student registered in the Visual and Creative Art Diploma and/or any of the Arts certificate programs offered by the Haliburton School of Art + Design. (variable amount)

Term: Fall

■ The Gallen-Ludgate Arts Bursary

Awarded to a full time student registered in the Visual and Creative Art Diploma and/or any of the Arts certificate programs offered by the Haliburton School of Art + Design. (variable amount)

Term: Fall

Questions?

1-866-353-6464 ext. 3
705-457-1680
askus@hsad.ca

Details for funding available for full-time programs are available at flamingcollege.ca/financial-aid/scholarships-and-bursaries

Submission guidelines are subject to change, please check the College website to confirm all submission information prior to the start of your program or course.

PLEASE WELCOME TO THE STAGE

Join us in the Great Hall from 5:30 to 6:30 pm.

Our entertainment is suitable for adults and children alike.



Thursday, July 6

Eve Goldberg and Brenna MacCrimmon

Known for her watercolour voice and solid guitar style, Eve Goldberg is a compelling writer and interpreter whose music spans folk, blues, country, swing, bluegrass, and gospel. Brenna MacCrimmon is a Canadian folk singer who has been performing, studying and teaching Balkan and Turkish music since late 1980s.

Thursday, July 13

Andy Rush and the Choral Singers

Experience the power of the collective voice! A group of individuals, most meeting for the first time just four days prior to becoming part of this choral group, will raise their voices together in song. The result will be extraordinary. Andy Rush's passion for performance and music motivates his musicians and energizes entire rooms. You'll witness and hear, but most of all you'll feel the remarkable phenomenon of the collective voice.



Thursday, July 20

Rita Chiarelli

"Chiarelli is a gifted songwriter and an entertaining performer, but it is her soaring 3 octave voice that sets her apart from her peers, inspires awe and often tears in her audiences, and causes critics to gush. " a voice so blue it could make the angels weep"... "a voice that can growl at her demons or soar with the angels, a gift for lyric, an ear for melody and the heart to combine them." With a JUNO (a Canadian Grammy) award and 4 subsequent JUNO nominations, she is known across Canada as the "Goddess of the Blues". As if creating beautiful music wasn't enough, Rita has entered the film world starring in the critically acclaimed Music From The Big House. She also developed the original concept for the film, one that takes Rita on a pilgrimage to the birthplace of the blues, Louisiana State Maximum Security Penitentiary a.k.a Angola Prison. She never imagined that her love of the blues would lead her to a historic jailhouse performance with inmates serving life sentences. Over the past decade Rita Chiarelli has won every major Canadian blues award, including multiple Maple Blues awards, CBC's Great Canadian Blues Award, Toronto Independent Music Awards, Hamilton Music Awards, Manitoba Blues Society and the Hamilton Blues Society's Lifetime Achievement Awards. Most recently Rita was awarded the prestigious Maple Blues 'Blues With A Feeling Award' for Lifetime Achievement.



Thursday, July 27

October Browne

October Browne has been playing guitar for more than 30 years and singing for 20. She has recorded four CD's on which she plays guitar, mandolin, cittern, bodhran and fiddle. She can also be heard on compilations with artists such as George Michael and Bruce Cockburn. She has become known for her intimate, heartfelt guitar instrumentals, emotive singing, and is one of a small handful of women who play fingerstyle guitar professionally. October has played around the world in various musical capacities that range from musical director and band member, to accompanist and soloist. www.octoberbrowne.com



Thursday, August 3

Katherine Wheatley

With offhand wit, vibrant lyrics and an infectious passion for performing, Katherine Wheatley has been captivating audiences everywhere she performs. According to the Toronto Star, she "turns pebbles of everyday life into dreamy mountains of song." It's an apt observation about this geologist-turned-songwriter. As she travels between shows on North America's highways, the landscape, as well as the characters she encounters on her travels, inspire her songs. She has an uncanny ability to take minor observations in life and find their soul. Warren Footz from SEE Magazine in Edmonton wrote "As a listener, it's hard not to sit back, close your eyes and watch the movie play. And man, can this serene redhead ever play guitar." katherinewheatley.com, womensmusicweekend.com, borealsongs.ca



Thursday, August 10

Annual Art Auction

See page 92 for details.

Community Arts Events

Check out some Haliburton-area arts events on page 92.

Art Talks

4:45 to 6:00pm • Wednesdays from July 5 to August 9

Art Talks are held in the Great Hall of Fleming Campus.
Friends, family and community members welcome.
Free!

Wednesday, July 5

In The Footsteps of the Group of Seven

Jim and Sue Waddington

Sue and Jim have been on a quest to locate the places that inspired the Group of Seven painters and Tom Thomson. They particularly like to search for sites that can only be reached by canoe and on foot. The talk will compare photographs of some of the 600 painting sites they have found with the corresponding artwork. They will discuss how they find the painting sites and what they have learned about the painters.



Wednesday, July 12

Art and Influence

Chaka Chikodzi

A Zimbabwean-Canadian sculptor, musician, and community arts organizer, Chaka embodies his belief that art has the power to influence community, both local and global. As part of his presentation he will screen a short documentary about his multi-cultural arts education initiative, "Out of the City". The screening will be followed by a presentation on his artistic practice as a Zimbabwean-Canadian stone sculptor and his thoughts on the work that art can do in the world.



Wednesday, July 19

An Artsy Life

Holly Dean

Holly Dean is living it. Living the artsy life. "I am thrilled to be living an artsy life. A designer, calligrapher, painter, bookbinder, book artist, photographer, teacher... all these I am, yet I am ever-changing. I believe that we are all artists. When we notice beauty in everyday things, give ourselves permission to create and get so much joy out of simple things, magic appears in our lives. I am a painter at heart. I want to do big work, pieces that resonate with the world. I want to connect on a profound level, bringing joy and beauty into people's lives. I want to make a difference in my autistic grandson's life through art. I trust all will come together as I journey on this delightful road. Here's to an artsy life."



Wednesday, July 26


This is Not Photography

The expanding (and sometimes surprising!) use of photos by contemporary artists

Kim Lee Kho

Using photographic material and playing with how to use it, is a deeply contemporary way to work with imagery and perception and the way we experience the world now. Starting with photography's development, what we tend to believe about it, what it made possible, we will move into the uses of photography by contemporary artists, including in visual artworks that are not "photography". While not well-understood, photography's role is rich, lively and an incredibly diverse part of contemporary art in sometimes surprising – even hidden – ways. As a multidisciplinary artist, presenter Kim-Lee Kho works in various photo-based mixed media forms herself including prints, video, sculpture and textile. Kim also teaches photo-based mixed media for HSA+D and elsewhere – exploring the various technical challenges as well as the vast creative possibilities.

www.kimleekho.ca



Wednesday, August 2

Watercolour: Paint and Painters, History and Colour

Martha Robinson

When did watercolour emerge as a medium? Albrecht Dürer's Young Hare (1502) springs to mind, but the flowering of watercolour in the late eighteenth and early nineteenth century left an almost uninterrupted history, beginning with the birth of British painters John Sell Cotman and J.M.W. Turner, watercolourists whose work is sometimes less well known than the brands of paint now named after them. This presentation will explore their legacy on through the late nineteenth century work of Winslow Homer – who worked on colour theory his whole career, and the bravura work of John Singer Sargent to the twentieth century British watercolourists Edward Seago – with the Canadian Forces in Italy in WWII, and a Royal tour of the Antarctic in 1956, Edward Wesson, and John Yardley to exciting contemporary painters.



Wednesday, August 9

50 Years of Art: Making a Living, Making a Life

Mary Intven Wallace

After a half century of making meaning through art, Mary recognizes the power of art to bring hope to our world. Capacity to craft beauty is a consistent theme in her artwork, as well as in the books she writes and illustrates. Creating in a wide variety of mediums, Mary believes that materials, tools and techniques are merely instruments enabling communication via heart and soul. Interwoven elements of expressive art and creative wellness have brought richness to many community-based art projects throughout Canada: professional groups for team building; Indigenous communities for healing; college and university classes for envisioning; high risk youth for building self-esteem; vulnerable adults for empowerment; schools and libraries to enhance cultural understanding.



BEYOND THE STUDIO

Opportunities to relax, explore and enjoy during summer school!

■ Faculty Exhibition

An exhibition of faculty work will be present in the Great Hall for the duration of summer school.

■ Art Talks

Wednesdays • 4:45 to 6:00 pm

The Haliburton School of Art + Design sponsors a weekly free presentation open to all students, staff and public. Join us in the Great Hall. See [page 91](#) for specific presentations.

■ Walk-About & Instructor Feature

Thursdays • 4:00 to 5:45 pm

Students, family, friends and community members are welcome to visit classrooms to see the work in progress and talk with the instructors. Instructor work will also be available to view on screen in the Great Hall.

■ Entertainment

Thursdays • 5:30 to 6:30 pm

Each Thursday evening you're invited to the Great Hall to relax and enjoy a free concert. The Art Auction will replace entertainment on August 10. See [page 90](#) for specific entertainers.

COMMUNITY ARTS EVENTS

Haliburton has a thriving and supportive arts scene with activities and events year round. Check out:

Haliburton Highlands Arts Council – www.haliburtonarts.on.ca

Haliburton Art & Craft Festival, see ad [page 96](#).

Tour de Forest Artisans Tour, see ad [page 96](#).

The Forest Festival, see ad [page 96](#).

HSAD Faculty Exhibition, see ad [page 96](#).

Haliburton County Studio Tour, see ad [page 96](#).

Highlands Summer Festival, see ad [page 96](#).

Highlands Opera Studio www.highlandsoperastudio.com

Sculpture Forest


The Haliburton Sculpture Forest, which wraps around the campus, is a unique outdoor collection of sculptures by Canadian and international artists. The Sculpture Forest experience, unstructured and unscripted, is ideal for families looking for an interesting outing, for those who enjoy outdoor trails, and for people looking for a unique artistic experience. Visit the Sculpture Forest anytime. www.haliburtonsculptureforest.ca

Massage

Massage appointments will be available on-site in the summer. A schedule and sign-up sheet will be posted.

The Haliburton School of Art + Design and Fleming College Advancement and Alumni Relations gratefully acknowledge the on-going support of the faculty, staff, students, and friends who generously support this event.

With the long history of this annual event and the generosity of our faculty, approximately \$450,000 in student bursaries has been raised. That's had a remarkable impact on art, craft and design education.



*2016 Art Auction donation
from Robert Bateman*

**Admission is free
and all are welcome!**

HALIBURTON SCHOOL OF ART + DESIGN FACULTY ART AUCTION

a fabulous annual event with a long history

There will be many unique works of art, all created and generously donated by artists who are members of the faculty at the Haliburton School of Art + Design. A number of Silent Auction items will also be available for your bidding pleasure.

Thursday, August 10, 2017

Haliburton Campus of Fleming College, Great Hall

Preview at 5:00pm • Auction at 7:00pm

All proceeds from the Art Auction are directed to bursaries for students attending arts programs at the Haliburton Campus.

FAQ 2017

What are the admission requirements?

Students must be 19 years of age or older or a secondary school graduate to register for credit courses. Saturday workshops, Kids', Youth and Teen courses are not subject to this requirement.

What are the ages for courses?

Kids (two groups): 4 (by no later than Jan. 1, 2017) to 6 years, 7 to 9 years

Youth: 10 to 12 years

Teen: 13 to 18 years

Please adhere to the ages indicated in the kids, youth and teen programs. The school maintains the right to request proof of age and, if necessary, will remove a child from a course. No refund will be granted in these instances.

Which bus service goes to Haliburton?

Can-ar Coach Service has daily service from Toronto.

1-800-387-7097 www.can-arcoach.com

Is there a taxi service in Haliburton?

Hyland Taxi, 24-hour service, 705-457-1777

Where do people stay when they take a course?

The Haliburton School of Art + Design maintains an accommodation list at www.hsad.ca under the Haliburton Accommodations tab. Options range from private to commercial, from room & board to hotels; the distance to the school is indicated with each. Additional accommodation information is available through the local tourism office at www.experiencehaliburton.com.

Can I get art supplies there?

Art supplies will be available for purchase on-site Mondays and Wednesdays from July 3 to August 9, 2017. There are also some art supplies available at local retail outlets.

Can we get something to eat at the school?

Fleming Campus: There is a small servery located at our Haliburton campus. Coffee, muffins, juices, soups, salads, and daily lunch specials are available. The hours are as follows:

Monday to Friday 8:30 am to 1:30 pm

There are also vending machines with drinks and snacks, as well as a microwave and fridge available for your use. Picnic tables will be situated around the property. There are a number of restaurant options in the village.

Please note that there will not be food service for Saturday workshops.

J. Douglas Hodgson Elementary School: Food service will be provided by SIRCH Community Services. Chef Diane McKnight, of Simply Homemade, will be baking up morning snacks as well as creating a variety of healthy and delicious soups, salads, main courses and treats at lunch. She uses fresh local ingredients and will have some gluten-free options. Simply Homemade is a social enterprise of SIRCH Community Services, a non-profit organization that provides food service training to youth, and also provides thousands of meals to those in need in the county. Every lunch sold at JDH helps them feed a child or senior. Simply Homemade lunches are affordable, nutritious and yummy ... and you'll be helping someone else!

Can I bring my pet?

We're sorry but pets are not permitted in any of the school locations.

How do I know if the skill level is right for me?

We do our best to indicate the skill level that instruction will be offered at. If there is no indication, assume that it's suitable for beginners. Please give careful consideration to the appropriateness of your course as it relates to your skill level as this will ensure a positive learning experience for all involved. We would be happy to assist you with any questions.

Is smoking allowed?

Smoking is only permitted in designated areas. Please ask for details when you're on site.

Can you help me with special needs?

Fleming College strives to accommodate individuals with special needs. Equal access is important to us. Students requiring special support while at the school should inform us upon registration. Self-identification is your responsibility. Please contact the school in a timely manner to enable us to make necessary arrangements. call (705) 457-1680 or TTY (705) 749-5521.

Is there a discounted fee for seniors?

We don't offer a senior rate for any of our courses, workshops or supplies.

How can I find out more about the local area?

Information about the Haliburton Highlands is available at www.experiencehaliburton.com and www.haliburtoncounty.ca

OPENING DATES FOR REGISTRATION

March 1	Spring and summer courses
March 27	Expressive Arts – part-time, spring program
June 1	OHS Level IV
July 4	Fall courses



Check our website at www.hsad.ca for the latest information.

Calendar Accuracy

The material in this calendar has been prepared in advance of the academic session to which it pertains. The information presented herein was the most current and accurate information at the time of printing. Fleming College reserves the right to make changes without further notice. For the most current information, please visit www.hsad.ca

Registration Options



ONLINE

Visit www.hsad.ca – scroll down and click Summer/Fall Art Programs.

Select your course and click through the easy-to-follow instructions.

Please note: This option is unavailable for a small number of offerings.



PHONE

Register with your Visa or Mastercard.
1-866-353-6464 ext. 3
705-457-1680



IN PERSON

Drop by our office at 297 College Drive, just minutes from downtown Haliburton.



MAIL

Send your registration details and full payment – cheque or money order only, payable to Fleming College.

HSAD, Fleming College
P.O. Box 839
Haliburton, ON
K0M 1S0

All fees are payable in Canadian funds. Unless otherwise indicated material fees are payable to the instructor on the first day of class. See the next page for important information about material lists.

**REGISTER
ASAP!**

Waiting until the last minute limits your choice of courses and may cause disappointment.

OPENING DATES FOR REGISTRATION

March 1	Spring and summer courses
March 27	Expressive Arts – part-time, spring program
June 1	OHS Level IV
July 4	Fall courses

Sustainable Building and Construction

Fleming is the first College in Canada to offer a Sustainable Building Design and Construction program. The 20-week program, based out of the Haliburton Campus, is an intensive, hands-on experience where up to 26 students from across Canada will construct a new sustainable building, showcasing green building technologies and new energy-saving techniques.

Students interact with project consultants, inspectors, and tradespeople and are involved in all aspects of constructing a sustainable building. Students will learn how to balance “natural” and modern green building material and techniques to achieve the building’s sustainable goals in an appropriate and responsible manner.

In April, 2016, Fleming College’s Sustainable Building Design and Construction program will partner with Abbey Gardens Community Trust to build a new 1,200 square-foot off – grid Alternative Energy Presentation Centre. We are very excited to be working with Abbey Gardens again as their organization’s vision and mission align directly with the goals of the Sustainable Building Program. The building will be the new home of Haliburton Solar and Wind.



Contact: Ted Brandon
705-457-1680
ted.brandon@flemingcollege.ca
www.flemingcollege.ca

Important Information

Accommodation Information – See [page 93](#).

Administrative Fee – All part-time HSAD course cancellations are subject to a \$25 administrative fee. If you cancel in writing any time up to 14 days prior to course start, you will receive a full refund less a \$25 administrative fee. See below for full refund policy.

Age Groups – Kids: 4 (by Jan. 1, 2017) to 6 years and 7 to 9 years

Youth: 10 to 12 years

Teen: 13 to 18 years

Cancellation of Courses – Please see details as outlined in the Refund Policy section below.

Fees – Tuition fees for most part-time credit courses are \$6.62 per hour. The part-time service fee is \$0.75 per course hour to a maximum of \$45 per course. Service fee details below. Material costs are extra and subject to tax.

Freedom of Information – Information given will be used for administration purposes such as registration, student records, class lists and mailing lists.

Harmonized Sales Tax (HST) – Where applicable, HST is included in the course fee listed.

International Fees – Registrants who are not Canadian Citizens or Landed Immigrants will be required to pay course fees based on an international rate. The international rate for a part-time course is calculated at \$17.96 per hour plus a \$0.75 per course hour (up to a maximum of \$45) service fee. A week long credit course will cost \$888.73. Material costs are extra and subject to tax.

Part-Time Service Fee – A part-time service fee of \$0.75 per course hour (up to a maximum of \$45) applies to all adult week-long courses and adult weekend workshops. The fee is included in the advertised fee and will cover services offered to students at the Haliburton School of Art + Design.

VCAD Credits: Within this calendar, foundation courses are indicated by a single asterisk (*), non-credit courses are indicated by a double asterisk (**), elective courses have no asterisk.

See [pages 72–73](#) for more information regarding the Visual and Creative Arts Diploma.

Receipt – Your receipt will be mailed to you.

Skill Levels – Courses are designed for the beginner to the advanced student, unless otherwise indicated. Limited class size allows for individual instruction at each level, providing maximum benefit to all students. Please be sure to check the experience recommendations indicated before you register for a course.

Transcripts/Final Grades – Printed transcripts are not automatically provided unless you have completed a Certificate or Diploma, or have requested one. To access your grade, please visit <https://mycampus.flemingc.on.ca> and follow the instructions. You will need your student number, which is shown on your receipt.

*Should you require further information,
please call our office for assistance:*

705-457-1680

Toll-free 1-866-353-6464 ext. 3

askus@hsad.ca

Material Lists

A list of materials needed for your course is accessible on-line (usually by May 1). Simply visit www.hsad.ca and search for your course name. There will be a link on that page.

Important details to check:

- Course name
- Course code and section number
- Instructor
- Date

These checks will ensure you are accessing the correct material list for your course.

This list will also indicate any material fees that will be payable to the instructor. Please check the status of your course if you are concerned about the investment in materials. Your material list can be mailed to you upon request.

REFUND POLICY

If We Cancel: When the college finds it necessary to cancel a course, a full refund of fees will be granted. Decisions on course cancellations are made two weeks prior to course start in order to provide fair notice to students and instructors. Notifications are made by telephone – be sure to give us an alternate number to call if possible. Should you wish to transfer to another course, every effort will be made to accommodate you, providing there is space. You will be contacted only in the event of cancellation. We cannot be responsible for travel or accommodation expenses.

Courses are non-transferable.

Transcripts are issued for credit courses, making it imperative that the student registered is the student that attends.

If You Cancel: All notifications of cancellation must be received in writing.

If you cancel any time up to 14 days prior to course start, you will receive a full refund less a \$25 administrative fee. If you cancel later than 14 days prior to course start, there is no refund of fees. This policy applies in all circumstances due to our commitment to students and instructors two weeks prior to course start. Should you be able to attend a different course within the fiscal year, we would be happy to attempt to accommodate you.

Our fax number is (705) 457-2255 and is available 24 hours/day 7 days/week. Notification is also welcomed electronically at askus@hsad.ca

*No refunds, partial or whole, will be granted if we receive insufficient written notification.
It may take 2 to 4 weeks for refunds to be processed.*

Haliburton Forest & Wild Life Reserve
proudly presents

August 16-20, 2017

New Exciting Performances!

Experience Unique
Summer Performances
at our Waterfront Amphitheatre
& Historic Logging Museum

Tickets & Information 705.754.2198 www.theforestfestival.com

HIGHLANDS OPERA STUDIO

VALERIE KUINKA
General Director
RICHARD MARGISON
Artistic Director

AUGUST 3 – 31 | 2017

HEAR THE BEST YOUNG SINGERS
FROM ACROSS CANADA IN
MASTERCLASSES, CONCERTS,
AND FULLY-STAGED OPERA.

FEEL THE PASSION! GET INVOLVED!

BOX OFFICE 705-457-9933
HighlandsOperaStudio.com

2017
HALIBURTON COUNTY

Celebrating 30 Years!
studio tour

*Join us for 2 weekends of fine art & craft,
set amongst the beautiful fall colours
of the Haliburton Highlands.*

SEPT. 30TH & OCT. 1ST • 10AM - 5PM
THANKSGIVING WEEKEND
OCT. 7TH & 8TH • 10AM - 5PM

705.457.9110
www.haliburtonstudiotour.on.ca

AGNES JAMIESON GALLERY
176 Bobcaygeon Road | Minden
Permanent Collection of Andre Lapine ARCA (1886-1952)

The Tent Project by John Notten
July 4 to August 19

The Inherent Legacy by Kimberly Tucker
June 6 to July 1

Wine reception
artist and curator
talks for each
exhibition held on
Fridays.
Please join us!

Engagement by Peter Adams
March 1 to April 29

Example of Upcoming Programming

FOR MORE PROGRAMMING INFORMATION VISIT
www.mindenhills.ca/art-gallery/gallery-programming

THE ETHEL CURRY GALLERY

Featuring the works of Canadian Artists
inspired by the Haliburton Highlands

www.theethelcurrygallery.com
94 Maple Avenue, Haliburton, Ontario, Canada
info@ethelcurry.com 705.457.9687

11th Annual
TOUR DE FOREST
ARTISANS TOUR

**26 Artists
14 Studios**
August 5-6, 2017
10 am – 5 pm

Explore the scenic route and discover our original treasures
www.haliburtontourdeforest.com toudeforest1@gmail.com

Highlands summer festival 2017
Live Theatre

Fill Your Summer with **LIVE THEATRE**

Performances July 3rd to Aug. 11th

Tickets or more information 705.457.9933
Toll Free 855.457.9933
Order tickets online HighlandsSummerFestival.on.ca

WHAT'S ON Sage SUMMER
July 3-7, 9 (2:30 matinee), 10-13

Proof
July 17-21, 26-28

jake's gift
July 23 (2:30 matinee), 24-25

THREE MEN in a Boat
July 31, Aug 1-4, 9-11

Aug 6 (2:30 matinee), 7-8

GALLERY AND BOUTIQUE OPEN LATE TUESDAYS

2017 EXHIBITION SCHEDULE

APRIL/MAY SACRED WOODS

JUNE 21, 22, 23 HALIBURTON ART AND CRAFT FESTIVAL

JUNE 24 - AUG 13 LITTLE BOSHUNG

AUGUST 19 - SEPT 2 HALIBANA DRUMFEST

SEPT 16 - OCT 29 FIREWORKS 2017

WWW.RAILSSENDGALLERY.COM EVENT CALENDAR

23 York Street, Haliburton Village Tues 10-7 Wed-Sat 10-6 Sun 12-4
Bringing art to life in Haliburton! Cdn Charity # 118950641

explore haliburtonsculptureforest.ca

free admission.

open dawn to dusk.

30+ sculptures in Glebe Park Haliburton.



Molly Moldovan
Stigmata II (Mask); 2008-2014
acrylic/canvas
HSAD Graduate

NEW – Independent Studio Practice Post-Graduate Program **May to August 2017**

This newly redesigned, advanced independent studio program is for artists like you to further develop your art practice. Work from your own studio, or on campus.

Program Highlights:

- You will be fully supported and mentored by a variety of professional artists, whether you choose to work out of your studio, or in a shared dedicated space at the Haliburton School of Art + Design
- Curriculum includes scheduled classes that take place on campus and online, and features field trips plus studio visits from guest artists
- Choose four week-long courses from over 100 offered as part of our summer art program to enhance your skills, or to explore a completely new medium
- Create bodies of work for exhibition and a portfolio

Find out how you can take your studio practice to the next level. Apply now for Summer 2017.


Contact Sandra Dupret:

1-866-353-6464 ext. 6708

sandra.dupret@flamingcollege.ca



**Haliburton School
of Art + Design**
Fleming College



705.457.1680

Toll Free 1.866.353.6464 ext. 3

askus@hsad.ca

**297 College Drive
Box 839, Haliburton, Ontario
K0M 1S0**

hsad.ca



twitter.com/flemingHSAD



facebook.com/flemingHSAD



instagram.com/flemingHSAD