



FLEMING


Haliburton School
of Art + Design

2026 Course Calendar

DETAIL 6
SHELF AS

3 1/2"
10 3/4"

SPRING



WINTER

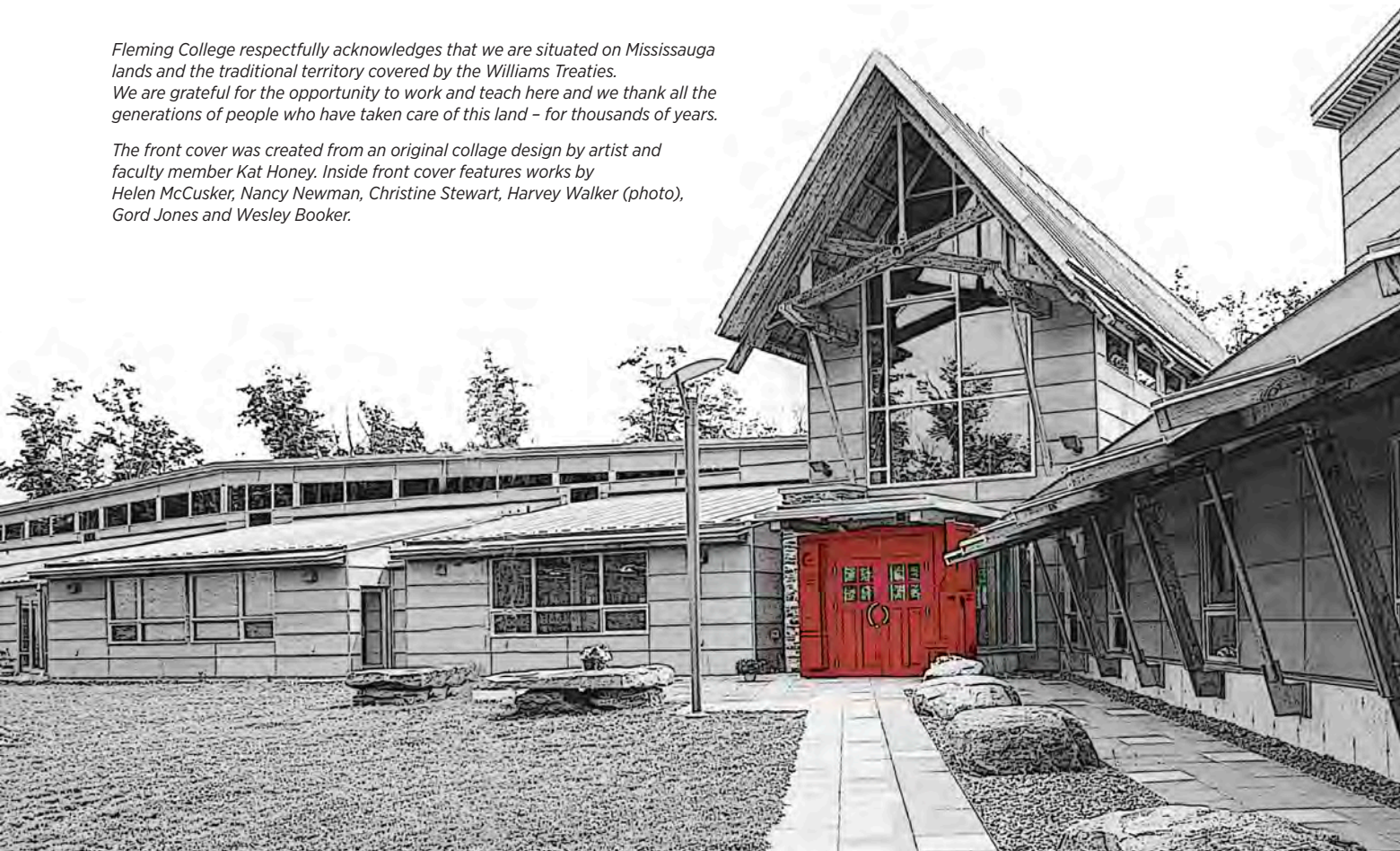
We offer courses in every season!
Explore what's available at HSAD.ca

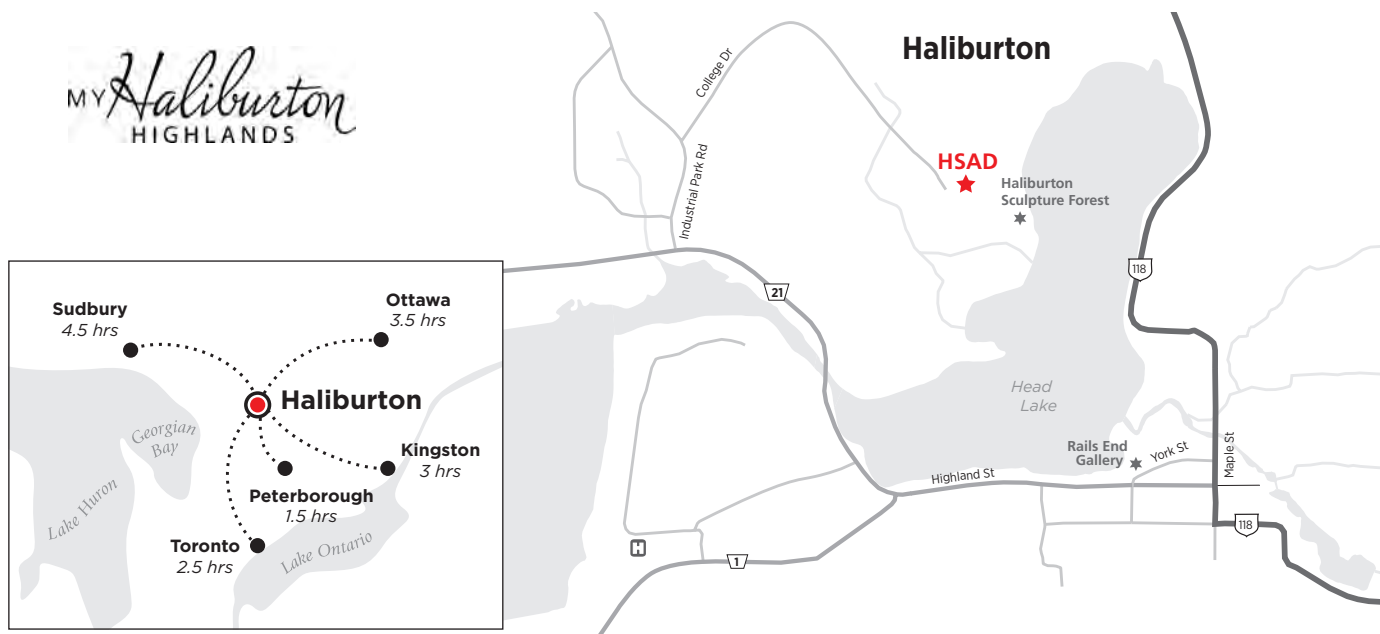
HSAD 2026

General Information	2
The Red Door Store.....	4
Centre for Making	4
Indigenous Spaces.....	4
Full-time Programs	5
Courses and Programs	
Course Listings by Date	6
Spring Course Descriptions	10
March Break Course Descriptions	11
Open Studio Opportunities.....	18
Summer Course Descriptions.....	33
Fall Course Descriptions	56
Instructor Biographies	61
Beyond the Studio.....	71
Walks, Talks & Demos	72
Live Entertainment	74
Registration Options.....	76
Material Lists and Fees.....	76
Refund Policy	76
Important Registration Information	77
FAQ 2026.....	78
HSAD Badges.....	78
50/50 Draw and Weekly Silent Auctions.....	79
Bursaries & Awards	79

Fleming College respectfully acknowledges that we are situated on Mississauga lands and the traditional territory covered by the Williams Treaties. We are grateful for the opportunity to work and teach here and we thank all the generations of people who have taken care of this land – for thousands of years.

The front cover was created from an original collage design by artist and faculty member Kat Honey. Inside front cover features works by Helen McCusker, Nancy Newman, Christine Stewart, Harvey Walker (photo), Gord Jones and Wesley Booker.





Art + Design Education Leaders

We believe in makers, artists, designers and dreamers.

Our studio artist-instructors make the quality and unique diversity of HSAD's part-time program possible. Returning, long-time teachers are joined by new instructors, enabling us to transform the program each year and establish a highly charged creative atmosphere.

LOCATIONS

Courses are located at Fleming's Haliburton Campus in the village of Haliburton unless stated otherwise. Haliburton is located just 2½ hours north of Toronto and 3½ hours west of Ottawa. Weekly locations and room numbers of all courses are posted at the entrances of the Fleming Campus. Outdoor signage and friendly staff members will greet you and help direct you.

In order to accommodate changing registration levels and specific needs, room locations are finalized the Friday prior to the start of the course and are subject to change.

DATES

Our continuing education catalogue now includes a robust offering for all seasons. Most of our courses are still scheduled during the summer months, with June adding an additional four weeks to our spring and summer selection. There will be more opportunities to drop by and experience our art talks, performances, and walk-about/faculty features. March Break courses for kids, youth and teens, as well as adults, will be a special feature this spring. We will also be providing special holiday-themed course offerings in November and December.

TIMES

Weeklong courses: 9:00 am to 4:30 pm, Monday to Friday unless otherwise indicated – some are six days
 Saturday workshops: 9:00 am to 5:00 pm
 Wednesday evening courses: 6:00 – 9:00 pm
 Kids/Youth Saturday courses:
 9:00 am to 12:00 pm and 1:00 to 4:00 pm

MATERIAL LISTS

Courses may require tools, equipment and/or materials that are not provided by the instructor or included in the cost of the course. Before the start date, please ensure that you have everything you need to participate in the course. See page 76 for more information.

OPEN SATURDAY, APRIL 11 • 10 TO 1 HOUSE

OPENING DATES FOR REGISTRATION

Register early to secure your spot!

March and April start dates... Open now

Spring and Summer (May to August)... March 2

OHS Spinning Levels II and V... June 1

Fall (September – December)... July 2

Winter (January – February 2027)... Dec 1



Erin Lynch (she/her)

Operations and
Continuing Education
Manager

Ignite your creativity and fuel your passion

People come to Haliburton School of Art + Design for many different reasons. Some arrive eager to explore a new hobby, while others are looking to deepen and refine skills they have been building for years. Along the way, participants are encouraged to feed a passion for making and creating, discovering new approaches, materials, and ways of thinking through art.

Developing the 2026 course calendar creates a valuable opportunity to connect with artists and to shape meaningful learning experiences.

Whether this is your first year attending or you are a seasoned HSAD veteran, there is truly something for everyone. Programs are designed for a wide range of ages, abilities, and experience levels, as well as varying degrees of time and commitment. From short introductory workshops to immersive, in-depth courses, HSAD offers pathways that meet students where they are in their creative journey.

In an ever-changing world, the ability to think creatively is more important than ever. Haliburton School of Art + Design provides a supportive, inspiring environment where creative thinking can flourish and artistic passions can be nurtured, strengthened, and sustained.

Creatively yours,

FEATURED ARTIST

HSAD course calendar cover art by Kat Honey



Kat Honey (she/her)

Long-time HSAD instructor and artist Kat Honey created this year's course calendar cover using décollage, inspired by the iconic red doors of the Haliburton School of Art + Design.

Drawing on her long-standing connection to HSAD, Honey photographed the doors and surrounding architecture, then layered and cut paper to reveal dynamic circles and radiating lines that reflect both the convergence of artists at HSAD and the energy they carry back into the world.

The piece serves as an invitation to step inside, explore creativity, and discover what's possible at HSAD.

*Scan to watch
the making of the
course calendar cover*





YOUR CREATIVE HUB AT HSAD

Open Monday to Friday, plus Saturdays in the summer

Step into The Red Door Store and immerse yourself in a world of creativity!

Our campus store is a vibrant space offering everything an artist or art enthusiast might need. From the latest HSAD-branded apparel and premium art supplies to one-of-a-kind pieces crafted by our talented alumni and students, The Red Door Store has it all.

Explore our selection of exclusive DIY kits, designed, and assembled right here at HSAD, so you can start your next project with ease and inspiration.

Drop by to discover new ideas or just say hello to our friendly team. The Red Door Store is more than just a shop — it's a place to connect, create, and celebrate the art of making.

INDIGENOUS SPACES

Biindigen means *welcome* or *come in*. This space is a place for Indigenous students, Elders, Knowledge Keepers, guests and members of the HSAD community to gather, meet with the Indigenous Student Services team, and engage in events, cultural practices and learning. The mural was designed and painted by Indigenous artist Jared Tait and is named *Welcoming Song*.

Indigenous spaces are culturally safe places that are instrumental in student success. It is a place for culturally relevant supports, access to medicines, and is smudge friendly. The events and programming delivered here will be open to students and community. This is the first dedicated Indigenous space at HSAD and is located in the timber frame outbuilding closest to the storage building.

This space further acknowledges Fleming College's commitment to the Indigenous Education Protocol, United Nations Declaration on the Rights of Indigenous People, and the Truth and Reconciliation Commission of Canada: Calls to Action.

CENTRE FOR MAKING

The Centre For Making at Fleming's Haliburton School of Art + Design is a maker-space; a gathering place where anyone can learn, explore and create using technology as a tool in making.

Investigate incorporating different applications into your work using 3D printers, CNC machine, laser engraver, vinyl cutter, digital embroidery machine, printing presses, Risograph and other large-format printers.

Utilize both physically created and digital imagery to broaden the scope of what is possible and create one-of-a-kind gifts, unique artworks, tools for making, and so much more!

Think it! Try it! Make it!

For more information or to schedule a visit:

1.866.353.6464

centre4making@flemingcollege.ca



NEED A TECH-SAVVY TRAINING SPACE?

HSAD now offers access to its state-of-the-art computer lab!


At the Haliburton School of Art+ Design, we provide innovative facilities and expert resources to empower your creative projects.

Our computer lab features industry-standard software like Adobe Creative Cloud, Autodesk Fusion 360, and more, paired with high performance iMac Pros and PCs.

Whether you need self-service access or instructor guidance, we offer flexible booking options to fit your schedule.

For those seeking to push boundaries, our Centre for Making provides access to cutting-edge equipment like 3D printers, laser cutters, and embroidery machines, supported by skilled technicians.

CONTACT US TO BOOK YOUR TRAINING SPACE! 705-457-1680 1-866-353-6464 ext. 4 askus@hsad.ca





FULL-TIME PROGRAMS IN HALIBURTON

If you've fallen in love with our campus and are ready to deepen your creative studies, explore one of our full-time programs.

VISUAL CREATIVE ARTS DIPLOMA

September – This program emphasizes visual inquiry through observation, analysis, making, and critique. Studio-based and experiential learning deepen your understanding of contemporary art practices while supporting portfolio development. Foundation studies progress into accelerated certificate options, allowing completion of your Ontario College Diploma in as little as three semesters.

CERTIFICATES

Equivalent to two semesters of full-time study, our 15-week certificate programs provide 600+ hours of hands-on studio experience. Work closely with diverse faculty, receive guidance from experienced technicians, and enjoy extended studio access. Limited enrolment ensures personalized instruction and ample opportunity to develop skills and explore your creative practice.

• Ceramics

September and January – Professional ceramic artists and designers guide you in expressing ideas through clay while building strong technical and critical skills. You'll gain hands-on experience in wheel throwing, handbuilding, glaze science, and firing, supported by studies in design, ceramic history, studio practice, marketing, and portfolio development in a fully equipped studio environment.

• Drawing and Painting

September – Develop your skills and creativity in two-dimensional art through hands-on exercises in drawing and painting. Explore diverse approaches—abstract, realism, figurative, and contemporary—while mastering fundamentals like composition and colour mixing. Work in a bright, fully equipped studio with life models, easels, and a variety of media.

• Fibre Arts

September – Explore the creative potential of textiles with guidance from Canada's leading fibre artists. Learn fabric science, dyeing, surface design, needlework, and embellishment while completing increasingly challenging projects. Courses in design, colour, drawing, and textile history complement hands-on work in a fully equipped studio, dye lab, darkroom, looms, and spinning wheel.

• Glassblowing

January – You will shape molten glass into finished works through hands-on studio practice supported by courses in design, colour, drawing, and art history. Training includes hot and cold working, colour application, mould-making, and production. Students work in a state-of-the-art hot shop and fully equipped cold shop with professional tools and furnaces.

• Jewellery Essentials

January – Work alongside Canada's finest jewellery artists to develop your skills in fabrication, forming, stone setting, surface decoration, and model-making. Explore traditional and modern techniques across a variety of materials while gaining industry knowledge. Studio access includes fully equipped workbenches, soldering stations, and tools for silversmithing, casting, raising, and chain making.

OFFERED IN PETERBOROUGH

Diploma Programs

- Graphic Design – Visual Communication

Post-Graduate Programs

- Museum Management and Curatorship
- Cultural Heritage Conservation and Management

COURSE LISTINGS 2026

by date



FLEMING

Haliburton School
of Art + Design

1.866.353.6464 ext. 4
705.457.1680

297 College Drive,
P. O. Box 839
Haliburton, ON K0M 1S0

hsad.ca

askus@hsad.ca



facebook.com/flemingHSAD



instagram.com/flemingHSAD

All courses are held at our Haliburton Campus unless otherwise noted.

This schedule is subject to change prior to March 2, 2026.

Registration is open now for these courses:

MARCH

March 11 – April 15 ⇒ page 10

Music – Find Your Voice Lizzy Clarke

March 23 – 27 ⇒ page 10

Ceramics – Pottery Throwing Camp – Int/Adv René Petitjean

March 25 – April 29 ⇒ page 10

NEW! Painting – Brushworks: A Weekly Painting Series Zoey Zoric

March 28 ⇒ page 10

Ceramics – Soft Slab Cup Workshop Lisa Barry

MARCH BREAK OPTIONS FOR ALL AGES

March 16 – 20 ⇒ page 11

Kids' Art Camp – Wild About Clay Isabel Neveu-Geene

Painting the Winter Landscape Martha Johnson

NEW! Youth/Teen Young Comedians Gavin North

March 17 ⇒ page 11

NEW! Youth/Teen Photoshop Warhol Portrait Zachary Williams

March 18 ⇒ page 11

NEW! Youth/Teen Intaglio Printing Zachary Williams

March 19 ⇒ page 11

NEW! Youth/Teen – VR Sculpting Zachary Williams

APRIL

April 6 – 11 ⇒ page 12

Ceramics – Glaze Chemistry: Crafting Surface & Colour

..... Stephanie Park

April 11 – May 23 ⇒ page 12

NEW! Kids'/Youth Saturday Art Camp – Wild About Clay: Animals!

..... Melodie Acero

April 13 – 18 ⇒ page 12

NEW! Ceramics – Lunch Place Setting Lisa Barry

April 20 – 24 ⇒ page 13

Glassblowing – Open Studio Studio Technologist

Jewellery – Open Studio Studio Technologist

April 27 – May 1 ⇒ page 13

Glassblowing – Glassware & Filigrane Mathieu Grodet

Spinning for Beginners Julia Lee, Joan McKenzie

OPENING DATES FOR REGISTRATION

Register early to secure your spot!

March and April start dates... Open now

Spring and Summer (May to August)... March 2

OHS Spinning Levels II and V... June 1

Fall (September – December)... July 2

Winter (January – February 2027)... Dec 1

Registration opens March 2 for these courses:

MAY

May 4 – 8 ⇒ page 14

Ceramics – Ode to the Cup Lisa Barry
Fibre Arts – Quilting Mixed Media Abstraction..... Albert Cote
Metal Embossing: The Principle of Repoussé
..... Fernando Diaz de Leon Rendon
Zentangle – Paint, Paper & More Yvonne Westover

May 9 ⇒ page 15

NEW! Crochet Basket with Mixed Media Workshop Paola Marziali
NEW! Expressive Arts – Creating Joy: Express! Workshop..... Jessica Lin
NEW! Metal – Symbolic Marks on Repoussé Workshop
..... Fernando Diaz de Leon Rendon
NEW! Printmaking – Multi-Layer Linocut Andrea McCallum
Sculpture – Wire Workshop Charles O'Neil
NEW! Tangled Domino Book Workshop Yvonne Westover

May 11 – 15 ⇒ page 16

Glassblowing Open Studio Studio Technologist
NEW! Printmaking – Combining Linocut & Drypoint
Printmaking Techniques..... Andrea McCallum
NEW! Quilting – Oodles of Doodles Marg Notar
Watercolour – Photo Reference Painting..... Gord Jones

May 25 – 29 ⇒ page 17

NEW! Arts Commerce – Websites & Income Streams for Artistic Souls
..... Andrea Lee
Ceramics – Pottery Throwing Camp – Int/Adv René Petitjean
NEW! Glassblowing – Stemware Int/Adv..... Mathieu Grodet
Mixed Media – Encaustic & Cyanotype Prints Susan Fisher
NEW! Painting – Intro to Non-Toxic Oil Painting Zoey Zoric
NEW! Rug Hooking & Punch Needle..... Yvonne Iten-Scott

May 30 ⇒ page 18

Fibre Arts – Penny Rug Pillow Workshop Yvonne Iten-Scott
NEW! Intro to Life Drawing Workshop..... Zoey Zoric
Jewellery – Ring Making Workshop Michelle Hishmeh
NEW! T-Shirt Screen Printing Workshop..... Meggan Winsley

JUNE

June 1 – 5 ⇒ page 19

Ceramics – Garden Art in Clay Jordan Clements
Expressive Arts – The Serenity Experience:
Creating Mental Health..... Jessica Lin
Glassblowing I & II Sébastien Duchange
NEW! Painting – Capturing Light & Life: An Impressionist Journey
..... Victoria Wallace
NEW! Printmaking – Intro to Photo-based Screen Printing
..... Meggan Winsley
Writer's Oasis Carol Teal

June 6 ⇒ page 20

NEW! Ceramics – Handbuilt Bud Vase Workshop Stephanie Park
Glassblowing – Mug & Tumbler Workshop Sébastien Duchange

June 8 – 12 ⇒ page 21

NEW! Arts Commerce: Photography – Marketing for Makers... Jessica Lin
Ceramics – Mindful Repetition Tara Love
NEW! Fibre Arts – Spinning: Beyond Wool..... Julia Lee
NEW! Glassblowing – Lighting & Glass Silvia Taylor, Kate Tessier
NEW! Hand Carved Stone Jewellery..... Elise Muller
Painting Open Studio – All Skill Levels..... Jennie Seward
Pastel Painting – Intro..... Margaret Ferraro
NEW! Stained Glass – Beginners Jessica Wisniewski

June 13 ⇒ page 23

NEW! Basket Weaving – Large Towel Basket Workshop... Michelle Zikovitz
Ink Making for Drawing and Painting Liz Menard
NEW! Leather Book Cover Workshop Noelia Marziali
NEW! Mindful Ink: A Creative Writing Journey Workshop ... Jennifer Sharp
NEW! Photography – Learn How to Use the Camera
on Your Cell Phone Workshop Blake Chorley

June 15 – 19 ⇒ page 24

NEW! Ceramics – Story Tiles..... Meg Leslie
Colour Pencils..... Deidre Wicks
Glassblowing I & II Rob Raeside
Jewellery – Chain Making: Beg/Int/Adv..... Susan Watson Ellis
Mixed Media Sculptural Collage..... Sara Petroff
NEW! Mosaics – Experimenting With Technique..... Heather Vollans
Music – Blues Guitar Jumpstart: Groove, Solo and Jam!
..... Suzie Vinnick
NEW! Painting – Acrylics: From Realism to Abstraction ... Grethe Jensen
NEW! Waldorf Dollmaking: From Pocket Doll to Full Doll
..... Monika Aebischer

June 20 ⇒ page 26

Jewellery – Reticulated Earrings Silver Workshop Kerry Hicks

June 22 – 26 ⇒ page 27

Ceramics – Pottery Throwing Camp – Int/Adv René Petitjean
Classical Fencing & Archery Brad Sherwood
Collage & Acrylic Explorations Rose Pearson
Fibre Arts – Technique Taster Week Yvonne Iten-Scott
NEW! Glassblowing – ABCs to Glass Hot Sculpting Victoria Guy
NEW! Jewellery – Illustrative Powder, Coating, Rivets & Tabs
..... Shannon Kennedy
Landscape Painting in Oil – Contemporary Impressionism
..... Luke Despatie
Mosaics – Small Concrete Spheres for the Garden ... Heather Vollans
Music – Guitar: Secrets of Fingerstyle..... Joel Saunders
Sculpture – Wire..... Charles O'Neil

June 27 ⇒ page 29

NEW! Botanical Gelli Plate Bonanza Workshop..... Tracey Lee Green
NEW! Ceramics – Multiple Surface Techniques Workshop .. Stephanie Park
Fibre Arts – Intro to Tapestry Workshop Yvonne Iten-Scott
NEW! Jewellery – Precious Metal Clay Sterling Silver
Stack Ring Workshop Shannon Kennedy
NEW! Writing – Blueprint for a Book Workshop Carol Teal

June 29 – July 3 ⇒ page 30

NEW! Ceramics – Teapots for the Daily Brew..... Stephanie Park
NEW! Fibre Arts – Stitch the Earth Sandi Luck
NEW! Glassblowing – From Concept to Form Advanced Glass Design
..... Silvia Taylor
Jewellery Kerry Hicks
Kids' Art Camp – Wild About Clay..... Isabel Neveu-Geene
NEW! Music – Find Your Voice Intensive Lizzy Clarke
Painting – Encaustic Mixed Media & Collage..... Susan Fisher
NEW! Painting – Monochromatic Portraits Made Easy
with Acrylic Photo Transfers..... Nancy Falconi
Stone Carving Techniques..... Jordan Clements
Writing Memoirs..... Carol Teal
Youth Camp – Archery & Fencing Brad Sherwood

OPEN STUDIO OPPORTUNITIES

See page 18 for more information.

JULY

July 4 ⇒ page 33

- Glassblowing – Intro Workshop Becky Lauzon
NEW! Intro to Egyptian Bellydance Workshop Victoria Kramkowski
 Jewellery – Chain Bracelet Workshop Susan Watson Ellis
 Music in the Air! Improv Singing Workshop Jane Lewis
 Painting – Encaustic & Photo Transfer Workshop Susan Fisher
 Watercolour Effects with Acrylics Workshop Tracey Lee Green

July 6 - 10 ⇒ page 34

- NEW!** Acrylics – Paint a Luminous Seascape Christine Stewart
 Ceramics – Pottery for Beginners Stephanie Park
 Glassblowing I Steph Krul
 Jewellery – Textile Techniques in Metal Dianne Karg Baron
NEW! Kids' Art Camp – Let's Make Some Noise Toni Caldarone
 Landscapes: Real, Imagined & Altered Kat Honey
 Portraiture, Drawing & Watercolour Painting Marta Scythes
 Printmaking – Relief Intensive Liz Menard
 Printmaking Without a Press: Gel Plate Monoprints Kim-Lee Kho
NEW! Woodworking – Post-and-Rung Counter Stool Hugh Cotton
 Youth/Teen Movie Making Rowan Tofflemire

July 11 ⇒ page 36

- NEW!** Basketry – Double Wine Basket Workshop Michelle Zikovitz
 Jewellery – Sterling Silver Spinner Ring Workshop Shannon Kennedy
NEW! Painting – One Face, One Colour Workshop Harvey Walker

July 13 - 17 ⇒ page 37

- Ceramics – Raku Lisa Skog
 Collage – New Directions Kat Honey
 Glassblowing I & II Ian Milligan
 Jewellery Casting Shannon Kennedy
NEW! Kids' Art Camp – Sticks, Stones & More Toni Caldarone
NEW! Music – Ukulele Cynthia Kinnunen
 Painting – Composition & Colour Janine Marson
 Printmaking – Impasto Waterbase Stephanie Rayner
 Watercolour Painting for Absolute Beginners Nancy Newman
NEW! Woodworking – Beautiful Memory Box Steven Der-Garabedian
 Youth Art Camp – Theatre & Improv Gavin North

July 18 ⇒ page 40

- Acrylics – Start Painting Workshop Grethe Jensen
NEW! Drawing – Botanical & Watercolour Workshop Marta Scythes
NEW! Fibre Arts – Natural Dyeing for Beginners and Beyond Workshop Miriam Kaufman
 Jewellery – Water Cast Stacker Rings Workshop Shannon Kennedy
NEW! Painting & Drawing- Sketch and Go! Workshop Janine Marson

July 20 - 24 ⇒ page 41

- NEW!** Abstract Weaving with Neglected Textiles Ruth Wickremesooriya
 Ceramics – Surface Treatments Lesley McInally
NEW! Jewellery – Fold Forming: 3D Forms in Metal Todd Jeffrey Ellis
 Kids' Art Camp – Explorations in Art Kelly Albin
NEW! Music – Percussion Instrument Making & Drum Circles John Proctor
 Painting – The Natural Way to Draw and Paint Janine Marson
 Printmaking – Japanese Papers & Beautiful Botanicals Stephanie Rayner
 Teen Glassblowing Jonathan Sharp
 Watercolour – Big Skies, Clouds & Landscapes Marta Scythes
NEW! Woodworking – Craft a Beautiful Parquetry Tray Steven Der-Garabedian
NEW! Writing – Podcasting for Beginners: Write, Record, Play Hope Thompson
NEW! Youth: Paper Mâché Sculpture with Recycled Materials Paola Marziali

July 25 ⇒ page 44

- Botanical Contact Printmaking Workshop Liz Menard
NEW! Charcoal Ink Making From Fibre Waste Workshop Ruth Wickremesooriya
NEW! Intro to Life Drawing Workshop Zoey Zoric
 Introduction to Zentangle Workshop Yvonne Westover
 Jewellery – Silver Fold Formed Earrings Workshop Todd Jeffrey Ellis

July 27 - 31 ⇒ page 45

- NEW!** Ceramics – Sculptural Handbuilding: Four Legged Friends Jonah Strub
 Jewellery – Silversmithing/Metalsmithing/Open Studio Todd Jeffrey Ellis
NEW! Kids' Art Camp – Drawing and Painting Sarah Jowett
 Millinery – Art of Hat Making Karyn Gingras
 Music – Building a Band Lizzy Clarke
NEW! Oil Painting: The Power of Simplicity Zoey Zoric
 Painting – Portrait Painting with Models Stephanie Schirm
 Weaving – Basics Level I Laurie Allan-Ungeitis
NEW! Youth/Teen – Crochet Stuffie Creations Tiffany Walt

AUGUST

August 1 ⇒ page 47

- NEW!** Beading – Quillwork Feather Medallion Workshop Naomi Smith
 Expressive Arts – Body Movement in Nature Workshop Terrill Maguire
 Fibre Arts – Quilted Rug Workshop Albert Cote
 Jewellery & Forged Bangle Workshop Todd Jeffrey Ellis
NEW! Lighting Your Craft Workshop Kate Tessier

August 3 - 7 ⇒ page 48

- NEW!** Acrylics & Collage – 2D & 3D Investigations Rosemary VanderBreggen
NEW! Ceramics – Pots in Action: Pouring Int/Adv Cathleen Nicholson
 Fibre Arts – Quilting – Curved Piecing Albert Cote
NEW! Indigenous Artistry – Picking Up the Pieces Naomi Smith
 Kids' Art Camp – Metal Jewellery Susan Watson Ellis
 Music – Creative Choral II Tracey Stabback
 Photography – Learn to Take Better Portraits Blake Chorley
 Soft Pastels & Mixed Media Helen McCusker
 Stained Glass – Intro & Intermediate Maureen Haines
 Stone Sculpture Open Studio Elise Muller
 Youth/Teen – Drawing, Painting & Alternative Mark Making Rebecca Reynolds

August 8 ⇒ page 50

- Expressive Arts – Ecotherapy Workshop Julia Aplin
 Fibre Arts – Vincent Van Gogh Embroidery Workshop Shannon Quigley
NEW! Gouache Painting Workshop Valerie Kent
 Printmaking – Woodcut Workshop Marta Scythes
 Timber Framing – Intro to Design Workshop Glenn Diezel

Bursaries are available

See page 79 for more information

COURSES FOR KIDS, YOUTH AND TEENS

All course names for our younger artists start with Kids, Youth or Teen, depending on the age requirement.

See page 77 for more information.

August 10 – 14 ⇒ page 51

Acrylics – Realism: A Painter's Process Bethany Le Blanc
Ceramics – Pottery II Lisa Barry
Fibre Art – Natural Dyeing on Yarn – Dye the Rainbow
..... Bay Woodyard
Glass Fusing, Slumping & Surface Decoration Kirei Samuel
NEW! Gouache Painting for Beginners Valerie Kent
NEW! Introduction to Miniatures Sandra Quigley
NEW! Journal 4 Joy: From the Line to the Sublime Melanie Matthews
NEW! Kids' Art Camp – Music Quest Tracey Stabback
Timber Framing Glenn Diezel
Youth/Teen Metal Jewellery Arts Cassie Moon

August 15 – 22 ⇒ page 53

OHS Spinning Certificate Program – Level II
Beth Showalter, Grace Clare, Julia Lee, Louise Jackson,
Rachel Stewart, Rebecca Lamperd, Teena Jennings
OHS Spinning Certificate Program – Level V
Beth Showalter, Jane Schuell, Teena Jennings

August 17 – 21 ⇒ page 54

NEW! Ceramics – The Illustrated Surface Andrea Vuletin
NEW! Expressive Arts – Activating Your Creative Intelligence
..... Mairéad Filgate, Shannon Litzenberger
Kids' Art Camp – Wild About Clay Isabel Neveu-Geene
Painting – Exploring Figure Work Expression Aly McDonald
NEW! Painting Bold Wild Things in Acrylics Tracey Lee Green
Stone Carving: From Vision to Form Wesley Booker

August 24 – 28 ⇒ page 55

Youth/Teen – Pottery Tara Love

Registration opens July 2 for these courses:

SEPTEMBER

September 12 ⇒ page 56

NEW! Collage – Protest Art: Rebellious Collage Workshop ... Andrea Lee

September 14 – 18 ⇒ page 56

Painting Landscapes with a Palette Knife in Oil Maria Iva
Plein-Air: Painting, Sketching & Mixed Media Martha Johnson

September 16 – October 21 ⇒ page 57

Life Drawing – Open Studio Studio Technologist

September 19 – October 31 ⇒ page 57

NEW! Kids'/Youth Saturday Art Camp – Wild About Clay: Magic!
..... Melodie Acero

September 21 – 25 ⇒ page 57

Fibre Arts – Slow Stitch & Embellished Garment Sandi Luck
NEW! Painting – Advanced Plein Air Luke Despatie

September 28 – October 2 ⇒ page 58

Fibre Arts – Felted Art Creations Denise Magloughlen

OCTOBER

October 3 ⇒ page 58

Sculpture – Wire Workshop Charles O'Neil

October 5 – 9 ⇒ page 58

NEW! Stained Glass Repair Maureen Haines

October 19 – 23 ⇒ page 58

NEW! Mixed Media Sculptural Collage – Int/Adv Sara Petroff
Watercolour Painting – Int/Adv Gord Jones

October 24 ⇒ page 59

NEW! Botanical Monotype Prints & Gelatin Plates Workshop
..... Jacquie Sullivan
NEW! Papermaking – Foraged Plants to Paper Workshop... Joanne Rich
NEW! Printmaking – Intro to Copper Drypoint Workshop
..... Andrea McCallum

NOVEMBER

November 7 ⇒ page 59

NEW! Festive Metal Ornaments: Copper & Aluminum Embossing
Workshop Fernando Diaz de Leon Rendon
NEW! Holiday Needle Felting Workshop Denise Magloughlen
NEW! Screen Printing: Holiday Greeting Cards Workshop
..... Meggan Winsley

November 14 ⇒ page 60

NEW! Fibre Arts – Block Printed Winter Textiles Workshop
..... Jacquie Sullivan
NEW! Triangle Trees in 3D Workshop Yvonne Westover
Winter Mittens from Upcycled Sweaters Workshop... Jennie Seward

November 21 ⇒ page 60

NEW! Encaustic & Monoprinting Festive Card Making Workshop
..... Susan Fisher
Holiday Decoration – Metal Fold Form Workshop... Todd Jeffrey Ellis

DECEMBER

December 12 ⇒ page 60

Fibre Arts – Holiday Woolly Pine Tree Workshop... Yvonne Iten-Scott

WE OFFER COURSES THROUGHOUT THE YEAR!

Visit hsad.ca to see what's available
in January and February 2027

OPENING DATES FOR REGISTRATION

Register early to secure your spot!

March and April start dates... Open now

Spring and Summer (May to August)... March 2

OHS Spinning Levels II and V... June 1

Fall (September – December)... July 2

Winter (January – February 2027)... Dec 1

SPRING 2026

Registration is now open for courses with start dates in March and April, 2026.

WEDNESDAYS, MARCH 11 – APRIL 15

Music – Find Your Voice

COURSE CODE ARTS2795 SECTION 41
LEVEL All Levels
INSTRUCTOR Lizzy Clarke
DATE March 11 – April 15, 2026 (6 Wednesday Evenings)
FEES \$329.13

Any level of skill or knowledge in the described subject matter is acceptable for this course.

Build vocal confidence for singing in modern styles, including pop, rock, jazz, and R&B. Participants will engage in various exercises to improve vocal strength, clarity, and expressiveness. This course will cover the fundamentals of voice production, breathing techniques, resonance, articulation, and vocal health, focusing on modern singing techniques. By the end of the course, participants will have developed greater confidence in their singing abilities and practical skills for performing contemporary music.

MARCH 23 – 27

Ceramics – Pottery Throwing Camp – Intermediate/Advanced

COURSE CODE ARTS735 SECTION 41
LEVEL Intermediate/Advanced
INSTRUCTOR René Petitjean
DATE March 23 – 27, 2026
FEES \$588.76 Includes 3 bags of clay

This is an opportunity to really focus on increasing your throwing skills. If you've 'hit the wall' in terms of being able to throw – more efficiently, bigger pieces, more consistently, looser pots, tighter pots – you will be encouraged and challenged to learn new throwing techniques, increase throwing skills, and practice, practice, practice. Throwing is a physical skill. It requires proper technique, good tools, and proper care of your body. Through a series of demonstrations, specific exercises, class discussions, inspirational videos, and lots of wheel time, you will elevate throwing skill, as well as develop a personal practice of pot-making. A pug-mill will be available to make reclaiming clay as easy as possible. While one bisque fire may be done to ease transport of trophy pots, it is not the intent of this course to cover glazing and firing. Also included is a smoke firing and a primitive firing in a downdraft barrel kiln. Please bring 2 dry, unfired, narrow-mouthed pots. A limber sense of humour and a willingness to cut pots in half will make the course much more enjoyable.

COURSES FOR KIDS, YOUTH AND TEENS

All course names for our younger artists start with Kids, Youth or Teen, depending on the age requirement.

See page 77 for more information.



MARCH 25 – APRIL 29

NEW! Painting – Brushworks: A Weekly Painting Series

COURSE CODE ARTS2916 SECTION 41
LEVEL Beginner
INSTRUCTOR Zoey Zoric
DATE March 25 – April 29, 2026 (6 Wednesday Evenings)
FEES \$329.13

Discover the joy of oil painting in this beginner workshop where no experience is needed. Bring your curiosity as you demystify this historic medium by exploring how oil paint behaves, how to handle it confidently, and key essentials like fat over lean, safe clean-up, and proper storage. Working from a still-life setup, you will learn the foundations of value, color mixing, composition, and expressive brushwork with oil paint. By the end, you will feel comfortable with the materials, inspired by the process, and ready to keep painting.

SATURDAY, MARCH 28

Ceramics – Soft Slab Cup Workshop

COURSE CODE ARTS2690 SECTION 41
LEVEL All Levels
INSTRUCTOR Lisa Barry
DATE March 28, 2026
FEES \$185.82 Includes 1 bag of clay

This workshop is a fun introduction to working with soft slabs of clay to create a one-of-a-kind drinking vessel. Demonstrations will include hand-built construction techniques, impressed patterning, and a variety of surface possibilities. This workshop is open to all skill levels and offers a variety of cup forms to explore. All work will be fired, glazed with a clear glaze and ready for pick up within 3 weeks of the workshop.

March Break Options for All Ages

MARCH 16 – 20

Kids' Art Camp – Wild About Clay

COURSE CODE ARTS2668 SECTION 41
 LEVEL All Levels
 INSTRUCTOR Isabel Neveu-Geene
 DATE March 16 – 20, 2026
 FEES \$343.53 Clay included + material fee payable to instructor: \$15

Have fun making your own hand-built, one-of-a-kind masterpieces with clay. Explore a variety of hand building techniques such as pinching, coiling, and slab work as you create a variety of projects. With the wilds as inspiration, find natural objects to press into clay and create a sculpture of your favourite animal. It's all about the joy and discovery of creating!

NEW! Youth/Teen Young Comedians

COURSE CODE ARTS2915 SECTION 41
 LEVEL All Levels
 INSTRUCTOR Gavin North
 DATE March 16 – 20, 2026
 FEES \$328.75

So you think you are funny? Get ready to dive into improv games, comedy writing, and performance activities that spark creativity and confidence in a fun and supportive environment. Prepare for a week of laughs.



Painting the Winter Landscape

COURSE CODE ARTS2797 SECTION 41
 LEVEL All Levels
 INSTRUCTOR Martha Johnson
 DATE March 16 – 20, 2026
 FEES \$494.01

Any level of skill or knowledge in the described subject matter is acceptable for this course.

Painting the Canadian winter landscape in season gives immediate access to spectacular light, form and colour. Without leaves, deciduous trees provide visible structure and important composition, while iconic evergreens shape the local narrative. Cold weather elements include the chroma of shadows on snow, the chill in the sky, icy cloud formations and the colour palette of the Group of Seven. Historic and contemporary artists such as Tom Thomson, William Blair Bruce, Lawren Harris, Doris McCarthy, Emily Carr and Kim Dorland will be presented and discussed. Haliburton provides the perfect location to develop this unique landscape. Create in real-time or from existing photos. The Sculpture Forest and views from HSAD windows provide a great deal of inspiration.

TUESDAY, MARCH 17

NEW! Youth/Teen Photoshop Warhol Portrait

COURSE CODE ARTS2913 SECTION 41
 LEVEL All Levels
 INSTRUCTOR Zachary Williams
 DATE March 17, 2026 (9:00am – 12:00pm)
 FEES \$50.00

Create your own Andy Warhol style portrait as you learn the basics of photoshop. Discover how to use effects, layers, colour modes, and blending options to make artwork in an iconic portrait style that you will print off and take home.

WEDNESDAY, MARCH 18

NEW! Youth/Teen Intaglio Printing

COURSE CODE ARTS2912 SECTION 41
 LEVEL All Levels
 INSTRUCTOR Zachary Williams
 DATE March 18, 2026 (9:00am – 12:00pm)
 FEES \$50.00

Explore a modern take on a traditional printing technique as you engrave and etch into a plexiglass plate. Learn a variety of print making shading techniques and use a printing press to transfer your favourite artwork into multiple prints.

THURSDAY, MARCH 19

NEW! Youth/Teen – VR Sculpting

COURSE CODE ARTS2914 SECTION 41
 LEVEL All Levels
 INSTRUCTOR Zachary Williams
 DATE March 19, 2026 (9:00am – 12:00pm)
 FEES \$50.00

Explore the world of sculpting in virtual reality. Using the Meta Quest 3 VR headset, experience first person sculpting and building in a digital environment by hand. Finished sculptures and models can optionally be 3D printed and picked up at a later date.



Registration is now open for courses with start dates in March and April, 2026.

APRIL 6 – 11

Ceramics – Glaze Chemistry: Crafting Surface & Colour

COURSE CODE ARTS2808 SECTION 41
LEVEL Intermediate
INSTRUCTOR Stephanie Park
DATE April 6 – 11, 2026 (6-Day Course)
FEES \$629.82 Includes 1 bag of clay + material fee payable to instructor: \$20

Explore the fascinating world of glazes and gain a deeper understanding of the chemistry and art behind ceramic surfaces. Through a combination of hands-on and theoretical techniques, gain a broad understanding of glaze chemistry and surface application in an easy to digest and engaging format. The course will cover geology, raw materials, oxides, glaze formulations, troubleshooting common glaze flaws, achieving desired glaze effects and how to read Stull's map. Learn to use glaze chemistry software, test cone 6 glazes and develop a personal glaze palette. By the end of the course, you will have a deeper knowledge and confidence to experiment with glazes in your own ceramic practice.

Courses may require tools, equipment or materials not provided by the instructor

Find out more about Material Lists on page 76



APRIL 13 – 18

NEW! Ceramics – Lunch Place Setting

COURSE CODE ARTS2917 SECTION 41
LEVEL Intermediate
INSTRUCTOR Lisa Barry
DATE April 13 – 18, 2026 (6-Day Course)
FEES \$629.82 Includes 1 bag of clay

Spend the week creating a cohesive and creative lunch place setting. Emphasis will be on using the potter's wheel and a variety of hand-building techniques. Create a set with 3-5 pieces that explore design, surface decoration, and a personal narrative of form and function. Some wheel experience is suggested but not necessary.

SATURDAYS, APRIL 11 – MAY 23

NEW! Kids' Saturday Art Camp – Wild About Clay: Animals!

COURSE CODE ARTS2918 SECTION 41
LEVEL All Levels
INSTRUCTOR Melodie Acero
DATE April 11 – May 23, 2026
(6 Saturdays, 9:00am – 12:00pm)
FEES \$284.58 Clay included + material fee payable to instructor: \$20

Lions and tigers and bears, oh my! Have fun making your own hand-built, one-of-a-kind master pieces with clay. Explore techniques such as pinching, coiling, and slab. Make mugs/cups, pinch pots, plaques and masks. Using animals as your inspiration, create your favourite creatures, some great, some small. Some even hibernate and migrate! Who will you create?

NEW! Youth Saturday Art Camp – Wild About Clay: Animals!

COURSE CODE ARTS2919 SECTION 41
LEVEL All Levels
INSTRUCTOR Melodie Acero
DATE April 11 – May 23, 2026
(6 Saturdays, 1:00pm – 4:00pm)
FEES \$286.42 Clay included + material fee payable to instructor: \$20

Have fun making your own hand-built animals with clay. Explore techniques such as pinching, coiling, and slab. Make mugs/cups, pinch pots, plaques and masks. Using animals as your inspiration, create your favourite creatures, some great, some small. Who will you create?



APRIL 20 – 24

These Open Studios are staffed with a Studio Technologist only, fostering an open space for you to create without instruction. For health and safety reasons, an intermediate level of knowledge is required to work independently with studio equipment and materials.

Glassblowing – Open Studio

COURSE CODE ARTS1944 SECTION 42
LEVEL Intermediate/Advanced
INSTRUCTOR Studio Technologist
DATE April 20 – 24, 2026
FEES \$664.42 Colour available for purchase

With 32 hours of studio time, participants will have access to the equipment and molten furnace glass only, as well as a Studio Technologist for guidance. Explore individual subject matter and style in an unstructured format. Note: Colour glass or other consumable materials are not included.

Jewellery – Open Studio

COURSE CODE ARTS2780 SECTION 41
LEVEL Intermediate/Advanced
INSTRUCTOR Studio Technologist
DATE April 20 – 24, 2026
FEES \$300.00

With 32.5 hours of studio time, participants will have access to equipment and tools, as well as a Studio Technologist for guidance. Explore individual subject matter and style in an unstructured format. Please note: You must bring your own non-ferrous materials. A supply of silver and copper is available in the campus store.

APRIL 27 – MAY 1

Glassblowing – Glassware & Filigrane

COURSE CODE ARTS2807 SECTION 41
LEVEL Intermediate/Advanced
INSTRUCTOR Mathieu Grodet
DATE April 27 – May 1, 2026
FEES \$727.21 Colour available for purchase

Learn how to pull cane. Cane is a rod of glass that usually has a central-coloured core. This is created by pulling two punties apart. Once cane has been produced, it can be used to make attractive patterns in glass vessels. In this course learn how to blow goblets and vessels with the cane you create. In addition, this course will cover the filigrane method where canes are cut into segments, arranged on a plate, and heated. A cylinder object is rolled over the plate, creating a design.

Spinning for Beginners

COURSE CODE ARTS334 SECTION 41
LEVEL Beginner
INSTRUCTOR Julia Lee & Joan McKenzie
DATE April 27 – May 1, 2026
FEES \$494.01 + material fee payable to instructor: \$85

Learn the art of twisting fibre into yarn. Participants will be introduced to raw, washed, and dyed wool. Hands-on instruction in washing and dyeing wool, hand carding, teasing, drum carding, spinning and plying on a spindle and on a spinning wheel will be provided. Using what you have learned, participants will select appropriate fibres for a specific project from the supplied materials, and will prepare, blend, and spin fibre for your project to be completed on your own time.





MAY 4 - 8

Ceramics - Ode to the Cup

COURSE CODE ARTS2885 SECTION 41
 LEVEL Beginner
 INSTRUCTOR Lisa Barry
 DATE May 4 - 9, 2026 (6-Day Course)
 FEES \$629.82 Includes 1 bag of clay

Spend a week learning everything about cups. Immerse yourself by refining the form, the foot and the handle. Engage in group discussions, receive constructive feedback and explore the possibilities of this form. This course explores design principles with a good dive into surface decoration.

Fibre Arts - Quilting Mixed Media Abstraction

COURSE CODE ARTS2302 SECTION 41
 LEVEL All Levels
 INSTRUCTOR Albert Cote
 DATE May 4 - 8, 2026
 FEES \$494.01 + material fee payable to instructor: \$30

This is an extremely creative, freeing course. Discover how shapes, angles, bold colours, straight lines, poems, movies, and even folklore will aid you in creating abstract quilts that stretch the imagination and tell a new story. Document your ideas in a journal for the creation of future quilts. The intent is that, upon completion of the course, you will have at least three finished quilts and enough tools to create many future improvisational abstract pieces. Fabric, paint, thread, crayons, folding techniques, thread techniques, and anything you can sew down with a needle or sewing machine will be explored. Learn to work as a group as well as on your own to brainstorm themes as a starting point to a new way of seeing things. Create abstract quilts that will invite conversation and wonder. You will be required to bring a familiar and reliable sewing machine in good working order.

**Registration opens March 2
 for courses starting in May**



Metal Embossing: The Principle of Repoussé

COURSE CODE ARTS2834 SECTION 41
 LEVEL Beginner
 INSTRUCTOR Fernando Diaz de Leon Rendon
 DATE May 4 - 8, 2026
 FEES \$494.01 + material fee payable to instructor: \$125

Discover the ancient art of metal embossing and unlock the secrets of repoussé, a technique used to create intricate designs and patterns on metal. In this comprehensive course, you will learn the fundamentals of metal embossing, including designing, shaping, and finishing techniques. Develop your fine motor skills, encourage your creativity, and create functional and unique art pieces. No prior experience necessary!



Zentangle - Paint, Paper & More

COURSE CODE ARTS2595 SECTION 41
 LEVEL All Levels
 INSTRUCTOR Yvonne Westover
 DATE May 4 - 8, 2026
 FEES \$494.01 + material fee payable to instructor: \$60

Zentangle: "an easy-to-learn, relaxing, and fun way to create beautiful images by drawing structured patterns" Rick Roberts and Maria Thomas. You will become immersed in the Zentangle method and delve into a variety of Zentangle inspired art projects that will include watercolour, markers, printing and mixed media. Easy to follow instructions, playful exercises along with an encouraging "no mistakes" environment will have you creating tangled works of art with confidence! You will be able to continue using this method of drawing to enhance your journals, cards, canvases, quilts, pottery and more!



SATURDAY, MAY 9

NEW! Crochet Basket with Mixed Media Workshop

COURSE CODE ARTS2924 SECTION 41
 LEVEL All Levels
 INSTRUCTOR Paola Marziali
 DATE May 9, 2026
 FEES \$154.18 + material fee payable to instructor: \$15

With just a bit of string and a few basic tools, you can create a bespoke basket using almost any flexible material. Learn simple crochet techniques such as single crochet, increasing stitches, and how to make a magic circle. Rope, fabric scraps, or other flexible materials will provide structure, while colourful yarns or cording will be used to stitch everything together, shape the form and add visual impact.

NEW! Expressive Arts – Creating Joy: Express! Workshop

COURSE CODE ARTS2921 SECTION 41
 LEVEL All Levels
 INSTRUCTOR Jessica Lin
 DATE May 9, 2026
 FEES \$154.18 + material fee payable to instructor

Discover how simple sensory experiences and creative practices can help support a calmer, happier nervous system. Through playful art-making and guided explorations, you will gain a basic understanding of how to better regulate your mental well-being in a supportive, encouraging environment.

NEW! Metal – Symbolic Marks on Repoussé Workshop

COURSE CODE ARTS2922 SECTION 41
 LEVEL All Levels
 INSTRUCTOR Fernando Diaz de Leon Rendon
 DATE May 9, 2026
 FEES \$154.18 + material fee payable to instructor: \$30

Create unique copper and aluminum art pieces. Discover the power of symbolic marks in repoussé metalworking. Learn to create meaningful designs and patterns on metal exploring the connection between art and personal symbolism. Through hands-on techniques, you will craft and design a unique art pieces that reflects your inner world, tapping into the therapeutic benefits of creative expression.

NEW! Printmaking – Multi-Layer Linocut

COURSE CODE ARTS2925 SECTION 41
 LEVEL All Levels
 INSTRUCTOR Andrea McCallum
 DATE May 9, 2026
 FEES \$154.18 + material fee payable to instructor: \$50

Learn how to create a small linocut print from start to finish as you explore the use of colour by printing two layers on the same sheet of paper. Two approaches will be demonstrated: carving both a shape and its outline from a single block or creating a detailed design and using a separate background block or shape to add visual interest. By the end of the class, you will have a completed small print to take home.

Sculpture – Wire Workshop


COURSE CODE ARTS416 SECTION 41
 LEVEL All Levels
 INSTRUCTOR Charles O'Neil
 DATE May 9, 2026
 FEES \$154.18 + material fee payable to instructor:

This course requires the use of simple hand tools (wire cutters, pliers). Wire sculpture is an exciting and expressive art form. In this workshop you will receive step-by-step instruction to successfully create your project. With a variety of wires (steel, copper, galvanized) this creation is designed for indoor or garden use, and will be a great addition to any setting.

Tangled Domino Book Workshop

COURSE CODE ARTS2923 SECTION 41
 LEVEL All Levels
 INSTRUCTOR Yvonne Westover
 DATE May 9, 2026
 FEES \$154.18 + material fee payable to instructor

Using dominos as the front and back covers, create a unique tiny art book transformed with beautiful papers and embellishments of your choosing. Simple paper-folding techniques will be used to construct the inside signature of the book. Zentangle Method of drawing will be introduced, discovering the calming and creative process of building intricate patterns. A mini Zentangle lesson will guide you through creating three to five detailed two-inch square drawings, with colour offered as an optional element.



MAY 11 - 15

Glassblowing - Open Studio

COURSE CODE ARTS1944 SECTION 41
 LEVEL Intermediate/Advanced
 INSTRUCTOR Studio Technologist
 DATE May 11 - 15, 2026
 FEES \$664.42 Colour available for purchase

This is an opportunity for graduates of our glassblowing certificate program or individuals with glassblowing experience to have access to the hot shop for independent open studio time. With 32 hours of studio time, participants will have access to the equipment and including molten furnace glass only, as well as a Studio Technologist for questions and guidance. Participants are encouraged to explore individual subject matter and style in an unstructured format. Note: Colour glass, lampworking glass or other studio consumable materials are not included.

NEW! Printmaking - Combining Linocut & Drypoint Printmaking Techniques

COURSE CODE ARTS2927 SECTION 41
 LEVEL Intermediate/Advanced
 INSTRUCTOR Andrea McCallum
 DATE May 11 - 15, 2026
 FEES \$494.01 + material fee payable to instructor: \$75

Explore the creative possibilities of multi-layered printmaking while working with the techniques of your choice. Tools, materials, and instruction will be available for both linocut relief printing and copper drypoint intaglio printing, allowing you to gain hands-on experience with each process. The recommended and demonstrated approach involves creating a drypoint print first, then layering linocut printing on top to introduce colour and additional detail. With guided instruction and time to experiment, you will refine your images through multiple stages and produce a small edition of finished prints to take home.

NEW! Quilting - Oodles of Doodles

COURSE CODE ARTS2926 SECTION 41
 LEVEL Intermediate
 INSTRUCTOR Marg Notar
 DATE May 11 - 15, 2026
 FEES \$494.01 + material fee payable to instructor: \$25

Explore Zen doodle patterns by using your sewing machine needle as a drawing tool to create an assortment of free-motion stitching designs. Working on small quilt sandwiches, you'll practice up to 50 different doodle motifs to build and expand your repertoire of quilting patterns. These stitched samples will then be assembled into a larger doodle sampler quilt that can serve as a visual reference for future quilting projects. This course is ideal for quilters looking to loosen up, explore new design ideas, and add more creativity and freedom to their stitching practice. Requirements: Basic sewing machine skills and a sewing machine in good working order, equipped with a darning or free-motion foot.

Watercolour - Photo Reference Painting

COURSE CODE ARTS2831 SECTION 41
 LEVEL Beginner/Intermediate
 INSTRUCTOR Gord Jones
 DATE May 11 - 15, 2026
 FEES \$494.01

Students will explore the transition from a photo to a finished interpretive watercolour. Use simple and effective preliminary value sketches, compositional techniques, and drawing basics to condense the photographic subject matter. There will be interactive lectures, demonstrations, lots of painting time with individual instruction, and very supportive critiques.

**Our instructors are talented,
experienced and inspiring!**

Find out more on pages 61 to 70

MAY 25 – 29

NEW! Arts Commerce – Websites & Income Streams for Artistic Souls

COURSE CODE ARTS2930 SECTION 41
LEVEL All Levels
INSTRUCTOR Andrea Lee
DATE May 25 – 29, 2026
FEES \$494.01

Learn practical strategies to diversify your income as an artist, and leave with at least one clear, viable new revenue stream plus a concrete action plan outlining next steps, pricing considerations, and implementation timelines. Explore how to assess and price multiple art-related income streams with confidence and clarity. In addition, you will develop the framework for a five-page art website, including purpose-driven structure, compelling messaging, and effective calls to action. The course also covers foundational strategies for driving traffic to your site and building a strong, engaged newsletter list to support long-term sustainability and growth.

Ceramics – Pottery Throwing Camp – Intermediate/Advanced

COURSE CODE ARTS735 SECTION 41
LEVEL Intermediate/Advanced
INSTRUCTOR René Petitjean
DATE May 25 – 29, 2026
FEES \$588.76 Includes 3 bags of clay

This is an opportunity to really focus on increasing your throwing skills. If you've 'hit the wall' in terms of being able to throw – more efficiently, bigger pieces, more consistently, looser pots, tighter pots – you will be encouraged and challenged to learn new throwing techniques, increase throwing skills, and practice, practice, practice. Throwing is a physical skill. It requires proper technique, good tools, and proper care of your body. Through a series of demonstrations, specific exercises, class discussions, inspirational videos, and lots of wheel time, you will elevate throwing skill, as well as develop a personal practice of pot-making. A pug-mill will be available to make reclaiming clay as easy as possible. While one bisque fire may be done to ease transport of trophy pots, it is not the intent of this course to cover glazing and firing. Also included is a smoke firing and a primitive firing in a downdraft barrel kiln. Please bring 2 dry, unfired, narrow-mouthed pots. A limber sense of humour and a willingness to cut pots in half will make the course much more enjoyable.



NEW! Glassblowing – Stemware Intermediate/Advanced

COURSE CODE ARTS2928 SECTION 41
LEVEL Intermediate/Advanced
INSTRUCTOR Mathieu Grodet
DATE May 25 – 29, 2026
FEES \$727.21 Colour available for purchase

Explore a range of traditional and contemporary techniques used to create functional stemware, working through a step-by-step process for constructing multi-part pieces. Focusing on both function and form, you will learn the methods and stages required to shape balanced cups and elegant stems. By the end of the course, you will create a series of unique, hand-blown goblets that reflect both technical skill and personal design.

Mixed Media – Encaustic & Cyanotype Prints

COURSE CODE ARTS2883 SECTION 41
LEVEL All Levels
INSTRUCTOR Susan Fisher
DATE May 25 – 29, 2026
FEES \$494.01 + material fee payable to instructor: \$180

Cyanotype is a camera-less technique that involves laying objects or images on a paper coated solution before exposing to UV light creating stunning white and prussian blue images. This course will introduce integrating cyanotype prints with encaustic and mixed media. Cyanotype techniques will be taught as an integral part of the course as well as encaustic techniques. Students are encouraged but not required to bring existing cyanotypes prints.

NEW! Painting – Intro to Non-Toxic Oil Painting

COURSE CODE ARTS2931 SECTION 41
LEVEL Beginner
INSTRUCTOR Zoey Zoric
DATE May 25 – 29, 2026
FEES \$494.01

Curious about oil painting but worried it is toxic? This course will banish those myths. Learn to use this traditional medium safely through non-toxic studio practices while exploring composition and colour theory. Create expressive still life paintings (with the option to work from photos), develop observational skills, and experiment with brushwork that balances technique, creativity, and intuition. One-on-one guidance and group discussions will support creative decision-making and fresh perspectives. The only prerequisite is curiosity.

NEW! Rug Hooking & Punch Needle

COURSE CODE ARTS2929 SECTION 41
LEVEL All Levels
INSTRUCTOR Yvonne Iten-Scott
DATE May 25 – 29, 2026
FEES \$494.01 + material fee payable to instructor

This course welcomes both beginner and experienced rug hookers who are interested in exploring traditional and contemporary fibre techniques. You'll learn rug hooking alongside punch needle, with the option to focus on one method or combine both within a single piece. Choose to create a pillow, floor mat, or wall hanging while working with traditional wool strips as well as yarn, repurposed clothing, and a variety of playful alternative fibres. Along the way, you will learn about the history of rug hooking and discover how textile artists are reimagining this craft as contemporary fibre art today.

SATURDAY, MAY 30

Fibre Arts – Penny Rug Pillow Workshop

COURSE CODE ARTS2702 SECTION 41
LEVEL All Levels
INSTRUCTOR Yvonne Iten-Scott
DATE May 30, 2026
FEES \$154.18 + material fee payable to instructor: \$40

Penny rugs are thought to date back to the 1700s. Homemakers would cut scraps of wool and felt from old clothing into circular shapes using coins. These fabric circles would be layered and stitched to make decorative pieces of art for the home. You will design your own unique pillow, table runner or wall art by cutting concentric circles from beautiful wool fabric provided by the Instructor. A simple blanket stitch and embroidery thread will be used to attach the pennies to a backing. You can choose to embellish your piece with buttons or beads. All materials will be provided for the workshop, just bring a sharp pair of scissors.

NEW! Intro to Life Drawing Workshop

COURSE CODE ARTS2920 SECTION 41
LEVEL Beginner
INSTRUCTOR Zoey Zoric
DATE May 30, 2026
FEES \$154.18

Curious about life drawing but not sure where to start? In this supportive one-day workshop, you will work from a live model as you are guided through seeing and capturing the human figure with confidence. You will learn the essentials of gesture drawing, practice simple approaches to proportion and discover the key anatomical landmarks that bring a figure to life. Perfect for absolute beginners or anyone looking to strengthen their drawing foundations.

Open Studio Opportunities

Immerse yourself in independent practice in a studio setting. Explore, hone and expand existing skills and develop new ones through self-directed projects. Gain access to equipment with guidance from an instructor or Studio Technologist to assist with your technical skills in a safe environment.

Glassblowing..... April 20 – 24, May 11 – 15
Jewellery April 20 – 24
Jewellery – Silversmithing/Metalsmithing..... July 27 – 31
Life Drawing September 16 – October 21
Painting June 8 – 12
Stone Sculpture August 3 – 7

Visit hsad.ca for information about Winter 2027 Open Studio options



Jewellery – Ring Making Workshop

COURSE CODE ARTS2822 SECTION 41
LEVEL All Levels
INSTRUCTOR Michelle Hishmeh
DATE May 30, 2026
FEES \$154.18 + material fee payable to instructor: \$50 – \$150 depending on the project

Make your own ring! Learn all the basic steps to make your very own wedding band or just a fun and simple statement ring in sterling silver or gold. In this one-day workshop learn how to size, solder and add different finishes to the metal.

NEW! T-Shirt Screen Printing Workshop

COURSE CODE ARTS2932 SECTION 41
LEVEL All Levels
INSTRUCTOR Meggan Winsley
DATE May 30, 2026
FEES \$154.18 + material fee payable to instructor: \$35

Learn the basics of screen printing by creating your own custom t-shirt design. The workshop will cover preparing a screen, setting up your print station and pulling clean prints using one or two colors. Bring your creativity and leave with a unique, hand-printed shirt you made yourself.

Not sure what skill level is required?

See page 77 for more information

JUNE 1 – 5

Ceramics – Garden Art in Clay

COURSE CODE ARTS2104 SECTION 41
 LEVEL All Levels
 INSTRUCTOR Jordan Clements
 DATE June 1 – 5, 2026
 FEES \$529.01 Includes 1 bag of clay

Pieces will not be fired during this course. Option to pick up fired work at a later date. Create some whimsy that only art can bring to the outdoors. Brighten up a garden, fence or shed wall with pieces that can be enjoyed outdoors. Discover imaginative and unusual alternatives to sculpting and hand building clay specifically for garden pieces. Learn techniques and tricks used to create illusions in clay. Personal creativity will be emphasized as you are encouraged to work with many new techniques in a high-energy, supportive atmosphere.

NEW! Expressive Arts – The Serenity Experience: Creating Mental Health

COURSE CODE ARTS2935 SECTION 41
 LEVEL All Levels
 INSTRUCTOR Jessica Lin
 DATE June 1 – 5, 2026
 FEES \$494.01 + material fee payable to instructor

Explore the connections between neuroscience and art, and discover how creativity, nature, and community can support joy and mental health resilience. You will engage in simple, accessible activities that encourage relaxation, happiness, and creative expression, with practical ideas you can incorporate into everyday life. Through a series of sensory experiences and art-making activities, build understanding and confidence in using creativity as a tool for well-being. Incorporate these elements into your daily life to continue to strengthen your joy muscles, and light sparks of joy in others. The course culminates in a collaborative, interactive, multimedia art installation, bringing together shared ideas and creative work.

NEW! Painting – Capturing Light & Life: An Impressionist Journey

COURSE CODE ARTS2934 SECTION 41
 LEVEL Beginner/Intermediate
 INSTRUCTOR Victoria Wallace
 DATE June 1 – 5, 2026
 FEES \$494.01 + material fee payable to instructor: \$70

Dive into the vibrant world of Impressionism. Learn to transform your figure and landscape painting by focusing on capturing fleeting light, atmosphere, and emotion through loose brushstrokes, vibrant colours, and open compositions. Using the highest quality acrylic paints, you'll interpret scenes subjectively rather than detailing them, bringing energy and life to both figures and landscapes to create a vivid, spontaneous impression of the world.



See page 76 for more information about your registration options

These courses will run simultaneously. Please register for your appropriate level.

Glassblowing I

COURSE CODE ARTS101 SECTION 41
 LEVEL Beginner
 INSTRUCTOR Sébastien Duchange
 DATE June 1 – 5, 2026
 FEES \$727.21 Colour available for purchase

Discover the art of glassblowing using traditional techniques that date back 2000 years. Glass is first melted in a furnace at 2100 degrees Fahrenheit, at which time you learn how to gather the molten material on the end of a steel blowpipe to form it into vases, bowls, paperweights, goblets and sculpture. You will also have an opportunity to participate in discussions on equipment, safety, history and current trends in glass. Colour will be available for purchase in The Red Door Store.

Glassblowing II

COURSE CODE ARTS103 SECTION 41
 LEVEL Intermediate/Advanced
 INSTRUCTOR Sébastien Duchange
 DATE June 1 – 5, 2026
 FEES \$727.21 Colour available for purchase

Instruction will focus on advanced hot forming and decorating techniques. Learn techniques for vessel making, including vases, bowls, goblets and stemware, as well as solid sculpture and hot bit work. There will be demonstrations of advanced colouring techniques and studio production methods. Personal project goals will be established with an emphasis on design. You will have an opportunity to participate in discussions about modern studio design and equipment construction, as well as glass as a contemporary art form. Colour will be available for purchase in The Red Door Store.



NEW! Printmaking – Intro to Photo-based Screen Printing

COURSE CODE ARTS2933 SECTION 41
 LEVEL All Levels
 INSTRUCTOR Meggan Winsley
 DATE June 1 – 5, 2026
 FEES \$494.01 + material fee payable to instructor: \$60

In this hands-on course, learn the full screen printing process from start to finish, including image preparation, emulsion coating, screen exposure, printing, and screen reclamation. Through guided demonstrations and individual practice, gain confidence in using professional tools and materials while developing strong technical skills. By the end of the course, you will have produced two small editions of your own handmade screen prints to take home, along with the knowledge to continue exploring the medium independently.

Writer's Oasis

COURSE CODE ARTS2612 SECTION 41
 LEVEL All Levels
 INSTRUCTOR Carol Teal
 DATE June 1 – 5, 2026
 FEES \$494.01

This course is an invitation to the writer in you, known or yet to be discovered. Claim your voice and hone your skills in a safe, creative environment. Explore what matters to you while writing poetry, prose, memoir, whatever genre you choose. All levels of experience are welcome. Using a variety of prompts, write spontaneously and see where the mind goes. Listen deeply, recognize what works in others' writing and give and receive supportive feedback. Everything will be treated as fiction and held in confidence, providing the opportunity to dive deeper. Mornings will be spent generating several pieces of fresh writing. Work will be taken further in the afternoons, with polished pieces being read to the group again at the end of the day.

SATURDAY, JUNE 6

NEW! Ceramics – Handbuilt Bud Vase Workshop

COURSE CODE ARTS2936 SECTION 41
 LEVEL All Levels
 INSTRUCTOR Stephanie Park
 DATE June 6, 2026
 FEES \$185.82 Includes 1 bag of clay + material fee payable to instructor: \$5

Spend the day creating small, intimate vases designed to showcase the first buds of spring. You will explore pinching, coiling, and a range of handbuilding techniques to form a collection of vessels, each with its own character and proportions. Emphasis will be placed on experimentation, surface quality, and form, allowing you to develop pieces that complement and elevate any bouquet. This hands-on workshop offers the opportunity to build technical confidence while creating thoughtful, functional objects to enjoy at home.

Glassblowing – Mug & Tumbler Workshop

COURSE CODE ARTS2902 SECTION 41
 LEVEL Beginner
 INSTRUCTOR Sébastien Duchange
 DATE June 6, 2026
 FEES \$289.91 Colour available for purchase.

Discover the excitement of hot glasswork and create a mug or tumbler using traditional tools and techniques dating back 2000 years. These methods are still used today by the world's leading vessel makers and glass sculptors. Glass is first melted in a furnace to 2100 degrees Fahrenheit upon which time you will then learn how to gather the molten material on the end of a steel blowpipe to form it into formed glassware. Safe practices will be continually emphasized throughout the workshop. This is an excellent introduction to the intrigue of hot glass work.





JUNE 8 – 12

NEW! Arts Commerce: Photography – Marketing for Makers

COURSE CODE ARTS2941 SECTION 41
LEVEL Beginner
INSTRUCTOR Jessica Lin
DATE June 8 – 12, 2026
FEES \$494.01

Designed for artists and makers who want to sell their work, this course emphasizes learning how to take high-quality photographs to professionally document your creations. You will also cover essential small business topics, including telling your story, choosing and applying for art and craft markets and group exhibitions, pricing strategies, selling in person versus consign-ment, effective display of work for sale, creating marketing materials, online marketing strategies, and building relationships with clients and other businesses. Participants will leave with professional images suitable for applications and promotion, along with a strong foundation for launching a creative small business. Ideal for jewellers, ceramic artists, glass artists, fibre artists, sculptors, woodworkers, metalsmiths, fashion designers, and painters.

Ceramics – Mindful Repetition

COURSE CODE ARTS2840 SECTION 41
LEVEL All Levels
INSTRUCTOR Tara Love
DATE June 8 – 13, 2026 (6-Day Course)
FEES \$629.82 Includes 1 bag of clay

Enjoy the meditative and rhythmic process of creating multiples. Enhance your wheel throwing skills through repetition while simultaneously drawing your awareness inwards to your breath and body posture. Attention will also be focused on decoration at both the greenware and bisqueware stages. The use of slips, underglaze, carving and stamps will be introduced for decoration. Explore the practice of creating sets of functional pottery while finding ways to celebrate each piece as an individual.

NEW! Fibre Arts – Spinning: Beyond Wool

COURSE CODE ARTS2937 SECTION 41
LEVEL Beginner
INSTRUCTOR Julia Lee
DATE June 8 – 12, 2026
FEES \$494.01 + material fee payable to instructor: \$65

Build on your existing spinning skills by exploring a range of fibres beyond wool, including alpaca, mohair, angora, silk, and dog fur. You will learn about the unique characteristics of each fibre and how to blend and spin them effectively. Instruction will focus on adjusting your spinning techniques and experimenting with creative multi-plying methods to produce distinctive, high-quality yarns. This class is intended for spinners who are comfortable using a spinning wheel or e-spinner and can create a two-ply yarn. You should bring your own working equipment, or rental options may be available through the instructor.

NEW! Glassblowing – Lighting & Glass

COURSE CODE ARTS2939 SECTION 41
LEVEL All Levels
INSTRUCTOR Silvia Taylor & Kate Tessier
DATE June 8 – 13, 2026 (6-Day Course)
FEES \$732.95 + material fee payable to instructor: \$50

Build new glassblowing skills or expand your existing experience while developing an understanding of lighting design for handblown glass. Explore glass-forming techniques and the design considerations involved in creating functional lighting, along with the range of components available to transform your glasswork into finished light fixtures. The course covers low-voltage LED systems using Class 2-compliant components and certification-ready assembly methods. You will learn how to wire and solder your own components, as well as how to repurpose pre-assembled, approved lighting elements. Soldering equipment will be provided, with hands-on instruction to build confidence and practical skills.

NEW! Hand Carved Stone Jewellery

COURSE CODE ARTS2940 SECTION 41
LEVEL All Levels
INSTRUCTOR Elise Muller
DATE June 8 – 12, 2026
FEES \$494.01 + material fee payable to instructor: \$250

Create your own unique, hand-carved stone jewellery, including earrings, pendants, rings, and brooches. Choose from a variety of stones—such as steatite, alabaster, and pyrophyllite—and learn how to shape them using riffers and diamond rasps. You will refine and polish your pieces using a range of abrasives to achieve a finished surface. In addition, you'll learn how to make your own sterling silver earring wires using a jig. Pendants can be finished on a sterling silver chain or waxed cotton cording with adjustable knots.



I've had such a wonderful time and I highly highly recommend it.

– MEGAN BAKER, STUDENT



Painting Open Studio – All Skill Levels

COURSE CODE ARTS2259 SECTION 41
 LEVEL Beginner
 INSTRUCTOR Jennie Seward
 DATE June 8 – 12, 2026
 FEES \$494.01

All skill levels will be accommodated in this immersive, personal experience. Individual instruction will challenge you to begin or further develop your vision and artistic practice. This studio opportunity is structured around your consultation with the Instructor-as-mentor on materials, media, techniques, ideas, and process of vision-to-execution to create your body of work. Learn how to assess the evolution of your work in self and group critiques. You are welcome to work in the media of your choice.

Pastel Painting – Intro

COURSE CODE ARTS1100 SECTION 41
 LEVEL Beginner
 INSTRUCTOR Margaret Ferraro
 DATE June 8 – 12, 2026
 FEES \$494.01


In this introductory pastel painting course, you will learn how to take an idea to completion. Learn to design from choosing your paper, ground colour, limited palette, expanded palette, right through to finishing your piece. There will be an introduction to pastel supplies and their many application techniques including the creation of a sample booklet of different mixing techniques. You will learn how to keep a clear palette, control values, and layer pigment to create the luminous and rich quality of pastels. Learn how to use different types of pastes in conjunction with each other including, layering, pressure, mixing colours, and blending areas. Throughout the week create landscapes, still life and florals in this fantastic medium.



NEW! Stained Glass – Beginners

COURSE CODE ARTS3011 SECTION 41
 LEVEL Beginner
 INSTRUCTOR Jessica Wisniewski
 DATE June 8 – 12, 2026
 FEES \$494.01 + material fee payable to instructor: \$75

Stained glass is a traditional art form that has made a modern comeback. It is a dynamic medium where you can create pieces that are delicate or dramatic, whimsical or practical, regardless of your artistic abilities or experience. In this beginner course basic history, design considerations, and techniques will be introduced as safe working practices and skills are developed. The material fee will cover the cost of the first two directed projects. Start with a sun catcher, using the foil method, and progress to the construction of a small panel. Then, in a relaxed environment and with individual support, choose a larger, more complex project, working at your own pace and ability. Additional materials and supplies will be available for purchase.





SATURDAY, JUNE 13

NEW! Basket Weaving – Large Towel Basket Workshop

COURSE CODE ARTS2942 SECTION 41
 LEVEL Beginner/Intermediate
 INSTRUCTOR Michelle Zikovitz
 DATE June 13, 2026
 FEES \$154.18 + material fee payable to instructor: \$35

Explore the art of basket weaving while creating a versatile reed basket suitable for storing towels, magazines, toys, and more. The finished basket measures approximately 15 x 9 x 16 inches tall. Participants may choose to incorporate hand-dyed reed in a variety of colours to personalize their piece. All materials and tools required to complete your basket will be provided.

Ink Making for Drawing and Painting

COURSE CODE ARTS2712 SECTION 41
 LEVEL All Levels
 INSTRUCTOR Liz Menard
 DATE June 13, 2026
 FEES \$154.18 + material fee payable to instructor: \$25

Learn how to make a variety of inks for drawing and painting using plants like black walnuts, acorn caps, wild fruit and buckthorn berries. You will use traditional recipes, materials and techniques, learn about binders, preservatives and storage of inks. There will be a discussion about sourcing materials, sustainable harvesting, pitfalls, successes and the fun of making ink! Everyone will make ink for themselves and share with other participants.

**Registration opens March 2
 for courses starting in June**

NEW! Leather Book Cover Workshop

COURSE CODE ARTS2943 SECTION 41
 LEVEL All Levels
 INSTRUCTOR Noelia Marziali
 DATE June 13, 2026
 FEES \$154.18 + material fee payable to instructor: \$75

Make a hand-stitched, carved and painted leather book cover for a sketchbook that will outlast you! Learn to create a template to suit any book smaller than 8x10". Discover how to design, paint and carve the leather using a uniquely developed process. You will saddle-stitch your covers to act like a sleeve, making them super strong so you can swap out sketchbooks for new ones once they are full.

NEW! Mindful Ink: A Creative Writing Journey Workshop

COURSE CODE ARTS2945 SECTION 41
 LEVEL Beginner
 INSTRUCTOR Jennifer Sharp
 DATE June 13, 2026
 FEES \$154.18

A creative writing workshop weaving self-awareness with reflective writing exercises. Infuse your narratives with authenticity, depth and a profound connection to the human experience while unlocking the intricacies of character motivation and emotion. Over the day, explore the various forms of written expression, publication, and creativity.

NEW! Photography – Learn How to Use the Camera on Your Cell Phone Workshop

COURSE CODE ARTS2944 SECTION 41
 LEVEL All Levels
 INSTRUCTOR Blake Chorley
 DATE June 13, 2026
 FEES \$494.01

The camera on your phone is capable of more than you think. In this one-day workshop, explore the features and settings of your phone's camera and learn how to use them intentionally to create strong, engaging photographs. You will look at how different tools and modes affect light, focus, and composition, and gain practical tips for improving your images in everyday situations. This hands-on session will help you shoot with more confidence and creativity, using the camera you already carry with you.



JUNE 15 – 19

NEW! Ceramics – Story Tiles

COURSE CODE ARTS2946 SECTION 41
LEVEL All Levels
INSTRUCTOR Meg Leslie
DATE June 15 – 20, 2026 (6-Day Course)
FEES \$629.82 Includes 1 bag of clay

Inspired by the natural surroundings of the Haliburton Campus, you will design and create a cohesive set of original, handmade, and hand-decorated tiles. Through guided demonstrations and hands-on practice, you will explore a variety of surface decoration techniques, including image transfer, carving, sgraffito, underglaze painting, and glazing. Emphasis will be placed on developing imagery, texture, and surface relationships that respond to the landscape while building technical confidence. By the end of the course, you will have a finished series of tiles that reflect both your personal aesthetic and an expanded understanding of ceramic surface design.

Colour Pencils

COURSE CODE ARTS1837 SECTION 41
LEVEL All Levels
INSTRUCTOR Deidre Wicks
DATE June 15 – 19, 2026
FEES \$494.01 + material fee payable to instructor: \$25

Explore the exciting realm of coloured pencils in this comprehensive course suited to all levels of drawing ability. Learn the properties, uses, and possibilities of coloured pencils and, through discussion and exploration, become familiar with various surfaces. Colour theory will be discussed as it is key to understanding attainable results. Mixing, layering and blending techniques will be demonstrated, and you will be encouraged to experiment with innovative methods. Technical instruction will address details required in the creation of realistic artwork. Instruction will include frequent demonstrations and ongoing feedback as needed.

**Courses may require tools, equipment
or materials not provided by the instructor**

Find out more about Material Lists on page 76



Mixed Media Sculptural Collage

COURSE CODE ARTS2727 SECTION 41
LEVEL All Levels
INSTRUCTOR Sara Petroff
DATE June 15 – 19, 2026
FEES \$494.01 + material fee payable to instructor: \$85

Prior experience in collage and good manual dexterity is recommended.

Create mixed media multidimensional sculptural collages from personal artifacts and ephemera. Old handwritten letters, documents, photographs and keepsakes which trigger memory can hold emotional and historical significance. Reframe your obsolete personal items into a new light. In the process, you will develop and expand essential art making skills of thinking, compositional layout, critical looking, making, and talking about visual artworks. Concepts such as colour theory and the physiological effects of colour will be covered. You will also learn how to sculpt and form papers using both wet and dry adhesion, creating dimension and life. Create sculptural collages that reframes your past and inspires your future.

These courses will run simultaneously. Please register for your appropriate level.

Glassblowing I

COURSE CODE ARTS101 SECTION 42
LEVEL Beginner
INSTRUCTOR Rob Raeside
DATE June 15 – 19, 2026
FEES \$727.21 Colour available for purchase

Discover the art of glassblowing using traditional techniques that date back 2000 years. Glass is first melted in a furnace at 2100 degrees Fahrenheit, at which time you learn how to gather the molten material on the end of a steel blowpipe to form it into vases, bowls, paperweights, goblets and sculpture. You will also have an opportunity to participate in discussions on equipment, safety, history and current trends in glass. Colour will be available for purchase in The Red Door Store.

Glassblowing II

COURSE CODE ARTS103 SECTION 42
LEVEL Intermediate/Advanced
INSTRUCTOR Rob Raeside
DATE June 15 – 19, 2026
FEES \$727.21 Colour available for purchase

Learn techniques for vessel making, including vases, bowls, goblets and stemware, as well as solid sculpture and hot bit work. There will be demonstrations of advanced colouring techniques and studio production methods. Personal project goals will be established with an emphasis on design. You will have an opportunity to participate in discussions about modern studio design and equipment construction, as well as glass as a contemporary art form.

NEW! Mosaics – Experimenting With Technique

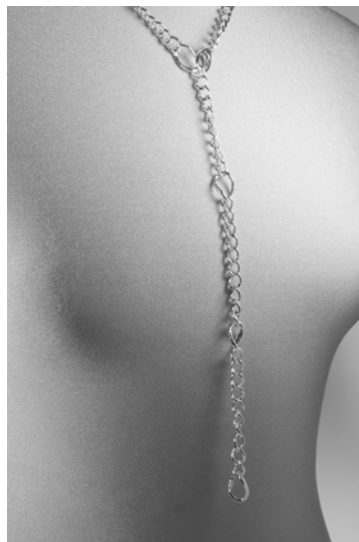
COURSE CODE ARTS2949 SECTION 41
LEVEL All Levels
INSTRUCTOR Heather Vollans
DATE June 15 – 19, 2026
FEES \$494.01 + material fee payable to instructor: \$65

Explore different mosaic techniques as you produce two or three 8x8” mosaics for indoors. Works can be connected by colour, line, shape, cuts and laying methods, or by varying background textures. Or each can stand alone. The technique possibilities are endless! Instruction includes choosing and preparing substrates, cutting a variety of materials with specialty tools, choosing the right adhesive for your work and design considerations.

Music – Blues Guitar Jumpstart: Groove, Solo and Jam!

COURSE CODE ARTS2512 SECTION 41
LEVEL Beginner/Intermediate
INSTRUCTOR Suzie Vinnick
DATE June 15 – 19, 2026
FEES \$494.01 + material fee payable to instructor: \$10

Learn the basics of blues guitar playing – blues scales, soulful strumming rhythms and grooves, incorporating space in a guitar solo, and telling a story with a guitar solo. Keep it groovy by incorporating guitar licks and turnarounds. Tips on accompanying others and jamming with the other students will also be included. The course will be blues oriented but will apply to other music styles such as singer/songwriter, rock, and country.



These courses will run simultaneously. Please register for your appropriate level.

Jewellery – Chain Making: Beginner

COURSE CODE ARTS46 SECTION 41
LEVEL Beginner
INSTRUCTOR Susan Watson Ellis
DATE June 15 – 19, 2026
FEES \$494.01 + a material fee dependant on footage of sterling silver wire

Chains – they can be delicate or heavy, traditional or modern, symmetrical or abstract. Learn to form wire and fabricate links. Once you have mastered basic jewellery making skills, you'll be encouraged to experiment with proportions, materials and linkages to create your unique designs. The material fee will vary with individual projects.

Jewellery – Chain Making: Intermediate

COURSE CODE ARTS1495 SECTION 41
LEVEL Intermediate
INSTRUCTOR Susan Watson Ellis
DATE June 15 – 19, 2026
FEES \$494.01 + a material fee dependant on footage of sterling silver wire

Expand your chain making skills to include chain designs that require soldering, such as single link designs. You will also learn to manipulate soldered links to alter their shape from round to oval or curved as well as how to flatten and forge them using hammers and steel blocks. The material fee will vary with individual projects.

Jewellery – Chain Making: Advanced

COURSE CODE ARTS1659 SECTION 41
LEVEL Advanced
INSTRUCTOR Susan Watson Ellis
DATE June 15 – 19, 2026
FEES \$494.01 + a material fee dependent on footage of sterling silver wire

Develop your chain making skills by exploring the techniques of fine chain fabrication. Link manipulation for this size of chain, element formation, and proportional considerations for your design will be addressed. The material fee will vary with individual projects.

NEW! Painting – Acrylics: From Realism to Abstraction

COURSE CODE ARTS2947 SECTION 41
LEVEL Beginner/Intermediate
INSTRUCTOR Grethe Jensen
DATE June 15 – 19, 2026
FEES \$494.01 + material fee payable to instructor

This course encourages students to loosen up and move from realistic subject matter into abstraction through guided experimentation. In a fun, supportive environment, participants explore abstract approaches to capturing the essence and emotion of a scene or subject. You'll deepen your understanding of colour, shape, and composition while experimenting with layering, mark-making, and dynamic brushwork to express both the physical and emotional qualities of the natural world. This fast-paced workshop also examines techniques used by contemporary abstract artists and invites you to apply them in your own work.

NEW! Waldorf Dollmaking: From Pocket Doll to Full Doll

COURSE CODE ARTS2948 SECTION 41
LEVEL All Levels
INSTRUCTOR Monika Aebischer
DATE June 15 – 19, 2026
FEES \$494.01 + material fee payable to instructor: \$75

Waldorf dolls are natural-fibre cloth dolls with simple features designed to spark imagination. In this five-day course, you'll begin by making a small pocket doll to learn the basics of shaping, stuffing, and working with the materials, then move on to creating a full-limbed Waldorf-inspired doll using natural sheep wool and cotton fabric. You will sculpt a needle-felted head, sew the body, explore hair-making options, and embroider facial details, with alternative methods provided for those who do not knit or crochet. Learn specialized stuffing techniques for smooth shaping and durability, then finish your doll with a simple outfit and personal touches. By the end of the week, you'll complete both a pocket doll and a larger personalized doll. Materials kits will be available from the instructor. Please bring a working sewing machine.



SATURDAY, JUNE 20

Jewellery – Reticulated Earrings Silver Workshop

COURSE CODE ARTS2853 SECTION 41
LEVEL All Levels
INSTRUCTOR Kerry Hicks
DATE June 20, 2026
FEES \$154.18 + material fee payable to instructor: \$50 – \$75 depending on the project

During this workshop, you will learn several jewellery making processes including depletion gilding, granulation and reticulation techniques. There will be a variety of materials for you to experiment with such as fine silver mesh, 10kt gold and fine silver granulation to embed within your reticulated piece of jewellery. Build on your existing jewellery skills to create unique pieces. Additional materials will be available for purchase.





JUNE 22 - 26

Ceramics - Pottery Throwing Camp - Intermediate/Advanced

COURSE CODE ARTS735 SECTION 42
 LEVEL Intermediate/Advanced
 INSTRUCTOR René Petitjean
 DATE June 22 - 26, 2026
 FEES \$588.76 Includes 3 bags of clay

This is an opportunity to really focus on increasing your throwing skills. If you've 'hit the wall' in terms of being able to throw - more efficiently, bigger pieces, more consistently, looser pots, tighter pots - you will be encouraged and challenged to learn new throwing techniques, increase throwing skills, and practice, practice, practice. Throwing is a physical skill. It requires proper technique, good tools, and proper care of your body. Through a series of demonstrations, specific exercises, class discussions, inspirational videos, and lots of wheel time, you will elevate throwing skill, as well as develop a personal practice of pot-making. A pug-mill will be available to make reclaiming clay as easy as possible. While one bisque fire may be done to ease transport of trophy pots, it is not the intent of this course to cover glazing and firing. Also included is a smoke firing and a primitive firing in a downdraft barrel kiln. Please bring 2 dry, unfired, narrow-mouthed pots. A limber sense of humour and a willingness to cut pots in half will make the course much more enjoyable.



The courses are excellent. It's just so great to have a whole week devoted to a particular topic.

- MARIA BALAGNE, STUDENT

Classical Fencing & Archery

COURSE CODE ARTS1813 SECTION 41
 LEVEL All Levels
 INSTRUCTOR Brad Sherwood
 DATE June 22 - 26, 2026
 FEES \$494.01 + material fee payable to instructor: \$40

Fencing and archery are two distinct arts that develop mental focus, physical coordination, patience, discipline and technical skill. Instruction will introduce you to both activities in a safe and enjoyable way. In the morning you'll learn the basics of fencing; footwork, blade work, techniques and rules. In the afternoon, archery will involve proper shooting technique, bow knowledge and care. Through demonstrations, coaching, games and friendly competition, you'll have the opportunity to develop appreciation for and ability in these disciplines.

Collage & Acrylic Explorations

COURSE CODE ARTS1004 SECTION 41
 LEVEL Beginner/Intermediate
 INSTRUCTOR Rose Pearson
 DATE June 22 - 26, 2026
 FEES \$494.01 + material fee payable to instructor: \$40

In this exciting process-oriented course you will learn to combine collage materials and acrylic paint as a means of personal visual expression and distinct vocabulary. With a creative spirit, you will be encouraged to explore and experiment with new techniques using oriental and tissue papers, magazines, photographs, found objects, fabric, fibres, acrylic paint and anything else that you would like to adhere to your support surface. Make your own stamp and stencil and learn how to make polymer transfers. Composition and design principles will be addressed. Personal creative expression and uniqueness will be encouraged as you benefit from individual attention as well as group dialogue.

Fibre Arts – Technique Taster Week

COURSE CODE ARTS2803 SECTION 41
LEVEL All Levels
INSTRUCTOR Yvonne Iten-Scott
DATE June 22 – 26, 2026
FEES \$494.01 + material fee payable to instructor

Five different techniques in five days. In this exciting taster week acquire various fibre skills including dry and wet felting, knitting and crochet, tapestry weaving, rug hooking and punch needle, and embroidery stitching. Learn and fuel a fibre passion. Build on your existing skills or attend as a total beginner.

NEW! Glassblowing – ABCs to Glass Hot Sculpting

COURSE CODE ARTS2951 SECTION 41
LEVEL All Levels
INSTRUCTOR Victoria Guy
DATE June 22 – 26, 2026
FEES \$727.21

This five-day course introduces the fundamentals of sculpting in the hot shop, focusing on essential techniques for creating figurative glass work. Explore design considerations, hot pick-up for simple components, surface texture development, and collaborative bit work. Instruction will also cover colour application methods for adding detail and visual depth to your sculptures. Through hands-on practice and guided demonstrations, build a strong technical foundation while developing confidence working with hot glass. You are encouraged to bring a sketchbook for planning, inspiration, and note-taking. Glass colour will be available for purchase at the campus store. This immersive course is ideal for artists looking to expand their skills in hot glass sculpting.

NEW! Jewellery – Illustrative Powder, Coating, Rivets & Tabs

COURSE CODE ARTS2950 SECTION 41
LEVEL All Levels
INSTRUCTOR Shannon Kennedy
DATE June 22 – 26, 2026
FEES \$494.01 + material fee payable to instructor: \$100

Bring vibrant colour into your jewelry work using powder coating as an alternative or complement to enamelling. In this demo-focused course, you will adapt traditional powder coating techniques for the jeweller's studio by sifting powder onto metal and curing it in a toaster oven. Learn how to build durable, layered surfaces without over-baking, then add imagery and pattern using coloured pencils, graphite, markers, and micron pens. The workshop concludes with tab setting and riveting techniques to turn your finished components into a pair of earrings or a brooch. Basic jewelry skills are helpful but not required.

Landscape Painting in Oil – Contemporary Impressionism

COURSE CODE ARTS2544 SECTION 41
LEVEL Beginner/Intermediate
INSTRUCTOR Luke Despatie
DATE June 22 – 26, 2026
FEES \$494.01 + material fee payable to instructor

Instruction will cover the fundamentals of landscape painting as well as more advanced techniques required to create contemporary expressive works. The basics of materials, techniques, and approaches, while working in the studio and en plein air will be discussed. Capture fleeting light, atmosphere, and movement of everyday scenes that might otherwise be taken for granted.



Mosaics – Small Concrete Spheres for the Garden

COURSE CODE ARTS2618 SECTION 41
LEVEL All Levels
INSTRUCTOR Heather Vollans
DATE June 22 – 26, 2026
FEES \$494.01 + material fee payable to instructor: \$65

Using a Styrofoam base, prepare three various sized spheres for the garden. With multiple layers of fibreglass, mesh, sand and cement you will have the opportunity to mosaic your spheres using stone. Other instruction will include what materials and products are suitable for outdoors in Canada and how to prepare bases for longevity. This is a process-based course where you will prepare your three spheres simultaneously, allowing curing time between layers.

Music – Guitar: Secrets of Fingerstyle

COURSE CODE ARTS2779 SECTION 41
LEVEL Intermediate
INSTRUCTOR Joel Saunders
DATE June 22 – 26, 2026
FEES \$494.01

During this course, you will be introduced to several techniques and musical subjects pertaining to fingerstyle guitar. Using a theory-based approach, you will break down the harmonic, rhythmic and melodic elements of fingerstyle guitar. Armed with this knowledge, you will implement practice techniques to learn new songs and spur creative exploration in the form of musical composition and expression. TAB reading is introduced at the start of the course, but prior familiarity is helpful.

Sculpture – Wire

COURSE CODE ARTS269 SECTION 41
LEVEL All Levels
INSTRUCTOR Charles O'Neil
DATE June 22 – 26, 2026
FEES \$494.01 + material fee payable to instructor

This course requires extensive use of hand tools (wire cutters, pliers).

Wire sculpture is an exciting, expressive art form that can be functional, decorative or both. Instruction introduces the aesthetics, materials, tools and techniques used in the creation of wire sculptures. You will then be encouraged to design and create an original, small-scale piece.



SATURDAY, JUNE 27

NEW! Botanical Gelli Plate Bonanza Workshop

COURSE CODE ARTS2955 SECTION 41
 LEVEL Beginner
 INSTRUCTOR Tracey Lee Green
 DATE June 27, 2026
 FEES \$154.18 + optional material fee payable to instructor for specialty pack: \$8

Spend a vibrant day exploring Gelli printing with foraged botanicals. You will learn how to transform leaves and flowers into expressive monoprints and distinctive collage papers while developing a range of versatile techniques. Through guided experimentation, you will explore layering, texture, and mark making to create dynamic printed surfaces suitable for use on their own or in mixed media work. This workshop encourages play and discovery, offering plenty of inspiration and practical skills you can continue to use at home. You will leave energized, full of ideas, and confident in applying these techniques to your own creative practice.

NEW! Ceramics – Multiple Surface Techniques Workshop

COURSE CODE ARTS2952 SECTION 41
 LEVEL All Levels
 INSTRUCTOR Stephanie Park
 DATE June 27, 2026
 FEES \$185.82 Includes 1 bag of clay + material fee payable to instructor: \$5

Get ready to play, experiment, and discover your own creative voice. In this lively workshop, dive into a mix of surface decoration techniques working on instructor provided tiles. Try underglaze painting, sgraffito, mishima, slip trailing, incising, stamping, resist methods, and so much more. Through demos and hands-on exploration, you will build a vibrant collection of sample tiles and uncover the colors, textures, and patterns that make your ceramic style uniquely yours.

Want to register online?

See page 76 for step-by-step instructions



Fibre Arts – Intro to Tapestry Workshop

COURSE CODE ARTS2806 SECTION 41
 LEVEL All Levels
 INSTRUCTOR Yvonne Iten-Scott
 DATE June 27, 2026
 FEES \$154.18 + material fee payable to instructor: \$40

In this introduction to woven tapestry, you will learn how to warp a small hand-held loom. Weave a weft of wonderful fibres to create your own wall art. The loom is yours to take home after the workshop to continue your textile art journey.

NEW! Jewellery – Precious Metal Clay Sterling Silver Stack Ring Workshop

COURSE CODE ARTS2953 SECTION 41
 LEVEL All Levels
 INSTRUCTOR Shannon Kennedy
 DATE June 27, 2026
 FEES \$154.18 + material fee payable to instructor: \$105

Learn the basics of working with Precious Metal Clay (PMC), and combining it with traditional metalsmithing to create two stacker rings. In this workshop you will learn techniques including using ready made stamps, torch firing both PMC and sterling silver, soldering PMC and silver, and finishing. No experience necessary.

NEW! Writing – Blueprint for a Book Workshop

COURSE CODE ARTS2954 SECTION 41
 LEVEL All Levels
 INSTRUCTOR Carol Teal
 DATE June 27, 2026
 FEES \$154.18

This course is designed to help you turn an idea into a clear, workable plan for your book. Whether you're writing fiction or memoir, you will develop a strong foundation that supports your project from beginning to end. You will clarify the purpose of your book, identify your characters and what they want, and define the central conflict. Through guided exercises, map out key plot points, timeline and genre, and explore who your ideal reader is and how to keep them engaged and turning pages. By the end of the day, leave with a complete blueprint for your book—one that gives you direction, confidence and momentum to move from an initial idea to a finished manuscript.

JUNE 29 – JULY 3

NEW! Ceramics – Teapots for the Daily Brew

COURSE CODE ARTS2958 SECTION 41
LEVEL Intermediate/Advanced
INSTRUCTOR Stephanie Park
DATE June 29 – July 4, 2026 (6-Day Course)
FEES \$629.82 Includes 1 bag of clay

This ceramics course invites you to explore the art of making functional forms inspired by the global culture of caffeine. From elegant teapots to sleek coffee pour-overs and sculptural matcha bowls, develop your wheel-throwing and hand-building skills while tackling the design challenges of spouts, lids, handles, and strainers. Expect playful problem-solving, exploration in surface decoration, and glazing techniques with plenty of tea and coffee talk along the way.

NEW! Fibre Arts – Stitch the Earth

COURSE CODE ARTS2956 SECTION 41
LEVEL Beginner/Intermediate
INSTRUCTOR Sandi Luck
DATE June 29 – July 3, 2026
FEES \$494.01 + material fee payable to instructor

Explore the colours of the land through painting, printing and stitching with nature using minerals and clays to colour fibre. Discover how earth pigments have been used for centuries to colour textiles, ceramics, and artworks, from cave paintings to contemporary design. Learn the recipes to apply natural colour to fibres. Experiment with natural earth pigments on linen and cotton fabrics, including colour from locally sourced clay dyes. You will construct an art piece by painting, printing, and assemblage, learning how to embellish with basic and decorative stitches, raw-edge appliqué, and layering using a variety of threads you have nature dyed. You are encouraged to bring your own natural fabric and threads such as linen and cotton if you wish to incorporate personal textiles into the process. The use of up-cycled materials is encouraged.

NEW! Glassblowing – From Concept to Form Advanced Glass Design

COURSE CODE ARTS2959 SECTION 41
LEVEL Intermediate/Advanced
INSTRUCTOR Silvia Taylor
DATE June 29 – July 3, 2026
FEES \$727.21 Colour available for purchase

This course offers experienced glassblowers the opportunity to bring long-considered ideas and personal projects to life. You will refine designs, troubleshoot technical challenges, and expand your vocabulary of form in the hot shop. The class is project-based and design-focused, allowing you to pursue individual goals—whether functional vessels such as low bowls, specific colour applications, or more experimental sculptural work. You will receive one-on-one support to strengthen both conceptual development and technical execution. You should be confident working independently and prepared to bring sketches, concepts, or project ideas to explore. By the end of the course, you will have advanced your design skills, strengthened technical control, and produced finished works that reflect your personal vision.

Jewellery

COURSE CODE ARTS117 SECTION 41
LEVEL Beginner
INSTRUCTOR Kerry Hicks
DATE June 29 – July 3, 2026
FEES \$494.01 + material fee payable to instructor: \$90+

Impactful jewellery can be made using simple techniques. As a beginner, you will be introduced to basic hand fabrication techniques and encouraged to use them creatively while working with sterling silver and other materials. Through a series of carefully designed projects, you'll learn these methods and build a personal collection of jewellery to take home with you. If you are working at a more experienced level, you will have an opportunity to explore new ideas, including surface decoration and more complex forms, as well as practice your skills and work on your own projects with the guidance of the instructor. The work of current jewellery artists will be referenced and an information session dealing with supplies, sources and pricing will be held. You are welcome to bring your own materials and tools, but supplies including semi precious beads and stones will be available for purchase from the instructor.



**See page 79 for information about our
50/50 Draw and Weekly Silent Auctions**

Kids' Art Camp – Wild About Clay

COURSE CODE ARTS2668 SECTION 41
 LEVEL All Levels
 INSTRUCTOR Isabel Neveu-Geene
 DATE June 29 – July 3, 2026
 FEES \$343.53 Clay included + material fee payable to instructor: \$15

Have fun making your own hand-built, one-of-a-kind master-pieces with clay. Explore a variety of hand building techniques such as pinching, coiling, and slab work as you create a variety of projects. With the wilds as inspiration, find natural objects to press into clay and create a sculpture of your favourite animal. It's all about the joy and discovery of creating!

NEW! Music – Find Your Voice Intensive

COURSE CODE ARTS2960 SECTION 41
 LEVEL All Levels
 INSTRUCTOR Lizzy Clarke
 DATE June 29 – July 3, 2026
 FEES \$494.01

Develop a strong, confident singing voice for contemporary music styles such as pop, rock, jazz, and R&B. This course offers an in-depth exploration of modern vocal technique through guided warm-ups, targeted exercises, and practical application. Participants will work to build vocal power, flexibility, and emotional expression while gaining greater control and consistency across their range. Instruction focuses on healthy voice production, breath support, resonance, articulation, and vocal care, with attention given to stylistic choices unique to modern genres. Singers will apply these techniques to contemporary repertoire, building both technical skill and performance readiness. By the end of the course, participants will have strengthened their vocal technique, expanded their expressive range, and gained the confidence needed to perform contemporary music with authenticity and ease.



Painting – Encaustic Mixed Media & Collage


COURSE CODE ARTS1488 SECTION 41
 LEVEL All Levels
 INSTRUCTOR Susan Fisher
 DATE June 29 – July 3, 2026
 FEES \$494.01 + material fee payable to instructor: \$150

Encaustic, an ancient beeswax-based technique, is currently embraced by contemporary mixed media artists. Learn how to integrate encaustic techniques into your mixed media work from textile to found sculpture, from ceramic to paper, or beyond.

NEW! Painting – Monochromatic Portraits Made Easy with Acrylic Photo Transfers

COURSE CODE ARTS2957 SECTION 41
 LEVEL All Levels
 INSTRUCTOR Nancy Falconi
 DATE June 29 – July 3, 2026
 FEES \$494.01 + material fee payable to instructor: \$25

Discover how light can transform the mood and emotional impact of a portrait. Working from in-class photography taken on your cell phone, create striking black-and-white images using three natural light techniques, each offering a distinct atmosphere. These photographs will be transferred to acrylic using an accessible photo-transfer method, eliminating the need for advanced drawing skills and allowing you to focus on expressive painting. Using a limited monochromatic palette, explore glazing, layering, and brushwork to build depth, drama, and nuance. With guided instruction and creative freedom, complete three finished portraits that reveal the powerful role of light in visual storytelling. This course builds technical skill while inspiring fresh approaches to portraiture.





Writing Memoirs

COURSE CODE ARTS556 SECTION 41
 LEVEL All Levels
 INSTRUCTOR Carol Teal
 DATE June 29 – July 3, 2026
 FEES \$494.01

Telling stories from life and memories, this creative writing course will focus on memoirs. Each day there will be discussions on different aspects of writing including themes, how to structure memoirs and engage readers. There will be daily time for writing your stories from memory or as elicited by prompts. Share some of your fresh writing with the class and give and receive feedback on what is strong and working in your writing. Develop your craft using writing exercises and prompts that will target specific writing skills.

Stone Carving Techniques

COURSE CODE ARTS2894 SECTION 41
 LEVEL All Levels
 INSTRUCTOR Jordan Clements
 DATE June 29 – July 3, 2026
 FEES \$494.01 + material fee payable to instructor:
 \$50 – \$175

Beginners will be guided through the fundamentals of reductive sculpting and three-dimensional thinking with hands-on carving techniques using a variety of tools and insights into stone-carving traditions. During the course, you will explore essential topics such as safe studio practices and sourcing materials and tools, making it an excellent foundation for anyone interested in mastering the craft of stone sculpture.

Youth Camp – Archery & Fencing

COURSE CODE ARTS1522 SECTION 41
 LEVEL All Levels
 INSTRUCTOR Brad Sherwood
 DATE June 29 – July 3, 2026
 FEES \$328.75 + material fee payable to instructor: \$40

The ability to lift 25 lbs is required to be able to draw the bowstring.

Fencing and archery are two distinct arts that develop mental focus, physical coordination, patience, discipline and technical skill. This course will introduce you to both activities in a safe and enjoyable way. In the morning you will learn basics of fencing – footwork, techniques and rules. In the afternoon, archery will involve proper shooting technique, bow knowledge and care. Through demonstrations, coaching, games and friendly competition, you will have the opportunity to develop an appreciation and ability in these disciplines.



SUMMER 2026

Registration opens March 2 for Spring and Summer courses.



SUMMER 2026

SATURDAY, JULY 4

Glassblowing - Intro Workshop

COURSE CODE ARTS466 SECTION 41
LEVEL Beginner
INSTRUCTOR Becky Lauzon
DATE July 4, 2026
FEES \$289.91 Colour available for purchase

Discover the excitement of hot glasswork and create fascinating paperweights using traditional tools and techniques dating back 2000 years. These methods are still used today by the world's leading vessel makers and glass sculptors. Glass is first melted in a furnace to 2100°F upon which time you will then learn how to gather the molten material on the end of a steel blowpipe to form it into a one-of-a-kind paperweight. Safe practices will be continually emphasized throughout the workshop.

NEW! Intro to Egyptian Bellydance Workshop

COURSE CODE ARTS2961 SECTION 41
LEVEL All Levels
INSTRUCTOR Victoria Kramkowski
DATE July 4, 2026
FEES \$154.18

This workshop will introduce both new and experienced dancers to the beautiful art of Egyptian Bellydance. Students will learn basic posture, positions and iconic movements including wrist twists, shoulder rolls, undulations, shimmies and more. These movements will be put together into a choreography to solidify learnings, as well provide an opportunity for student performances for those who are interested. Students will also learn the history and cultural context of Egyptian Bellydance, as well as other regional types of Bellydance, and how this dance form has, and continues to, evolve.

Jewellery - Chain Bracelet Workshop

COURSE CODE ARTS1677 SECTION 41
LEVEL Beginner/Intermediate
INSTRUCTOR Susan Watson Ellis
DATE July 4, 2026
FEES \$154.18 + material fee payable to instructor: \$110

Learn to form, saw and connect silver links to construct a multiple link bracelet such as the King's Chain, Parallel Chain, or Chain Mail. Sterling silver will be available for purchase from the instructor, or you may bring 10 to 12 feet of 1mm, 1/2 hard sterling silver wire and a sterling lobster clasp.

Music in the Air! Improv Singing Workshop

COURSE CODE ARTS2734 SECTION 41
LEVEL Intermediate
INSTRUCTOR Jane Lewis
DATE July 4, 2026
FEES \$154.18

Take a deep dive into improvisational singing and experience the thrill of creating spontaneous music. Explore different ways to create vocal music individually and as a group, based mainly on Vocal River exercises created by Rhiannon, as well as Circle Singing by Bobby McFerrin. You will work on inventing melody as well as adding harmony and syncopated parts. The day will involve musical creativity, deep listening, collaboration, blending voices, stretching your comfort zones, and supporting one another. The main requirement is being able to match pitch at least relatively well, and that you are comfortable sharing your voice in a group (since there will be times when your voice will be heard alone). If this is pushing your comfort zone, but you want to work on it, that's great too. Feel free to contact the instructor if you're not sure this is a fit for you.

Painting – Encaustic & Photo Transfer Workshop

COURSE CODE ARTS1780 SECTION 41
LEVEL All Levels
INSTRUCTOR Susan Fisher
DATE July 4, 2026
FEES \$154.18 + material fee payable to instructor: \$50

Explore techniques that will enable you to combine photographic images with encaustic painting. Gain proficiency with photo transferring, collaging photo images, and the basic techniques of encaustic painting. The creative options are virtually endless. Experience with encaustic or painting in general is not necessary to enjoy this workshop.

Watercolour Effects with Acrylics Workshop

COURSE CODE ARTS2678 SECTION 41
LEVEL All Levels
INSTRUCTOR Tracey Lee Green
DATE July 4, 2026
FEES \$154.18 + material fee payable to instructor: \$25

Investigate traditional watercolour techniques and how they can be translated into the convenience of acrylic paints. Delve into paint transparency, colour theory, value and water vs mediums with discussions on the benefits of canvas, and board vs papers. You will have an opportunity to try different supports and can paint any subject matter you like. The result will be creative, organic and flowing paintings that can be framed. Paint, pallets, papers and canvas will be supplied.



**See page 79 for information about our
50/50 Draw and Weekly Silent Auctions**



JULY 6 – 10

NEW! Acrylics – Paint a Luminous Seascape

COURSE CODE ARTS2962 SECTION 41
LEVEL All Levels
INSTRUCTOR Christine Stewart
DATE July 6 – 10, 2026
FEES \$494.01 + material fee payable to instructor

Dive into the exciting process of painting water. In this course you will be guided in techniques to paint the movement, light and transparency of water, from lakes to ocean waves. Explore composition, colour mixing, value, and techniques for blending and layering, while being encouraged to experiment with your personal creative expression. Work from provided references or use your own. This will be a safe space for beginners with some painting experience, and seasoned artists wanting a gentle push outside of their comfort zone to paint realistic water.

Ceramics – Pottery for Beginners

COURSE CODE ARTS175 SECTION 41
LEVEL Beginner
INSTRUCTOR Stephanie Park
DATE July 6 – 11, 2026 (6-Day Course)
FEES \$629.82 Includes 1 bag of clay

This course will include demonstrations on cylinders, bowls, plates, glaze techniques and the firing process. The development of your personal style and the encouragement of artistic license will prevail. One bisque and one glaze fire will be accomplished during the course. Should you be inspired and enthusiastic upon completion of this course, you would be capable of taking Pottery II.

Glassblowing I

COURSE CODE ARTS101 SECTION 43
LEVEL Beginner
INSTRUCTOR Steph Krul
DATE July 6 – 10, 2026
FEES \$727.21 Colour available for purchase.

Discover the art of glassblowing using traditional techniques that date back 2000 years. Glass is first melted in a furnace at 2100 degrees Fahrenheit, at which time you learn how to gather the molten material on the end of a steel blowpipe to form it into vases, bowls, paperweights, goblets and sculpture. You will also have an opportunity to participate in discussions on equipment, safety, history and current trends in glass. Colour will be available for purchase in The Red Door Store.

Jewellery – Textile Techniques in Metal

COURSE CODE ARTS2848 SECTION 41
 LEVEL All Levels
 INSTRUCTOR Dianne Karg Baron
 DATE July 6 – 10, 2026
 FEES \$494.01 + material fee payable to instructor: \$100

Explore using traditional and historical fibre and textile techniques such as crochet, knitting, and weaving to create jewellery. Using basic tools and metal wire, you will create a collection of finished pieces that you can imbue with your personal style and wear with pride! Materials and tools kit will be available for purchase from the instructor.

NEW! Kids' Art Camp – Let's Make Some Noise

COURSE CODE ARTS2964 SECTION 41
 LEVEL All Levels
 INSTRUCTOR Toni Caldarone
 DATE July 6 – 10, 2026
 FEES \$328.58 + material fee payable to instructor: \$20

Let your inner musician come out to play during a full week of creating artful, sound-filled objects. You will make hand-painted rain sticks that truly sound like falling rain, embellished maracas, jingle wands, noisy bangers, and more. Get into the rhythm as you make new friends—or come with your own—and enjoy a creative, music-filled week. You will head home with a collection of one-of-a-kind instruments to share with family and friends, and maybe even form your own little band.



Landscapes: Real, Imagined & Altered

COURSE CODE ARTS2285 SECTION 41
 LEVEL Intermediate/Advanced
 INSTRUCTOR Kat Honey
 DATE July 6 – 10, 2026
 FEES \$494.01 + material fee payable to instructor


Well known or never before seen, real or imagined, fact or fiction – place has an endless capacity to speak to artists, inspiring attempts to capture and express what it is that's moving, intriguing, and haunting. Designed to move past simply capturing the scene, this course begins with individual artistic field research, honing your observational skills. Back in the studio, you will be challenged to interpret and transform and your findings in increasingly expressive and conceptual ways, expanding into guided but self-directed exploration of personal ideas. Instruction will provide some structure and support, combined with lots of creative latitude as you explore new artistic territory.

Portraiture, Drawing & Watercolour Painting

COURSE CODE ARTS1834 SECTION 41
 LEVEL All Levels
 INSTRUCTOR Marta Scythes
 DATE July 6 – 10, 2026
 FEES \$494.01 + material fee payable to instructor

Learn the underlying anatomical structures that make up the human face, head and neck before studying individual facial features in detail. Preliminary seeing exercises will be introduced to achieve likeness of character and capture the essence of an individual. Geometric analysis will be used to understand placement and proportion. Techniques and processes will be demonstrated and applied to accurately depict shapes and planes that form the head and face in various lighting scenarios. Composition, colour theory and simple perspective will be addressed as they apply to portraiture. Different models will be studied for comparative analysis. Instruction will include ongoing feedback, as requested. The course is designed to impart a fundamental knowledge of portraiture and to develop skills and confidence, enabling you to continue to pursue this discipline.

**See page 76 for more information
about your registration options**



Printmaking – Relief Intensive

COURSE CODE ARTS2841 SECTION 41
 LEVEL All Levels
 INSTRUCTOR Liz Menard
 DATE July 6 – 10, 2026
 FEES \$494.01 + material fee payable to instructor: \$45

Spend a week learning the oldest, most accessible printmaking technique – Relief Printmaking! After learning about mark-making and carving techniques, printmaking papers and inks, create and print your own unique designs using a soft, easy to carve block. Explore multicoloured relief printmaking using ink rollups, chine collé and hand colouring. Learn Reduction Printmaking – a fabulous four colour separation technique enabling you to create limited edition multicoloured prints from a single block. Using water wash-up printmaking inks on Japanese and Western papers, you will print your work by hand and on an intaglio printing press! Demonstrations, discussions about composition, design, imagery and tips on where to buy supplies will round out this exciting week!

Printmaking Without a Press: Gel Plate Monoprints

COURSE CODE ARTS2589 SECTION 41
LEVEL All Levels
INSTRUCTOR Kim-Lee Kho
DATE July 6 – 10, 2026
FEES \$494.01 + material fee payable to instructor: \$80

Squishy, transparent and flexible, gel plates are fun even before you start printing! They're easy-to-use yet capable tools for sophisticated artistic thinking. Instruction will cover the basics and move into a variety of creative approaches from shape and texture, to botanicals, to masking, mark-making, as well as layered approaches, incorporating design and colour theory. Throughout the course you will add to your personal artist book project which will serve as a memento of what you have tried and learned.

NEW! Woodworking – Post-and-Rung Counter Stool

COURSE CODE ARTS2963 SECTION 41
LEVEL All Levels
INSTRUCTOR Hugh Cotton
DATE July 6 – 10, 2026
FEES \$494.01 + material fee payable to instructor: \$150

Make a counter stool from a tree in this hands-on course introducing the fundamentals of greenwood post-and-rung chairmaking—without the more advanced chair back. Starting with sections of red oak logs, learn to split and shave the necessary components using traditional hand tools. You will assemble your stool using wet/dry joinery, where dry rungs expand inside wetter posts to create strong, long-lasting joints. The course concludes with a beeswax finish and a handwoven shaker tape seat. Using tools such as a froe, drawknife, spoke-shave, and shavehorse, you'll leave with a beautiful, functional piece of furniture and a solid understanding of this traditional woodworking practice.

Youth/Teen Movie Making

COURSE CODE ARTS1825 SECTION 41
LEVEL All Levels
INSTRUCTOR Rowan Tofflemire
DATE July 6 – 10, 2026
FEES \$328.75 + material fee payable to instructor: \$5

Learn how to tell and show a great video story. From writing a script, creating a storyboard and shot list, using a video camera, and digitally editing your movie, you'll produce a short movie that will be screened at the Friday afternoon Film Festival. The final product will be a USB stick collection of the movies. Previous experience is not required, and all equipment will be provided. Many videos from past courses have been finalists at the Toronto International Children's Film Festival. You will create a character profile movie as well as work on a team story. No use of profanity or violence will be allowed.

OPENING DATES FOR REGISTRATION

Register early to secure your spot!

March and April start dates... Open now
Spring and Summer (May to August)... March 2
OHS Spinning Levels II and V... June 1
Fall (September – December)... July 2
Winter (January – February 2027)... Dec 1

SATURDAY, JULY 11

NEW! Basketry – Double Wine Basket Workshop

COURSE CODE ARTS2965 SECTION 41
LEVEL Intermediate
INSTRUCTOR Michelle Zikovitz
DATE July 11, 2026
FEES \$154.18 + material fee payable to instructor: \$30

Create a handled double wine basket with a central divider in this basketry workshop. Some previous basket weaving experience is recommended. The finished basket measures approximately 5 × 12 × 14 inches and can be used to hold wine bottles, oils, or cooking utensils. You may choose to accent your basket with hand-dyed coloured reed or keep a neutral palette. All materials and tools are provided.

Jewellery – Sterling Silver Spinner Ring Workshop

COURSE CODE ARTS2476 SECTION 41
LEVEL All Levels
INSTRUCTOR Shannon Kennedy
DATE July 11, 2026
FEES \$154.18 + material fee payable to instructor: \$105

Design and create a unique sterling silver spinner ring. Learn how to measure, anneal, saw, texture, form, polish, and patina, producing a beautiful ring band with individual bands that spin and move within the shank. You will be working with sterling silver, copper and brass. No previous experience is needed.

NEW! Painting – One Face, One Colour Workshop

COURSE CODE ARTS2966 SECTION 41
LEVEL Beginner/Intermediate
INSTRUCTOR Harvey Walker
DATE July 11, 2026
FEES \$154.18 + material fee payable to instructor

Many painters avoid portrait work, but this one-day workshop is designed to help you approach it with confidence. Explore why faces can be challenging to draw and learn how to truly see what's in front of you. Through eight practical techniques, you will build a versatile toolkit that can be applied not only to portraiture, but to any subject you choose to tackle next. This is not an anatomy class; instead, it offers a relaxed, stress-free opportunity to practice creating a portrait of your choice using a black-and-white reference photo, with guidance that supports observation, experimentation, and personal expression.





JULY 13 - 17

Ceramics - Raku

COURSE CODE ARTS2689 SECTION 41
 LEVEL Advanced
 INSTRUCTOR Lisa Skog
 DATE July 13 - 18, 2026 (6-Day Course)
 FEES \$624.53 Includes glazing material + material fee payable to instructor: \$10

This professional development course is a challenging exploration of the technical aspects of various Raku effects. Topics will be systematically studied, and results evaluated so that successful outcomes can be obtained at will. There will be a thorough study of effective firing and post-firing reduction techniques. These techniques will form the basis of obtaining successful results with glaze, Naked Raku/Shadow Crackle, Obvara and horsehair firings. Participants will also explore resist techniques, image transfer, texture, the use of stains and oxides and post firing enhancements to refine their pieces. There will be daily firings and, time permitting, Raku kiln design will be addressed.

Collage - New Directions

COURSE CODE ARTS2631 SECTION 41
 LEVEL Intermediate/Advanced
 INSTRUCTOR Kat Honey
 DATE July 13 - 17, 2026
 FEES \$494.01 + material fee payable to instructor: \$20

Living in an image-saturated world you see more images in one day than a medieval person saw in their lifetime. As artists, we process our outer (and inner) worlds and explore and invent new possibilities with what we find. Collage is the perfect contemporary medium: you can mine this rich world of images, colours, textures, patterns, ideas, aesthetics - reconfiguring, re-combining, and remixing your way into your own creative expressions! Each day will begin with a short class exercise and include some inspiring masterwork examples by leading collage artists. There will be a daily focus that you are free to engage with a little or a lot. Plenty of group discussion and one-on-one feedback will support you as you explore your own collage ideas and explorations. It's the perfect blend of inspiration, structure, support and freedom!



These courses will run simultaneously. Please register for your appropriate level.

Glassblowing I

COURSE CODE ARTS101 SECTION 44
 LEVEL Beginner
 INSTRUCTOR Ian Milligan
 DATE July 13 - 17, 2026
 FEES \$727.21

Discover the art of glassblowing using traditional techniques that date back 2000 years. Glass is first melted in a furnace at 2100 degrees Fahrenheit, at which time you learn how to gather the molten material on the end of a steel blowpipe to form it into vases, bowls, paperweights, goblets and sculpture. You will also have an opportunity to participate in discussions on equipment, safety, history and current trends in glass. Colour will be available for purchase in The Red Door Store.

Glassblowing II

COURSE CODE ARTS103 SECTION 43
 LEVEL Intermediate/Advanced
 INSTRUCTOR Ian Milligan
 DATE July 13 - 17, 2026
 FEES \$727.21

Instruction will focus on advanced hot forming and decorating techniques. Learn techniques for vessel making, including vases, bowls, goblets and stemware, as well as solid sculpture and hot bit work. There will be demonstrations of advanced colouring techniques and studio production methods. Personal project goals will be established with an emphasis on design. You will have an opportunity to participate in discussions about modern studio design and equipment construction, as well as glass as a contemporary art form. Colour will be available for purchase in The Red Door Store.

Not sure what skill level is required?

See page 77 for more information

Jewellery Casting

COURSE CODE ARTS119 SECTION 41
LEVEL All Levels
INSTRUCTOR Shannon Kennedy
DATE July 13 – 17, 2026
FEES \$494.01 + material fee payable to instructor: \$65

Using the ancient lost wax casting process to make jewellery opens the door to a fascinating world where an almost unlimited variety of three-dimensional forms and textures can be created. The tiniest details, textures and forms will be faithfully reproduced. Learn how virtually anyone with a shoebox of tools can do this at home! You will work on several pieces with emphasis placed on appropriate design for the methods, quality of workmanship and finishing techniques.

NEW! Kids' Art Camp – Sticks, Stones & More

COURSE CODE ARTS2967 SECTION 41
LEVEL All Levels
INSTRUCTOR Toni Caldarone
DATE July 13 – 17, 2026
FEES \$328.58 + material fee payable to instructor: \$20

Come join this artistically-charged week of making beautiful creations using sticks, stones, wood, recycled materials, wire, and so much more. Make unique, large-scale animals, decorative wall-hanging masks, driftwood art, and so much more. Your imagination is your only limit as you create your one-of-a-kind works of art. Join the fun with your friends and enjoy the amazing creations you will be taking home.



NEW! Music – Ukulele

COURSE CODE ARTS3010 SECTION 41
LEVEL Intermediate/Advanced
INSTRUCTOR Cynthia Kinnunen
DATE July 13 – 17, 2026
FEES \$494.01 + material fee payable to instructor: \$40

Minimum requirements: You'll need to know how to tune your instrument and play a dozen basic ukulele chords. Being able to read music is an asset but not essential.

This is a unique opportunity to develop your ukulele skills in an ensemble setting. Together we will explore a wide variety of music with arrangements that feature easy and more challenging parts to accommodate a range of playing experience. Whether you have had some previous experience playing in a ukulele ensemble, or you are entirely new to the concept, there will be a part for you. You'll learn sectional parts, refine details, and work with the entire ensemble to bring all of the parts together. The goal is to prepare and perform an end-of-week concert for the enjoyment of the summer school community. You will be using written scores or tablature, playing simple melodic lines, harmony parts and strumming or plucking some parts. Singing is encouraged but not required. You are required to bring a ukulele in good working order. Arrangements are for ukuleles in C tuning. (Low G preferred but not mandatory).

Painting – Composition & Colour

COURSE CODE ARTS1326 SECTION 41
LEVEL All Levels
INSTRUCTOR Janine Marson
DATE July 13 – 17, 2026
FEES \$494.01 + material fee payable to instructor: \$40

Beginner-level instruction will be provided for basic skills while more advanced users can work on more complex projects with instructor assistance. Learn about the elements and principles of design and how to utilize them in constructing good compositions. Discover how to establish value patterning and determine the key of your paintings. Colour theory will be explored through exercises designed to strengthen your observation skills to identify subtle nuances of colour in hue, value, and chroma. Value and colour are inseparable when learning to mix colour accurately. Landscape or nature-based subject matter can span from semi-abstract to representational, to more realist in approach. You can work in the media of your choice – oils, acrylics in heavy body, fluid or high flow, watercolour or pastels. Constructive one-on-one guidance and critiques, group discussion, and demonstrations will establish a sound knowledge in the working methods of these mediums.

Printmaking – Impasto Waterbase

COURSE CODE ARTS181 SECTION 41
 LEVEL All Levels
 INSTRUCTOR Stephanie Rayner
 DATE July 13 – 17, 2026
 FEES \$494.01 + material fee payable to instructor: \$50

This course offers a completely different approach to the compelling beauty of watercolour monoprints. 'Impasto' means to layer, and it is this thick application of pigments and the manipulation of the different colours in layers that gives these prints the rich textured look of oils along with a wide range of unique options for the realization of an image, unlike any other medium. You will learn how to use the etching press, the impasto process for plate and paper preparation, the correct way to sign and number your prints, how to do these prints at home without a press and approximately six different exciting approaches to impasto monoprinting. As with Watercolour Monotype, you need not have previous experience with printmaking or watercolour to achieve beautiful results. If you have previously taken Printmaking-Watercolour Monotype, please bring your plates from that class.

Watercolour Painting for Absolute Beginners

COURSE CODE ARTS2835 SECTION 41
 LEVEL Beginner
 INSTRUCTOR Nancy Newman
 DATE July 13 – 17, 2026
 FEES \$494.01 + material fee payable to instructor: \$50

Time to try something new? Dive into watercolours with this course specifically designed for absolute beginners. Learn the basics from a professional teacher and watercolourist. Unlock the mystery of brush strokes, mark-making, colour mixing and composition through a series of exercises and simple paintings. Build your skills and confidence as you follow step-by-step demonstrations. Prepare for a fun-filled adventure in the world of watercolour.

NEW! Woodworking – Beautiful Memory Box

COURSE CODE ARTS2968 SECTION 41
 LEVEL All Levels
 INSTRUCTOR Steven Der-Garabedian
 DATE July 13 – 17, 2026
 FEES \$494.01 + material fee payable to instructor: \$125

A beautifully crafted box is a perfect place to store your treasures. In this five-day course, create a veneered-top memory box designed to be both functional and meaningful. You will begin by learning how to veneer the lid, then move on to constructing simple, strong corner joinery. The interior is where you'll customize your box to suit your needs and preferences. Enjoy a rewarding week in the woodshop while developing practical woodworking skills and creating a piece you will cherish for years to come.

Youth Art Camp – Theatre & Improv

COURSE CODE ARTS2836 SECTION 41
 LEVEL All Levels
 INSTRUCTOR Gavin North
 DATE July 13 – 17, 2026
 FEES \$328.75 + material fee payable to instructor: \$15

More theatre, less drama! Bring your most dramatic self and enjoy a fun week of theatre games, songs, mask work, improv, movement, scenes and performances. Each day will start with drama games and vocal warm-ups. At the end of the week, you will share what was created with an invited audience.

**Registration opens March 2
for courses starting in July**



SATURDAY, JULY 18

Acrylics – Start Painting Workshop

COURSE CODE ARTS2847 SECTION 41
 LEVEL Beginner
 INSTRUCTOR Grethe Jensen
 DATE July 18, 2026
 FEES \$154.18 + material fee payable to instructor: \$50

Have you been thinking about learning to paint, but not sure how to get started? Acrylic paints are the ideal learning medium: when things do not work out, you simply paint over it! Complete three to four different pieces, from landscape to abstract and anything else that you choose to try. You will learn about selecting and mixing paints while working on assorted surfaces and playing with various tools. Build your knowledge and confidence, get inspired to start painting independently. All paints, tools and surfaces are provided for you.

NEW! Drawing – Botanical & Watercolour Workshop

COURSE CODE ARTS2971 SECTION 41
 LEVEL All Levels
 INSTRUCTOR Marta Scythes
 DATE July 18, 2026
 FEES \$154.18

Learn several drawing and watercolour painting techniques as you study a variety of floral and non-flowering plants. Working from instructor demonstrations, photo references and live specimens, explore the intricate line, shape, texture and colour of various specimens. Composition and simple perspective, as they apply to botanical art, will be addressed in this one day workshop. Emphasis will be placed on both loose interpretation and accurate structural analysis.

**See page 79 for information about our
 50/50 Draw and Weekly Silent Auctions**

NEW! Fibre Arts – Natural Dyeing for Beginners and Beyond Workshop

COURSE CODE ARTS2969 SECTION 41
 LEVEL All Levels
 INSTRUCTOR Miriam Kaufman
 DATE July 18, 2026
 FEES \$154.18 + material fee payable to instructor: \$30

Arrive with a love of colour and leave with self-striping yarn ready to knit a pair of socks, or to weave, crochet, or knit a shawl. You will explore colour and pattern through discussions of design, along with the ethics and legality of foraging for natural dyes. The course includes a trip outdoors to investigate local dye possibilities and hands-on instruction in creating a reusable blank—a knitted fabric designed to be easily unravelled and replicated at home.

Jewellery – Water Cast Stacker Rings Workshop

COURSE CODE ARTS2716 SECTION 41
 LEVEL All Levels
 INSTRUCTOR Shannon Kennedy
 DATE July 18, 2026
 FEES \$154.18 + material fee payable to instructor: \$105

Water Casting is the art of melting metal to its molten form and then pouring it into water. This shocks the metal, creating spontaneous forms and unusual shapes. In this workshop you will learn how to melt fine silver scrap, pour metal into water and fabricate a silver ring incorporating your favourite water casting using the process of soldering. Once your rings are made you will be able to choose your favourite colour of enamel and learn how to add enamel to the inside of your water cast components and how to torch fire it.

NEW! Painting & Drawing – Sketch and Go! Workshop

COURSE CODE ARTS2970 SECTION 41
 LEVEL All Levels
 INSTRUCTOR Janine Marson
 DATE July 18, 2026
 FEES \$154.18 + material fee payable to instructor: \$40


A workshop of sketching with pencil, pen and watercolour pencils to paint the places you love on your travel adventures around the world or even in your own backyard! This fun workshop will give you all the tips on how to sketch loosely to capture landscapes, buildings and even birds flying by!



JULY 20 – 24**NEW! Abstract Weaving with Neglected Textiles**

COURSE CODE ARTS2972 SECTION 41
 LEVEL Intermediate
 INSTRUCTOR Ruth Wickremesooriya
 DATE July 20 – 24, 2026
 FEES \$494.01 + material fee payable to instructor

Discover a fresh approach to transforming discarded treasured textiles into one-of-a-kind abstract artworks through re-weaving. From initial concept to finished piece, this course explores how to connect conceptual ideas with visual form and weaving techniques. Work begins away from the loom with free mark making, drawing and collage to develop a personal visual language and strong compositional designs. Explore methods of textile deconstruction alongside a range of weaving techniques to create pattern, texture and form. You will receive individual guidance in translating your drawings into a final woven design. This course is best suited to intermediate weavers who can independently warp a loom.

**Ceramics – Surface Treatments**

COURSE CODE ARTS2335 SECTION 41
 LEVEL Intermediate/Advanced
 INSTRUCTOR Lesley McNally
 DATE July 20 – 25, 2026 (6-Day Course)
 FEES \$629.82 Includes 1 bag of clay + material fee payable to instructor: \$50

Embark on a diverse exploration of surface techniques with a primary focus on cultivating an exciting vocabulary of expressive clay surfaces. This course will cover the creation and incorporation of slip, coloured slips, underglazes, ceramic chalks, stains and oxides. Through playful experimentation using techniques such as brushwork, slip trailing, stencilling, scrafitto and mono printing, you will navigate a distinctive personal journey and generate a multitude of ideas to be translated into your own unique artistic language. New techniques will be applied to paper, small clay test tiles and one small slab vessel. All test pieces will undergo a bisque firing with selected pieces subsequently being completed by a cone 6 glaze firing.

Want to register online?

See page 76 for step-by-step instructions

NEW! Jewellery – Fold Forming: 3D Forms in Metal

COURSE CODE ARTS2975 SECTION 41
 LEVEL All Levels
 INSTRUCTOR Todd Jeffrey Ellis
 DATE July 20 – 24, 2026
 FEES \$494.01 + material fee payable to instructor

Create earrings, brooches, pendants, and other jewellery pieces using fold forming, a metalworking technique developed in Canada. You will learn how to bend, fold, and forge copper or sterling silver to transform flat sheet metal into flowing, three-dimensional forms with an organic, sculptural quality. Emphasis will be placed on understanding how metal responds to pressure and heat, allowing you to develop dynamic surfaces and elegant forms. By the end of the course, you will have created a selection of unique jewellery pieces and gained foundational skills you can continue to explore in your own practice.

**Kids' Art Camp – Explorations in Art**

COURSE CODE ARTS2718 SECTION 41
 LEVEL All Levels
 INSTRUCTOR Kelly Albin
 DATE July 20 – 24, 2026
 FEES \$328.58 + material fee payable to instructor: \$25

Explore painting with fluid watercolours and flexible acrylics on a variety of surfaces. Spark your creativity and develop your style. Be prepared to get messy while you investigate colour.

NEW! Music – Percussion Instrument Making & Drum Circles

COURSE CODE ARTS2973 SECTION 41
 LEVEL Beginner
 INSTRUCTOR John Proctor
 DATE July 20 – 24, 2026
 FEES \$494.01

This course is designed for expressive arts facilitators, camp counsellors, educators, and anyone leading drum and rhythm circles. Explore a wide range of facilitation techniques for working with diverse groups, from caregivers and hospice volunteers to inclusive community circles. The course addresses situations that can arise in group settings and offers practical strategies for responding thoughtfully and effectively. Facilitators working with children, teens, adults, and both active and sedentary seniors will benefit from hands-on experience building percussion instruments from recycled and found materials. The course emphasizes adaptability, creativity, and inclusive engagement through rhythm-based activities.

Painting – The Natural Way to Draw and Paint


COURSE CODE ARTS2817 SECTION 41
LEVEL Beginner/Intermediate
INSTRUCTOR Janine Marson
DATE July 20 – 24, 2026
FEES \$494.01 + material fee payable to instructor

Rediscover your sense of joy and wonder in nature as you draw and paint, engaging all your senses. Learn sight skills, but also as you draw and paint from memory. Develop an intuitive way of drawing with searching and sensory lines, through weight, expression, movement and rendering techniques of nature based subject matter. The transition from drawing into colour is guided by the use of watercolour pencils to develop into a painting. Found objects in your nature box combined with fun exercises to heighten your awareness of the natural world around you will have you wanting more. Learn how to express art through your connection with nature.

Printmaking – Japanese Papers & Beautiful Botanicals

COURSE CODE ARTS2036 SECTION 41
LEVEL All Levels
INSTRUCTOR Stephanie Rayner
DATE July 20 – 24, 2026
FEES \$494.01 + material fee payable to instructor: \$65

Discover a unique way to use the natural beauty of real plants to make fabulous watercolour prints. Using the vibrant qualities of translucent colour and unique processes of nontoxic watercolour printmaking on the lush richness of thick printmaking paper, in combination with Chine Collé, explore printing botanicals on assorted coloured and embedded Japanese papers. Abstraction, design and the beauty of nature combine to achieve bold interpretive colours or softly veiled contrasts, and the minute definition of details, to produce prints that will surprise and enchant. You need not have previous experience in either printmaking or watercolours to create many exquisite prints. This process builds confidence yet is constantly opening up new and exciting vistas to explore. You will also learn how to create these prints at home without a press. This is a wonderful class for nature and garden lovers as well as printmakers and other artists.



Teen Glassblowing

COURSE CODE ARTS2761 SECTION 41
LEVEL All Levels
INSTRUCTOR Jonathan Sharp
DATE July 20 – 24, 2026
FEES \$613.36 + material fee payable to instructor: \$25

This course will introduce you to the hot shop in a safe manner while developing self-confidence, leadership, communication, teamwork skills and the basics of glassblowing. You will learn how to safely work around furnaces and reheating holes with molten glass at 2100F. Explore the possibilities of glass while you make your own sculpted and blown-glass pieces. This course will focus strictly on skills for the hot shop.

Watercolour – Big Skies, Clouds & Landscapes

COURSE CODE ARTS1665 SECTION 41
LEVEL Intermediate
INSTRUCTOR Marta Scythes
DATE July 20 – 24, 2026
FEES \$494.01 + material fee payable to instructor

Interpret the drama and beauty of the Ontario landscape and skies while challenging yourself to take risks and explore watercolour painting. Flat, graded and variegated washes will be reviewed and practiced before incorporating into more challenging coursework. Learn methods of painting on hot and cold pressed paper with different moisture content (wet, damp and dry) to achieve different edges and pigment interactions. Learn to mix a range of intermediate and neutral colours from pure primaries, unifying your work and avoiding mud. Study will include skies at various times of day and several cloud formations. Proportion and composition will be discussed to inform pleasing works, and atmospheric perspective will be employed to achieve the illusion of pictorial depth. Instruction will include daily demonstrations and ongoing feedback as requested.





NEW! Woodworking – Craft a Beautiful Parquetry Tray

COURSE CODE ARTS2976 SECTION 41
 LEVEL All Levels
 INSTRUCTOR Steven Der-Garabedian
 DATE July 20 – 24, 2026
 FEES \$494.01 + material fee payable to instructor: \$130

Take your woodworking skills to the next level by creating a beautiful tray you will be proud to display in your home. In this five- day course, you will use veneers to create a striking geometric pattern for the base of your tray. While veneering may seem daunting, learn a straightforward approach that combines both traditional and modern woodworking techniques. Along the way, you will also create simple yet strong joinery to ensure your tray is both functional and durable. Spend a rewarding week in the woodshop learning new skills and techniques and leave with a custom-made tray designed to be enjoyed and displayed for years to come.



NEW! Writing – Podcasting for Beginners: Write, Record, Play

COURSE CODE ARTS2977 SECTION 41
 LEVEL Beginner
 INSTRUCTOR Hope Thompson
 DATE July 20 – 24, 2026
 FEES \$494.01

This course is an introduction into the art and craft of podcasting. Through guided discussions, screenings and writing exercises, you will explore this most popular form of audio storytelling. A process-oriented course, you will have the opportunity to research your own podcast idea, write a narration script, and finalize your podcast through sound design and audio recording.

NEW! Youth: Paper Mâché Sculpture with Recycled Materials

COURSE CODE ARTS2974 SECTION 41
 LEVEL All Levels
 INSTRUCTOR Paola Marzali
 DATE July 20 – 24, 2026
 FEES \$328.75 + material fee payable to instructor: \$15

Create a paper mâché sculpture using recycled materials. You will explore simple construction techniques to transform everyday objects and create a balanced structure. Learn how to apply paper layers to get a strong and even surface. Then finish off your piece by decorating it with paint, tissue paper or other materials. Your project/s can be anything you imagine, a standing object, a vessel, a wearable item or make a hanging piece like a mobile or piñata.



SATURDAY, JULY 25

Botanical Contact Printmaking Workshop

COURSE CODE ARTS2683 SECTION 41
 LEVEL All Levels
 INSTRUCTOR Liz Menard
 DATE July 25, 2026
 FEES \$154.18 + material fee payable to instructor

Make marvellous botanical contact prints using plants and a variety of paper. Let your inner forager and artist work together to create beautiful works on paper. After collecting natural materials, you will make Japanese paper (Washi) and traditional Western paper bundles that will be placed in a pot of simmering water transferring colour from the plant material to the paper. Learn about different papers, plants and materials suitable for this technique. Where and how to source materials will be discussed. You are encouraged to bring their own foraged plant materials. A list of suitable plants will be emailed three weeks before the course. Material fees to be determined by the project.

NEW! Charcoal Ink Making From Fibre Waste Workshop

COURSE CODE ARTS2978 SECTION 41
 LEVEL Beginner
 INSTRUCTOR Ruth Wickremesooriya
 DATE July 25, 2026
 FEES \$154.18 + material fee payable to instructor

Discover how you can transform natural fibre waste (think weaving thrums, fabric offcuts, waste wool fibre, cotton rags etc.) into a charcoal based ink for painting and drawing. Perfect for the tiny scraps that are tricky to put to use anywhere else! Learn the history of traditional black inks; a simple charcoal making process; how to prepare the charcoal for ink making; how to make your own ink binders; and how to store your ink for longevity. Play with the ink in the afternoon while exploring expressive mark making, drawing and painting in response to the forest environment.

NEW! Intro to Life Drawing Workshop

COURSE CODE ARTS2920 SECTION 42
 LEVEL Beginner
 INSTRUCTOR Zoey Zoric
 DATE July 25, 2026
 FEES \$154.18

Curious about life drawing but not sure where to start? In this supportive one-day workshop, you will work from a live model as you are guided through seeing and capturing the human figure with confidence. You will learn the essentials of gesture drawing, practice simple approaches to proportion, and discover the key anatomical landmarks that bring a figure to life. Perfect for absolute beginners or anyone looking to strengthen their drawing foundations.

Introduction to Zentangle Workshop

COURSE CODE ARTS1592 SECTION 41
 LEVEL All Levels
 INSTRUCTOR Yvonne Westover
 DATE July 25, 2026
 FEES \$154.18 + material fee payable to instructor: \$40

Zentangle is an easy to learn, relaxing and fun way to create beautiful images by drawing structured patterns. You will learn the step-by-step process of drawing patterns to create unexpected works of art. This drawing method increases focus and creativity, boosts your creative confidence with the “no mistakes” process, provides artistic satisfaction and helps bring about a sense of calm and well-being. This course will develop your ability to use tangling as a meditative art form, add creative time to your day, enhance your journaling or to incorporate patterning into other projects.

Jewellery – Silver Fold Formed Earrings Workshop

COURSE CODE ARTS1519 SECTION 41
 LEVEL All Levels
 INSTRUCTOR Todd Jeffrey Ellis
 DATE July 25, 2026
 FEES \$154.18 + material fee payable to instructor: \$85

In this hands-on workshop, learn the fold form method, a Canadian technique, of working with sheet metal. Explore the use of different folds, as you create three-dimensional shapes of assorted designs to produce a unique pair of contemporary style earrings.



JULY 27 – 31

NEW! Ceramics – Sculptural Handbuilding: Four Legged Friends

COURSE CODE ARTS2979 SECTION 41
 LEVEL All Levels
 INSTRUCTOR Jonah Strub
 DATE July 27 – August 1, 2026 (6-Day Course)
 FEES \$629.82 Includes 1 bag of clay

Create a fabulous four-legged friend in clay as you delve into handbuilt sculpture. You may choose to form an existing animal such as a pet or favourite creature, a mythological beast, or an entirely original being of your own imagination. Learn the basic properties of clay as you are introduced to essential handbuilding techniques used to bring your creature to life. Once your form is complete, you will paint your sculpture with underglaze to add colour, character, and personality before it is glazed for a shiny finish.

Jewellery – Silversmithing/Metalsmithing/Open Studio

COURSE CODE ARTS1995 SECTION 41
 LEVEL All Levels
 INSTRUCTOR Todd Jeffrey Ellis
 DATE July 27 – 31, 2026
 FEES \$494.01 + material fee payable to instructor

Learn the metal techniques of anticlastic and synclastic forming, chasing and repoussé, forging, sinking and raising. Use these methods to create sculptural bangles, earrings, rings and other jewellery pieces or use them to design functional metal objects such as bowls, vases and candlesticks. Designs done in chasing and repoussé can alternatively be used on metal bicycle and motorcycle fenders. The possibilities are endless! Beginners are welcome and will be guided to choose a project for their skill level. Experienced students can work on their individual projects with hands on guidance from the instructor. Have an exciting week moving metal to create a functional piece made by you.

NEW! Kids' Art Camp – Drawing and Painting

COURSE CODE ARTS2981 SECTION 41
 LEVEL All Levels
 INSTRUCTOR Sarah Jowett
 DATE July 27 – 31, 2026
 FEES \$328.58 + material fee payable to instructor: \$20

Unleash your creativity and have fun all week as you explore drawing and painting! Try watercolours, acrylics, and mixed media on a variety of surfaces, and experiment with different drawing tools. Through guided activities and creative play, you'll build skills, confidence, and imagination while making artwork you'll be proud to take home.

COURSES FOR KIDS, YOUTH AND TEENS

All course names for our younger artists start with Kids, Youth or Teen, depending on the age requirement.

See page 77 for more information.



Millinery – Art of Hat Making

COURSE CODE ARTS516 SECTION 41
 LEVEL Beginner/Intermediate
 INSTRUCTOR Karyn Gingras
 DATE July 27 – 31, 2026
 FEES \$494.01 + material fee payable to instructor: \$95 – \$160 per hat

Basic cutting and sewing skills are required to participate in this course.

This course is an introduction to the basic millinery technique of hand blocking. You will enjoy the rare opportunity to make use of vintage wooden hat blocks, or moulds. These vintage wood moulds provide a fascinating visual history of different hat styles of the 20th century. Learn hand blocking techniques for both felt and straw materials, as well as assembly and embellishment practices to create a unique, one-of-a-kind hat. Retro or contemporary, classic, or funky, it's up to you.

Music – Building a Band

COURSE CODE ARTS2820 SECTION 41
 LEVEL All Levels
 INSTRUCTOR Lizzy Clarke
 DATE July 27 – 31, 2026
 FEES \$494.01

Experience an immersive and exhilarating 5-day journey where you will join musicians of all levels and backgrounds to form a dynamic band. Under the expert guidance of a vocal coach and music producer you will collaborate to build a cohesive musical group, learn, and perform a set of familiar covers, and unleash your creativity to write at least one original song. Join the course with a primary instrument that you have some experience playing such as vocals, guitar, bass, drums, or keyboards. The course will culminate in a final performance for friends, family, and invited guests.



NEW! Oil Painting: The Power of Simplicity

COURSE CODE ARTS2982 SECTION 41
 LEVEL All Levels
 INSTRUCTOR Zoey Zoric
 DATE July 27 – 31, 2026
 FEES \$494.01

Discover the power of simplicity in this workshop with the traditional Zorn palette—just four tubes of paint. Through guided demonstrations and hands-on practice, you will explore painting still life, building to portraiture. Learn how to mix a large range of colors from a limited palette. You will work solvent-free, dispelling myths around toxicity and apply safe, sustainable oil painting practices. Each day combines focused exercises, constructive one-on-one guidance, and group discussions building both confidence and skill. By the end of the week, you will understand how to harness value, temperature, and saturation to create expressive full-color paintings. Whether you are new to oils or seeking to refine your technique, this workshop offers a supportive environment to expand your colour theory, sharpen your eye, and strengthen your voice as a painter.

Painting – Portrait Painting with Models

COURSE CODE ARTS579 SECTION 41
 LEVEL Intermediate/Advanced
 INSTRUCTOR Stephanie Schirm
 DATE July 27 – 31, 2026
 FEES \$494.01 + material fee payable to instructor

This exciting course will develop your ability to capture the likeness of any model in any opaque paint medium you comfortable working in (gouache, acrylic, water-soluble oils, and traditional oils without solvents). Starting with an understanding of composition, value studies and monochromatic paintings, you will advance to expressive paintings of the model in a full palette. Works by a variety of artists will be discussed.



Weaving – Basics Level I

COURSE CODE ARTS261 SECTION 41
 LEVEL Beginner
 INSTRUCTOR Laurie Allan-Ungeitis
 DATE July 27 – 31, 2026
 FEES \$494.01 + material fee payable to instructor: \$55

This course introduces the four-harness floor loom and basic setup and weaving skills. Instruction will guide step-by-step through warping, dressing a loom, reading a draft, and using shuttles. There will also be an opportunity to play with colour, textures and treadling variations. The goal is to complete a set of mug rugs that display creative use of colour, fibre use, and weaving technique. Upon completion of the main project, using 4/8 cotton, experimenting with a variety of other supplied materials including a variety of yarns, cut fabrics, socks (clean used), ribbons, plastic bags, and other recyclables will be encouraged. Personal materials you have an interest in weaving with are welcome. A 4-harness loom and all necessary equipment to complete the class project will be provided. Those with previous experience are encouraged to bring completed projects to show the group.

NEW! Youth/Teen – Crochet Stuffie Creations

COURSE CODE ARTS2980 SECTION 41
 LEVEL All Levels
 INSTRUCTOR Tiffany Walt
 DATE July 27 – 31, 2026
 FEES \$328.75 + material fee payable to instructor: \$50

Discover the fun of crocheting as you learn how to create a stuffed toy. In this beginner course you will learn how to hold a crochet hook and yarn, make a starting chain, create basic stitches, and understand simple patterns. Lessons are broken down into easy-to-follow steps so everyone can learn at their own pace while building confidence and creativity. By the end of the week, you will have completed several small projects and developed the skills and confidence to keep crocheting on your own.



SATURDAY, AUGUST 1

NEW! Beading – Quillwork Feather Medallion Workshop

COURSE CODE ARTS2984 SECTION 41
 LEVEL All Levels
 INSTRUCTOR Naomi Smith
 DATE August 1, 2026
 FEES \$154.18 + material fee payable to instructor: \$75

Create a porcupine quillwork centred medallion, featuring a free form feather design on a birch bark circular centre. Beadwork techniques will be used to complement and complete this project. Expect to work with fabric, deer hide and other natural materials. Traditional teachings will also be part of the learning experience. Some sewing or beading experience is an asset.

Expressive Arts – Body Movement in Nature Workshop

COURSE CODE ARTS2846 SECTION 41
 LEVEL All Levels
 INSTRUCTOR Terrill Maguire
 DATE August 1, 2026
 FEES \$154.18

Explore the connection of your body to the natural world. Starting with a gentle warm-up/flow practice with elements of yoga, dance, tai chi and other somatic practices, the course will take place primarily in the Haliburton Sculpture Forest. Examine the ways in which you exist in relationship to your environment. There will be practices of forest bathing, tree breathing, and moving with the elements and all of your senses. This course is for all skill level and ability, although it will be necessary to get into the forest. Mobility issues will be accommodated as best as possible.

Fibre Arts – Quilted Rug Workshop

COURSE CODE ARTS2877 SECTION 41
 LEVEL All Levels
 INSTRUCTOR Albert Cote
 DATE August 1, 2026
 FEES \$154.18 + material fee payable to instructor: \$25

Make a unique one-of-a-kind quilted rug or small wall hanging in this one-day workshop. Use three to five assorted layered fabrics with batting and a backing to achieve your completed piece. Some sewing experience required. Please bring a working sewing machine you are familiar with.

Jewellery & Forged Bangle Workshop

COURSE CODE ARTS781 SECTION 41
 LEVEL All Levels
 INSTRUCTOR Todd Jeffrey Ellis
 DATE August 1, 2026
 FEES \$154.18 + material fee payable to instructor: \$110

Learn the process of moving metal to create a dimensional sterling silver bangle. Whether you're a beginner or an experienced metalsmith, your hammering skills will get a work-out in this intensive, informative workshop! Sterling silver will be available for purchase from the instructor as bangle dimensions will vary depending on the size and width of the finished piece.

NEW! Lighting Your Craft Workshop

COURSE CODE ARTS2983 SECTION 41
 LEVEL All Levels
 INSTRUCTOR Kate Tessier
 DATE August 1, 2026
 FEES \$154.18 + material fee payable to instructor: \$50

Join a lighting designer and discover how to bring lighting elements into your craft practice. Illuminate your ceramics, glass, found-object sculptures and more. Learn the basics of easy-to-source parts and how to work with them safely. What certifications are needed and when they apply. Learn how to solder and make your own lights. The materials kit offers multiple possibilities for illumination exploration.



Want to register online?

See page 76 for step-by-step instructions



AUGUST 3 - 7

NEW! Acrylics & Collage – 2D & 3D Investigations

COURSE CODE ARTS2985 SECTION 41
 LEVEL All Levels
 INSTRUCTOR Rosemary VanderBreggen
 DATE August 3 – 7, 2026
 FEES \$494.01 + material fee payable to instructor: \$50

Explore the creative possibilities of collage through an in-depth investigation of both two- and three-dimensional approaches. You will work with acrylic paint as a primary medium, including gel plate printing, to produce a wide range of experimental papers and textures. These materials will be combined with traditional collage techniques using found imagery to create layered, visually engaging compositions. The course encourages experimentation and personal expression while building technical skills. Daily discussions and critiques will address relevant art history, as well as key principles of colour, value, and composition, supporting you in developing a thoughtful and informed creative practice.

NEW! Ceramics – Pots in Action: Pouring Int/Adv

COURSE CODE ARTS2986 SECTION 41
 LEVEL Intermediate/Advanced
 INSTRUCTOR Cathleen Nicholson
 DATE August 3 – 8, 2026 (6-Day Course)
 FEES \$629.82 Includes 1 bag of clay

Spend a week investigating pots designed to pour. This is primarily a wheel-based class, so a basic level of throwing experience is required. You will also explore a range of handbuilt spout-making methods, including slab and template construction, coil and dowel techniques, drop- or press-molded forms, sculpted and hollowed spouts, and spouts pulled directly from the rim. The class includes one bisque firing and one cone 6 glaze firing.

OPEN STUDIO OPPORTUNITIES

See page 18 for more information.

Fibre Arts – Quilting: Curved Piecing

COURSE CODE ARTS2703 SECTION 41
 LEVEL All Levels
 INSTRUCTOR Albert Cote
 DATE August 3 – 7, 2026
 FEES \$494.01 + material fee payable to instructor: \$25

Add fluidity and movement to your quilt designs with curved piecing. Curved piecing involves sewing together fabric pieces with curved edges and requires a different set of skills and techniques compared to straight piecing. In this course you will learn horizontal and vertical curved piecing without using a ruler or 1/4 inch seams. Embellish your unique art piece with raw edge appliqué and free motion stitching.

NEW! Indigenous Artistry – Picking Up the Pieces

COURSE CODE ARTS2987 SECTION 41
 LEVEL All Levels
 INSTRUCTOR Naomi Smith
 DATE August 3 – 7, 2026
 FEES \$494.01 + material fee payable to instructor: \$125

This course focuses on Indigenous beading techniques, including both dimensional and flat bead embroidery. Learn a range of traditional and contemporary methods using culturally significant materials such as porcupine quill and birch bark. Indigenous teachings and historical context are woven throughout the learning experience, grounding the technical instruction in cultural knowledge. Over the week, create a series of samples to serve as resources for future projects while developing an understanding of Indigenous approaches to embellishing everyday objects. This is an experiential learning opportunity shared through an Indigenous lens, emphasizing process, knowledge-sharing, and cultural respect.

Kids' Art Camp – Metal Jewellery

COURSE CODE ARTS397 SECTION 41
 LEVEL All Levels
 INSTRUCTOR Susan Watson Ellis
 DATE August 3 – 7, 2026
 FEES \$328.58 + material fee payable to instructor: \$75

Unique jewellery creations made by YOU! Learn to form and decorate copper, aluminum, nickel silver and bronze. Then add a little fun and a few personal touches with beads and marbles. You'll make custom tags for your pets, pendants for yourself, I.D. bracelets and key rings. Decorate your projects using hand-stamping and hammering techniques and also learn to shape wire into chains, rings and pins.

Music – Creative Choral II

COURSE CODE ARTS440 SECTION 41
 LEVEL Intermediate/Advanced
 INSTRUCTOR Tracey Stabback
 DATE August 3 – 7, 2026
 FEES \$494.01

For the experienced choral musician, this course will focus on singing in glorious harmony, modifying and perfecting arrangements, and creating ensemble. Repertoire preparation and success will involve hard work and approaching warm up techniques, strategies for negotiating difficult passages in the music, elements of choral music theory, singing technique, and endurance. The week will culminate in a major performance for the Thursday night entertainment.

Photography – Learn to Take Better Portraits

COURSE CODE ARTS2744 SECTION 41
 LEVEL All Levels
 INSTRUCTOR Blake Chorley
 DATE August 3 – 7, 2026
 FEES \$154.18

Embark on a transformative journey into the captivating world of portrait photography with an immersive one-day workshop. Unleash your creative potential and elevate your skills as you delve into the art of capturing the human spirit through the lens. This workshop will explore portraiture, looking at different lighting conditions, both natural and artificial. You will also be taught various poses, composition, and framing.

Soft Pastels & Mixed Media

COURSE CODE ARTS2540 SECTION 41
 LEVEL All Levels
 INSTRUCTOR Helen McCusker
 DATE August 3 – 7, 2026
 FEES \$494.01 + material fee payable to instructor: \$30

Versatile, resilient, and almost pure pigment, pastels reflect the light like a prism and can satisfy any creative drive. Whatever your preferred subject matter when drawing with pastels, learn to push your drawings to new heights using a variety of techniques, surfaces, and different kinds of soft pastels. Learn to create customized supports tailored to your expressive needs, to incorporate pastels into mixed media works, and how to layer them into impasto-like paintings. Instruction will provide a sound basis in drawing skills and colour knowledge, which can be applied to other mediums as well. Drawing sessions will be conducted both in-studio and outdoors, weather permitting.

Stone Sculpture Open Studio


COURSE CODE ARTS2759 SECTION 41
 LEVEL All Levels
 INSTRUCTOR Elise Muller
 DATE August 3 – 7, 2026
 FEES \$494.01 + material fee payable to instructor: \$50 – \$175 for stone

This stone carving course is designed for sculptors of all levels to work on individual stone sculptures in a variety of stone such as Steatite, Alabaster, Limestone and Marble. Group lectures and demonstrations will be given on safety measures, thinking in 3D, relief carving and lettering. There will be a focus on individual attention from the instructor but there will also be opportunities to share your own information and experiences with fellow classmates. Bring your own stone or purchase it in class. Some tools will also be available for purchase.

Youth/Teen – Drawing, Painting & Alternative Mark Making

COURSE CODE ARTS2359 SECTION 41
 LEVEL All Levels
 INSTRUCTOR Rebecca Reynolds
 DATE August 3 – 7, 2026
 FEES \$328.75 + material fee payable to instructor: \$40

In a playful space, you're encouraged to try unexpected techniques, use unconventional materials, and challenge yourself in how you think about and approach mark-making. Learn about the work of various contemporary artists who have pushed the boundaries of art. Add new tricks to your artist toolbox while creating in a supportive and fun learning environment.



These courses will run simultaneously. Please register for your appropriate level.

Stained Glass – Intro

COURSE CODE ARTS211 SECTION 41
 LEVEL Beginner
 INSTRUCTOR Maureen Haines
 DATE August 3 – 7, 2026
 FEES \$494.01 + material fee payable to instructor: \$100

Stained glass is an exciting medium that uses light and colour to create delicate or dramatic, whimsical or practical results, regardless of your artistic abilities or experience. Basic history, design considerations, and techniques will be introduced as safe working practices and skills are developed. The material fee will cover the cost of the first two directed projects. Start with a sun catcher, using the foil method, and progress to the construction of a small panel, while discovering the considerations and limitations of the leaded method. Then, in a relaxed environment and with individual support, choose a larger, more complex project, working at your own pace and ability. Consider a larger panel, a small lamp, jewellery box, clock, or sculpture. Additional materials and supplies will be available for purchase.

Stained Glass – Intermediate

COURSE CODE ARTS213 SECTION 41
 LEVEL Intermediate
 INSTRUCTOR Maureen Haines
 DATE August 3 – 7, 2026
 FEES \$494.01 + material fee payable to instructor: \$100

This course will challenge you to progress beyond good basic skills. Create an original design, use glass efficiently and effectively, and perfect skills and techniques using your choice of either the appropriate foil or lead came method. Safe studio practices will be emphasized as you work at your own pace and ability with individual support in a relaxed environment. Structure, reinforcement, the process of repairing stained glass, and use of rondels, bevels and clusters will be covered.



SATURDAY, AUGUST 8

Expressive Arts – Ecotherapy Workshop

COURSE CODE ARTS2838 SECTION 41
 LEVEL All Levels
 INSTRUCTOR Julia Aplin
 DATE August 8, 2026
 FEES \$154.18

This Ecotherapy course is for people who are curious to explore arts-based imaginative ways of relating to humans and others. Through meditations, motion and open-ended investigations you will be led through experiential outdoor learning through activities that befriend trees, listen to forests and appreciate the sentence and beauty of the living world.

Fibre Arts – Vincent Van Gogh Embroidery Workshop

COURSE CODE ARTS2854 SECTION 41
 LEVEL All Levels
 INSTRUCTOR Shannon Quigley
 DATE August 8, 2026
 FEES \$154.18 + material fee payable to instructor: \$70

Discover the creative potential of embroidery and unleash your inner artist! Stitch on top of a famous painting to create your own expressive masterpiece. Learn embroidery stitches and experiment with creative ways to use them. Then use your favourite stitches to embellish fabric that has been pre-printed with Vincent van Gogh's Wheat Field with Cypresses painting. This painting is used with permission as part of the Metropolitan Museum of Art's Open Access Collection.



NEW! Gouache Painting Workshop

COURSE CODE ARTS2988 SECTION 41
 LEVEL Beginner
 INSTRUCTOR Valerie Kent
 DATE August 8, 2026
 FEES \$154.18 + material fee payable to instructor

This workshop is an introduction to gouache, a water-based paint which allows artists to paint light over dark and achieve solid, vibrant colour blocks. Gouache is versatile and many techniques taught can carry over into acrylic, oil and water-colour. The workshop will consist of demonstrations and individual attention. This is a great opportunity to learn how to add gouache into your artistic practise.

Printmaking – Woodcut Workshop

COURSE CODE ARTS2181 SECTION 41
 LEVEL All Levels
 INSTRUCTOR Marta Scythes
 DATE August 8, 2026
 FEES \$154.18 + material fee payable to instructor

Learn the processes of carving a simple image into a wood plate, inking the surface and hand printing multiple copies of your image. You will first learn the relief printing process using black ink on white and coloured papers. For a more challenging experience, students may choose to create multi-coloured images exploring the reduction method. All techniques will be demonstrated. Subject choice and exploring personal style will be encouraged. Instruction suits all skill levels.

Timber Framing – Intro to Design Workshop

COURSE CODE ARTS383 SECTION 41
 LEVEL Beginner
 INSTRUCTOR Glenn Diezel
 DATE August 8 – 9, 2026 (2-Day Workshop)
 FEES \$209.25

This workshop is a required prerequisite to the Timber Framing weeklong course and involves site visits, requiring attendance on Sunday. The group will meet at the college at 9am on Sunday morning and will travel to various Timber Frame structures until approximately 1pm.

This workshop will introduce you to the design, construction and finishing of a timber frame home. Topics to be discussed include timber frame design and terminology, timber selection, sizing and engineering, site considerations and floor plan layout, enclosing the frame, electrical, plumbing and finishing details. This will provide a good overview for anyone interested in building or buying a timber frame home.

AUGUST 10 - 14

Acrylics – Realism: A Painter's Process

COURSE CODE ARTS2858 SECTION 41
LEVEL All Levels
INSTRUCTOR Bethany Le Blanc
DATE August 10 – 14, 2026
FEES \$494.01 + material fee payable to instructor: \$90

Focusing on process, this course will take you from how to cultivate inspiration to creating dynamic compositions that resonate with your unique perspective. Beginning with exploring different ways to source reference photos, you will be led through focused painting studies and exercises that build a strong foundation for painting in realism and your artistic practice. Throughout the week you will learn techniques in realism painting as you focus on a final detailed painting(s). Integrate your inspirations, studies, and new techniques into a culminating piece that reflects the process and themes you are interested in.

Ceramics – Pottery II

COURSE CODE ARTS179 SECTION 41
LEVEL Intermediate/Advanced
INSTRUCTOR Lisa Barry
DATE August 10 – 15, 2026 (6-Day Course)
FEES \$629.82 Includes 1 bag of clay

Through the use of demonstrations, critiques and time spent on the wheel, you will develop a better understanding of the form and function of clay. There will be demonstrations of throwing techniques including cylinders, bowls, plates, lidded pieces and vases. You will also experience glaze mixing, loading and firing kilns. There will be one bisque fire and one glaze fire accomplished during the course.



Fibre Art – Natural Dyeing on Yarn – Dye the Rainbow

COURSE CODE ARTS2864 SECTION 41
LEVEL All Levels
INSTRUCTOR Bay Woodyard
DATE August 10 – 14, 2026
FEES \$494.01 + material fee payable to instructor: \$165

Learn to dye wool yarn with natural dyes. This course will cover scouring wool, mordanting wool, sustainably harvesting dye materials, making dye baths and dyeing wool. All materials will be supplied for this class, and you will take home several skeins of wool that you have dyed with plant material. Learn a special technique for dyeing speckled yarns as well as colour gradients and solid colours. You can even dye a sweater quantity of yarn.

Glass Fusing, Slumping & Surface Decoration

COURSE CODE ARTS1496 SECTION 41
LEVEL Beginner
INSTRUCTOR Kirei Samuel
DATE August 10 – 14, 2026
FEES \$494.01 + material fee payable to instructor: \$150

Explore, experiment and discover the exciting possibilities of kiln-fired glass. Design, colour, kiln theory, fusing, slumping, and surface design techniques will be explored through a variety of projects including a panel, platter, tile and jewellery. Further enhance your work using pattern bars and etching for truly unique results. You will be required to supply or purchase (System 96) compatible glass for use in this class. Previous experience is not necessary to enjoy this course.

NEW! Gouache Painting for Beginners

COURSE CODE ARTS2989 SECTION 41
LEVEL Beginner
INSTRUCTOR Valerie Kent
DATE August 10 – 14, 2026
FEES \$494.01 + material fee payable to instructor

Artists world-wide have taken to using gouache paint. It is fast-drying, clean and offers brilliant colours. Long used by illustrators and designers, it can be re-wetted and reworked, photographs beautifully, and allows you to paint light over dark with strong colour impact. In this course, you will learn to use gouache to create vibrant landscapes, working from provided photographs or your own reference images. Demonstrations, individual guidance, and supportive critiques are included. Techniques learned in gouache can transfer easily to acrylic, oil, and watercolour.



NEW! Introduction to Miniatures

COURSE CODE ARTS2990 SECTION 41
 LEVEL All Levels
 INSTRUCTOR Sandra Quigley
 DATE August 10 – 14, 2026
 FEES \$494.01 + material fee payable to instructor: \$120

Small scale, big imagination. Build a miniature bunkie inspired by Cottage Life Magazine plans, learning how to scale full-size measurements down to miniature form. Designed for all skill levels, this course guides you step by step through construction, finishing, and furnishing. Spend one day building the bunkie shell, followed by a day crafting wooden furniture such as tables and bookshelves. Another day focuses on soft furnishings, including upholstered chairs and possibly a bed with duvet. You will then create accent pieces—like food and plants—using Fimo or Sculpey, before finishing the week by consolidating, refining, and styling your miniature. Along the way, you will have opportunities to add details, including working lights. Leave with a miniature bunkie and the skills to continue exploring the world of miniatures. There will also be a selection of furniture kits available for purchase, so you can choose how to furnish your little house.

NEW! Journal 4 Joy: From the Line to the Sublime

COURSE CODE ARTS2991 SECTION 41
 LEVEL All Levels
 INSTRUCTOR Melanie Matthews
 DATE August 10 – 14, 2026
 FEES \$494.01 + material fee payable to instructor: \$50

In this dynamic and exploratory course, you will experiment, play, and create within a supportive, guided, step-by-step structure. Designed to nurture curiosity and confidence, build your artistic muscles and deepen your personal creative voice. Working with a wide variety of media and techniques, you'll move fluidly between drawing, painting, and writing. Through guided prompts and hands-on exploration, you'll create a hand-made book that documents your creative journey—capturing ideas, images, and reflections as they evolve. This process-based experience is both stimulating and enjoyable, inviting moments of discovery that can be playful, thoughtful, and unexpectedly profound. All materials are provided.

NEW! Kids' Art Camp – Music Quest

COURSE CODE ARTS2992 SECTION 41
 LEVEL All Levels
 INSTRUCTOR Tracey Stabback
 DATE August 10 – 14, 2026
 FEES \$328.58 + material fee payable to instructor: \$10

Explore musical elements through games, singing and instrument playing! You will have the opportunity to learn and create through group and individual activities using hand bells, recorders, ukulele, percussion instruments, movement and voice. Increase your musical knowledge or begin for the first time. The week will culminate with a musical showcase for family and friends.

Timber Framing

COURSE CODE ARTS298 SECTION 41
 LEVEL Beginner/Intermediate
 INSTRUCTOR Glenn Diezel
 DATE August 10 – 15, 2026 (6-Day Course)
 FEES \$592.80

Students must attend the Timber Framing – Introduction to Design Workshop prior to taking this course.

Learn the age-old craft of building with heavy timber using mortise and tenon wood joinery and oak pegs. This course will provide a comprehensive introduction to timber frame design. Instruction on wood selection, tool use and methods for enclosing the frame will be provided. Reference to books, slides, videos and optional participation in after-school tours will provide you with exposure to different timber frame structures and techniques. This is a hands-on course where you will lay out and cut the joinery for a complete frame, assemble it and end the week with a good old-fashioned 'barn raising'.

Youth/Teen Metal Jewellery Arts

COURSE CODE ARTS395 SECTION 41
 LEVEL All Levels
 INSTRUCTOR Cassie Moon
 DATE August 10 – 14, 2026
 FEES \$328.75 + material fee payable to instructor: \$75

You will be surprised at how easy it is to create things as intricate looking as the King's or Twist Chain. Learn these techniques and other skills to create current jewellery styles. After mastering the basics, cut, saw, form and decorate various metals into unique creations. As skills increase, you will develop designs for bracelets, cuffs, pendants, earrings, rings, key rings or chains. Decorate and personalize with beads, and tumbled stones.





AUGUST 15 – 22

ONTARIO SPINNING CERTIFICATE PROGRAM

The Ontario Spinning Certificate Program is a six-level program developed by the Education Committee of the Ontario Handweavers and Spinners (OHS). With sufficient registration, each of the six levels will be offered in succession.

Completion of each level of study involves eight days of instruction, followed by independent homework assignments that are completed, mailed to instructors, and evaluated throughout the year.

More information, including a detailed outline for each level of the program, is available on the OHS website at www.ohs.on.ca

The OHS program courses are non-credit with Fleming College and are not eligible as elective credits toward Fleming College's Visual and Creative Arts Diploma (VCAD) or Art Certificates.

Please note: Registration opens June 1 for these courses.

OHS Spinning Certificate Program – Level II

COURSE CODE ARTS 338 SECTION 41
 INSTRUCTORS Beth Showalter, Grace Clare, Julia Lee,
 Louise Jackson, Rachel Stewart,
 Rebecca Lamperd, Teena Jennings
 DATE August 15 – 22, 2026
 FEES \$571.22 + material fee payable to instructor: \$110

Prerequisites: Participants are required to have successfully completed ARTS1012 OHS Spinning Certificate Program – Level I.

Course of Study: Sheep breed classification, wool grading, spinning wheels, wheel paper presentations, semi-worsted and worsted spinning, combing and preparation, colour study with thirty-step blending, mordanting and nature dyes.

OHS Spinning Certificate Program – Level V

COURSE CODE ARTS 146 SECTION 41
 INSTRUCTORS Beth Showalter, Jane Schuell, Teena Jennings
 DATE August 15 – 22, 2026
 FEES \$583.12 + material fee payable to instructor: \$120

Prerequisites: Participants are required to have successfully completed ARTS586 OHS Spinning Certificate Program – Level IV.

Course of Study: Flax, synthetic dyes for cellulose fibres (theory only), cotton, synthetic and regenerated fibres, and fibre identification.



AUGUST 17 - 21

NEW! Ceramics – The Illustrated Surface

COURSE CODE ARTS2993 SECTION 41
 LEVEL All Levels
 INSTRUCTOR Andrea Vuletin
 DATE August 17 – 22, 2026 (6-Day Course)
 FEES \$629.82 Includes 1 bag of clay + material fee payable to instructor: \$45

This course explores decorated ceramic surfaces using slips, underglazes, and the sgraffito and mishima techniques. Working with wheel-thrown and slab-built forms, you will create vessels and tiles designed to enhance surface imagery inspired by local flora and fauna. Learn step-by-step methods for drawing and transferring images, carving and inlaying designs, and applying underglaze color, finished with a clear glaze. A variety of tools and approaches will allow each student to develop a personal interpretation of these techniques. Ideal for those who enjoy detail and thoughtful planning, this course concludes with finished pieces that reflect both technical skill and individual style.

NEW! Expressive Arts – Activating Your Creative Intelligence

COURSE CODE ARTS2994 SECTION 41
 LEVEL All Levels
 INSTRUCTOR Mairéad Filgate & Shannon Litzenberger
 DATE August 17 – 21, 2026
 FEES \$494.01

Cultivate presence, receptivity and wonder through embodied creative practise as you waken your creative intelligence — the felt, intuitive capacity that fuels imagination, insight, and artistic expression. Through a weave of movement, guided reflection, poetry, and simple visual arts practices, explore creativity as an embodied, relational process that connects you to yourself, to one another, and to the living landscape. Some practices will take place outdoors in the Haliburton Sculpture Forest, inviting you to connect with the elements as collaborators in your creative process. Through simple rituals and noticing practices, explore how creativity arises in the dynamic interplay between body and environment, self and nature. By attuning to the rhythms and textures of the natural world, cultivate presence, receptivity, and wonder. No artistic experience is required.

Kids' Art Camp – Wild About Clay

COURSE CODE ARTS2668 SECTION 42
 LEVEL All Levels
 INSTRUCTOR Isabel Neveu-Geene
 DATE August 17 – 21, 2026
 FEES \$343.53 Clay included + material fee payable to instructor: \$15

Little to no previous skill or knowledge in the described subject matter is required for you to take this course. Have fun making your own hand-built, one-of-a-kind masterpieces with clay. Explore a variety of hand building techniques such as pinching, coiling, and slab work as you create a variety of projects. With the wilds as inspiration, find natural objects to press into clay and create a sculpture of your favourite animal. It's all about the joy and discovery of creating!

Painting – Exploring Figure Work Expression

COURSE CODE ARTS2742 SECTION 41
 LEVEL All Levels
 INSTRUCTOR Aly McDonald
 DATE August 17 – 21, 2026
 FEES \$494.01 + material fee payable to instructor: \$110

Through life-drawing sessions with charcoal, acrylic canvas painting and ink studies, experience and explore traditional and experimental techniques for portraying figure work. This course is crafted to demonstrate and build your skills while expressively navigating and merging colour, shape, line and emotion. Traditional and experimental learning includes life-drawing proportions, blending, expressive strokes and colour theory.





AUGUST 24 - 28

Youth/Teen - Pottery

COURSE CODE	ARTS1613	SECTION	41
LEVEL	All Levels		
INSTRUCTOR	Tara Love		
DATE	August 24 - 28, 2026		
FEES	\$360.33 Clay Included + material fee payable to instructor: \$5		

Learn to throw on a potter's wheel and have fun with exciting handbuilding techniques. Use these techniques to create mugs, bowls and a wide variety of objects. There will be demonstrations with the wheel, attaching spouts and handles and a full exploration of decorative techniques. Exercise your imagination and practice your new skills to create meaningful objects and master the potter's wheel.

**Our 50/50 draw winner
will be chosen on August 20!**

See page 79 for more information.

NEW! Painting Bold Wild Things in Acrylics

COURSE CODE	ARTS2995	SECTION	41
LEVEL	Intermediate/Advanced		
INSTRUCTOR	Tracey Lee Green		
DATE	August 17 - 21, 2026		
FEES	\$494.01 + material fee payable to instructor		

Discover how to capture wildlife with dramatic colour, bold composition, and expressive design in this dynamic week-long workshop. Explore the versatility of acrylics while developing a stronger understanding of colour theory, perspective, and composition. Through guided instruction and practical demonstrations, learn professional techniques and creative approaches that bring energy and personality to your work. By the end of the week, you will have created multiple unique wildlife paintings to add to your personal collection.

Stone Carving: From Vision to Form

COURSE CODE	ARTS2844	SECTION	41
LEVEL	All Levels		
INSTRUCTOR	Wesley Booker		
DATE	August 17 - 21, 2026		
FEES	\$494.01 + material fee payable to instructor: \$120 - \$180 for stone		

Discover the timeless art of stone carving, made easy with modern tools and techniques. This course offers an introduction to sketching, shaping, and refining sculptures in a relaxed environment. You'll get hands-on experience with both traditional tools - like chisels, saws, files, rasps, rifflers, and sandpapers - and modern methods, with a focus on using angle grinders. Choose your own subject, select the perfect stone, and work at your own pace. Whether you're a beginner or looking to refine your skills, this course is open to anyone ready to explore their creativity through the ancient art of stone carving.



FALL 2026

Registration opens July 2 for all Fall courses.



SATURDAY, SEPTEMBER 12

NEW! Collage – Protest Art: Rebellious Collage Workshop

COURSE CODE ARTS2996 SECTION 41
LEVEL All Levels
INSTRUCTOR Andrea Lee
DATE September 12, 2026
FEES \$154.18

Incorporate your art by expressing your deeper values and beliefs—even your most rebellious thoughts and feelings. You don't have to be an activist to contribute meaningfully to conversations about the issues you care about, and your art can say far more than you might expect. Through hands-on exploration, you'll learn from artists who have gone before, focusing on the use of words, phrases, symbols, icons, and imagery as powerful tools for expression. You'll leave with fresh ideas and new possibilities for your own work. What becomes possible when your art stands for something, in addition to being beautiful?



SEPTEMBER 14 – 18

Painting Landscapes with a Palette Knife in Oil

COURSE CODE ARTS2876 SECTION 41
LEVEL All Levels
INSTRUCTOR Maria Iva
DATE September 14 – 18, 2026
FEES \$494.01 + material fee payable to instructor

Learn techniques to become confident and proficient with the palette knife as your main painting tool. This course will explore how to effectively control paint on the canvas, using the palette knife to create rich, textured surfaces that bring your landscapes to life. There will be a focus on underpainting and composition. Whether you are an experienced beginner looking to expand your skills or a seasoned painter seeking new challenges, this course will provide you with valuable tools and insights to enhance your oil painting repertoire. This course is open to all levels, though artists with at least some basic painting experience will benefit the most.

Plein-Air: Painting, Sketching & Mixed Media

COURSE CODE ARTS2634 SECTION 41
LEVEL All Levels
INSTRUCTOR Martha Johnson
DATE September 14 – 18, 2026
FEES \$494.01

Bring your outdoor sketching skills to rural cottage country. Haliburton and nearby locations such as the Sculpture Forest, local waterfalls and charming historic buildings set in treed landscapes provide great inspiration for drawing. Capture quick gestures of people strolling through parks as you enhance perspective to your skill set and pastel colour to your drawings. Emphasis will be on mark-making, creating atmosphere using simple materials and developing depth with value studies. Time will be provided to work on larger pieces. Pack simply and have a sketchbook travelogue by the end of the week. Some light walking/hiking and ability to carry supplies required.

WEDNESDAYS, SEPTEMBER 16 – OCTOBER 21

Life Drawing – Open Studio

COURSE CODE ARTS427 SECTION 41
LEVEL Intermediate/Advanced
INSTRUCTOR Studio Technologist
DATE September 16 – October 21, 2026
(6 Wednesday evenings)
FEES \$150.03

This is an opportunity to draw the human form for individuals with life drawing experience in an independent studio format. Over six weeks, participants will have access to draw three different models in an independent studio format. Participants provide their own drawing materials and are encouraged to explore individual subject matter and style in an unstructured format.

**WE OFFER COURSES
THROUGHOUT THE YEAR!**

Visit hsad.ca to see what's available
in January and February 2027

SATURDAYS, SEPTEMBER 19 – OCTOBER 31

NEW! Kids' Saturday Art Camp – Wild About Clay: Magic!

COURSE CODE ARTS2997 SECTION 41
LEVEL All Levels
INSTRUCTOR Melodie Acero
DATE September 19 – October 31, 2026
(6 Saturday Courses, 9:00am – 12:00pm)
FEES \$284.58 Clay included + material fee payable to instructor: \$20

Cats, frogs, dogs, and more! Have fun making your own hand-built, one-of-a-kind masterpieces with clay. Explore techniques such as pinching, coiling, and slab. Make mugs/cups, pinch pots, plaques, and masks! Channeling the spirit of the season, use clay to create your favourite familiars such as black cats to protect you, or dogs that will guide you. Unleash your clay magic.

NEW! Youth Saturday Art Camp – Wild About Clay: Magic!

COURSE CODE ARTS2998 SECTION 41
LEVEL All Levels
INSTRUCTOR Melodie Acero
DATE September 19 – October 31, 2026
(6 Saturday Courses, 1:00pm – 4:00pm)
FEES \$286.42 Clay included + material fee payable to instructor: \$20

Have fun making your own hand-built, one-of-a-kind masterpieces with clay. Explore techniques such as pinching, coiling, and slab. Make mugs/cups, pinch pots, plaques and masks! Channeling the spirit of the season, use clay to create your favourite familiars and infuse them with intentions. Unleash your clay magic.

SEPTEMBER 21 – 25

NEW! Painting – Advanced Plein Air

COURSE CODE ARTS3000 SECTION 41
LEVEL Advanced
INSTRUCTOR Luke Despatie
DATE September 21 – 25, 2026
FEES \$494.01

Spend five immersive days painting outdoors on the beautiful campus of the Haliburton School of Art + Design in this Impressionist plein air course. Working directly from life, you will focus on capturing expressive movement, fleeting light, and shifting atmosphere through bold brushwork, confident colour choices, and simplified forms. Daily demonstrations and individualized guidance will support painters in responding intuitively to the landscape, emphasizing energy, mood, and personal interpretation over detail.

Fibre Arts – Slow Stitch & Embellished Garment

COURSE CODE ARTS2813 SECTION 41
LEVEL All levels
INSTRUCTOR Sandi Luck
DATE September 21 – 25, 2026
FEES \$494.01 + material fee payable to instructor: \$40 kit, \$50-\$100 for fabric depending on garment

Hand stitch a simple top to create an elegant, embellished garment. This garment will be created completely by hand in the Alabama Chanin slow stitch style. Learn how to add couching, reverse applique, ruched applique, french knots, and other embroidery stitches. You will select your garment style, design your decorative pattern, print it onto the fabric pieces and stitch together two layers of different coloured cotton jersey. Discover the beauty of reverse applique and cut out portions of the top layer to reveal the colours of the under layer. Your piece can be embellished simply or in abundance. The fabric pieces are then stitched together by hand, or if you wish you may use a machine. This project is not for those in a rush to finish.



SEPTEMBER 28 – OCTOBER 2

Fibre Arts – Felted Art Creations

COURSE CODE ARTS2699 SECTION 41
LEVEL All Levels
INSTRUCTOR Denise Magloughlen
DATE September 28 – October 2
FEES \$494.01 + material fee payable to instructor: \$45

Create journal covers, wall hangings, cushion covers and bags. Wet felt a base fabric of your choice with several colours of rovings to choose from. Several techniques for embellishment will be covered including: hand embroidery, crocheting with wire and thread, beading, use of Tyvek and Lutradur, creating fabric from silk rovings and Sashiko stitching.



SATURDAY, OCTOBER 3

Sculpture – Wire Workshop

COURSE CODE ARTS416 SECTION 41
LEVEL All Levels
INSTRUCTOR Charles O'Neil
DATE October 3, 2026
FEES \$154.18 + material fee payable to instructor

This course requires the use of simple hand tools (wire cutters, pliers). Wire sculpture is an exciting and expressive art form. In this workshop you will receive step-by-step instruction to successfully create your project. With a variety of wires (steel, copper, galvanized) this creation is designed for indoor or garden use, and will be a great addition to any setting.

OCTOBER 5 – 9

NEW! Stained Glass Repair

COURSE CODE ARTS3001 SECTION 41
LEVEL Intermediate/Advanced
INSTRUCTOR Maureen Haines
DATE October 5 – 9, 2026
FEES \$494.01 + material fee payable to instructor: \$100

One of the best ways to learn about stained glass repair is to understand how a piece was constructed in the first place. In a safe working environment, you will begin by closely examining each piece before any repairs are made. You will learn how to analyze its construction and develop an appropriate repair strategy. The course will cover reinforcing completed pieces when needed, cleaning glass and metal components and properly polishing the finished work. Any related electrical or wood repairs that may be required will be addressed.

OCTOBER 19 – 23

NEW! Mixed Media Sculptural Collage – Int/Adv


COURSE CODE ARTS3002 SECTION 41
LEVEL Intermediate/Advanced
INSTRUCTOR Sara Petroff
DATE October 19 – 23, 2026
FEES \$494.01 + material fee payable to instructor: \$85

Create three-dimensional mixed media sculptural collages using meaningful, obsolete ephemera. The focus will be on building depth, refining material connections, and strengthening composition through hands-on techniques. Designed for experienced collage artists, the course explores transforming flat paper into dimensional form using wet and dry adhesion. Working with personal artifacts, you will reanimate objects of memory and history into new, multidimensional artworks.

Watercolour Painting – Intermediate/Advanced

COURSE CODE ARTS552 SECTION 41
LEVEL Intermediate/Advanced
INSTRUCTOR Gord Jones
DATE October 19 – 23, 2026
FEES \$494.01

Explore techniques in watercolour painting and learn by demonstration, critique and individual attention. Instruction will be provided on composition and design. You will explore the technique of painting loose while focusing on what is important within the picture plan for maximum impact. This course is crafted to sharpen your skills and enhance your personal interpretation. Sessions on composition will include directing the eye with edges, placing darks and other colours and advice on handling patterns towards enhancing your personal style. Two new paintings will be demonstrated on each day.



SATURDAY, OCTOBER 24

NEW! Botanical Monotype Prints & Gelatin Plates Workshop

COURSE CODE ARTS3005 SECTION 41
 LEVEL Beginner
 INSTRUCTOR Jacquie Sullivan
 DATE October 24, 2026
 FEES \$154.18 + material fee payable to instructor: \$40

Be inspired by the colours and textures of fall during this fun hands-on workshop. Bring along leaves and plants from your garden or neighbourhood and discover how to use a gelatin plate. Learn hand-printing techniques and how to use acrylic paint to create unique, layered monotype prints on paper. By the end of the day, you'll have created a series of botanically inspired prints that can later be used for collage, scrapbooking, card-making, or framed as stand-alone works of art.

NEW! Papermaking - Foraged Plants to Paper Workshop

COURSE CODE ARTS3003 SECTION 41
 LEVEL All Levels
 INSTRUCTOR Joanne Rich
 DATE October 24, 2026
 FEES \$154.18 + material fee payable to instructor: \$50

Learn the entire process of how to make paper from plants. This workshop will begin by harvesting and preparing plants. From there, you will explore the different stages (cook, rinse, beat, form, press, dry) it takes to create paper. Take your handcrafted paper home for future art and craft projects including scrapbooking, cardmaking, paper crafting and more.

NEW! Printmaking - Intro to Copper Drypoint Workshop

COURSE CODE ARTS3004 SECTION 41
 LEVEL Beginner
 INSTRUCTOR Andrea McCallum
 DATE October 24, 2026
 FEES \$154.18 + material fee payable to instructor: \$50

Learn the fundamentals of drypoint printmaking in this hands-on workshop. Etch your own design into a small copper plate using a drypoint needle or carbon scribe, exploring line quality, texture, and mark-making as you work. Once your image is complete, you'll learn how to ink and wipe the plate, then print it on dampened paper using a press to reveal your final image. Leave with your own finished print and a clear understanding of the drypoint printmaking process.

**Registration opens July 2 for courses
starting September to December**

SATURDAY, NOVEMBER 7

NEW! Festive Metal Ornaments: Copper & Aluminum Embossing Workshop

COURSE CODE ARTS3006 SECTION 41
 LEVEL All Levels
 INSTRUCTOR Fernando Diaz de Leon Rendon
 DATE November 7, 2026
 FEES \$154.18 + material fee payable to instructor: \$30

Learn the basics of metal embossing techniques to create unique copper and aluminum decorations. Draw, shape, and texture metal to design beautiful ornaments for the holiday season. By the end of the workshop, you will have a handmade metal ornament to adorn your tree. Discover the joy of repoussé and take home a personalized, festive keepsake. All levels are welcome.

NEW! Holiday Needle Felting Workshop

COURSE CODE ARTS3007 SECTION 41
 LEVEL All Levels
 INSTRUCTOR Denise Magloughlin
 DATE November 7, 2026
 FEES \$154.18 + material fee payable to instructor: \$5

Create your own unique holiday themed characters as you discover the fun of needle felting. In this one-day workshop, learn how to use barbed needles as a sculpting tool. At the end of the day, go home with several unique creations to use as gifts or to add to your holiday decor.

NEW! Screen Printing: Holiday Greeting Cards Workshop

COURSE CODE ARTS3008 SECTION 41
 LEVEL Beginner
 INSTRUCTOR Meggan Winsley
 DATE November 7, 2026
 FEES \$154.18 + material fee payable to instructor: \$35

Learn the basics of screen printing while creating your own unique set of holiday cards. Starting with simple image preparation, you'll be guided through stencil creation, ink mixing, and printing techniques using vibrant colors and professional tools. No prior experience is needed—just bring your creativity! By the end of the session, you'll leave with a small edition of handmade screen-printed holiday cards, perfect for sharing with friends and family.



SATURDAY, NOVEMBER 14

NEW! Fibre Arts – Block Printed Winter Textiles Workshop

COURSE CODE ARTS3009 SECTION 41
 LEVEL Beginner
 INSTRUCTOR Jacquie Sullivan
 DATE November 14, 2026
 FEES \$154.18 + material fee payable to instructor: \$35

Learn basic linocut carving techniques and explore block-printing by hand to personalize clothing or table linens in time for the holidays. Find inspiration in the beauty of winter, the simple shapes found in daily life, and the potential for patterning offered by seasonal symbols. Start the day by planning individual elements and repeating designs and how to organize your workspace for efficiency when printing. Use linocut tools to carve interesting fabric stamps from soft-cut linoleum blocks and get tips about using block printing inks when printing your stamps onto fabric – no heat-setting required. Take home hand-carved soft-cut blocks, hand-printed textiles and the knowledge of how to print more at home.

NEW! Triangle Trees in 3D Workshop

COURSE CODE ARTS2999 SECTION 41
 LEVEL All Levels
 INSTRUCTOR Yvonne Westover
 DATE November 14, 2026
 FEES \$154.18

Create a three-layered paper tree made from nine patterned triangles balanced on a wooden trunk and base. You'll decorate each triangle with hand-drawn Zentangle method designs, choosing your own patterns, so every tree is unique. Colour is optional. Once your designs are complete, you'll assemble the tree using simple folding and adhesive techniques, leaving with a playful, finished piece that reflects your personal style.

WE OFFER COURSES THROUGHOUT THE YEAR!

Visit hsad.ca to see what's available
in January and February 2027

Winter Mittens from Upcycled Sweaters Workshop

COURSE CODE ARTS2908 SECTION 41
 LEVEL All Levels
 INSTRUCTOR Jennie Seward
 DATE November 14, 2026
 FEES \$154.18 + material fee payable to instructor

Make a beautiful and warm pair of mittens from an upcycled sweater. Perfect as a gift or to keep for yourself. Embellish with buttons or an additional sweater for design contrast. Please bring a sewing machine in good working order that you are familiar with.

SATURDAY, NOVEMBER 21

NEW! Encaustic & Monoprinting Festive Card Making Workshop

COURSE CODE ARTS2938 SECTION 41
 LEVEL All Levels
 INSTRUCTOR Susan Fisher
 DATE November 21, 2026
 FEES \$154.18 + material fee payable to instructor: \$60

Using beeswax encaustic, create rich, colourful monoprints and transform them into one-of-a-kind greeting cards. This workshop offers a simple, approachable introduction to encaustic techniques, with plenty of time to experiment and play. You'll leave with a beautiful collection of handmade cards ready to share or keep.

Holiday Decoration – Metal Fold Form Workshop

COURSE CODE ARTS888 SECTION 41
 LEVEL All Levels
 INSTRUCTOR Todd Jeffrey Ellis
 DATE November 21, 2026
 FEES \$154.18 + material fee payable to instructor: \$65

Start your season by making an assortment of unique metal Christmas ornaments for your tree. Through simple metal forming techniques, you will fold, bend and twist wire rod and sheet metal into colourful tree decorations suitable for indoors and outdoors. Your creations will become treasured family keepsakes!

SATURDAY, DECEMBER 12

Fibre Arts – Holiday Woolly Pine Tree Workshop

COURSE CODE ARTS2880 SECTION 41
 LEVEL All Levels
 INSTRUCTOR Yvonne Iten-Scott
 DATE December 12, 2026
 FEES \$154.18 + material fee payable to instructor: \$30

Use wool fabric to create the branches and leaves of a woolly pine tree. You will wrap the wool fabric onto a wooden dowel and insert the tree in a base. You can make a tree in fall or winter colours or in various shades of green. Your tree will make a lovely decoration for your home or cottage.



Wesley Brooker with student

YOUR INSTRUCTORS

NEW! Melodie Acero places the Inner Child at the center of her work. Her inspiration is rooted in a life spent immersed in nature with creative and wild spirits. She holds a BFA from Emily Carr University of Art & Design and an MA in Educational Psychology. An internationally experienced art educator, she works from the philosophy of bringing out, not filling in. Currently, her focus is on weaving creativity and learning in new ways, incorporating mixed media, clay and storytelling into her practice. She is currently writing her first novel. meloworks.ca

NEW! Monika Aebischer has worked with fibre and textiles for nearly five decades. She began with formal hand-work training in Switzerland and later studied at the Ontario College of Art & Design (now OCAD University). Monika has taught and mentored students for many years, sharing strong material knowledge, clear technique, and a deep love of natural fibres.

Kelly Albin is a multidisciplinary artist whose artworks include variations of abstract and realism, or a unique combination of the two. Kelly just completed an artist residency in Portugal; her art has been featured in multiple print publications. [@bluefrogslegs](https://www.instagram.com/bluefrogslegs) | bluefrogslegs.com

Check out our HSAD Faculty Profiles at hsad.ca

Laurie Allan-Ungeitis began spinning, weaving and dyeing in 2008 after visiting a friend's sheep farm in New York state and then in the studio of Master Weaver Ralph Johnston, focusing on multi-harness weaving. Laurie has been teaching weaving at HSAD for six years as well as from her own studio, Piper Weaving Studio in Bath, ON.

Julia Aplin's work centres kinship as a relational process among humans and other species. An award-winning choreographer, Julia has created dances for theatres, rivers, boxing rings, wading pools, forests, cyberspace and neuroscience labs. Julia has led classes, performances, workshops and retreats at universities, community groups and art festivals. upwardspiral.me

Lisa Barry is a graduate of Sheridan College's Ceramics Program and holds a BFA from the Alberta College of Art and Design. Lisa has broad experience with various pottery techniques and kiln firing processes. She has exhibited nationally and develops her artistry through workshops and learning opportunities. [@homesteadpottery](https://www.instagram.com/homesteadpottery) | homesteadpottery.ca

Wesley Brooker continues to be inspired by his upbringing on the north Channel of Lake Huron. He studied Artist Blacksmithing at HSAD and holds an advanced diploma in Graphic Design. In 2016, he began creating stone sculptures, some of which are currently displayed at La Belle Galerie in Old Quebec City. [@white.raven.stone.sculptures](https://www.instagram.com/white.raven.stone.sculptures) | whiteravenstone.com

Toni Caldarone is inspired by natural found and recycled objects. Having had a career in the corporate world, she stayed in touch with art through classes at Toronto School of Art, AGO, HSAD and Learn4Life. Downsizing brought Toni back to the creative world as a self-taught, mixed-media expressive artist. Toni encourages creativity through positive experiences in a supportive atmosphere.

Blake Chorley's passion for photography developed in high school. He works with the ambrotype process from the 1850s and digital technology. Blake continues to have the privilege of photographing a wide range of subjects in his career, everything from foreign dignitaries to the Calgary Stampede, a diversity of experience that enhances Blake's teaching career. @blakechorley | blakechorley.com

Grace Clare is lucky enough to live on a century farm, in the rolling hills of Northumberland county with her husband, her flock of sheep and three border collies. She started her fibre journey in 1996 when one of her children received an ewe and a lamb as birthday gifts. When Grace isn't tending to her flock, cleaning the barns, or walking her Border Collies, she can be found spinning and rug hooking with her fibre.

Lizzy Clarke is a vocal coach, singer, and musician with more than 20 years of industry experience, marked by global performances, band leadership, and acclaimed original music. Lizzy empowers singers of all levels to achieve their full potential. Her holistic approach focuses on vocal technique, confidence and musicality. She equips students with skills like songwriting, production, and touring. @lizzyclarkemusic | lizzyclarkemusic.ca

Jordan Clements grew up walking the trails, hiking the woods, and cycling the roads of the Durham Region of Ontario, fostering a connection to the environment that is evident in his work. Using stone, clay, wood, and plaster, he has made sculptures for public spaces, corporate installations and private commissions. Gripped with intrigue by the human figure, inspired by architecture, and drawing from the beauty of natural landscapes, Jordan makes contemporary works that inspire. @clementscutstone | clementscutstone.com

Albert Cote graduated from Brock University with BAs in Visual Arts and Education. His natural artistic abilities, imagination, visual arts background, and experience in operating a quilt store for many years have served as a starting point for a successful longarm and fibre arts career. His innovative classes and trunk shows are an attraction for many people in the quilting world.

NEW! **Hugh Cotton**'s lifelong interest in woodworking began in childhood, inspired by his grandfather in England. This early exposure fostered a commitment to traditional craftsmanship that ultimately led him to the discipline of greenwood chairmaking, which now defines his work. His durable, functional pieces reflect both material integrity and skilled handwork. Instagram: @hewnchairworks.

Steve Der-Garabedian has been woodworking since the early 1990s. At Rosewood Studio he studied under several masters, discovering a passion for teaching which he does through classes, webinars and writing. He has taught in his studio, retail workshops across the country, and at colleges and clubs. Steve is the author of Veneering Essentials and a regular contributing writer for Canadian Woodworking & Home Improvement magazine. blackwalnutstudio.ca



Luke Despatie (self portrait)

Luke Despatie is an award-winning artist, graphic designer and illustrator. His work is recognized internationally in publications such as Applied Arts, Communication Arts, Low Tech Print (UK) and Unexpected Packaging! (Japan). Named one of 10 designers to watch by Design Edge magazine, his latest paintings explore local landscapes, noting the convergence of rural and urban, recently winning a Juror's Prize at the Latcham Gallery. @lukedespatieart

Fernando Diaz de Leon Rendon is a multidisciplinary artist known for his practice of diverse art mediums including painting, drawing, sculpture and installations. Fernando's art combines his Mexican and Canadian heritages, resulting in a unique technique called repujado, repoussé, a form of metal embossing on recycled materials and metals. @fernando.artstudio | fernandoartstudio.com

Glenn Diezel has been a busy timber framer since 1979 and runs a timber frame and woodworking company. A lifelong member of the Timber Framers Guild of North America, he has been involved with and has instructed at many of the guild's workshops and projects throughout Canada and the US.

Sébastien Duchange, born in France, grew up in the glassmaking city of Saint-Gobain. His whimsical blown glass pieces have been presented at exhibitions in North America and Europe. His works are in a variety of private and public collections, including those of the Claridge Foundation, the Montreal Museum of Fine Arts, The Quebec Museum of Fine Art, Espace Verre (Montreal), The Nancy Museum of Fine Art and Malou Georges-Majerus in Luxembourg.

Todd Jeffrey Ellis received an arts diploma from Niagara College in 1970 and completed his degree at OCADU, attaining his Bachelor of Design. He has worked extensively in various areas of the arts: teaching, directing, and set, prop, and furniture designing. His love of metalwork took hold when he discovered chasing, repoussé, and the moving of metal in 1995. silversmith.ca

NEW! **Nancy Falconi** is a Toronto-based photographer and mixed-media artist whose work bridges the worlds of photography, painting, and personal storytelling. Nancy's art practice focuses on transforming everyday photographs into expressive, painterly works using photo transfer, acrylic mediums, and fine art techniques. Nancy is dedicated to helping students explore creativity, trust their inner vision, and bring their images to life through accessible, meaningful art-making techniques.

Margaret Ferraro work has been described as Tom Thomson on amphetamines. She takes that as a compliment. Margaret is an artist and teacher, specializing in pastel, life drawing and plein air painting workshops. The two disciplines of life drawing and pastel combine what she loves, drawing and the spontaneous use of colour. Working en plein air, she is at home in the woods and in nature. margaretferraro.com

NEW! **Mairéad Filgate** has toured nationally and internationally as a performer, choreographer and educator, working with many of Canada's most celebrated dance artists. She uses her wealth of knowledge gained from over two decades of intensive artistic practice centering collaborative processes and improvisation, to shape educational experiences for community members of all ages, abilities and backgrounds.

Susan Fisher earned her BFA in Visual Arts and an Art Education Diploma at Concordia University, majoring in Graphic Design and Sculpture. Her Master's in Cultural Anthropology through Trent University focused on Indigenous Art Expression. Since the mid '80s she taught art in various media and is now completely devoted to teaching Encaustic techniques with beeswax with HSAD, privately, and in various commercial galleries. @fencaustic | fisherenaustic.com

Karyn Gingras is the owner and designer of Lilliput Hats, a traditional millinery studio she founded more than three decades ago after discovering hat making by chance. Working from her shop and atelier in Toronto, Karyn and her skilled team handcraft every hat on site using vintage hat-blocking techniques, fine materials and meticulous hand sewing. In 2016, Karyn created the iconic hats worn by Gord Downie during The Tragically Hip's Man Machine Poem tour. She is an award-winning designer and an experienced educator, having taught at Ryerson University and the International Academy of Design. lilliputhats.com

Mathieu Grodet is a glassblower, flame worker and illustrator born in France. Ideas around contradiction, power, duality and the absurdity of life are explored as he marries and reconstructs form, function and design with a unique style to provoke discussion. @mathieu_grodet_glass

Victoria Guy is an emerging Canadian queer glass artist with a focus on sculptural work. Her journey began with Sheridan College's Honorary Bachelors of Craft and Design and continued as an Artist in Residence at Harbourfront Center in Toronto. @_lady_glass_ | lady-glass.square.site

Maureen Haines is the owner and creative spirit behind the Log Cabin Glass Studio. Originally a quilter, she was always interested in stained glass. Upon retiring from teaching high school, she was able to pursue that passion, creating unique stained glass art pieces. She has developed her skills along the way and journeyed into the unknown by incorporating old pieces of glass, glass finds and Depression Glass pieces into her work.

Kerry Hicks experimented with different mediums throughout her life, including painting, drawing, knitting, embroidery and crocheting. She discovered the art of cold connection jewellery making in 2001 and began making chain maille and wire-wrapped jewellery. For several years she learned the art of tattooing, earning a professional apprenticeship while working at several shops. In 2016, she took the Jewellery Essentials Certificate program at HSAD.

NEW! **Andrea Hildebrand** is a multidisciplinary artist and gallerist, who has recently relocated to Haliburton. She graduated from Sheridan College and Ontario College of Art & Design, majoring in ceramics with secondary studios in jewellery design and fibre and textile arts. Following her studies, Andrea spent four years in Asia teaching and travelling, immersing herself in rich craft traditions. Andrea's current work explores the importance of preserving traditional methods in an era of rapid technological change and the emergence of artificial intelligence in the creative fields.

Michelle Hishmeh is a graduate of the Jewellery Arts Program at George Brown College. In 2008 she established her own line of jewellery, Mishka Peachka, that is inspired by vintage jewellery, science, insects and culture. Creating with precious metals and gemstones, Michelle manipulates earth-found materials with fire and hammer resulting in something beautiful and meaningful. @mishka.peachka | mishkapeachka.com

Kat Honey is an artist, art instructor and former graphic designer. An award-winning graduate of OCAD, Kat's work includes collage, signage and painting — encompassing bold graphics, subtle patterns, text, wit and wordplay. As an instructor Kat creates learning environments that are supportive and adventurous. She leads courses and workshops online and in-person, as well as lecturing and jurying exhibitions. @kathoneyartist | kalhoney.ca

Yvonne Iten-Scott was raised on a cattle farm, surrounded by antiques, handmade quilts, hand hooked and braided rugs. After raising her four daughters in England, Singapore and Canada, she returned to a rural lifestyle in the countryside of Ontario. The farm is where she has her studio, teaches creative workshops and holds fibre retreats. After careers in Photography and Montessori teaching, she found her passion in textile art. @yvonneitenscott | yvonneitenscott.com

Maria Iva is a landscape painter renowned for her impressionistic style and vibrant colorist approach, working primarily in oil and dry pastel mediums. A passionate nature lover, Maria draws inspiration from the provincial parks and conservation areas of Southern Ontario. She often works en plein air with dry pastels, capturing the light and atmosphere of each scene. A sought-after instructor, Maria teaches oil and pastel techniques with clear, manageable steps, fostering creativity and confidence in her students. @maria.iva.art | mariaiva.com

Louise Jackson is an accomplished spinner and dyer with over 35 years of experience. She earned her Master Spinner/Dyer Certificate from Georgian College in 1996 and has become a respected educator and advocate for the fiber arts. Louise shares her expertise through demonstrations at fall fairs and historical events, as well as workshops in spinning, natural dyeing, and eco dyeing, exploring both traditional and innovative techniques. She is the OHS Spinning Certificate Program Coordinator for Levels I-III and has taught dyeing and silk spinning at Haliburton School of Art + Design for more than 15 years, inspiring students with her technical skill, creativity, and passion for fibers.

Teena Jennings is a recently retired faculty member from the Fine Arts Department at the University of Akron in Ohio, where she taught many courses related to the history and design of textiles. She has returned to Canada and is now fully committed to the use of natural dyes in her home studio, with indigo chief among them.

Grethe Jensen is an experimental painter and arts educator. She strives to draw attention to the inner power and intrigue of a subject; abstract but still real. Recently she has been dedicated to exploring the unique language that is inherent in colour; whether it is used boldly or with subtlety, it always has much to say. When teaching, Grethe creates an energetic and supportive environment that encourages participants to explore, play, and find their own passion. @grethejensenart | grethejensen.com

Martha Johnson graduated from the University of Guelph with an Honours BFA, attended Arts Sake in Toronto, and was mentored by Tom Hodgson (Painter's Eleven). She has been instructing all skill levels of painting and drawing over 25 years and leads outdoor painting workshops at various locations. @highpinespainter | marthajohnson.ca

Gord Jones is a watercolour artist residing in the Algonquin Highlands. The surrounding landscape is a great source of inspiration for most of his paintings. He interprets the essence of his chosen subject rather than producing detailed likenesses of actual places. Watercolour allows Gord to transfer the light and shadow that he photographs in real life to the painting.

Sarah Jowett is a graduate of OCAD obtaining her BFA in Drawing and Painting as well as a Bachelor of Education from Trent University. Sarah's artistic journey is heavily influenced by nature and the Haliburton Highlands landscape around her. Working as an educator with children, Sarah has enhanced her passion for art through the context of supporting children's creativity.

Dianne Karg Baron has been exploring various forms of wirework for almost 30 years. The award-winning artist has bent, twisted, woven, hammered, fused, and knitted her way through many kilograms of metal. Always attracted by clean lines and forms, her recent work focuses on filigree & enamel as well as historical and modern adaptations of Viking Knitting. @diannekargbaron | diannekargbaron.com

NEW! **Miriam Kaufman** is a fibre artist who spins, weaves, knits, and works with natural dyes using a hybrid dyeing method that is accessible, sustainable, and well suited to home practice. She maintains a studio at Dupont Arts in Toronto, where she creates her work and teaches weaving to students of varying experience levels. Deeply engaged in the fibre arts community, Miriam currently serves as Chair of the Toronto Guild of Spinners and Weavers, supporting education, skill sharing, and the continued growth of traditional and contemporary textile practices.

Shannon Kennedy has been exploring the cutting edge of design using digital manufacturing technologies like 3D printing for years, integrating the skills of the craft artist and the technologies of manufacturing. 3D modelling, rapid prototyping, and 3D printing advanced techniques have created a new way for her to realize her designs as a jeweller. Shannon is a passionate instructor at several colleges and galleries, as well as at her studio. @cynosurej | www.cynosure-jewelry.com

Valerie Kent is an accomplished painter with more than 50 years of experience exhibiting and contributing to the arts. She has served as a juror—both in person and online—for art societies, en plein air associations, competitions, and arts publications. In April 2025, she exhibited in Korea and Japan. In 2026, she will continue to exhibit internationally and in Ontario, including at Ecco Gallery in Lakefield. valeriekent.com

Kim-Lee Kho is a Canadian, multidisciplinary artist of Chinese Indonesian and British descent, exploring personal experience as a gateway to broader human concerns. She has participated nationally in exhibitions, residencies and mentorships; and won awards including grants from the Ontario Arts Council. A popular and experienced art educator, speaker, and juror, also known for hosting and co-hosting art livestreams, including Virtual Studio Parties on her YouTube channel, and Virtual Collage Jam, since the first COVID lockdown.

NEW! **Cynthia Kinnunen** is a music educator and community musician based in Guelph, Ontario, and a part-time faculty member and doctoral researcher at Wilfrid Laurier University's Faculty of Music. She offers bespoke workshops, lessons and programs in ukulele and piano, and directs the Royal City Ukulele Ensemble, now in its 12th season. Known for her dynamic, welcoming teaching style, Cynthia has taught at numerous Canadian and international ukulele festivals. CynthiaKMUSIC.com.

NEW! **Victoria Kramkowski** has been teaching and performing Egyptian Bellydance for over 20 years. Victoria runs Sweetwater Bellydance and has taught classes and workshops throughout Ontario and now regularly teaches classes in Mississauga, as well as in Haliburton. She has also performed at various community and signature festivals, including Carasauga, Carabram, Vibrant Brampton, the Egyptian Coptic Festival and more.

Steph Krul is a glass artist and educator, with an extensive background in production glassblowing. Her combination of clean lines and bold colour work allows everyday housewares to be elevated to the status of fine art objects. She is known for her focus, patience and dedication to each piece, whether assisting others in realizing their vision or developing her own body of work. @krulglass | krulglass.com

Steph Krul



Rebecca Lamperd has been spinning since 1995 and now finds herself raising a small flock of Shetland sheep. Her pursuit of the OHS Spinning Certificate will culminate in her graduation from the program in 2020. Rebecca especially enjoys spindle spinning and is rarely without a spindle and fibre in her hands or her bag, ready to spin.

Becky Lauzon is a glass artist and engraver currently based out of Marmora. She has been working in glass since she graduated from HSAD in 2010. She continued her studies at Sheridan College before doing a four-year residency at Toronto Harbourfront Center. She has since worked in a variety of studios as an assistant and teacher. Becky continues to develop her own body of work. @Rebbylau | Beckylauzon.ca

Bethany Le Blanc is a self-taught painter whose main practice is in detailed, realistic paintings. Bethany also works with found objects and materials and has a separate practice in fibre art and natural dyeing. Bethany is a graduate of the Visual and Creative Arts Diploma with a certificate in Fibre Arts from HSAD.

Tracey Lee Green is a Wilno based Métis nature artist. Her joy, and love of the natural world inspires, and guides her abstract mixed media pieces. Using Ojibwe text in her latest series, translations embrace dynamic content and boundaries as Tracey explores her Anishinaabe heritage. Tracey loves sharing her enthusiasm and excitement for art, a passion that she is delighted to ignite and pass along to others through her art and teachings. @traceyleegreenartist | traceyleegreen.com

NEW! **Andrea Lee** is an internationally active collage, printmaking, and fibre artist with a passion for fibre sculpture. She holds an MA in Communication and Social Change, has studied Mokuhanga in Japan, and is a graduate of the Fibre Arts Certificate Program at HSAD. With 20 years of workshop experience, she is a warm, encouraging instructor who helps students expand their creative possibilities. Recent exhibitions include the Kolaj Institute (New Orleans) and Colborne Street Gallery (Fenelon Falls). andrealee.com/art

Julia Lee is a graduate of the 1994-2000 OHS Spinning Certificate Program at HSAD and now coordinates and instructs the course. She teaches spinning, operates a fibre club subscription service, and creates custom yarns and knits. Julia is a professional spinner and takes commissions to spin special fibres into unique yarns. When designing her textiles, Julia uses Ontario-grown natural fibres to create attractive garments, blankets, and knitted tapestries. provenanceyarns.com

NEW! **Meg Leslie** is a multidisciplinary artist based in Ramara, Ontario, specializing in handmade porcelain mosaic tiles. Her work, often inspired by nature, local flora, and fauna, includes unique backslashes, fireplaces, standalone artworks, and large-scale public projects. Meg embraces a bold, intuitive approach, with a deep appreciation for rich colours and textures. A graduate of Georgian College's Interior Design program and a certified Master Naturalist, she blends design, nature and craftsmanship seamlessly. As an educator, Meg inspires creativity while fostering connection through art and storytelling. atherlevarts.ca

Jane Lewis has been leading vocal groups since 2008. As a singer-songwriter, she is often compared to Carole King, playing piano-based music that draws on her strength as a lyricist and singer. She performs most often with the folk duo Gathering Sparks (with Eve Goldberg), nominated for a 2014 Canadian Folk Music Award for Vocal Group of the Year. Jane has released two solo recordings, and Gathering Sparks released their newest album on Borealis Records in September 2019. @janelewis | janelewis.ca

NEW! **Jessica Lin** is a professional photographer with 25 years' experience and a 13-year visual arts practice. A Fanshawe College Photography graduate, she specializes in commercial work and mentoring makers and small businesses, photographing a wide range of craft and design media. Her artwork layers images from years of travel and nature exploration, creating reality-based fantasy landscapes through advanced Photoshop work. Since beginning a meditation practice in 2017, she has produced two multisensory installations and completed a Mindfulness Meditation certificate (University of Toronto, 2023). jessicalin.ca.

NEW! **Shannon Litzenberger** is a choreographer, facilitator and creative guide whose work explores how embodied practice can awaken imagination, deepen connection, and support renewal. Rooted in her twenty-five-year career as an award-winning dance artist and artistic director, her workshops invite participants to engage creativity as a living, relational process. Beyond the studio, she designs and facilitates programs for people and organizations across the arts, academic and social sectors, helping people navigate change with creativity and care. shannonlitzenberger.com

Tara Love connects with her natural surroundings to create relaxed, functional stoneware pottery. She began her full-time commitment to clay shortly after completing her studies at NSCAD University in Halifax. Tara's love of travel has inspired clay creative projects in India, Vietnam, Indonesia, Colorado, Guatemala and more.

Sandi Luck's formal education includes a Diploma of Fine Arts, BA (Psychology), Textile Surface Design, Interior Design and Sustainable Building Design certificates. She worked for many years in architectural and graphic design and, more recently, was a founding member of The Art Hive Maple Lake Artisans Collective. Sandi is currently working with wearable's that incorporate multiple layers of vibrant colour and hand embellishment and exploring the wonderful world of nuno felt. sandiluck.com

Denise Magloughlen is a fibre artist and metalsmith with a long-standing desire to create. She has explored several different mediums and has been creating felted wearables and home decor since 2012. Denise has studied felting techniques and design in Hungary with some of Hungary's most well-known felting artists. She has completed several classes at HSAD over the past 30 years and is an honours graduate of the Jewellery Essentials program.

Terrill Maguire is an award-winning choreographer, dancer and educator. She has long committed to engaging people of all ages in creative interactions through community arts initiatives, nurturing collaborations between artists of different disciplines. A recipient of various awards, commissions, grants and residencies; in November 2022 she was awarded the Robert Johnston/Canadian Artists Network's Visionary Artist Award.

Janine Marson is a graduate of the Design Art Program at Georgian College and received a BFA from the University of Guelph. Her 30-year career has established a strong sense of direction, garnered several exhibitions and awards, and has provided the opportunity to influence hundreds of students with her calm, encouraging spirit. Janine loves to inspire others with art, teaching private art lessons in person and online via ZOOM. @janinemarsonartmuskoka | janinemarson.com

Noelia Marziali is a Uruguayan-Canadian maker, schooled in fine arts and shaped by her wanderlust. Artists, writers, rebels, inventors, circus folk and explorers are her people. Her favourite mediums are leather, wood and paint, with digital creation taking the lead in her work in recent years. She has written, illustrated and released her first self-published book, *The Fantastical Eyeball Exchange*. You can find her art in galleries and shops around Haliburton. Discover how her art comes to life through the lens @leatherwoodandpaint. noeliamarziali.com

NEW! **Paola Marziali** is a multidisciplinary artist living in Milton, Ontario. As long as she can remember, she has felt compelled to create and has never settled on just one way of doing so. She enjoys working with three-dimensional forms and textures, primarily using textiles, paper, and a wide range of repurposed materials. Her work celebrates a love of bold colours, strong lines, and dynamic patterns. Recently, she has been working on her biggest project yet: building a tiny house to call home for herself and all her art supplies. paolaakapolie.wixsite.com/website

Melanie Matthews followed her painting and drawing studies at Dawson College a BFA with distinction in Studio Art from Concordia University. She shares her time between her personal art practice and an ever-expanding teaching schedule. She instructs on a broad spectrum of topics, including methods and materials of acrylic painting, acrylic encaustic techniques, monoprinting, large scale image-making, painting on Plexi, essential acrylics, mixed media, digital mixed media, contemporary water media, creative colour mixing, image transfer and more. melaniematthews.ca

NEW! **Andrea McCallum** is a visual artist and printmaker based in Muskoka. Her current art practice is focused on printmaking, working in a variety of processes. She explores the intersection of place, memory and the natural world. Andrea responds to landscapes and landmarks by choosing the medium that best reflects her impression of their character and texture. She finds inspiration in everyday experiences of nature, and her use of analog processes infuses them into the work. @andreamccallum.art | andreamccallumservices.com

Helen McCusker is a graduate of the Sheridan College Illustration Program and has been a practicing artist for more than 40 years. For over 20 years, Helen has taught art classes throughout the GTA, specializing in drawing, figure drawing and painting, portraiture and paper sculpture. She is enthusiastic about helping students discover their potential and encouraging artistic exploration. @helen.mccusker | eaglewoodstudios.blogspot.ca

Aly (Joy-Lily) McDonald is a black-biracial acrylic painter and visual artist navigating emotions, bodily autonomy and bodily integrity through art. She describes her work as contemporary nude expressionism. Using vibrant and bold acrylic colours, Aly strives to express that even when a body is in a vulnerable state of nudity every individual's body is their own. Aly graduated from HSAD in 2019 with their Visual and Creative Arts Diploma, and a certificate in Painting and Drawing. @a.j.ly.artisty | alyjoylilymcdonald.wixsite.com/ajlyartistry

Lesley McNally earned her Bachelor of Design Honours Degree in Ceramics and Printmaking at Duncan of Jordanstone, Dundee University in Scotland. Coming to Ontario in 2004, she delved deeper into her craft, honing her skills in unique stretched slab forms, paperclay techniques, hand building and captivating surface treatments. Leveraging her knowledge in printmaking, she infused her ideas onto clay creating highly tactile surfaces. @lesleymcnallyceramics | lesleymcnally.com

Joan McKenzie is a member of the Etobicoke Handweavers and Spinners (EHS), and practices a number of techniques – spinning, weaving, dyeing, felting, knitting, rug hooking, crocheting, tatting and various forms of needlework. She's been spinning since 2007 and in 2017 finished the Ontario Handweavers and Spinners (OHS) spinning education program and was awarded a Certificate of Excellence in Spinning and is working on her Master Spinner program.

Liz Menard is a printmaker, book artist and arts educator. Liz's work reflects her curiosity about our relationship to nature, how it shapes our sense of place and reflects us as a society and as individuals. @printmakerliz | lizmenard.ca

NEW! **Ian Milligan** is a multidisciplinary craftsman, illustrator, and designer based in Vancouver, Canada. Trained in glassblowing in the early 2000s, he developed his foundation working with molten glass, forged steel, and traditional craft techniques. After years in graphic design, illustration, and mural work, he returned to the hot shop with a renewed focus on form and material. Rejoining the glass community, he teaches with a patient, hands-on approach and creates functional and sculptural pieces inspired by rhythm and movement. Instagram: @ianmilligan_glasswork

NEW! **Cassie Moon** is a multidisciplinary artist who has been creating from a young age. She is a graduate of the Jewellery Essentials Program at Haliburton School of Art + Design. As an emerging metalsmith and jewelry designer/artist, she is focused on honing her craft and deeply engaging in exploring smithing in its many forms.

Elise Muller has been sculpting stone since 2001 and her large public sculptures can be found in Dorset, Fergus, and Kingsbrae Garden. Elise has been teaching stone carving to both adults and children for 19 years, and enjoys nurturing her students' individual creativity. @elisemuller_art | stonetreestudio.ca

Ken Murray is a novelist, playwright, short story writer, and essayist. Since 2009, he has taught creative writing at the University of Toronto, School of Continuing Studies and has taught at Haliburton School of Art & Design since 2014. While earning his MFA at The New School in New York City, Ken also trained as a teaching artist with Community Word Project and taught with the organization Poets House. kenmurray.ca

Elise Muller



Isabel Neveu-Geene is a ceramic and multi-disciplinary artist based in Haliburton. Isabel's ceramics focus on her connection to her childhood whimsy and the natural world. She includes vibrant colours, textures, and various firing techniques to include play in her work and exploration in clay. After graduating as Valedictorian from HSAD's Integrated Design and Ceramics programs in 2021, Isabel worked as a studio tech at HSAD, mentored under professional local potters before opening her own pottery practice in 2023. @ing_studios

Nancy Newman is an artist, teacher and juror. An experienced professional teacher, she conducts workshops for many art societies and has taught regular sessions of classes at the Aurora Cultural Centre. Nancy has been an instructor at the Blue Mountain School of Landscape Painting and has taught at the Haliburton School of Art + Design for many years. @nancynewmanart | nancynewmanart.com

Cathleen Nicholson graduated from the Sheridan College School of Craft and Design in 1997, then continued with a multi-year residency in the legendary ceramic studio. Beginning as a teaching assistant at Sheridan she then began teaching throughout the full-time ceramic program. Cathleen continues to teach intermediate throwing and atmospheric firing class at Sheridan College. @cathleennicholson

Gavin North began improvising and acting at age 11 with Montreal youth theatre and has been performing ever since. A stand-up comedian, musician and beekeeper, he teaches improv classes and runs improv drop-in classes. Gavin coaches improv techniques for personal relationships, professional advancement and team building. @shartspa_duo | shartspa.com

NEW! Marg Notar is a self-taught, award-winning quilt artist whose work has been juried into national and international exhibitions. Raised in a family of painters, designers, and makers, she grew up learning sewing, embroidery, and drawing, and later explored embroidery, weaving, watercolour, pottery, and stained glass. Her creative businesses have appeared in numerous provincial craft shows, including Toronto's One of a Kind. Since 2006, she has focused on art quilting, guided by a love of colour and whimsy. For the past 25 years, Marg has also taught psychotherapy methods to graduate social work students and professionals across Canada while maintaining her own psychotherapy practice.

Charles O'Neil is a full-time artist with a wide range of interests and a long affiliation with HSAD. Working primarily in metal wire, his work is now featured in galleries across the country as well as internationally. Charles has earned a certificate in Artist Blacksmithing and a Diploma in Visual and Creative Arts from HSAD. A faculty member since 1997, he teaches several adult courses in wire sculpture, drawing, and painting.

Stephanie Park is a certified educator with the Ontario College of Teachers. She first fell in love with ceramics at HSAD and completed the Ceramics Certificate Program in 2017. In addition to sharing her love of ceramics with students of all ages, she continues to work as a ceramic artist, creating original wheel-thrown and handbuilt pottery inspired by the natural world. @spark_pottery | sparkpottery.ca

Rose Pearson earned her Bachelor of Fine Arts degree from York University, majoring in painting and drawing. She went on to receive her education degree and has over 30 years of experience teaching art in both the public school system in Alberta and Ontario, privately from her studio in Haliburton County and for HSAD. Rose is the coordinator of the Visual and Creative Arts diploma at Fleming College. rosepearson.com

René Petitjean has been a maker of objects for more than 40 years. After many years creating pottery, René developed a fascination for wrought iron. Many of his projects have been large in scope and have taken over a year to complete. In 1998 he assisted with the design of the HSAD's Artist Blacksmith Certificate Program, of which he is a faculty member. René also teaches in the Ceramics Certificate Program. renepetitjean.com

Sara Petroff has degrees in both Visual Fine Arts and Interior Design. Drawn to rescuing traces of time on memory-filled papers, Sara's mixed media sculptural collages reframe obsolete ephemera in a new light. Sara has been long been an arts advocate and invited speaker at art schools, galleries and shows, serving on advisory committees, including the board of the Women's Art Association of Canada. @petroffdesign | petroffdesign.com

John Proctor owns and operates Earth Tones Studio in Guelph, Ontario. He builds drums and teaches workshops on a variety of world drums including Frame Drum, Ocean Drum, Djembe, as well as building instruments from recycled PVC. His practice of making musical instruments from recycled PVC contributes to environmental sustainability while transforming discarded industrial waste into functional sound making instruments and art. He also facilitates drumming and soundscapes for those who respond to the call of the drumbeat. EarthTonesStudio.org

Sandra Quigley has been making, collecting and selling miniatures for over 40 years. She enjoys combining all manner of crafting techniques to create convincing and charming miniatures inspired by everyday life. Sandra is passionate about all things mini and loves teaching workshops to inspire others to embrace this hobby. @petitehandicrafts

Shannon Quigley specializes in hand embroidery and loves making things by hand. She started Creative Confidence in 2024, offering embroidery kits and workshops that encourage people to have fun, connect with others, and feel good. She has an MA in Art Gallery & Museum Studies from the University of Manchester and spent 10 years running educational programs in museums and galleries before shifting to embroidery. creativeconfidence.ca | creativeconfidencekits.com

Rob Raeside is a glassblower who has been working with the medium for over 10 years, which began with a class at HSAD. He has worked for numerous studios across Ontario and been an onscreen assistant on every season of the Netflix series Blown Away. Raeside's art focuses on attention to form, symmetry, and fluid glassblowing.

Stephanie Rayner is an artist, printmaker, international lecturer, art educator, and captivating storyteller. Her artworks, shown widely and collected by major art museums, deal with themes and issues relating to spirituality and science. Her latest artwork, the 30-foot-long Boat of Eternal Return, was highlighted on the cover of the winter edition of Exile ELQ Arts & Literary Magazine. Stephanie's ability to inspire creative responses within the individual takes her teaching well beyond technique and into the very heart of the art process. Youtube: ELQ Stephanie Rayner

Rebecca Reynolds holds a BFA from Concordia University and a Bachelor of Education from Nipissing University. She also earned an Expressive Arts Certificate from Fleming College and is currently completing a Master's degree at Western University. Rebecca's non-objective paintings, drawings, and collages explore colour, shape, and layering, drawing inspiration from the spontaneity and playfulness of children's

gestures. Her creative, engaging, and dynamic teaching style has been shaped by more than 20 years of experience teaching children of all ages in art centres, galleries, theatres, museums, libraries, camps, and classroom settings. You can find her work on Instagram at @rebeccareynoldsart.

Joanne Rich attended a Japanese papermaking workshop at Kozo Studio in Thailand with the support of the Ontario Arts Council. With additional support from Canada Council for the Arts, Joanne continued her research on natural dyeing at Mamie's schoolhouse. Her favourite papermaking fibre is the common milkweed. @sculptedlight | sculptedlight.ca

Kirei Samuel's fascination with glass started purely by accident 25 years ago, when a friend gave her some scrap glass. For many years she travelled the Ontario art and craft show circuit and then, in 2009 she opened her studio/gallery which houses her one-of-a-kind pieces in jewellery, plates, bowls and artwork.

Joel Saunders is a fingerstyle guitarist and singer/songwriter with a music degree from the University of Guelph. Establishing himself as a standout musician both locally and amongst the international online guitar community, his fingerstyle technique, jazz training and pop sensibilities have manifested into explorative originals and a repertoire of covers that spans nearly a century. He currently performs as a solo musician and with several ensembles, teaches online, and does audio and video production work from his home studio in Guelph, Ontario.

Stephanie Schirm began her career as a fashion designer. Stephanie eventually left the fashion industry, graduated from OCADU in Communication and Design, and entered the Liturgical design world. She established Labyrinth Studios Inc., designing and manufacturing religious garments and sanctuary décor for churches across Canada and the US. Her passion for the figurative in drawing, painting, and designing led her to share her knowledge through continuing education. @stephanieschirm | stephanieschirm.com

NEW! **Jane Schuell** is an avid knitter and rug hooker who was introduced to spinning 21 years ago after wandering by chance into a Belleville Weavers and Spinners show and sale. Instantly captivated by the craft, she began exploring spinning as a way to deepen her connection to fibre and textile traditions. Since then, Jane has devoted her spare time to learning how to spin a wide range of fibres, continually refining her skills and expanding her knowledge through practice, experimentation, and engagement with the fibre arts community. Her work reflects a deep appreciation for the versatility and tactile qualities of natural fibres, as well as the satisfaction found in transforming raw materials into usable, beautiful yarns.

Marta Scythes is a medical illustrator, researcher and educator. Marta holds a Masters of Science in Biomedical Communications from the University of Toronto and Masters of Design from OCADU. She is currently collaborating with Queen's University and Provident Care Hospital in Kingston, designing and implementing strategies for stroke rehabilitation.

Jennie Seward graduated from Sheridan College with an Illustration Diploma and Mohawk College with a Graphic Design Diploma. Jennie brings 30 years of experience in the art industry including, oil painting, murals, digital works and fibre arts. @studiocubed

Jennifer Sharp is a guide on a journey of self-discovery through storytelling. She has published both poetry and stories for middle graders. Her passion extends beyond the written word, as she brings a unique blend of expertise to her courses. As a certified Mindfulness instructor, she empowers her students to navigate the complexities of their narratives with purpose and authenticity. Jen is a mother of two grown children and a lover of travel and mint chocolate.

Jonathan (Jon) Sharp (they/them) is an artist, blacksmith, glassblower and leaded stained glass craftsman. They completed specialty certificates in artist blacksmithing and glassblowing at HSAD. A retired Canadian Armed Forces paramedic and instructor with more than 15 years of service, their art is an examination of memory and trauma as reflection of their personal history with PTSD. @forgeandglory.

Brad Sherwood began working with glass as a student at OCAD University. Upon graduating in 1994 with a diploma in sculpture, he received an artist residency in the Glass Studio at Harbourfront Centre. He continues to develop his unique tools and methods for glass forming. Brad worked for several years as a scientific/industrial glassblower and has incorporated that knowledge into his art. He teaches Flameworking, Introduction to Hot Glass and Three Dimensional Design at Sheridan College.

Beth Showalter finds inspiration in colour, textiles, fibres, people and history. She graduated from UWO with bachelor's degrees in fine arts, studio honours and education. Beth completed the OHS Spinning Certificate in 2014 with distinction and is now an instructor in the program. As a teacher, she strives to develop and deliver spinning-based workshops that encourage participants to build upon their existing skills and try new approaches to expand their own practice. @bethshowalter

Lisa Skog is a former university researcher turned full-time ceramicist who has been working with clay for over thirty years. Her ceramics studies began at Mohawk College but expanded to include numerous specialized courses and workshops throughout North America. A research background has allowed her to pursue glaze development and unique firing techniques. Captivated by corroded and decaying surfaces, much of her work has involved raku and wood firing as an aid to replicating the essence of these surfaces. @lisaskogceramics | lisaskogceramicart.com

Naomi Smith is an Indigenous Artist, Maker and Educator from the Chippewas of Nawash Nation in Neyaashiiniimiing. For over 25 years Naomi has focused on sharing teachings about the Indigenous people of the Woodlands and Northeastern region from a historical and contemporary perspective often through the story of beads. While many of her lectures and presentations are art themed, she also talks about the historic challenges facing indigenous peoples and how this narrative has affected her life journey. Naomi provides insight into her Indigenous world which is a unique blend of traditional teachings and colonial experiences.

Tracey Stabback hails from Dartmouth, NS. For over thirty years, Tracey has been performing, conducting choirs, and teaching private and group music lessons. Tracey is a vocal clinician and workshop instructor and maintains an active home studio and tutoring centre. She currently sings with Isabel Voices and is a full member of the National Association of Teachers of Singing. As someone who enjoys both teaching and making music, Tracey continues to create new music for a variety of instruments.

NEW! Christine Stewart is a seascape and landscape artist living near Toronto. She has been painting for most of her life and has always been drawn to water and beaches. She uses a variety of techniques and glazes with acrylics to capture the transparency, light and movement of water. In addition to creating paintings for public exhibitions and private collections, Christine is a member of the Newmarket Group of Artists. She balances her art practice by being a full-time teacher. christinestewartart.com
Instagram: [@christinestewart_art](https://www.instagram.com/christinestewart_art)

Rachel Stewart has studied a wide variety of fibre arts in Canada and New Zealand. She earned the OHS Spinning Certificate with Distinction in 2025 and holds a Master's degree in Education from Queen's University. Rachel retired from teaching elementary school after 31 years and continues to play viola professionally with the Kingston Symphony. She is inspired by colour, rhythm, and patterns. rachelstewart.ca

NEW! Jonah Strub is a Toronto-based sculptural ceramic artist whose work draws on camp, kitsch, musical theatre, Yiddish humor and drag to explore queer and Jewish identity. His ceramics feature themes like glamorous Jewish grandmothers, flamboyant creatures, and self-portraiture, often incorporating his own face into bold, patterned forms. Through his drag persona, Loxanne Creamcheese, Jonah embraces flamboyance and humor to challenge ideas of masculinity, femininity and cultural expression.

NEW! Jacque Sullivan studied Fine Art at the University of Windsor and University of Guelph, later earning a Bachelor of Education at UOIT (Oshawa). Since leaving her career as a teacher, Sullivan has worked from her home studio to create hand-printed linocut, woodcut and letterpress prints, greeting cards, gelatin prints and block-printed textiles. She also teaches these relief printmaking processes through workshops across Southern Ontario. In 2025, Sullivan travelled to Japan, to study mokuhanga (Japanese water-based wood-block printmaking). [@jacqueprints](https://www.instagram.com/jacqueprints) | jacqueprints.com



Jonah Strub

Silvia Taylor has been working with glass since she was 17 years old. She is a graduate of Sheridan College's Craft and Design program and has been a resident artist at Blown Away Glass Studio in Elora Ontario and an artist-in-residence at Harbourfront Centre in Toronto. She continues to do research on sustainability in glass by connecting with artists, manufacturers and engineers from all over the world.

Carol Teal writes memoirs, essays, fiction, and award-winning songs. She received her MFA in creative writing from Lindenwood University, Missouri. She has been leading writing groups in the Amherst Writers and Artists writing method since 2017 and believes everyone is a writer. She loves writing, teaching, and developing supportive writing communities where each person's voice is affirmed. [@carol.teal](https://www.instagram.com/carol.teal) | inklinks.ca

NEW! Kate Tessier is a Chartered Industrial Designer and the founder of Kilowatt Kate, a collaborative curatorial craft and design practice focused on lighting, material reclamation and experimental generative product development. She has been Senior Designer-in-Residence at Harbourfront Centre in Toronto since 2023. With two decades of experience in product design, Tessier develops both functional and decorative hardware, custom architectural lighting, and locally produced craft and design.

Hope Thompson is an award-winning filmmaker and screenwriter, most recently picking up best feature screenplay at Toronto's Female Eye Film Festival, with co-writer Patricia Chica. As a writer, Hope is passionate about crime and true crime genres. [@hopethompson70](https://www.instagram.com/hopethompson70) | hopethompson.net

NEW! Rowan Tofflemire grew up in Haliburton and first discovered a passion for filmmaking at age 10 while taking the video production course he now teaches at HSAD. Rowan studied Film and Television Production at Humber College. He co-founded RX2 Productions, based in Toronto, creating promotional content for small businesses, including commercials, social media videos and music videos. He also works on larger film and television sets when not busy with RX2 Productions.

Rosemary Vander Breggen is an Honours graduate of Studio Process Advancement at Fleming College and was the first Reclaim Resident Artist at HSAD in 2015. She spent seven years at Dundas Valley School of Art in Advanced Studio in Fine Art and also attended Sheridan College School of Design. She works primarily in the mediums of collage and paint, to which she has recently added sculpture and photography. [@rosemarysart](https://www.instagram.com/rosemarysart)

Suzie Vinnick is a Saskatoon native, Roots and Blues singer, three-time Juno Nominee, CFMA Award winner and a 11-time winner of the Maple Blues Award for song writing, female vocalist, acoustic act and more. Suzie has a voice that soars, it growls, it whispers and it shouts from a deep, deep well of emotion. Her latest album is entitled Fall Back Home. [@suzievinick](https://www.instagram.com/suzievinick) | suzievinick.com

Heather Vollans explored many pursuits – paper-mache sculpture, furniture restoration, acrylic and oil painting, quilting, collage, and decoupage until eventually mosaic became her passion. She has been teaching for a number of years. In her studio practice, Heather's mosaic work is mostly abstract. She finds the process of experimenting with materials to be the most enjoyable and important part of the process. [@heathervollans](https://www.instagram.com/heathervollans) | dawningdecorstudio.com

NEW! **Andrea Vuletin** is a mid-career ceramic artist with a 25-year studio practice. Raised in a creative household in Toronto, she now lives, works, and teaches ceramics in Chatham. Inspired by the surrounding fields and conservation lands, Andrea's work is informed by local flora and fauna, forest bathing, and birding. These influences are central to her botanical ceramic vessels, which balance contemporary and nostalgic sensibilities. Through expressive illustration, form and surface, her work evokes comfort, memory and connection. Andrea holds a Bachelor of Design from OCAD University and is an experienced educator.

NEW! **Harvey Walker** is an enthusiastic oil painter that works in the studio as well as en plein air in all seasons. His communication and creative skills developed over the years as a kitchen/furniture designer. For the last sixteen years, painting and teaching has become his passion. He hosts regular classes and workshops at his studio in Carnarvon. Harvey has taught at Blue Mountain School of Landscape Painting and several adult education courses across Ontario. Harveywalkerart.ca
Instagram Harvey J walker

Victoria Wallace is an artist-educator, born and raised in Toronto. For over 25 years she operated a successful mural and specialty paint finish company in Toronto which included work for film, television, commercials, schools, businesses and countless private residences. victoria-wallace.com

NEW! **Tiffany Walt** is a fiber artist and educator who has been crocheting for over 25 years. She learned at age nine from her best friend, now her business partner, and has spent the past 15 years teaching others. For the last six years, Tiffany has worked professionally, creating commissioned fiber pieces, including keepsakes, pet portraits, and custom drawings. Creating and teaching are central to her practice. Through her work, Tiffany is passionate about sharing skills, building confidence, and helping others experience the joy of making by hand.

Susan Watson Ellis followed graduation from the University of Toronto with an apprenticeship to a German Goldsmith. In 1981, she opened Paradigm Designs, creating handcrafted jewellery that sold across Canada. paradigmjewellery.com.
@paradigmjewellery

Yvonne Westover has a BFA Honours from the University of Guelph and became a certified Zentangle teacher in 2013. She has worked in many mediums over the past 30 years and Zentangle is the common thread that brings many ideas together in her current works. Her passion for inspiring creativity in others has led to developing Zentangle, water-colour and mixed media workshops for private and corporate clients. ywestart.ca

Ruth Wickremesooriya is a multidisciplinary artist creating conceptual pieces and bespoke woven cloth exploring themes of brokenness, hope and transformation. She draws inspiration from broken objects, global cultures of care and repair, and the resilient patterns of regeneration embedded into the natural world. @makingruth | makingruth.com

Deidre Wicks is a professional artist specializing in watercolour paintings of animals but also has extensive experience in acrylic, gouache, coloured pencil and ink. Deidre has spent most of her career designing art for commercially produced products as well as custom portraits of beloved pets. She believes in a style of painting that is all about play, experimentation and breaking a few rules. @deidrewicks | deidrewicks.com

Zachary Williams blends traditional and digital mediums to create his artworks. Holding a Visual and Creative Arts Diploma, Integrated Design Diploma, and Certificate in Digital Image Design, Zack now works within the Centre for Making at HSAD, helping students and local artists bring their creative visions to life.

NEW! **Meggan Winsley** is a Toronto-based artist and screen printer. She received her BFA from York University in 2004 and completed the Art Fundamentals Certificate at Sheridan College in 1999. She became a member of Open Studio in 2005 and began teaching shortly after. Her work has been exhibited nationally and internationally and is held in both public and private collections. In addition to her long-standing involvement with Open Studio, Meggan has worked with several other printmaking studios and creative organizations, contributing to a wide range of collaborative and community-based projects. She is currently teaching screen printing courses at Open Studio.

NEW! **Jessica Wisniewski** has had a passion for glass for as long as she can remember. Early memories include an obsession with her grandmother's green glass collection and being captivated by a hot glass demonstration at Disney World. In 2006, she discovered stained glass and quickly became enthralled by the craft. After nearly a decade of dedicated practice, Jessica turned her passion into a career and is now celebrating 10 years in business. Jessica creates modern stained glass inspired by nature, with simple designs that celebrate the beauty of the glass itself. A patient, hands-on instructor, Jessica has taught the art of copper foil stained glass to hundreds of students over the past decade.

Bay Woodyard has been studying natural dyes for decades. She received a diploma in Drawing and Painting from the Ontario College of Art in 1994. Bay grows and forages many natural dye plants and dyes yarn to sell in her farm store along with her many honey and herbal products. She teaches workshops on the farm including natural dyeing. Bay creates abstract artworks out of hand spun, naturally dyed local wool that she knits and crochets. @baywoodyard | honeypie.ca

Michelle Zikovitz has dedicated over 20 years to teaching in southern Ontario. Passionate about both the aesthetics and practicality of hand-woven baskets, she focuses on designing teaching baskets that showcase diverse weaving techniques, materials and concepts applicable to various styles. Michelle's preferred teaching material is reed, especially utilizing her hand-dyed reed. She finds fulfillment in seeing her students learn new skills that elevate their craft and foster a genuine admiration for the ancient art of basketry.

Zoey Zoric had an accomplished career in computer animation and digital painting, before moving towards a more traditional and tactile practice of oil painting. While her focus is primarily figurative and portrait painting, Zoey can often be found outdoors painting en plein air. Zoey now shares her extensive artistic knowledge with her students at Centennial College while maintaining an active solvent-free, non-toxic focused practice out of her Toronto studio. @zoeyzoric | zoeyzoric.com

Check out our HSAD Faculty Profiles at hsad.ca

BEYOND THE STUDIO

Great opportunities to relax, enjoy, and explore during your time in Haliburton!

■ Walks, Talks & Demos

Wednesdays at lunch or after class

HSAD sponsors free presentations open to all students, staff and the public. See page 72 for more information.

■ Walk-About & Instructor Feature

Thursdays 4:00 to 5:00 pm

Students, family, friends and community members are welcome to visit classrooms to see the work in progress and talk with the instructors. While you're here, we invite you to explore our instructor features – at the TV screen near the front desk, you can view recent works from our various faculty members. In the Great Hall, you can see Layers, the latest instructor exhibition. Additionally, you can support many of our instructors and alumni by purchasing art and fine craft pieces available in our Red Door Store.

■ Live Entertainment

Thursdays 5:00 to 6:00 pm

Each Thursday evening, you're invited to the Great Hall to relax and enjoy a free concert. See page 74 for specific entertainers.

■ Great Hall Exhibitions 2026

The Great Hall is alive with art. Check out these exhibitions while taking a course or make it a destination.

- **I Made It Annual Student Exhibition**
Saturday, April 18, 10 am – 3 pm
- **Magnificent Bugs in Rugs**, an exhibition of hand-hooked rugs by 45 artists from around the world. Curated by Yvonne Iten-Scott and Leslie Knight.
April 27 – May 29
- **Layers, Annual Faculty Exhibit**
June 8 – August 21
- **Truth Before Reconciliation**, an exhibition featuring HSAD indigenous faculty and alumni.
September 15 – October 15
- **Wrap It Up Annual Student Exhibition**
Saturday, December 19, 10 am – 3 pm

COMMUNITY CULTURAL EVENTS

Haliburton Highlands has a thriving arts scene with activities, music, and events year round. Check out:


- **Haliburton Art & Craft Festival**, see ad page 80, railsendgallery.com/haliburton-art-and-craft
- **The Studio Tour – Haliburton Highlands**, see ad page 80, thestudiotour.ca
- **Haliburton Folk Society**, haliburtonfolk.com
- **Haliburton Highlands Arts Council**, haliburtonarts.on.ca
- **Highlands Opera Studio**, see ad page 80, highlandsoperastudio.com
- **Highlands Summer Festival**, see ad page 80, highlandssummerfestival.on.ca
- **Haliburton Folk Society**, haliburtonfolk.com
- **Haliburton Highlands Arts Council**, haliburtonarts.on.ca
- **Tour de Forest Artisans Tour**, see ad page 80, haliburtontourdeforest.com
- **Winter Folk Camp**, winterfolkcamp.net
- **Haliburton County Farmers' & Artisan Market**, hcfma.ca
- **Those Other Movies**, thoseothermovies.com
- **Telling Our Stories Speaker Series**, tellingourstories.company.site
- **Art on the Dock**, Kennisis Lake, klcoa.org/events/art-on-the-dock
- **Kash Art on the Water**, Kashagawigamog Lake, lko.ca/kash-art
- **Pride Week, Pride in the Highlands**, prideinthehighlands.ca
- **En Plein Air Haliburton**, Rails End Gallery, see ad page 80, railsendgallery.com/en-plein-air-haliburton
- **Hike Haliburton Festival**, hikehaliburton.com
- **Live Children's Theatre**, Razzamataz, razzamataz.ca
- **Live Contemporary Theatre**, Ctrl-ART-Del, ctrlartdel.ca

HALIBURTON SCULPTURE FOREST

Wrapped around the campus, the Haliburton Sculpture Forest is a unique outdoor collection of sculptures by Canadian and international artists. Unstructured and unscripted, the Sculpture Forest experience is ideal for families looking for an interesting outing, for those who enjoy outdoor trails, and for people looking for a unique artistic experience.

Visit the Sculpture Forest anytime or join a free guided tour.

Full tours take place on Tuesdays throughout July and August from 10:00 am to 12:00 pm. Meet at the kiosk between the college and the new residence building.



WALKS, TALKS & DEMOS

Wednesday Afternoons • Friends, family and community members welcome • Free!

June 24 | Meet in The Great Hall at noon

Lunch Hour Medicine Walk in the Sculpture Forest

Join **Matt Levac** for a medicinal plant walk through the Sculpture Forest. With a lifetime passion for land and community-based practices, Matt will share his knowledge of reciprocal relationships with plant medicines.



July 8 | Meet in The Great Hall at 4:45

Plein Air Demonstration in the Sculpture Forest

Experience the energy and texture of plein air painting with local artist **Dave Kerr**, whose impressionistic oil works capture the vivid beauty of the Haliburton Highlands. In this one-hour outdoor demonstration, Dave will show how he uses his palette knife to build bold colour, expressive texture and strong form directly from nature. Set in the inspiring surroundings of the Haliburton Sculpture Forest, this session is ideal for painters of all levels—and anyone curious to see a landscape emerge through dynamic knife work.

Community Arts Events

Check out Haliburton-area arts events on pages 71 and 80.

July 15 | The Great Hall at noon

Lunch Hour Demo – Virtual Sculpting


Observe the process of painting and sculpting with VR in real time. Centre for Making Coordinator, **Zachary Williams** will be on stage operating the headset with a live visual projected on a screen. See what it looks like to paint in augmented reality, transposing digital artworks over your real-world surroundings. A great opportunity to sneak a peek at the future of technology or ask any questions you may have about it.



July 22 | Rails End Gallery, Haliburton at 5:00

Henry Goodman Exhibition for Emerging Artists: Artist Talk and Demonstration

Join FUSION and the Rails End Gallery for an artist talk featuring an emerging artist from the Henry Goodman Exhibition for Emerging Artists. The exhibition provides an inside look at the next generation of clay and glass artists in Canada, celebrating innovative voices working in clay and glass at a pivotal moment in their careers. The FUSION show offers a platform for dialogue, visibility, and professional development. clayandglass.on.ca



July 29 | The Great Hall at 4:45

Bringing Light into the Night – The Charcoal Drawings of Nolevelon

Architect and artist **Howard Rideout** has spent decades working across a wide range of architectural projects, distinguished by an internationally recognized illustration practice that brings ideas vividly to life. In this talk, Rideout shares how this unique fusion of architecture and drawing informs nolevelon, a wilderness preserve and sculpture garden in Muskoka he has envisioned since childhood. Through a series of interconnected charcoal drawings, he reveals how composition, light, and shadow are used to choreograph a journey through the landscape and evoke its emotional character—offering insight for artists, visual communicators, and those deeply connected to the natural world.



August 5 | The Great Hall at 4:45

Art in Virtual Reality

Observe the exciting world of virtual reality and learn about the process and capabilities of working in augmented and virtual reality. Watch as Centre for Making Coordinator, **Zachary Williams** paints and sculpts within the VR headset, projecting his virtual POV to The Great Hall. This demonstration will feature a live narration of the tools and techniques being used for those that wish to learn or follow along. This is a great opportunity for those with no knowledge of this technology to learn, ask questions, and see the possibilities.



“

Creativity isn't only something we make — it's a way of being in a relationship with the world around us.

– MAIRÉAD FILGATE

“

Taking time to feel and sense, to expand our attention, to listen with our whole bodies, to play without agenda, to connect and to express freely allows for unforeseen possibilities to emerge.

– SHANNON LITZENBERGER

August 12 | The Great Hall at 4:45

Banff Residency

A Banff Artist residency is a highly sought after opportunity for many Canadian artists. HSAD alumni and current Studio Technologist, **Alex Chouinard McLellan** will share her recent experience participating in the program and the impact she sees it having on her artistic career. Alex will discuss her continued study of craft post-ceramics certificate, and the creative splicing of both formal and informal learning opportunities – community wood firings, apprenticeships, mentorships, and work exchanges – that have supported her ongoing artistic growth and clay exploration.



August 19 | The Great Hall at 4:45

Creative Practice and Collective Well-Being

Shannon Litzenberger and **Mairéad Filgate** of PlaySpace will share research findings from an ongoing inquiry into creative practice as a vital support for collective well-being. Through stories, embodied research, and reflective practice, they will shed light on how creative processes foster resilience, connection, and relational leadership within artistic and social ecosystems. The presentation draws on shared research as well as the artist's individual practices as creators and educators, each with over 25 years of experience working across professional and community contexts.



PLEASE WELCOME TO THE STAGE

*Join us in the Great Hall, Thursdays 5:00 to 6:00 pm.
Our entertainment is suitable for all ages.*

June 18

Suzie Vinnick

Suzie Vinnick is a Saskatoon native, Roots and Blues singer, three-time Juno nominee, CFMA winner and an 11-time winner of the Maple Blues Award for songwriting, female vocalist, acoustic act and more. Suzie has a voice that soars, it growls, it whispers and it shouts from a deep, deep well of emotion. In July 2023 Suzie was a special guest of Blackie & the Rodeo Kings at Ottawa Bluesfest along with Daniel Lanois. She has also toured nationally with Downchild, Stuart McLean's The Vinyl Café, with ASV (Charlie A'Court, Lloyd Spiegel and Vinnick), the John McDermott Band and she performed for Canadian Peacekeepers in Bosnia and the Persian Gulf. She was also the voice of Tim Horton's for 5 years. Her latest album is entitled Fall Back Home. @suzievinnick | suzievinnick.com



June 25

Joel Saunders

Joel Saunders is a fingerstyle guitarist and singer/songwriter with a music degree from the University of Guelph. Establishing himself as a standout musician both locally and amongst the international online guitar community, his fingerstyle technique, jazz training and pop sensibilities have manifested into explorative originals and a repertoire of covers that spans nearly a century. Joel has placed in the Canadian International Fingerstyle Competition and has been a recipient of an Ontario Arts Grant for music composition. Featured on several blogs and podcasts, Joel has released two albums and several singles of original music. He currently performs throughout the GTA as a solo musician and with several ensembles, teaches online, and does audio and video production work from his home studio in Guelph, Ontario.



July 2


Nick Russell

Nick Russell holds an Honours Degree in Music and also studied the art of guitar-making with Master Luthier Sergei De Jonge, designing and constructing a concert classical guitar under his tutelage. As a professional guitarist and music educator, Nick's musical style and knowledge spans genres, but his current exploration as a guitarist lies at the intersection of acoustic music, classic and contemporary jazz and progressive rock. In recent years he has expanded his freelancing to include work as a composer (Dusk Dances Dance Festival, Arts Bournemouth University) and as a studio musician (Metalworks Studios, Escarpment Sound, Deschamps Studio). Numerous studio projects he has worked on have aired on national radio (CBC, Jazz FM, CFRU) and international television. Nick is officially endorsed by Godin Guitars (CAD) and Keeley Electronics (US). His most recent music release, ARCHTOP, was recorded on a 1949 Gibson L-7 Archtop guitar in 2021 and can be heard on all major streaming platforms. @nicholas.on.guitar | nicholasrussell.ca

July 9

Victoria Kramkowski

Victoria Kramkowski has been teaching and performing Egyptian Bellydance for over 20 years. Victoria runs Sweetwater Bellydance and has taught classes and workshops throughout Ontario and now regularly teaches classes in Mississauga, as well as in Haliburton. She has also performed at various community and signature festivals, including Carasauga, Carabram, Vibrant Brampton, the Egyptian Coptic Festival and many others.



July 16

Cynthia Kinnunen

Cynthia Kinnunen is a music educator and community musician based in Guelph, Ontario, and a part-time faculty member and doctoral researcher at Wilfrid Laurier University's Faculty of Music. She offers bespoke workshops, lessons, and programs in ukulele and piano, and directs the Royal City Ukulele Ensemble, now in its 12th season. She holds a Master's in Community Music, a BA in Music, Grade Ten Conservatory piano certification, and is a Level 3 graduate of the James Hill Ukulele Initiative (JHUI), where she has also served as a clinician and worked with the Uketropolis team supporting teachers worldwide. Known for her dynamic, welcoming teaching style and performances with her duo Transit Lounge, Cynthia has taught at numerous Canadian and international ukulele festivals. She is currently pursuing a PhD in music, examining participation in ukulele ensembles. More information is available at CynthiaKMusic.com.



July 23

John Proctor

John Proctor owns and operates Earth Tones Studio in Guelph, Ontario. He builds drums and teaches workshops on a variety of world drums including Frame Drum, Ocean Drum, Djembe, as well as building instruments from recycled PVC. His practice of making musical instruments from recycled PVC contributes to environmental sustainability while transforming discarded industrial waste into functional sound making instruments and art. He also facilitates drumming and soundscapes for those who respond to the call of the drumbeat. EarthTonesStudio.org



July 30

Lizzy Clarke

Lizzy Clarke is a vocal coach, singer and musician with more than twenty years of industry experience. Her career is marked by global performances, celebrated band leadership, and the creation of acclaimed original music. (Particularly in Japan!) Passionate about bridging the gap between vocal artistry and technical mastery, Lizzy empowers singers of all levels to achieve their full potential. Lizzy's teaching is shaped by her own journey of overcoming vocal fatigue. Her holistic approach focuses on vocal technique, confidence and musicality, empowering singers to master their voices, embrace vulnerability and refine their artistry. She also equips students with skills like songwriting, production and touring. Now based in Haliburton, Lizzy runs a private studio, teaches locally, writes and records music — all while inspiring singers to find their unique voice. @lizzyclarkemusic | lizzyclarkemusic.ca



August 6

Tracey Stabback

Tracey Stabback hails from Dartmouth, NS, and has attended Mount Allison University, Neptune Theatre School, and the University of Ottawa. For over thirty years, Tracey has been performing, conducting choirs and teaching private and group music lessons to all ages. Her students are successful participants in the Kiwanis Music Festival, RCM Examinations, and throughout the community as performers in theatre, choirs, open mics and talent shows. A number of her students have been admitted to the Vocal Program at Canterbury High School (Ottawa) and to University Music Programs in Ontario and the Maritimes. Tracey is a vocal clinician and workshop instructor and maintains an active home studio and tutoring centre. She currently sings with Isabel Voices and is a full member of the National Association of Teachers of Singing. As someone who enjoys both teaching and making music, Tracey continues to create new music for a variety of instruments.



August 13

Alannah Kemp

Alannah is a singer songwriter with a folky, laid-back sound. She writes honest original songs with a glass-half-full feel, and has been tinkering away on an EP for way too long. Described by Roots Music Canada as "an earthy nature girl with funny, quirky banter. Her voice ranges from sweet and gentle to a more urgent tone." Alannah is also the vocalist of Band of Weeds, an indie rock band from Uxbridge, Ontario.



**See page 79 for information about our
50/50 Draw and Weekly Silent Auctions**

Registration Options



ONLINE REGISTRATION

Visit **hsad.ca** and follow these steps:

- > Scroll down to Continuing Education
- > Click on Weekly Courses, Workshops and Open Studio
- > Find the course you want using the search bar, the alphabetical listings or click the View By Date button on the right-hand side
- > Click on the course name to open the course registration page
- > Confirm the course name, course code, skill level and dates to ensure you are registering for the right course. You can also review the Material List on this page under Supporting Materials (see below).
- > After confirming details, click the Add to Cart button
- > Click the Confirm Course and Pay button and follow the prompts

MATERIAL LISTS AND FEES

Courses may require tools, equipment and/or materials that are not provided by the instructor or included in the cost of the course. Before the start date, please ensure that you have everything you need to participate in the course.

To view the Material List for a course, follow the steps above for online registration. Once you get to the course registration page and have confirmed the course details, follow these steps:

- > Scroll down to Supporting Materials
 - > Click on Material List
 - > A pop-up window will open with section headings such as: Included Materials, Required Materials, Material Fee and/or Important Information
 - > Click on the headings to open and view the sections
- Your material list can be mailed to you upon request.

In addition to the course fee, some courses have a required material fee as indicated in this calendar. Unless otherwise indicated, material fees are payable to the instructor on the first day of class.



PHONE

Register with your Visa or Mastercard.
1-866-353-6464 ext. 4
705-457-1680



MAIL

Send your registration details and full payment – cheque or money order only, payable to Fleming College.
HSAD, Fleming College
P.O. Box 839
Haliburton, ON K0M 1S0

A welcome email will be sent to you with important details approximately a week before your course start date.

Please double-check your Material List before the course start date to ensure you have everything you need.

Should you require further information, please call our office for assistance:

705-457-1680

Toll-free 1-866-353-6464 ext. 4

askus@hsad.ca

**Always check our website
for the most up-to-date information:
hsad.ca**

OPENING DATES FOR REGISTRATION

Register early to secure your spot!

March and April start dates... Open now

Spring and Summer (May to August)... March 2

OHS Spinning Levels II and V... June 1

Fall (September – December)... July 2

Winter (January – February 2027)... Dec 1

REFUND POLICY

If We Cancel: When the college finds it necessary to cancel a course, a full refund of fees will be granted. Decisions on course cancellations are made 11 business days prior to course start to provide fair notice to students and instructors. Notifications are made by telephone – be sure to give us an alternate number or email address to contact if possible. Should you wish to transfer to another course, every effort will be made to accommodate you, providing there is space. You will be contacted only in the event of cancellation. We cannot be responsible for travel or accommodation expenses. A last-minute faculty change is not considered a course cancellation.

If You Cancel: All notifications of cancellation must be received in writing. If you cancel any time up to 11 business days prior to course start, you will receive a full refund, less a \$25 administrative fee. If you cancel on or later than 11 business days prior to course start, fees will not be refunded. This policy applies in all circumstances due to our commitment to give adequate notice to students and instructors prior to course start. Should you wish to transfer to a different course within the current schedule/year we would be happy to attempt to accommodate you, pending space availability. Any course transfer because of a course cancellation requested on or later than 11 business days prior to course start will not be eligible for a refund.

Notification of cancellation can be emailed to askus@hsad.ca.

Courses are non-transferable. No refunds, partial or whole, will be granted if we receive insufficient written notification. It may take 2 to 4 weeks for refunds to be processed.

Important Registration Information

Accommodation Information

Browse options at Places4Students.com – Property Listings. Additional accommodation information is available through the local tourism office at myhaliburtonhighlands.com. We suggest letting accommodation providers know about the school's 11-business-day cancellation policy and asking if they have the same.

Administrative Fee

All part-time HSAD course cancellations are subject to a \$25 administrative fee. If you cancel in writing (email) any time up to 11 business days prior to the course start, you will receive a full refund, less a \$25 administrative fee. See previous page for the full refund policy.

Age Requirements

All course names for younger artists start with Kids, Youth, or Teen depending on the age requirement.

- Kids, 5 (as of January 1) to 9 years
- Youth, 10 to 13 years
- Teens, 13 to 17 years
- Adults, 17 years of age and older

Special consideration may be granted in certain circumstances. On the first day of class, we reserve the right to remove a participant from any course that does not meet the age requirements where a special circumstance was not communicated and granted. No refund will be issued.

Calendar Accuracy

The material in this course calendar has been prepared in advance of the academic session to which it pertains. The information presented herein was the most current and accurate information at the time of printing. Fleming College reserves the right to make changes without further notice. For the most current information, please visit hsad.ca.

Cancellation of Courses

Please see the Refund Policy section on page 76.

Fees

Fees include HST and a part-time service fee of \$0.77 per course hour, up to a maximum of \$45 per course. Extra studio material costs are subject to tax and are included in the advertised fee. All fees are payable in Canadian funds.

Freedom of Information

All collection, use, disclosure, retention, and disposal of records containing personal information, and all requests for access to the College's records will be handled in accordance with the Freedom of Information and Protection of Privacy Act (FIPPA).

Harmonized Sales Tax (HST)

Where applicable, HST is included in the course fee listed.

Material Lists and Fees

Courses may require tools, equipment and/or materials that are not provided by the instructor or included in the cost of the course. Your material list will be available online on the course registration page or you can request that it be mailed to you. See page 76 for more information.

Want to register online?

See page 76 for step-by-step instructions

Receipt

Your receipt will be mailed to you if you register by phone or mail. If you register online, the process confirms enrollment and payment.

Skill Levels

Please ensure you are choosing a course at the appropriate skill level before registering. Courses will be tagged with one of the following skill levels:

All Levels: Anyone can take these courses if interested. Beginner-level instruction will be provided for basic skills while more advanced users can work on more complex projects with instructor assistance.

Beginner: No previous knowledge or skill is needed to take these courses

Beginner/Intermediate: These courses may branch into skill building beyond the beginner level, but the faculty member is also willing to take on students with no previous skills.

Intermediate: An expectation of beginner-level knowledge is needed for these courses. Please read course descriptions carefully to determine if this course is right for you.

Intermediate/Advanced: These courses may branch into more advanced technical skills, so a minimum of beginner level of knowledge and skill is required. Please read course descriptions as they may list some skills you need to participate in the course instruction.

Advanced: Please read course descriptions carefully as courses in this area are likely to work on very specific advanced skills or may be open to minor instruction while students work on advanced techniques.

Tax Receipts

The course offerings herein are not credit courses and therefore not eligible for a tax receipt. Canada Customs and Revenue Agency (CCRA) dictates that a full or part-time course fee must exceed \$100, must be at a post-secondary level and the associated program must be greater than three consecutive weeks in duration to be eligible for a T2202A.

OPEN
SATURDAY, APRIL 11 • 10 TO 1
HOUSE

FAQ 2026

What are the age groups for courses?

All course names for younger artists start with Kids, Youth, or Teen depending on the age requirement. See page 77 for more information.

Is there a taxi service in Haliburton?

Hyland Taxi has 24-hour service. 705-457-1777

Where do people stay when they take a course?

See page 77 for accommodation information.

Can I get art supplies there?

Limited art supplies are available at The Red Door Store at HSAD and at local retail outlets. Be sure to check your material list before coming to Haliburton. See page 76 for more information.

Is my course a credit with Fleming College?

All courses are non-credit. Weeklong adult summer courses went from being credits toward the Visual and Creative Arts diploma to being general interest, non-credit courses in the summer of 2018.

Will I get a tax receipt?

HSAD courses in this calendar are not credit courses and therefore not eligible for a tax receipt. See page 77 for more information.

Can we get something to eat at the school?

Modest food service (coffee, tea, muffins, juices, soups, salads, and daily lunch specials) will be available at Haliburton Campus throughout the year. If the server is closed, you will be notified via email prior to starting your course. There are vending machines located on campus with drinks and limited snacks. A student fridge and microwave are located close to The Great Hall, and picnic tables are situated around the property for student use. Several restaurant options are available in the village.

Can I bring my pet?

Pets are not permitted in any of the school locations.

How do I know if the skill level is right for me?

See page 77 for a breakdown of skill levels. Please ensure you are choosing a course at the appropriate level before registering.

Is smoking allowed?

Smoking is permitted in designated areas only. Please ask for details when you're on site.

Do you accommodate individuals with disabilities and/or neurodiversity?

Fleming College is committed to creating an inclusive learning environment for all students. If you require support, please inform us when you register. Self-disclosure is essential for fostering a positive atmosphere for everyone. For any accommodation requests, contact the school by phone at 705-457-1680 or TTY at 705-749-5521.

Is there a discounted fee for seniors?

We don't offer a senior rate for any of our courses, workshops or supplies.

How can I find out more about the local area?

Information about the Haliburton Highlands is available at experiencehaliburton.com and haliburtoncounty.ca

What parking is available?

Daytime parking is available on-site. No overnight parking is permitted.

What is MyCreds and why am I receiving emails from them?

MyCreds is our distributor for our new badge system. Once you complete your course, MyCreds will send you an email to receive your badge which you can add to your LinkedIn or post to your social channels. See more information below.

Should you require further information, please call our office for assistance:

705-457-1680

Toll-free 1-866-353-6464 ext. 4

askus@hsad.ca

**Always check our website
for the most up-to-date information:**

hsad.ca



Showcase your Skills with HSAD Badges

Haliburton School of Art + Design (HSAD) recently introduced a badge credential system through MyCreds to offer Continuing Education (ConEd) students a digital way to showcase their skills and achievements.

For HSAD students, these badges provide benefits such as:

- **Recognition of Skills** – Badges highlight specific abilities like painting, ceramics, or digital art, offering proof of mastery to potential clients or collaborators.
- **Credibility** – Issued by HSAD, badges add validation to your artistic journey, easily shareable across social media and online portfolios.
- **Continuous Learning** – They reflect your commitment to growth, helping hobby artists and creatives stay current and expand their skillsets.
- **Networking** – Connecting with fellow badge earners can open up new opportunities for collaboration within the HSAD community and beyond.

By earning digital badges, HSAD creatives can better showcase their talents, grow their artistic network, and explore new opportunities.

50/50 Draw and Weekly Silent Auctions for Student Bursaries

WEEKLY SILENT AUCTIONS

Art, fine craft, art supply bundles and more will be available to bid on.

Weekly auctions will be held from June 15 to August 20, 2026.

Each auction will close on 5 pm following the Thursday afternoon Walk About and the winners will be announced during the entertainment act that evening.

50/50 TICKETS

Tickets will be available for purchase for \$5 from the front desk during regular business hours beginning June 1.

Winner will be drawn August 20, 2026.



Net proceeds from these initiatives support Fleming College art students at the Haliburton Campus through the bursary program and innovative initiatives. The Haliburton School of Art+ Design and Fleming College Advancement and Alumni Relations gratefully acknowledge the ongoing support of the faculty, staff, students, businesses and friends who generously support these projects.

Bursaries & Awards

HSAD Art Auction Bursaries

Haliburton School of Art + Design offers bursaries of

- up to \$500 for one-week courses,
- up to \$800 for full-time certificate and diploma programs,
- up to \$325 for students in Kids', Youth & Teen courses (parent must be the applicant)

These bursaries are created through funds raised by HSAD fundraising events and initiatives and are available to students taking any adult, weeklong, credit course within this calendar.

We gratefully acknowledge our generous donors as well as the faculty, staff and friends of the Haliburton School of Art + Design for providing works of art and organizational time for various HSAD fundraising initiatives.

HSAD: One-Week Courses

Several bursaries are awarded to students studying in both arts and non-art programs at the Haliburton School of Art + Design. (up to \$500 per). Term: Spring, Summer & Fall

Deadlines: April 3, May 22, June 19, July 17, August 28, 2026

Rose Baker Award

Awarded to a student at the Haliburton campus who is taking a summer course related to landscape painting and, demonstrates financial need. (\$500). Term: Spring, Summer, Fall

Raymond Walters Visual Arts Award

Awarded to the student with the best grade/work produced in Observational Landscape Drawing and Painting, who is enrolled in the Drawing and Painting certificate course, and demonstrates financial need. (\$500). Term: Fall

Questions? Want to Apply?

[flemingcollege.ca/financial-aid/
scholarships-and-bursaries](http://flemingcollege.ca/financial-aid/scholarships-and-bursaries)

1-866-353-6464 ext. 4
705-457-1680
askus@hsad.ca

Submission guidelines and scholarship and bursary values are subject to change. Please check the website to confirm all information prior to the start of your program or course.

HSAD: Full Time Programs

Several bursaries are awarded to students studying full-time in both arts and non-art programs at the Haliburton School of Art + Design. (\$800 per). Terms: Fall & Winter

CFUW Haliburton Chapter Student Bursary

Awarded to a female student in financial need enrolled full time in any program at the Haliburton Campus of Fleming College. (\$500). Term: Fall or Winter

Denis Cliff Endowed Bursary

Awarded to a student in financial need who is enrolled in the Visual Arts Fundamentals and Drawing Program at the Haliburton Campus. (\$490). Term: Fall

Donald Crump Endowed Bursary

Awarded to a full-time student in financial need enrolled in the Photo Arts Certificate Program at the Haliburton School of Art + Design. (\$470). Term: Fall

Kathleen Finlay Memorial Bursary

Awarded to a full-time student in financial need enrolled in the Visual & Creative Arts Fundamentals (Drawing and Painting) program. (\$620). Term: Fall

Carole and Don Finn Endowed Bursary

Awarded to a full-time student in financial need in the Arts Certificate/Diploma Program at the Haliburton Campus. (\$660). Term: Fall

Clark Guettel Memorial Student Bursary

Awarded to a full-time student in the Glassblowing Program at the Haliburton Campus. (2 @ \$595). Term: Winter

Haliburton Campus Staff Bursary

Awarded to a full-time student in financial need that is registered in a program that is offered at the Haliburton Campus. (\$270). Terms: Fall, Winter & Spring

Janet Honsberger Endowed Bursary

Awarded to a full-time student in the Visual and Creative Art Diploma and/or any of the Arts certificate programs offered by the Haliburton School of Art + Design. (\$630). Term: Fall

Scott Mitchell Memorial Bursary

Awarded to a mature student enrolled in a Visual Arts program offered by the Haliburton School of Art + Design that demonstrates a financial need. (\$500)



THE Studio TOUR
HALIBURTON HIGHLANDS
thestudiotour.ca

First Two Weekends in October

explore haliburtonsculptureforest.ca

free admission.

open dawn to dusk.

**40+ sculptures
in Glebe Park
Haliburton.**



Photo: Jenn Watt



**Summer
Studio
Tour**

August 1 – 2, 2026 • 10am–4pm
More than 20 artists
A road trip. An opportunity. An experience.

www.haliburtontourdeforest.com

**HIGHLANDS
OPERA
STUDIO**

VALERIE KUINKA General & Co-Artistic Director
RICHARD MARGISON Artistic Director



AUGUST 3 – 31, 2026 • 20th Anniversary Season!
MASTERCLASSES, CONCERTS,
COMMUNITY EVENTS & FULLY STAGED OPERAS
featuring top singers from across Canada!
Don Pasquale | 'Let's Make Opera!' ENCORE | GALA Concert

INFO/BOX OFFICE 1-855-455-5533 HighlandsOperaStudio.com



**RAILS END
GALLERY
& ARTS CENTRE**

JULY AUGUST

**Henry Goodman
Emerging Artists
Clay & Glass
Exhibition**
FUSION: ONTARIO CLAY
& GLASS ASSOCIATION

**En Plein Air
Haliburton
Competition**
OPEN CALL FOR ENTRY

**Haliburton
Art and Craft
Festival**
JULY 24, 25, 26

Music in the Park



Tuesday Nights
June 30 – September 1 6:30 pm
Head Lake Park, Haliburton
Admission by Donation

Rotary
Club of Haliburton



Made in Canada

Season Passes NOW Available
Individual tickets available starting February 1st

**ANNE OF
GREEN GABLES
— THE MUSICAL™ —**
June 29 - July 8

**Doris & Ivy
in the Home**
July 13 - 20

**TOO MANY
COOKS**
July 27 - 31

**YO
AND
MY
SHADOW**
July 21 - 23

**LEISA WAY
AND THE
WAYWARD WIND BAND**
August 2 - 6



Order tickets & select seats online
or by phone
705-457-9933 or 1-855-457-9933

CENTRE FOR MAKING



For those seeking to push boundaries, our Centre for Making provides access to cutting-edge equipment like 3D printers, laser cutters, and embroidery machines, supported by skilled technicians.

Our Services

PLA 3D Printer



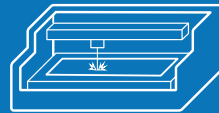
The MakerBot Replicator Z18 FDM printer boasts a 12" x 12" x 18" build volume for PLA prints.

Small 3D Scanner



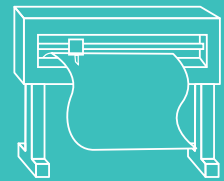
Our tabletop 3D scanner can scan small objects making a digital copy for print or 3D modeling.

Laser Engraver



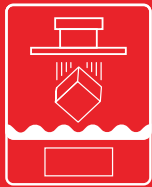
Our 50W CO2 laser is capable of engraving and cutting most materials up to 1/4" thick.

Vinyl Cutter



Capable of cutting vinyl decals and signs up to 23 inches wide by any length.

Resin 3D Printer



The AnyCubic Photon M7 Pro SLA printer allows for high definition 3D prints. 5" x 9" x 9" build volume.

Large 3D Scanner



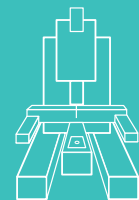
The CreaLity Ferret scanner can scan larger objects (and people) in full colour & texture.

Photo Printer



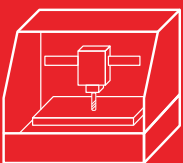
Capable of printing high quality art and photo prints up to 13" by 19".

Embroidery Machine



Embroider patches, clothing, and more. Digital images can be converted into stitch patterns.

CNC Machine



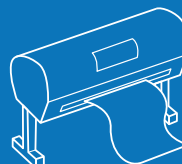
Capable of milling a variety of materials, can be used to make 3D models and molds.

Vacuum Former



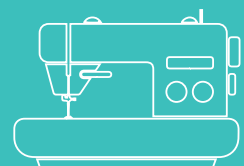
Form plastic molds and packaging around 3D objects.

Plotter Printer



Large scale, high quality printing. Our HP DesignJet plotter can print 24" wide by any length.

Sewing Machine



Our industrial sewing machine can sew at high speeds through multiple layers of fabric.



FLEMING

Haliburton School
of Art + Design

hsad.ca

705.457.1680

Toll Free 1.866.353.6464 ext. 4

askus@hsad.ca

Connect with us @flemingHSAD



297 College Drive, Box 839, Haliburton, Ontario K0M 1S0