

Course Calendar 2024



FLEMING

Haliburton School
of Art + Design

PLEASE NOTE! This online document has been updated since the calendar was printed. New youth courses have been added and some kids' course prices have changed.

FIBRE ARTS
Natural Dyeing –
Madder, Marigold,
Indigo & More
p15

30+ new
workshops,
45+ new
instructors
and **225+**
course
offerings

Creative careers begin with **EXPERIENTIAL LEARNING.**

Our diploma and post-graduate programs will help you build a solid portfolio to take you to the next step - whether that's continuing education, embarking on a career, or starting your own practice.

DIPLOMA PROGRAMS

**Graphic Design -
Visual Communication**

Visual and Creative Arts


GRADUATE CERTIFICATES

**Cultural Heritage
Conservation and Management**

**Museum Management
and Curatorship**



◀ Find your program at our Haliburton and Peterborough campuses, here.



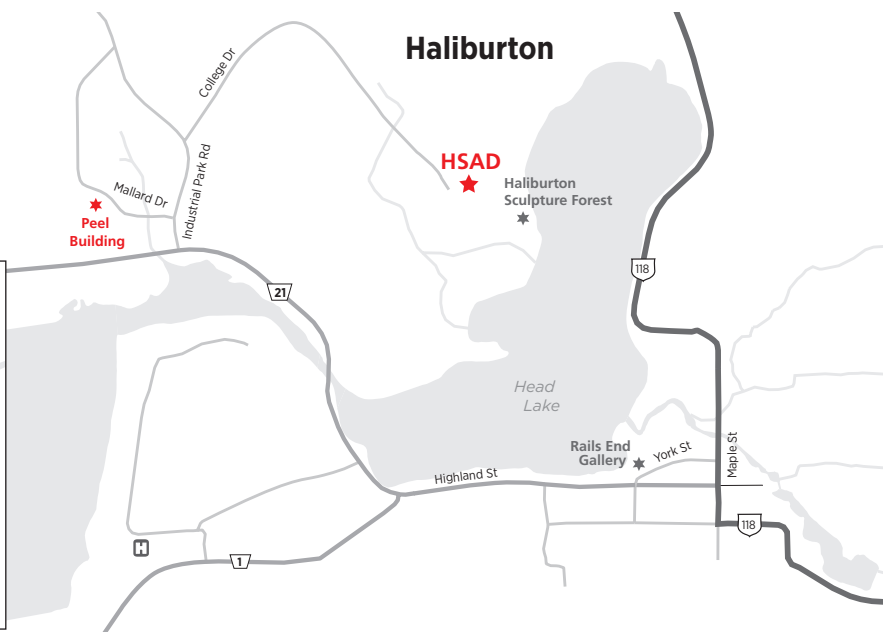
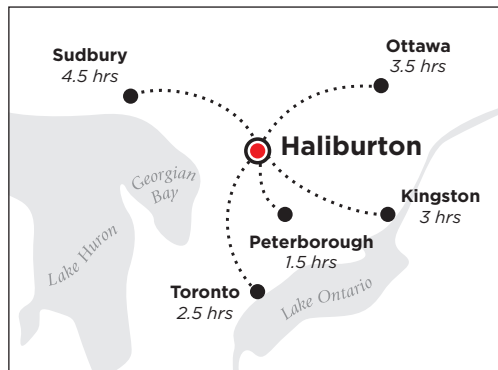
HSAD 2024

- General Information2
- Full-time Programs3
- Indigenous Spaces4
- Centre for Making4
- Courses and Programs
 - Course Listings by Date5
 - Spring Course Descriptions9
 - Arts Across Fleming24
 - Summer Course Descriptions28
 - Fall Course Descriptions55
- Instructor Biographies57
- Beyond the Studio71
- Faculty Art Auction71
- Art Talks72
- Live Entertainment74
- Registration Options76
- Important Registration Information77
- Refund Policy77
- FAQ 202478
- Bursaries & Awards79

Fleming College respectfully acknowledges that we are situated on Mississauga lands and the traditional territory covered by the Williams Treaties. We are grateful for the opportunity to work and teach here and we thank all the generations of people who have taken care of this land – for thousands of years.

ABOUT THE COVER
Photo credit: Mary Zita Payne
Photo represents our new course:
Fibre Arts – Natural Dyeing - Madder, Marigold, Indigo & More (page 15).
Natural dyeing is a process that can be done in our Fibre Arts Studio.





Art + Design Education Leaders

We believe in makers, artists, designers, and dreamers.

Haliburton School of Art + Design offers cottage country and Art Across Fleming experiences.

- Haliburton
- Lindsay, Frost Campus
- Peterborough, Sutherland Campus
- Cobourg Campus

Our studio artist-instructors make the quality and unique diversity of HSAD's part-time program possible. Returning, long-time teachers are joined by new instructors, enabling us to transform the program each year and establish a dynamic and creative atmosphere.

LOCATIONS

Spring: Courses are located at Fleming's Haliburton Campus in the village of Haliburton.

Summer: The majority of our courses are held in Haliburton, just 2½ hours north of Toronto and 3½ hours west of Ottawa. Most are located at Fleming's Haliburton Campus with some held at our blacksmith shop located in the Peel Building. A map featuring locations is available online, and you will receive an email on the Friday of the week before your course, informing you of its specific location. Weekly locations and room numbers of all courses are posted at the entrances of the Fleming Campus. Outdoor signage and friendly staff members will greet and help direct you. In addition, some courses will be offered in July at our Lindsay, Peterborough and Cobourg campuses as part of our Arts Across Fleming program (pages 24 to 27).

Fall: Courses will be held at Fleming's Haliburton Campus in the village of Haliburton.

In order to accommodate changing registration levels and specific needs, room locations are finalized on the Friday prior to the start of the course and are subject to change.

DATES

The majority of courses are held in Haliburton in the summer months, with additional offerings at the other Fleming campuses.

TIMES

Weeklong courses: 9:00am to 4:30pm, Monday to Friday, unless otherwise noted. Some courses are six days long.

Saturday workshops: 9:00am to 5:00pm

Wednesday evening courses: 6:30 – 9:00pm

FEES

Weeklong adult courses (5 days): \$451.41

Saturday workshops: \$140.65

Kids' courses: \$269.43 full day with one instructor

Youth and Youth/Teen courses: \$301.20

Materials extra.

OPEN
SATURDAY, APRIL 20
HOUSE
10am – 1pm

OPENING DATES FOR REGISTRATION

Spring, Summer and Fall courses... March 1

OHS Level III & VI... June 3

Dream and make it here.

Boozhoo, hello, bonjour and welcome to the Fleming College Haliburton School of Art + Design (HSAD). I am delighted to present this exciting 2024 edition of the continuing education season. Located in the beautiful Haliburton Highlands (Gidaaki in Anishnaabe), the school has been offering courses in the creative arts for more than 57 years, conducted by some of Canada's finest artists, crafts-people, artisans and designers.

Joining the HSAD community means sharing our passion, inspiration, knowledge and expertise to apply our skills and practices with the right magic dose of talent to express our creative spirit. We are proud to be an active promoter of the local art community, which reaches beyond the province, in Canada from coast to coast as well as internationally.

There is no other place like HSAD in Ontario or Canada. Whether you are drawn to the visual, written or performing arts, crafts, digital media, design, from traditional methods to contemporary processes, HSAD has the creative experience you have been looking for. From young artists, to beginners, to serious hobbyists to aspiring professional artists, a world of possibilities awaits you here. Be part of the school community and earn your badge(s) once you complete your course(s).


We strive to make this beautiful school a safe and inclusive space for all students, faculty and staff and the communities they represent. I look forward to welcoming you and visiting you in our studios soon. In the meantime, keep in touch with the school through our website and social media channels, Facebook, Instagram and TikTok.

Miigwetch, thank you et au plaisir.



Xavier Massé (he/him/his/il et lui)

Dean, Haliburton School of Art + Design



FULL-TIME PROGRAMS

CERTIFICATES

- Artist Blacksmith
- Ceramics
- Drawing & Painting
- Fibre Arts
- Glassblowing
- Jewellery Essentials

DIPLOMA PROGRAMS

Graphic Design – Visual Communication

September (Peterborough Campus)

Delivered at our campus in Peterborough, this is one of the few two-year Graphic Design advanced diploma programs offered in Ontario. In this intensive, compressed program, three years of study is completed over a two-year period. Graduates are ready to start their graphic design careers in just 24 months.

Visual and Creative Arts (Haliburton Campus)

Develop a powerful focus throughout the process of looking, thinking, making and talking about visual artworks. These skills are essential in art making, regardless of your choice of media.

POST-GRADUATE PROGRAMS

Museum Management and Curatorship

September (Peterborough Campus)

Museum Management and Curatorship is an intensive, fast-paced, immersion experience that provides applied training for careers in the museum, gallery and heritage sectors. Approximately 75% of classes are held at the Peterborough Museum & Archives.

Cultural Heritage Conservation and Management

September (Peterborough Campus)

As a Cultural Heritage Conservation and Management specialist, you will learn a wide range of techniques to save the fragile reminders and markers of the past – preserved for future generations to learn from and enjoy.

INDIGENOUS SPACES



Jared Tait, artist of *Welcoming Song*.

Biindigen means “welcome” or “come in.” This space is a place for Indigenous students, Elders, Knowledge Keepers, guests and members of the HSAD community to gather, meet with the Indigenous Student Services team, and engage in events, cultural practices and learning. The mural was designed and painted by Indigenous artist Jared Tait and is named *Welcoming Song*.

Indigenous spaces are culturally safe places that are instrumental in student success. It is a place for culturally relevant supports, access to medicines, and is smudge friendly. The events and programming delivered here will be open to students and community. This is the first dedicated Indigenous space at HSAD and is located in the timber frame outbuilding closest to the storage building.

This space further acknowledges Fleming College’s commitment to the Indigenous Education Protocol, United Nations Declaration on the Rights of Indigenous People, and the Truth and Reconciliation Commission of Canada: Calls to Action.



CENTRE FOR MAKING

The Centre For Making at Fleming’s Haliburton School of Art + Design is a maker-space; a gathering place where anyone can learn, explore and create using technology as a tool in making.

Investigate incorporating different applications into your work using 3D printers, CNC machine, laser engraver, vinyl cutter, digital embroidery machine, printing presses, Risograph and other large-format printers.

Utilize both physically created and digital imagery to broaden the scope of what is possible and create one-of-a-kind gifts, unique artworks, tools for making, and so much more!

Think it! Try it! Make it!

For more information or to schedule a visit, contact us:

1.866.353.6464 x6711

centre4making@flemingcollege.ca

COURSE LISTINGS

by date



FLEMING

Haliburton School
of Art + Design

www.hsad.ca

askus@hsad.ca

1.866.353.6464 ext. 4

705.457.1680

Fax: 705.457.2255

297 College Drive,
P. O. Box 839
Haliburton, ON K0M 1S0

 facebook.com/flemingHSAD

 instagram.com/flemingHSAD

Bursaries are available
See page 79 for more information

OPENING DATES FOR REGISTRATION

Spring, Summer and Fall courses... March 1
OHS Level III & VI... June 3

**REGISTER
ASAP!**

Waiting until the last minute
limits your choice of courses.

**All courses are held at our Haliburton Campus
unless otherwise noted.**

This schedule is subject to change prior to March 1, 2024.

MARCH 2024

OPEN STUDIO – See page 9 for options in March.

Saturday, March 23

NEW! Ceramics – Serving of Surface – Plate Decoration Workshop
..... Lisa Barry

March 25 – April 5

NEW! Glassblowing Advanced Studies – Stem & Tableware
..... Mathieu Grodet

APRIL 2024

April 8 – 13

Pottery – Form & Function Lisa Barry

Saturday, April 13

Watercolour Painting Workshop. Gord Jones

April 17 – May 22 – Wednesday Evenings

NEW! Blacksmithing – Hammer, Anvil & Forge John Ducker

April 24 – May 29 – Wednesday Evenings

NEW! Fibre Arts – Felted Jewellery. Sandi Luck

NEW! Painting – Mastering Watercolour Effects with Acrylics
..... Tracey Lee Green

MAY 2024

May 6 – 17

NEW! Ceramics Advanced Studies – Mould-Making & Slip-Casting
..... Janet Macpherson

May 13 – 17

NEW! Acrylics – Creative Ways to Build Perspective. Grethe Jensen
Fibre Arts – Art Quilts. Jan Anderson

NEW! Jewellery – Basics Susan Watson Ellis

NEW! Painting – Encaustic Techniques. Susan Fisher
Photographing the Natural World Corin Ford Forrester
Spinning – Beginners. . . Barbara Fawcett, Joan McKenzie, Julia Lee
Watercolour Landscape Painting Gord Jones
Welcome to Writing Janet Trull

May 27 – 31

Blacksmithing René Petitjean

JUNE 2024

June 3 – 7

- NEW!** 3D Artwork for Video Games Jamie Richards
Acrylics – Trees, Rocks, Water & Sky Mary Intven Wallace
NEW! Botanical Contact Printmaking Liz Menard
NEW! Design for the Future Michelle Desgroseilliers
NEW! Fibre Arts - Natural Dyeing - Madder, Marigold, Indigo & More
..... Sandi Luck
Illustration & Narrative Jay Dart
Iron Sculpture René Petitjean
NEW! Mosaic Coffee Tables Pippa Beck
NEW! Painting the Language of Abstraction Elisabeth Heathfield
NEW! Stone Carving – Tools & Techniques Wesley Booker

Saturday, June 8

- NEW!** Embroidered Brooch Workshop Shannon Quigley
NEW! Exploring Intuitive Expression Workshop Farida Zaman
NEW! Fibre Arts – Penny Rug Pillow Workshop Yvonne Iten-Scott
NEW! Hand Carved Stone Jewellery Workshop Elise Muller
Paint Like a Modern Renaissance Master Workshop Victoria Wallace

June 10 – 14

- Acrylics – Material Exploration & the Artistic Voice Victoria Wallace
Acrylics – Trees, Rocks, Water & Sky Mary Intven Wallace
Collage & Acrylic Explorations Rose Pearson
NEW! Fibre Arts – Rug Braiding Yvonne Iten-Scott
Mosaics – Stone & Pebble Wall Hanging Heather Vollans
NEW! Music – Guitar – Secrets of Fingerstyle Joal Saunders
NEW! Photography – Blending Multiple Photographs Corin Ford Forrester
Sculpture – Wire Charles O’Neil
NEW! Sculpture & Hand-building with Clay Elisabeth Heathfield

June 17 – 21

- Anatomy for Life Drawing Stephen Tulk
Blacksmithing – Axe Making Aimie Botelho
Botanical Drawing & Painting in Watercolour Marta Scythes
NEW! Ceramics – Creating Multiples Tara Love
NEW! Fibre Arts – Quilting – Curved Piecing Albert Cote
NEW! Making Art on your iPad Helen McCusker
NEW! Mixed Media Upcycled Art – A Preloved Story Tiffany Howe
Mosaics – Concrete Spheres Heather Vollans
NEW! Music – Jazz Ensemble Craig Thompson, Maggie Thompson
Painting – Art as Activism Tia Cavanagh
Photography – Finding Your Voice Linda Rutenberg

Saturday, June 22

- NEW!** Ceramics – Soft Slab Cup Workshop Lisa Barry
NEW! Fibre Arts – Textile Scroll Workshop Albert Cote
NEW! Jewellery – Water Cast Stacker Rings Workshop
..... Shannon Kennedy
Make a Living from Your Art Workshop Linda Rutenberg
NEW! Making Art on Your iPad Workshop Helen McCusker
NEW! Pastel Party Workshop Margaret Ferraro
Zentangle Workshop Yvonne Westover

June 24 – 28

- NEW!** Acrylics – Painting the Landscape Wendy Wood
Blacksmithing – Hammer Making Aimie Botelho
Fabrics – Colour, Patterns & Painterly Effects Margot Miller
Fibre Art – Batik, Rusting & Colour Manipulation Jan Anderson
Glass Fusing, Slumping & Surface Decoration Kirei Samuel
Jewellery Casting Shannon Kennedy
Music – Blues Guitar – Beginner & Intermediate Suzie Vinnick
Painting Wild Birds Tracey Lee Green
Pastel Painting – Introductory Margaret Ferraro
Portraiture – Drawing & Painting Marta Scythes
Pottery Throwing Camp – Int./Adv. René Petitjean
Zentangle – Paint, Paper & More Yvonne Westover

JULY 2024

July 1 – 5

- Collage – New Directions Kal Honey
Felting – Fundamentals & Techniques Denise Magloughlen
Gel Plate Monoprints: Creative Printmaking Without a Press
..... Kim-Lee Kho
NEW! Jewellery – Sterling Silver Double Layered Pendant
..... Chyenenne Twiner
Kids’ Art Camp – Wild About Clay Stephanie Park
Painting – Drawn to Watercolour Gord Jones
Painting – Encaustic Mixed Media & Collage Susan Fisher
Pottery Throwing Camp – Intermediate/Advanced
..... René Petitjean
NEW! Spinning & Fibre Open Studio Beth Showalter, Beth Abbot
Stained Glass – Introductory/Intermediate Maureen Haines
NEW! Teen – Game Design & Development Hisham Ata
Ukulele Orchestra – Beginners & Baritone Brenna MacCrimmon
Ukulele Orchestra – Intermediate/Advanced Eve Goldberg
Youth/Teen – Build Your Own Skateboard Deck
..... Steven Der-Garabedian

Saturday, July 6

- Fibre Arts – Nuno Felting Workshop Denise Magloughlen
Jewellery – Chain Bracelet Workshop Susan Watson Ellis
NEW! Music in the Air! Improv Singing Workshop Jane Lewis
NEW! Music Theory Workshop Maggie Thompson
Painting – Encaustic & Photo Transfer Workshop Susan Fisher
NEW! Photography – Playing with Polaroids Workshop
..... Corin Ford Forrester
Watercolour Painting Workshop Gord Jones

July 8 – 12

- Bladesmithing Craig Henshaw
Ceramics – Pottery for Beginners Stephanie Park
NEW! Fibre Arts – Visible Mending & Embellishment
on a Denim Garment Kelsey Redman
Jewellery – Chain Making: Beginner/Intermediate/Advanced
..... Susan Watson Ellis
NEW! Kids’ Art Camp – Explorations in Painting Sarah Jowett
Landscapes: Real, Imagined & Altered Kal Honey
Millinery – Art of Hat Making Karyn Gingras
NEW! Music – Beginner Guitar Nick Russell
NEW! Painting – Exploring Figure Work Expression Aly McDonald
Singing Harmony by Ear Jane Lewis
Weaving – Basics Level I Laurie Allan-Ungeitis
Write that Story Ken Murray
Youth Camp – Archery & Fencing Brad Sherwood

Saturday, July 13

- NEW!** Basketry – Square Beginner Basket Workshop
..... Michelle Zikovitz
Beading – Floral Medallion Workshop..... Naomi Smith
Drawing Basics Workshop..... Marta Scythes
Earring Workshop..... Susan Watson Ellis
NEW! Faux Stained Glass Vases Workshop..... Toni Caldarone
Fibre Arts – Denim Decorative Mending Workshop
..... Kelsey Redman
NEW! Ink Making for Drawing & Painting Workshop..... Liz Menard
NEW! Intro to Yupo & Acrylics Workshop..... Tracey Lee Green
NEW! Make a Quillie Necklace Workshop..... Yvonne Iten-Scott
Sculpture – Wire Workshop..... Charles O’Neil

July 15 – 19

- Blacksmithing..... Aimie Botelho
Ceramics – Surface Treatments..... Lesley McNally
Contemporary Rug Hooking..... Yvonne Iten-Scott
Figurative Abstraction in Cold Wax & Oil..... Stephanie Schirm
Glassblowing..... Silvia Taylor
Indigenous Beading – Telling Our Stories..... Naomi Smith
NEW! Kids’ Art Camp – Arts Smart..... Toni Caldarone
Music – Guitar Improv..... Nick Russell
Painting – Composition & Colour..... Janine Marson
NEW! Stone Sculpture Open Studio..... Elise Muller
NEW! Teen Jewellery Studio..... Shannon Kennedy
Watercolour Basics & Beyond..... Marta Scythes
Weaving – Overshot..... Ralph Johnston
Writing Memoirs..... Carol Teal
NEW! Youth Art Camp – Pop Harmony Youth Choir..... Lizzy Clarke

Saturday, July 20

- NEW!** Courting the Muse: Writing Flash Fiction/Nonfiction Workshop
..... Carol Teal
Drawing Basics Workshop..... Helen McCusker
Glassblowing – Introductory Workshop..... Silvia Taylor
NEW! Mail Art Workshop..... Lori-Anne Crittenden
Metal Clay: Enamelled Pendant Workshop..... Shannon Kennedy
NEW! Mixed Media Embellishment Techniques Workshop
..... Joyce Pruysers-Emmink
NEW! Music – Jazz Improv for Beginners Workshop
..... Maggie Thompson
NEW! Small Wonders – Botanical Monoprints Workshop
..... Stephanie Rayner

Saturday, July 20 and Sunday July, 21

- Timber Framing – Introduction to Design Workshop
..... Glenn Diezel

July 22 – 26

- Ceramics – Pottery II..... Lisa Barry
Cottage Painted Floor Mats/Cloths..... Margot Miller
Glassblowing and Glassblowing II... Tom Cudmore, Alyssa Getz
NEW! Kids’ Art Camp – Master Artists..... Toni Caldarone
Landscape Painting – Plein Air & Studio..... Sam Paonessa
NEW! Mixed Media Sculptural Collage..... Sara Petroff
NEW! Music – Magic of Songwriting..... Carol Teal
NEW! Open Studio – Jewellery..... Studio Technician
NEW! Painting with X-Acto Knives..... Sharon Kirsh
Photography – Taking it to the Next Level..... Blake Chorley
Printmaking – Japanese Papers & Beautiful Botanicals
..... Stephanie Rayner
Soft Pastels & Mixed Media..... Helen McCusker
NEW! Teen Blacksmith Studio..... Aimie Botelho
Timber Framing..... Glenn Diezel

NEW! ARTS ACROSS FLEMING JULY 2024

Peterborough Campus

July 8 – 12

- Kids’ Art Camp – Under the Sea
..... Rebecca Reynolds
Painting – Art as Activism
..... Tia Cavanagh

July 15 – 19

- Youth Art Camp – Colour Kaleidoscope
..... Rebecca Reynolds

July 22 – 26

- Clothing Upcycling
..... Rita Diilio
Kids’ Art Camp – Nature Inspirations
..... Star Daughter Woman

July 29 – August 2

- Painting – Acrylics Beginner
..... Star Daughter Woman
Youth Art Camp – Artful Explorations
..... Kelly Albin

Lindsay Campus

July 8 – 12

- Illustration & Narrative
..... Jay Dart
Youth Art Camp – Artful Explorations
..... Kelly Albin

July 15 – 19

- Fibre Art – Batik, Rusting
& Colour Manipulation..... Jan Anderson
Kids’ Art Camp – Artistic Fusion
..... Kelly Albin

July 22 – 26

- Kids’ Art Camp – Under the Sea
..... Rebecca Reynolds
Writing – Mindful Ink – Transforming
Your Narrative..... Jennifer Sharp

July 29 – August 2

- Needle Felting – Painting with Wool
..... Brenda Benedet
Youth Art Camp – Colour Kaleidoscope
..... Rebecca Reynolds

Cobourg Campus

July 8 – 12

- Painting – Acrylics Beginner
..... Pamela Tate
NEW! Youth Art Camp – Creative Eye
..... Lee Higginson

July 15 – 19

- Kids’ Art Camp – Creative Explorers
..... Kate Hessin
Needle Felting Armature
– Woolly Characters That Pose
..... Claudine Crangle

July 22 – 26

- Jewellery – Chain Making: Beginner
..... Kerry Lynne Hicks
Youth Art Camp – Illustration & Narrative
..... Jay Dart

July 29 – August 2

- Figure Drawing for Beginners
..... Pamela Tate
Kids’ Art Camp – Foundations of Art
..... Kate Hessin

Saturday, July 27

- NEW!** Botanical Contact Printmaking Workshop Liz Menard
Glassblowing – Intro Workshop Alyssa Getz, Tom Cudmore
Jewellery – Forged Bangle Workshop Todd Jeffrey Ellis
NEW! Music – Brass Workshop Craig Thompson
NEW! Photography – Learn to Take Better Portraits Workshop
..... Blake Chorley
NEW! Quilting – Free Motion with Water-Soluble Stabilizers Workshop
..... Joyce Pruysers–Emmink
Sensations of Meditation – Sound Bath & Mala Making Workshop
..... Linda Lee Purvis

July 29 – August 2

- Abstraction – Floral Interpretations Sharon Kirsh
NEW! Ceramics – Raku Lisa Skog
Collage – Multiple Dimensions Rosemary Vander Breggen
Fibre Art Techniques Jan Anderson
Jewellery – Hand Sawn Miranda Britton
NEW! Kids' Art Camp – Exploration in Art Sarah Jowett
Music – Creative Choral and Choral II
..... Gillian Stecyk, Emily McPherson
Painting – Portraits Stephanie Schirm
Plein Air Sketching & Pastel Martha Johnson
Quilting – Altered Panels Albert Cote
NEW! Sculpture – Lost Wax Casting Jonathan Hagarty
NEW! Teen Glassblowing Jonathan Sharp
NEW! Woodworking: Build a Haliburton Chair... Steven Der–Garabedian
Youth/Teen – Metal Jewellery Arts Susan Watson Ellis

AUGUST 2024

Saturday, August 3

- NEW!** Fibre Arts – Fat Quarter Abstract Workshop Albert Cote
NEW! Fibre Arts – Pajama Pant Workshop Rita Diilio
Jewellery – Sterling Silver Fold Formed Earrings Workshop
..... Todd Jeffrey Ellis

August 5 – 9

- Acrylics – Design & Colour Abstracts
..... Rosemary Vander Breggen
Animals in Art Deidre Wicks
NEW! Ceramics – No Roundies: Altered Wheel Forms
..... Cathleen Nicholson
NEW! Fibre Arts – Felted Art Creations Denise Magloughlen
Glassblowing Sheila Mahut
Kids' Art Camp – Wild About Clay Lara Elliott
Music – Harp Level I and Level II Maureen McKay
Painting – Advanced Individual Studies Elizabeth Greisman
Puppet Design & Construction Clelia Scala
NEW! Sculpture – Ways of Making Emily Chudnovsky
Writing for Your Life Daniel Scott Tysdal
Youth/Teen – The Natural Way to Draw & Paint .. Janine Marson

August 12 – 16

- Ceramics – Coiling & Terra Sigillata Paula Murray
Fibre Art – Quilting Basics (Youth Adult) Jan Anderson
NEW! Fibre Arts – Fabric Book Albert Cote
Improv Craft Gavin North
Jewellery – Silversmithing/Metalsmithing/Open Studio
..... Todd Jeffrey Ellis
Kids' Art Camp – Metal Jewellery Susan Watson Ellis
Landscape Painting – Contemporary Impressionism
..... Luke Despatie
Painting – Advanced Individual Studies Elizabeth Greisman
NEW! Portraiture & Figure Drawing – Celebrating Gender Diversity
..... Helen McCusker
NEW! Print & Paint Your Own Fabric Gunnel Hag
Sculpture – Wire Charles O'Neil
NEW! Youth Art Camp – Creating with Nature:
An Interdisciplinary Movement Julia Aplin & Terrill Maguire

August 17 – 24

- OHS Spinning Certificate Program – Level III
...Teena Jennings, Rebecca Lamperd, Julia Lee,
Donna Hancock, Beth Showalter and Louise Jackson
OHS Spinning Certificate Program – Level VI
...Wendy E. Bateman, Harriet Boon, Louise Jackson,
Julia Lee and Beth Showalter

August 19 – 23

- Youth/Teen – Pottery Lisa Barry

SEPTEMBER 2024

September 9 – 13

- NEW!** Wallpaper Mixed Media Stephanie Schirm

September 16 – 20

- NEW!** Mixed Media Art Journaling Anna Redish
Welcome to Writing Janet Trull
NEW! Write & Make a Poetry Chapterbook Cathy Esther Thorne

September 23 – 27

- NEW!** Photography – Learn Your Camera Blake Chorley

OCTOBER 2024

October 14 – 18

- NEW!** Sculpture – 3D Geometric Design George Hart
Watercolour Painting – Big Skies, Clouds & Landscapes
..... Marta Scythes

Saturday, October 19

- NEW!** Lino Printmaking Workshop Elise Muller
Watercolour Painting Workshop Gord Jones

October 21 – 25

- Watercolour Painting – Intermediate/Advanced Gord Jones

See pages 57 to 70
for information about our instructors



MARCH 2024

OPEN STUDIO

Immerse yourself in independent practice in a studio setting at Haliburton Campus. Explore, hone and expand existing skills and develop new ones through self-directed projects in Blacksmithing, Ceramics and Glassblowing. Gain access to equipment with guidance from a studio technician to assist with your technical skills in a safe environment.

Open Studio – Ceramics

COURSE CODE ARTS 2488

INSTRUCTOR Studio Technician

| | | | |
|------|---------------------|---------|----|
| DATE | March 4 – 8, 2024 | SECTION | 46 |
| | March 11 – 15, 2024 | SECTION | 47 |
| | March 18 – 22, 2024 | SECTION | 48 |

FEES \$125.00 per week

Please note: This course is not suitable for beginners.

Immerse yourself in independent practice in a studio setting. Hone existing skills and develop new ones through self-directed projects. Time can be purchased by the week which will run Monday to Saturday. Participants will have a designated wheel, storage space, ware cart, work table and use of studio equipment including: pug mill, slab roller, banding wheel, slump molds, stamps, extruder, batts, armatures, slip trailers, spray booth and sculpting stand. All clay must be purchased from the college bookstore at \$25 a bag which will include underglazes, glazes and firing.

Open Studio – Blacksmithing

COURSE CODE ARTS 1726

INSTRUCTOR Studio Technician

| | | | |
|------|---------------------|---------|----|
| DATE | March 11 – 15, 2024 | SECTION | 42 |
| | March 18 – 22, 2024 | SECTION | 43 |

FEES \$431.21 per week

Please note: This course is not suitable for beginners.

This is an excellent opportunity for graduates of our Artist Blacksmith Certificate program or individuals with blacksmithing experience to explore and expand upon your skills in an independent open studio suitable for any subject matter and style of approach to your creative designs. Access to the equipment with a studio technologist for questions and guidance to assist with your technical skills in a safe environment. Steel available for purchase

Open Studio – Glassblowing

COURSE CODE ARTS 1944

INSTRUCTOR Studio Technician

| | | | |
|------|---------------------|---------|----|
| DATE | March 4 – 8, 2024 | SECTION | 43 |
| | March 11 – 15, 2024 | SECTION | 44 |
| | March 18 – 22, 2024 | SECTION | 45 |

FEES \$664.42 per week

Please note: This course is not suitable for beginners.

This is an opportunity for graduates of our glassblowing certificate program or individuals with glassblowing experience to have access to the hot shop for independent open studio time. With 32 hours of studio time, participants will have access to the equipment and including molten furnace glass only, as well as a studio technologist for questions and guidance. Participants are encouraged to explore individual subject matter and style in an unstructured format. Note: Colour not included.



SATURDAY, MARCH 23

NEW! Ceramics – Serving of Surface – Plate Decoration Workshop

COURSE CODE ARTS 2673 SECTION 41
INSTRUCTOR Lisa Barry
DATE March 23, 2024
FEES \$157.58 includes material fee

Explore a variety of surface techniques in the ceramic studio. You will be given two pre-made lunch-size plates that can be fully embellished with pattern, motifs and ornamentation of your choosing. The workshop will cover techniques such as inlay, paper resist and a variety of carving techniques. This workshop is a perfect meld of painting, printmaking and exploring clay as a canvas. You are encouraged to come with some sketches and motifs to play with. All work will be fired, glazed with a clear glaze and ready for pick-up within three weeks of the workshop. No experience with clay is necessary.

MARCH 25 – APRIL 5

NEW! Glassblowing Advanced Studies – Stem & Tableware

COURSE CODE ARTS 2674 SECTION 41
INSTRUCTOR Mathieu Grodet
DATE March 25 – April 5, 2024
FEES \$1,425.13

This course is not suitable for beginners. Glassblowing certificate or equivalent experience is required to participate. Instruction in this course is delivered at an intermediate to advanced skill level.

Delve into the classic practice of creating hand-blown glassware from goblets to plates. Through a step-by-step process, learn methods and stages for constructing multi-part pieces. In addition to hand-blown goblets and cups, you will make other tableware elements such as spoons, pitchers, saucers and more. Note: Colour not included.

APRIL 8 – 13**Pottery – Form & Function**

COURSE CODE ARTS 318 SECTION 41
 INSTRUCTOR Lisa Barry
 DATE April 8 – 13, 2024
 FEES \$569.89 Includes 1 bag of clay

Gain a better understanding of form as it relates to function. Group and individual demonstrations and critiques will increase skill and personal authority with materials as well as techniques. Equal time will be spent on decorating techniques to animate work at the throwing, trimming and glazing stage of the process. Exercises will culminate in a complete reference workbook of decoration techniques, sponge printing, multiple glaze layering with colour, and glaze formulas, all with a focus on personal expression. Instruction is suitable whether you are a beginner or established maker.

SATURDAY, APRIL 13**Watercolour Painting Workshop**

COURSE CODE ARTS 776 SECTION 41
 INSTRUCTOR Gord Jones
 DATE April 13, 2024
 FEES \$140.65

Explore the magic of the watercolour medium in a relaxed and enjoyable atmosphere. Beginning with a morning demonstration, you will be led through a step-by-step process to create landscapes with a sense of place. You will work from reference photos (provided) to two finished watercolours using simple value sketches and compositional techniques to condense the photographic subject matter. Learn to interpret the beauty and influence of light, using values, colour and atmospheric perspective. Strong values and good design allow you to paint freely and let your personal interpretation of a subject come through.

NEW! WEDNESDAY EVENINGS, 6:30 – 9:00 PM**APRIL 17 – MAY 22****Blacksmithing – Hammer, Anvil & Forge**

COURSE CODE ARTS 2676 SECTION 41
 INSTRUCTOR John Ducker
 DATE Wednesdays, April 17 – May 22, 2024
 FEES \$385.68

In this introductory course you will learn the basics of blacksmithing in a hands-on studio experience. Instruction will provide an understanding of simple forging principles and essential studio safety practices. Equipment will be focused on the hammer, anvil and forge. Through traditional blacksmithing techniques you will create a functional bracket.

**APRIL 24 – MAY 29****Fibre Arts – Felted Jewellery**

COURSE CODE ARTS 2677 SECTION 41
 INSTRUCTOR Sandi Luck
 DATE Wednesdays, April 24 – May 29, 2024
 FEES \$329.13 + material fee payable to instructor: \$55

Create a collection of unique jewellery using traditional wet felting methods. Each week you will learn a new technique and design your own pendants, cuffs, collar necklace and earrings. You will be combining fine merino wool, silk fabrics and yarns with soap and water to make eye catching wearable art. Bring a notebook, hand towel, small boot tray and a bowl. All other equipment and materials supplied.

Painting – Mastering Watercolour Effects with Acrylics

COURSE CODE ARTS 2678 SECTION 41
 INSTRUCTOR Tracey Lee Green
 DATE Wednesdays, April 24 – May 29, 2024
 FEES \$329.13 + material fee payable to instructor: \$10

Investigate traditional watercolour techniques and how they can be translated into the convenience of acrylic paints. Delve into paint transparency, colour theory, value and water vs mediums with discussions on the benefits of canvas, and board vs papers. You will have an opportunity to try different supports and can paint any subject matter you like. The result will be creative, organic and flowing paintings that can be framed. Paint, pallets, papers and canvas will be supplied.

MAY 6 – 17

NEW! Ceramics Advanced Studies – Mould-Making & Slip-Casting

COURSE CODE ARTS 2685 SECTION 41
INSTRUCTOR Janet Macpherson
DATE May 6 – 17, 2024
FEES \$993.24 includes plaster & slip

This course is not suitable for beginners. Instruction in this course is delivered at an intermediate to advanced level of skill.

This course will focus on the process of mould-making and slip-casting for the purpose of creating sculptural forms. You will learn how to make two-part plaster moulds from found objects, gain a material understanding of plaster and casting-slip, and explore unique ways in which slip-cast objects can be attached together, altered and constructed. To enhance the hands-on aspect of the course, visual presentations of historical and contemporary slip-cast objects will be shown to inspire participants in their own work, and contextualize the mould-making and slip-cast process within the field of ceramic art.



MAY 13 – 17

NEW! Acrylics – Creative Ways to Build Perspective

COURSE CODE ARTS 2680 SECTION 41
INSTRUCTOR Grethe Jensen
DATE May 13 – 17, 2024
FEES \$451.41

Bring your paintings to life with depth and perspective. Going beyond the usual approach to perspective, you will study the works of several contemporary artists. Exploring their techniques, you will practice their methods on your own work. Abstract landscapes, colour intensity, natural and man-made paint structures using linear perspective will create intriguing results in your work. Learn to give depth to your paintings, producing a genuine 3D feel. You will be encouraged to work spontaneously and choose your own subject matter. This is a fast-paced course suitable for enthusiastic beginners and experienced artists who want to delve deeper into perspective.

Fibre Arts – Art Quilts

COURSE CODE ARTS 2538 SECTION 41
INSTRUCTOR Jan Anderson
DATE May 13 – 17, 2024
FEES \$451.41 + material fee payable to instructor: \$15

Design and create your own art quilt. Blend conventional quilting techniques and designs with paint, ink, free motion quilting, appliqué, thread painting, thread sketching and discharging. Instruction will include the basic skills necessary to design, construct and quilt a unique piece from beginning to end. Explore the use of a design wall, value and colour manipulation, machine quilting, free motion and finishing techniques. Creative freedom, as well as assistance in designing pieces will be available in a supportive and encouraging environment. You must bring a familiar sewing machine in good working order. Instruction is suitable for beginner and experienced fibre artists.

NEW! Jewellery – Basics

COURSE CODE ARTS 2715 SECTION 41
INSTRUCTOR Susan Watson Ellis
DATE May 13 – 17, 2024
FEES \$451.41 + material fee payable to instructor: \$150

In this weeklong course you will explore basic jewellery fabrication techniques using sterling silver. Beginners will use wire and sheet to form, saw, connect and solder simple jewellery forms such as Band Rings, Earrings, Bracelets, and Pendants. Intermediate and advanced students will be able to create more complex forms requiring multiple solder joints and may add Stone Setting to their Designs. Intermediate and advanced students may bring their own sterling silver or purchase the material fee package which includes sheet, bar stock and wire.

NEW! Painting – Encaustic Techniques

COURSE CODE ARTS 2741 SECTION 41
INSTRUCTOR Susan Fisher
DATE May 13 – 17, 2024
FEES \$451.41 + material fee payable to instructor: \$120

Encaustic painting is a form of painting that involves a heated wax medium to which colored pigments are added. Work with brushes and encaustic paint as you learn basic and more advanced techniques including: substrate preparation, texturing and layering, scraping and inlay and using oil pigment sticks. Incorporate collage materials and learn how to use photo transfers to give your artwork an added dimension. In addition, there will be a discussion on how to safely set up an encaustic studio environment.



Photographing the Natural World

COURSE CODE ARTS 2669 SECTION 41
INSTRUCTOR Corin Ford Forrester
DATE May 13 – 17, 2024
FEES \$451.41 + material fee payable to instructor: \$15

This course is not suitable for beginners. You should understand your digital SLR camera and its manual functions as well as the basics of Light Room or Photoshop software. Use your laptop and software or the school MAC lab.

Through landscapes, abstracts of colour and motion or intimate close-ups of natural details, expand your creative and technical abilities to create photographs of the natural environment. The course will include talks, visual presentations, field trips, shooting assignments, constructive group critiques, and post processing, printing and presentation guidance. You will learn how to blend and layer multiple images to create something beyond a documentary photograph.

Spinning – Beginners

COURSE CODE ARTS 334 SECTION 41
INSTRUCTORS Barbara Fawcett, Julia Lee, Joan McKenzie
DATE May 13 – 17, 2024
FEES \$451.41 + material fee payable to instructor: \$60

Learn the art of twisting fibre into yarn. Participants will be introduced to raw, washed, and dyed wool. Hands-on instruction in washing and dyeing wool, hand carding, teasing, drum carding, spinning and plying on a spindle and on a spinning wheel will be provided. Using what you have learned, participants will select appropriate fibres for a specific project from the supplied materials, and will prepare, blend, and spin fibre for your project to be completed on your own time.

Watercolour Landscape Painting

COURSE CODE ARTS 1324 SECTION 41
INSTRUCTOR Gord Jones
DATE May 13 – 17, 2024
FEES \$451.41

Paint the landscapes of Haliburton in transparent watercolour with an emphasis on capturing the light. Demonstrations will provide a clear understanding of how to describe the landscape and will be balanced with opportunities to experiment. There will be solid instruction in preparatory drawing, value patterns, colour mixing, theory and composition. Working from a photograph, we will simplify with a quick value sketch then continue to a finished watercolour. Prepare to paint two complete works each day with assistance and constructive group critique.

Welcome to Writing

COURSE CODE ARTS 2671 SECTION 41
INSTRUCTOR Janet Trull
DATE May 13 – 17, 2024
FEES \$451.41

You have a distinctive voice. The words you choose, the audience you select, the points of view you communicate; all these skills make the difference between essays and stories that gather dust on the shelf and the ones that get published. Now is the time to develop an authentic personal writing practice that will help you share your thinking in a way that makes readers pay attention. Express joy, frustration, passion, anger and grief. Don't waste another second worrying about your literacy level. If you can talk, you can write. This course is for anyone with ideas that deserve to be in print. You will be writing letters to the editor, your lover, your boss and that kid who punched you in grade four. You will be a poet, an essayist, a short story writer and a playwright. It's meaningful work. Welcome to writing!

MAY 27 - 31

Blacksmithing

COURSE CODE ARTS 38 SECTION 43
INSTRUCTOR René Petitjean
DATE May 27 - 31, 2024
FEES \$658.17 includes \$183.00 initial material fee

This course involves the use of hot forges and metal. You must be prepared to work independently with a high level of concentration, physical exertion and mechanical aptitude.

Learn the basics of blacksmithing in a hands-on studio situation. You will have an opportunity to learn the skills required to produce appealing and functional objects using traditional blacksmithing techniques. Instruction will provide an understanding of simple forging principles such as drawing out, punching, scrolling and more. Finishing techniques will also be stressed. Ample opportunities will be provided to practice what you've seen demonstrated. Please bring a project concept with you. Large or multiple projects will be subject to additional material fees.

JUNE 3 - 7

NEW! 3D Artwork for Video Games

COURSE CODE ARTS 2776 SECTION 41
INSTRUCTOR Jamie Richards
DATE June 3 - 7, 2024
FEES \$451.41

Embark on a journey into the field of 3D video game asset creation with this immersive course. Start by delving into the fundamentals of 3D modelling with Autodesk 3DS Max, learning an array of techniques to create game-ready models. Move on to the art of surfacing with Adobe Photoshop and Substance 3D Painter, focusing on essential techniques to enhance your models with realistic and detailed textures. Finally, bring your artistry into the game by importing your creations into Unreal Engine 5, where you'll learn the basics of asset integration and material creation. This condensed course is designed to provide an overview of the current, core techniques for 3D modeling and texturing for video games, making it ideal for beginners or for hobbyists looking to refresh their skills in a short timeframe.

Acrylics - Trees, Rocks, Water & Sky

COURSE CODE ARTS 2350 SECTION 41
INSTRUCTOR Mary Intven Wallace
DATE June 3 - 7, 2024
FEES \$451.41 + material fee payable to instructor: \$10

Celebrate Canada's iconic landscape as you paint skies, rocks, trees, and water. Daily demonstrations and step-by-step painting exercises will provide successful strategies for painting the elements of the outdoors. Topics covered include composition, value studies, acrylic colour, transparency, and transitional edges. Discussion and feedback in a supportive studio environment will help to evolve your painting style. Reference landscape photos will be available, or you are welcome to bring your own. Instruction is suitable for beginners as well as experienced painters. Connecting with nature is good for your art as well as your heart.

NEW! Botanical Contact Printmaking

COURSE CODE ARTS 2684 SECTION 41
INSTRUCTOR Liz Menard
DATE June 3 - 7, 2024
FEES \$451.41 + material fee payable to instructor: \$40


Make marvellous botanical contact prints using plants and a variety of paper. Let your inner forager and artist work together to create beautiful works on paper. After collecting natural materials, you will make Japanese paper (Washi) and traditional Western paper bundles that will be placed in a pot of simmering water transferring colour from the plant material to the paper. Learn about different papers, plants and materials suitable for this technique. Where and how to source materials will be discussed. You are encouraged to bring their own foraged plant materials. A list of suitable plants will be emailed three weeks before the course. There will be an optional opportunity to create a unique Artist Book (accordion and or pamphlet stitch) from your prints. Material fees to be determined by the project.

NEW! Design for the Future

COURSE CODE ARTS 2693 SECTION 41
INSTRUCTOR Michelle Desgroseilliers
DATE June 3 - 7, 2024
FEES \$451.41 + material fee payable to instructor: \$15

From crystal balls to weather forecasts to artificial intelligence, humans have always sought ways to predict the future—and how we might change it. These uniquely human practices are one of the keys to our success: whether it's solving new problems, remixing past practices or applying emerging technologies, creative thinkers are always introducing new ideas and practices to the world. This course will briefly cover the history of future prediction and its relationships to pattern-recognition and creative practices. You'll explore some of the modern tools and techniques used by artists, designers and businesses to produce innovative new products and artifacts in the world. You'll learn these future design skills through hands-on activities such as: collecting and analysing current trends and signals, applying modern foresight tools like back-casting and design fiction, using generative AI for scenario planning and visualization, and using various prototyping techniques to explore and develop your new ideas.





NEW! Fibre Arts - Natural Dyeing - Madder, Marigold, Indigo & More

COURSE CODE ARTS 2700 SECTION 41
INSTRUCTOR Sandi Luck
DATE June 3 – 7, 2024
FEES \$451.41 + material fee payable to instructor: \$125

Create a rainbow of colours from natural dye. Learn the basic techniques of dyeing fibre using pigment from flowers, bark, roots and more. You will use red, yellow and blue natural dyes, overdy and modify to add more colours, plus learn how to create patterns and prints. You will collectively dye a selection of provided yarns and fabrics, enough for 3-5 small projects as well as samples for a dye journal. You may also bring a quantity of your own fibres to dye and purchase an additional dye kit.

Illustration & Narrative

COURSE CODE ARTS 2711 SECTION 41
INSTRUCTOR Jay Dart
DATE June 3 – 7, 2024
FEES \$451.41

Whether you're interested in illustration, picture books, comics, graphic novels, game design, animation, visual art, or any other outlet for combining images and stories, let's bring your idea to life. Come with a story idea that you want to develop or just an open mind to wander after inspiration. Create character designs, environments and story arcs for a world of your own creation. Experiment with a variety of traditional drawing materials and expand your unique approach to image-making through a greater understanding of composition, line style, form, value, perspective, texture and colour. Instruction will include demonstrations, activities to encourage inspiration and examples of works by artists from a variety of disciplines. Feedback will be provided in a supportive environment.

Iron Sculpture

COURSE CODE ARTS 113 SECTION 41
INSTRUCTOR René Petitjean
DATE June 3 – 7, 2024
FEES \$658.17 Includes \$183.00 initial material fee

This course involves the use of hot forges and metal. You must be prepared to work independently with a high level of concentration, physical exertion and mechanical aptitude.

This course will introduce you to the unique world of iron sculpture by blending traditional and modern techniques to create amazing and unusual sculptural pieces. Skills learned will aid in the production of both indoor and outdoor sculpture as well as yard art. Learn basic forging, welding and cutting techniques. Traditional finishes, colour and patination will also be addressed. Please bring a project plan. If you are returning to this course, you will be encouraged to work on projects at an appropriate skill level. There will be an emphasis on coal and propane forge work.

NEW! Mosaic Coffee Tables

COURSE CODE ARTS 2729 SECTION 41
INSTRUCTOR Pippa Beck
DATE June 3 – 7, 2024
FEES \$451.41 + material fee payable to instructor: \$87

In this project-based course you will create a beautiful, tiled mosaic coffee table suitable for indoor and outdoor use. Starting with an introduction to mosaics you will learn about different substrates and materials. Three different cutting techniques will be taught as well as learning how to use mortar and grout. As a bonus addition, you will have the opportunity to make a small garden stone while waiting for the mortar on your coffee tables to dry. Suitable for beginners and intermediates.

NEW! Painting the Language of Abstraction

COURSE CODE ARTS 2738 SECTION 41
INSTRUCTOR Elisabeth Heathfield
DATE June 3 – 7, 2024
FEES \$451.41 + material fee payable to instructor: \$80

In this course, you will learn to express yourself through colour, composition, and texture. You will be shown a variety of different techniques that will inspire you to create a series of small abstract daily pieces using acrylics and other mediums. Develop your own colour palette with basic primary colours and learn how to use your whole body to add expression and dynamism to your work. The course will culminate with a large acrylic painting that incorporates key elements of abstraction.

NEW! Stone Carving - Tools & Techniques

COURSE CODE ARTS 2758 SECTION 41
INSTRUCTOR Wesley Booker
DATE June 3 – 7, 2024
FEES \$451.41 + material fees payable to instructor: \$75 for tools and \$120-\$180 depending on the size and type of stone chosen

Explore the timeless art of stone carving, now accessible with modern tools and techniques. This course introduces sketching, shaping and perfecting sculptures in a relaxed setting. Familiarize yourself with traditional tools like chisels, saws, files, rasps, rifflers and sandpapers. Explore various stone carving methods and types, with an emphasis on using angle grinders as a modern tool. You'll have the freedom to choose your subject, select the right stone and work at your own pace. No prior experience is needed for this hands-on traditional art adventure, open to all who want to explore their creative side.



SATURDAY, JUNE 8

NEW! Embroidered Brooch Workshop

COURSE CODE ARTS 2694 SECTION 41
 INSTRUCTOR Shannon Quigley
 DATE June 8, 2024
 FEES \$140.65 + material fee payable to instructor: \$62.15

Dive into the enchanting world of embroidery. Discover how to design and make embroidered brooches. Learn how to make your own embroidery patterns by tracing photographs from your phone and transferring them onto fabric. Then learn how to select and use basic embroidery stitches to bring your designs to life. No previous embroidery experience required. After this workshop, you will be able to turn anything into a brooch! Bring your phone loaded with photos or use patterns provided. Take home a finished mini brooch and all the materials you need to start your embroidery adventure and continue making multiple brooches at home.

NEW! Exploring Intuitive Expression Workshop

COURSE CODE ARTS 2695 SECTION 41
 INSTRUCTOR Farida Zaman
 DATE June 8, 2024
 FEES \$140.65 + material fee payable to instructor: \$22

Discover the freedom of creating art guided by your inner voice and spontaneous impulses as your art emerges from intuition and emotion. Through a mixture of short and extended exercises with acrylic paints, oil pastels and collage, express your internal landscape creatively and vividly. You will find inspiration in both direct observation and the realms of abstraction. This workshop will emphasize channelling what you feel rather than merely replicating what you see, fostering a deep connection with the intrinsic joy and transformative potential of art-making. This workshop is a celebration of personal expression and creative discovery, offering a nurturing space for artists seeking to deepen their connection with their creative selves.

NEW! Fibre Arts – Penny Rug Pillow Workshop

COURSE CODE ARTS 2702 SECTION 41
 INSTRUCTOR Yvonne Iten-Scott
 DATE June 8, 2024
 FEES \$140.65 + material fee payable to instructor: \$40

Penny rugs are thought to date back to the 1700s. Homemakers would cut scraps of wool and felt from old clothing into circular shapes using coins. These fabric circles would be layered and stitched to make decorative pieces of art for the home. You will design your own unique pillow, table runner or wall art by cutting concentric circles from beautiful wool fabric provided by the instructor. A simple blanket stitch and embroidery thread will be used to attach the pennies to a backing. You can choose to embellish your piece with buttons or beads. All materials will be provided for the workshop, just bring a sharp pair of scissors.

NEW! Hand Carved Stone Jewellery Workshop

COURSE CODE ARTS 2710 SECTION 41
 INSTRUCTOR Elise Muller
 DATE June 8, 2024
 FEES \$140.65 + material fee payable to instructor: \$70

Carve your own stone pendant and earrings in this one day workshop. Choosing from a variety of stone such as Steatite, Alabaster, and Pyrophyllite you will learn how to shape the stones using riffers and diamond rasps, polish them using a variety of abrasives. Learn how to make your own Sterling Silver Earring Wires with a jig. Pendants can be worn on a Sterling chain or Waxed Cotton Cording with adjustable knots.

Paint Like a Modern Renaissance Master Workshop

COURSE CODE ARTS 2657 SECTION 41
 INSTRUCTOR Victoria Wallace
 DATE June 8, 2024
 FEES \$140.65 + material fee payable to instructor: \$20

Create your very own masterpieces using a modernized version of a method used for hundreds of years by some of the world's most renowned Renaissance artists, such as Rembrandt, Mantegna and Caravaggio. 21st Century Grisaille is a modern take on an old masters' oil painting technique, using tones of gray to establish a composition, after which coloured transparent glazes of colour are added to finish the work. In this updated version of the technique, you will be using acrylic paints and mediums to create a form of underpainting to create a base for subsequent layers. Overpainting with transparent coloured glazes allows the underpainting to show through.

OPENING DATES FOR REGISTRATION

Spring, Summer and Fall courses... March 1

OHS Level III & VI... June 3

JUNE 10 – 14

Acrylics – Material Exploration & the Artistic Voice

COURSE CODE ARTS 2124 SECTION 41
 INSTRUCTOR Victoria Wallace
 DATE June 10 – 14, 2024
 FEES \$451.41 + material fee payable to instructor: \$50

Stimulate your subconscious creative spirit and access your unique artistic voice through the exploration of personal metaphor with acrylic paints and mediums! Make the creative process second nature by acquainting yourself with the diverse applications of the acrylics used in this course. You'll learn to work with acrylic glazes and washes, mixed media, acrylic skins, stencils, and immediate image transfer onto a variety of substrates. There will be an introduction to palette knives and their uses with textured acrylics, 21st century grisaille and iridescent and interference acrylics. Instruction is suitable for beginner to professional artists. There is something for everyone in the course!

Acrylics – Trees, Rocks, Water & Sky

COURSE CODE ARTS 2350 SECTION 42
 INSTRUCTOR Mary Intven Wallace
 DATE June 10 – 14, 2024
 FEES \$451.41 + material fee payable to instructor: \$10

Celebrate Canada's iconic landscape as you paint skies, rocks, trees, and water. Daily demonstrations and step-by-step painting exercises will provide successful strategies for painting the elements of the outdoors. Topics covered include composition, value studies, acrylic colour, transparency, and transitional edges. Discussion and feedback in a supportive studio environment will help to evolve your painting style. Reference landscape photos will be available, or you are welcome to bring your own. Instruction is suitable for beginners as well as experienced painters. Connecting with nature is good for your art as well as your heart.

Collage & Acrylic Explorations

COURSE CODE ARTS 1004 SECTION 41
 INSTRUCTOR Rose Pearson
 DATE June 10 – 14, 2024
 FEES \$451.41 + material fee payable to instructor: \$40

Instruction is best suited to those with some painting experience, but beginners can be accommodated.

In this exciting process-oriented course you will learn to combine collage materials and acrylic paint as a means of personal visual expression and distinct vocabulary. With a creative spirit, you will be encouraged to explore and experiment with new techniques using oriental and tissue papers, magazines, photographs, found objects, fabric, fibres, acrylic paint and anything else that you would like. Make your own stamp and stencil and learn how to make polymer transfers. Composition and design principles will be addressed. Personal creative expression and uniqueness will be encouraged as you benefit from individual attention as well as group dialogue.

NEW! Fibre Arts – Rug Braiding

COURSE CODE ARTS 2704 SECTION 41
 INSTRUCTOR Yvonne Iten-Scott
 DATE June 10 – 14, 2024
 FEES \$451.41 + material fee payable to instructor: \$40

Braided rugs began as a way to keep your floors warm by recycling old worn-out clothing, tearing them into strips and braiding them. You will start the week by making a chair pad or trivet with materials provided by the instructor. You will learn a T-start, how to cut strips and braid them without any edges showing, how to lace the braids together so your piece is reversible and how to taper the end. Once you have mastered this you can select your second project: a tote bag or a round or oval rug. The materials for the second project can be brought from home, consultation prior to class with the instructor is necessary. Materials will also be available for purchase from the instructor. Please bring a pair of sharp scissors.



Mosaics – Stone & Pebble Wall Hanging

COURSE CODE ARTS 2502 SECTION 41
INSTRUCTOR Heather Vollans
DATE June 10 – 14, 2024
FEES \$451.41 + material fee payable to instructor: \$60

There is something very special about working with materials from nature. Experience this as you complete a small mosaic on plywood, becoming familiar with the adhesives, the stone and the substrate. Progress to a large, ungrouted hanging mosaic for outdoors on Wedi Board (a substrate suitable for outdoors year-round in Canada), utilising stone, stone tile and pebbles. Learn how to cut materials and how to position pieces to produce a mosaic that gives the stone its own unique 'voice'. Simple designs that showcase the materials will be encouraged. Instruction will include substrates, how to prepare them for mosaic, working with adhesives for outdoors, cutting techniques for a variety of materials, and how to care for your artwork.

NEW! Music – Guitar – Secrets of Fingerstyle

COURSE CODE ARTS 2779 SECTION 41
INSTRUCTOR Joal Saunders
DATE June 10 – 14, 2024
FEES \$451.41

You will be introduced to techniques and musical subjects pertaining to fingerstyle guitar. Using a theory-based approach to understanding the fundamentals of music, you will break down the harmonic, rhythmic and melodic elements of fingerstyle guitar. Armed with this new knowledge, you will implement practice techniques to learn new songs and spur creative exploration in the form of musical composition and expression.



It is the exploration of possibilities with ordinary materials that fires me most in my work. Outcome is the luxurious bonus.

HEATHER VOLLANS

NEW! Photography – Blending Multiple Photographs

COURSE CODE ARTS 2745 SECTION 41
INSTRUCTOR Corin Ford Forrester
DATE June 10 – 14, 2024
FEES \$451.41 + material fee payable to instructor: \$12

Have you ever wanted to blend or collage digital images? This classroom based introductory course in digital photography will kick start your journey into making digital creations. Students will learn about layers and masks, selection tools and the paint brush tool. Try changing the background of a portrait, blending two photographs together and creating photo collages. Bring a physical photo you'd like to digitize and experiment with. Take home two digital prints of your favourite experiments. Short outdoor photoshoots on campus will break-up time spent in the computer lab. You should be comfortable shooting and downloading digital images from digital camera or cell phone camera. Familiarity with MAC computers or iPhones/iPads and Adobe Photoshop is an asset but not a requirement. Options for free photo editing software will be discussed.

Sculpture – Wire

COURSE CODE ARTS 269 SECTION 41
INSTRUCTOR Charles O'Neil
DATE June 10 – 14, 2024
FEES \$451.41

Please note: This course requires extensive use of hand tools (wire cutters, pliers).

Wire sculpture is an exciting, expressive art form that can be functional, decorative or both. Instruction introduces the aesthetics, materials, tools, and techniques used in the creation of a variety of wire sculptures. You will then be encouraged to design and create an original, small-scale piece.

NEW! Sculpture & Hand-building with Clay

COURSE CODE ARTS 2686 SECTION 41
INSTRUCTOR Elisabeth Heathfield
DATE June 10 – 15, 2024 (6 days)
FEES \$569.89 includes 1 bag of clay

In this course, you will be exposed to different methods of ceramic hand-building for the purpose of creating representational and abstract sculpture. You will start with making your own pinch pot creatures, and learn how to use coils and slabs to build a final project. During the week you will be encouraged to explore representation and abstraction in sculpture, in order to develop your own unique structure. Experiment with various carving and decorating techniques in order to add texture and vibrancy to your final pieces.



JUNE 17 – 21

Anatomy for Life Drawing

COURSE CODE ARTS 6 SECTION 41
 INSTRUCTOR Stephen Tulk
 DATE June 17 – 21, 2024
 FEES \$451.41

This course is suitable for all skill levels, but some prior experience drawing a life model is recommended.

"The eye sees what the mind comprehends." Understand how to build your drawing, based on both skeletal and muscle structure, through this exploration of the anatomy of the human figure. Building on traditional drawing techniques such as gesture, contour and mass drawings, discussion will address both how to draw and what to draw. The ultimate goal is learning how to "see with your hand", and develop greater accuracy and expressiveness in your work. Life models and anatomic manikins will be used to understand living anatomy and movement. Instruction will include daily demonstrations and exercises.

Blacksmithing – Axe Making

COURSE CODE ARTS 2609 SECTION 41
 INSTRUCTOR Aimie Botelho
 DATE June 17 – 21, 2024
 FEES \$635.77 + material fee payable to instructor: \$15-24

This course involves the use of hot forges and metal. You must be prepared to work both independently and in groups with a high level of concentration and physical exertion. Learn how to use a blacksmith's fire, hammer and anvil to forge a small axe that can be used for competitive throwing, as a carpenter's axe, or for camping. Axes will be "punch eye" forged out of one solid piece of high carbon steel. Proper sledgehammer striking techniques, basic metallurgy, and how to heat-treat steel to make it harder will all be covered. Hammering will often be done in teams, with each person making their own axe. No previous blacksmithing experience is required. Axe handles will be available for purchase on the first day of class.

Botanical Drawing & Painting in Watercolour

COURSE CODE ARTS 1836 SECTION 41
 INSTRUCTOR Marta Scythes
 DATE June 17 – 21, 2024
 FEES \$451.41

This studio course is suitable for all skill levels but some painting experience would be an asset.

While studying a variety of floral and non-flowering plants, you will learn several drawing and watercolour painting techniques. Working from instructor demonstrations, photo references and live specimens, you will explore the intricate line, shape, texture and colour of various specimens. Composition and simple perspective, as they apply to botanical art, will be addressed. Emphasis will be placed on both loose interpretation and accurate structural analysis. Each day's instruction will include several small exercises and near the end of the week, you will be encouraged to focus on studies of choice. Instruction will include ongoing support and individual feedback, as requested.

NEW! Ceramics – Creating Multiples

COURSE CODE ARTS 2687 SECTION 41
 INSTRUCTOR Tara Love
 DATE June 17 – 22, 2024 (6 days)
 FEES \$569.89 includes 1 bag of clay

This course is open to those with any experience on the pottery wheel.

Enjoy the rhythmic process of creating multiples. You will enhance skills needed to create multiples of the same form, including nesting sets. Start your work on the wheel with a quarter pound of clay and progress up to two pounds. Attention will also be focused on decoration at both the greenware and bisque ware stages. The use of slips, underglaze, carving and stamps will be introduced for decoration. Explore the practice of creating multiple sets of functional pottery while finding ways to celebrate each piece as an individual.




NEW! Fibre Arts – Quilting – Curved Piecing

COURSE CODE ARTS 2703 SECTION 41
 INSTRUCTOR Albert Cote
 DATE June 17 – 21, 2024
 FEES \$451.41 + material fee payable to instructor: \$25

Add fluidity and movement to your quilt designs with curved piecing. Curved piecing involves sewing together fabric pieces with curved edges and requires a different set of skills and techniques compared to straight piecing. In this course you will learn horizontal and vertical curved piecing without using a ruler or ¼ inch seams. Embellish your unique art piece with raw edge appliqué and free motion stitching.

Bursaries are available
 See page 79 for more information



NEW! Making Art on your iPad

COURSE CODE ARTS 2723 SECTION 41
 INSTRUCTOR Helen McCusker
 DATE June 17 – 21, 2024
 FEES \$451.41

Learn to use your iPad to create digital artwork with the Procreate App (currently only available for iPads). A versatile and user-friendly app that can be used for drawing, painting, sketching out ideas, photo collage, animation, and so much more. You will learn how to customize your artwork for printing out or online display, how to use layer modes effectively, work with masking techniques, how to personalize your working preferences, use photos as reference and for collage, customize and make digital brushes, work with type, and explore all the aspects of this well-supported and popular app. Whether you want to use your iPad as a sketchbook, a way to work out ideas for 'real' paintings, or to create digital artworks – this is the course for you! An Apple Pencil is not necessary but will greatly enhance your user experience. A stylus or fingers can also be used.

NEW! Mixed Media Upcycled Art – A Preloved Story

COURSE CODE ARTS 2728 SECTION 41
 INSTRUCTOR Tiffany Howe
 DATE June 17 – 21, 2024
 FEES \$451.41 + material fee payable to instructor: \$30

Explore mixed media, assemblage and upcycling as you are guided through strategies in how to see potential in objects and materials and ways to combine them into cohesive projects. Discover practical methods of manipulating a variety of seemingly random things into beautiful, wacky, useful or decorative art pieces. There are many things in nature, thrift stores, scrap bins, and your own closet just waiting to be given new life as art! Prepare yourself with an open mind to go on a treasure hunt and think outside the box. You are encouraged to bring a small collection of objects or materials. Many supplies and tools will be provided. All levels of experience welcome.

Mosaics – Concrete Spheres

COURSE CODE ARTS 2618 SECTION 41
 INSTRUCTOR Heather Vollans
 DATE June 17 – 21, 2024
 FEES \$451.41 + material fee payable to instructor: \$60

Using a Styrofoam base, prepare three various sized spheres for the garden. With multiple layers of fibreglass, mesh, sand, and cement you will have the opportunity to mosaic your spheres using stone. Along with the hands-on preparation, other instruction will include what materials and products are suitable for outdoors in Canada and how to choose and prepare bases for longevity. This is a process-based course where you will prepare your three spheres simultaneously, allowing curing time between layers. Any incomplete spheres will be prepped to mosaic at a future time.

NEW! Music – Jazz Ensemble

COURSE CODE ARTS 2731 SECTION 41
 INSTRUCTORS Craig Thompson, Maggie Thompson
 DATE June 17 – 21, 2024
 FEES \$451.41

This course is open to musicians who have played an instrument for at least a year and can read music.

Please note: You must provide your own instrument.

Flute, Clarinet, Saxophone, Trumpet, Baritone, Trombone, Tuba, Bass, Guitar, Keyboard, Drum Set are welcome. Repertoire will include Swing, Latin and Fusion styles. An introduction to Jazz Improvisation and an overview of the History of Jazz will be included in this course.

Painting – Art as Activism

COURSE CODE ARTS 2623 SECTION 41
 INSTRUCTOR Tia Cavanagh
 DATE June 17 – 21, 2024
 FEES \$451.41

Explore the impact of message and meaning in the contemporary art world. Understand and work towards methods, research and the creation of a major work. Initially you will be encouraged to locate yourself in your various social identities (gender, race, class, ethnicity, ability, geographical location etc). Through installation, textiles, drawing, painting and other mixed media you will explore your positionality. There will be opportunities for collaboration. The space will employ respectful dialogue with an anti-appropriative approach. This course will guide you towards creating a framework for a narrative that may disrupt, challenge norms and create awareness.

Photography – Finding Your Voice

COURSE CODE ARTS 2596 SECTION 41
 INSTRUCTOR Linda Rutenberg
 DATE June 17 – 21, 2024
 FEES \$451.41

This course is not suitable for beginners. A good understanding of your camera is required.

If you love photography but find yourself in need of a boost to get out of the photo rut, this course is for you. Explore why you like photography, get new ideas, and stop taking the same type of images all the time. Discussions and projects will challenge you and your ideas, and help you create strong and powerful images that reveal the unique way that you see the world. Light, composition, and meaning will be emphasized within personal contexts and goals.

SATURDAY, JUNE 22

NEW! Ceramics – Soft Slab Cup Workshop

COURSE CODE ARTS 2690 SECTION 41
INSTRUCTOR Lisa Barry
DATE June 22, 2024
FEES \$157.58 includes all materials

This workshop is a fun introduction to working with soft slabs of clay to create a one-of-a-kind drinking vessel. Demonstrations will include hand-built construction techniques, impressed patterning, and a variety of surface possibilities. This workshop is open to all skill levels and offers a variety of cup forms to explore. All work will be fired, glazed with a clear glaze and ready for pick up within three weeks of the workshop.

NEW! Fibre Arts – Textile Scroll Workshop

COURSE CODE ARTS 2705 SECTION 41
INSTRUCTOR Albert Cote
DATE June 22, 2024
FEES \$140.65 + material fee payable to instructor: \$25

Use pieces of fabric, buttons, lace, keepsakes, vintage linens or other embellishments to create a textile scroll. Create a theme or tell a story with your preferred colours, making a unique long book that rolls up. You can machine stitch it together or use a soft stabilizer and do some hand stitching on it. Several methods of stitching and putting the fabrics together will be shown to make it just the way you like. This will be a fun workshop that will give you a keepsake of your favourite things.

NEW! Jewellery – Water Cast Stacker Rings Workshop

COURSE CODE ARTS 2716 SECTION 41
INSTRUCTOR Shannon Kennedy
DATE June 22, 2024
FEES \$140.65 + material fee payable to instructor: \$95

Water Casting is the art of melting metal to its molten form and then pouring it into water. This shocks the metal, creating spontaneous forms and unusual shapes. In this workshop you will learn how to melt fine silver scrap, pour metal into water and fabricate a silver ring incorporating your favourite water casting using the process of soldering. Once your rings are made you will be able to choose your favourite colour of enamel and learn how to add enamel to the inside of your water cast components and how to torch fire it. Beginner jewellery makers welcome.

Make a Living from Your Art Workshop

COURSE CODE ARTS 2597 SECTION 41
INSTRUCTOR Linda Rutenberg
DATE June 22, 2024
FEES \$140.65

The myth of the starving artist needs to be questioned and eradicated. It is possible to live from your work. If you talk about your creations and use the ideas and stories behind your work to engage your audience, people will get excited about what you are doing. This will generate income and eventually you will earn a living from this pursuit. Who you are, what you do, what you want, and what you need, will all be explored. Mission statements, websites, landing pages, finding your audience, and a marketing strategy will be addressed. Instruction is specifically for visual artists, encouraging the idea of earning a living from creative work, and will include one-on-one coaching as well as tools to get started. Given the number of hours that are needed in-studio, it is essential to learn and integrate digital skills and social media as a means of engaging the market. These strategies will protect precious studio time needed for creation.

NEW! Making Art on Your iPad Workshop

COURSE CODE ARTS 2724 SECTION 41
INSTRUCTOR Helen McCusker
DATE June 22, 2024
FEES \$140.65

Learn to use your iPad to create digital artwork with the *Procreate App. A versatile and user-friendly app that can be used for drawing, designing, painting, sketching out ideas, photo collage, animation, and so much more. In this introductory workshop, you will learn your way around Procreate and explore many of its unique features in hands-on projects and exercises. You will explore the functions, brushes, and fun stuff, learn about file size and types for online viewing or printouts, and look at many of the ways you can use this popular and well-supported app designed for artists of all stripes. *Procreate is currently only available for use on an iPad. An Apple Pencil is not necessary, but will greatly enhance your user experience. A stylus or fingers can also be used.



If you don't let the world know about your fantastic work, how will they find you? Come and delve into all the facets of getting your work out there... refine your purpose, mission and excitement about what you do.

LINDA RUTENBERG

NEW! Pastel Party Workshop

COURSE CODE ARTS 2743 SECTION 41
INSTRUCTOR Margaret Ferraro
DATE June 22, 2024
FEES \$140.65

Ever wonder how to use soft pastels? Take this one-day workshop and discover how versatile, forgiving and fun soft pastels can be. With an emphasis on mark making, colour and layering, you will discover the immediacy of this playful medium. Some supplies will be available for sale from the teacher.

Zentangle Workshop

COURSE CODE ARTS 1592 SECTION 41
INSTRUCTOR Yvonne Westover
DATE June 22, 2024
FEES \$140.65 + material fee payable to instructor: \$35

Zentangle is an easy to learn, relaxing and fun way to create beautiful images by drawing structured patterns. You will learn the step-by-step process of drawing patterns to create unexpected works of art. This drawing method increases focus and creativity, boosts your creative confidence with the “no mistakes” process, provides artistic satisfaction and helps bring about a sense of calm and well-being. This course will develop your ability to use tangling as a meditative art form, add creative time to your day, enhance your journaling or to incorporate patterning into other projects.

JUNE 24 – 28

NEW! Acrylics – Painting the Landscape

COURSE CODE ARTS 2681 SECTION 41
INSTRUCTOR Wendy Wood
DATE June 24 – 28, 2024
FEES \$451.41

This course is for the beginner and experienced painter.

Working from photographs, you will learn how to start a landscape painting. Through demonstration and discussion, the course will cover composition, perspective, negative space and colour choices. Use your new information to create your desired work. There will be time allocated daily, to work on your own paintings.

Blacksmithing – Hammer Making

COURSE CODE ARTS 2658 SECTION 41
INSTRUCTOR Aimie Botelho
DATE June 24 – 28, 2024
FEES \$658.17 + material fee payable to instructor: \$40

Learn to forge your own hammer. In this course you will begin by making a 1 lb riveting hammer to learn the basics of hammer forging. Your second hammer will be a full-sized forging hammer (2-3 lbs). You will have many different patterns to choose from, such as cross peen, rounding hammer, Viking hammer, etc. The course will also cover heat treating, and how to properly fit a handle to maximize comfort and hammering accuracy. Since hammering will often be done in teams, proper sledgehammer form will also be covered. The course will give you a detailed understanding of the process from beginning to end, as well as two of your very own custom hammers!

Fabrics – Colour, Patters & Painterly Effects

COURSE CODE ARTS 1730 SECTION 41
INSTRUCTOR Margot Miller
DATE June 24 – 28, 2024
FEES \$451.41 + material fee payable to instructor: \$15

Create fabulous fabric while exploring colour, pattern and texture using professional water base textile dyes. (Colour Vie). Learn techniques of hand painting, basic silk screen printing (non photo emulsion), watercolour brush and fluid washes, leaf/botanical printing, marking and stamping. These methods are ideal surface embellishment for shawls, scarves, sarongs, tablecloths, banners/signage, wall hangings and more. Paint cascading florals, fish, bird and paw prints or abstract images on a variety of backgrounds. The environmentally friendly washable dyes are ideal for strong, brilliant colour or can be diluted for soft and subtle transparent shades and hues. This range makes them ideal for both fashion and interiors and mixed media. Instruction is suitable for beginners, while experienced artists of any medium will have the opportunity to combine existing skills with a new range of expressive techniques.

Community Arts Events

Check out Haliburton-area arts events on pages 71 and 80.

Fibre Art – Batik, Rusting & Colour Manipulation

COURSE CODE ARTS 2491 SECTION 41
INSTRUCTOR Jan Anderson
DATE June 24 – 28, 2024
FEES \$451.41 + material fee payable to instructor: \$30

Please note: Participants are required to have a current tetanus vaccination.

Explore wax, rust, wax pastels, ink pencils, and intense ink blocks to create original designs on fabric. Learn to manipulate wax to create batik art pieces and appreciate the ease of rusting material and its transformations. Play with and enjoy the brilliance of colour and layering techniques to enhance new pieces or manipulate finished work. You will be required to bring a familiar and reliable sewing machine in good working order. Instruction is suited to all skill levels, but basic sewing machine operation abilities will be helpful.

Glass Fusing, Slumping & Surface Decoration

COURSE CODE ARTS 1496 SECTION 41
INSTRUCTOR Kirei Samuel
DATE June 24 – 28, 2024
FEES \$451.41 + material fee payable to instructor: \$150

Explore, experiment and discover the exciting possibilities of kiln-fired glass. Design, colour, kiln theory, fusing, slumping, and surface design techniques will be explored through a variety of projects including a panel, platter, tile and jewellery. Further enhance your work using pattern bars and etching for truly unique results. You will be required to supply or purchase (System 96) compatible glass for use in this class. Previous experience is not necessary to enjoy this course.

Jewellery Casting

COURSE CODE ARTS 119 SECTION 41
INSTRUCTOR Shannon Kennedy
DATE June 24 – 28, 2024
FEES \$451.41 + material fee payable to instructor: \$40

Using the ancient lost wax casting process to make jewellery opens the door to a fascinating world where an almost unlimited variety of three-dimensional forms and textures can be created. The tiniest details, textures and forms will be faithfully reproduced. Learn how virtually anyone with a shoebox of tools can do this at home! You will work on several pieces with emphasis placed on appropriate design for the methods, quality of workmanship and finishing techniques. You are welcome in this course whether you are working at a beginner or intermediate level of skill.

Music – Blues Guitar – Beginner & Intermediate

COURSE CODE ARTS 2512 SECTION 41
INSTRUCTOR Suzie Vinnick
DATE June 24 – 28, 2024
FEES \$451.41 + material fee payable to instructor: \$5

Learn the basics of blues guitar playing – blues scales, soulful strumming rhythms and grooves, incorporating space in a guitar solo, and telling a story with a guitar solo. Keep it groovy by incorporating guitar licks and turnarounds. Tips on accompanying others and jamming with the other students will also be included. The course will be blues oriented but will apply to other music styles such as singer/songwriter, rock, and country. Instruction is suitable for beginner and intermediate guitarists.



Painting Wild Birds

COURSE CODE ARTS 2666 SECTION 41
 INSTRUCTOR Tracey Lee Green
 DATE June 24 – 28, 2024
 FEES \$451.41 + material fee payable to instructor: \$30

Whether you are from the city or more rural areas, people love wild birds and bird watching. Learn to paint local wild birds with transparent acrylics on Yupo paper. Over the course, regardless of skill, complete three finished 8" x 10" wild bird paintings that can be framed to create a gallery wall. Focus on nurturing your own unique style and getting paint down. Prepare to put miles on your brushes.

Pastel Painting – Introductory

COURSE CODE ARTS 1100 SECTION 41
 INSTRUCTOR Margaret Ferraro
 DATE June 24 – 28, 2024
 FEES \$451.41

In this introductory pastel painting course, you will learn how to take an idea to completion. Learn to design from choosing your paper, ground colour, limited palette, expanded palette, right through to finishing your piece. There will be an introduction to pastel supplies and their many application techniques including the creation of a sample booklet of different mixing techniques. You will learn how to keep a clear palette, control values, and layer pigment to create the luminous and rich quality of pastels. Learn how to use different types of pastes in conjunction with each other including, layering, pressure, mixing colours, and blending areas. Throughout the week create landscapes, still life and florals in this fantastic medium.

Portraiture – Drawing & Painting

COURSE CODE ARTS 1834 SECTION 41
 INSTRUCTOR Marta Scythes
 DATE June 24 – 28, 2024
 FEES \$451.41

This course is suitable for all skill levels, but some previous painting experience is recommended.

Learn the underlying anatomical structures that make up the human face, head and neck before studying individual facial features in detail. Preliminary seeing exercises will be introduced to achieve likeness of character and capture the essence of an individual. Geometric analysis will be used to understand placement and proportion. Techniques and processes will be demonstrated and applied to accurately depict shapes and planes that form the head and face in various lighting scenarios. Composition, colour theory and simple perspective will be addressed as they apply to portraiture. Different models will be studied for comparative analysis. Instruction will include ongoing feedback, as requested. The course is designed to impart a fundamental knowledge of portraiture and to develop skills and confidence, enabling you to continue

Pottery Throwing Camp – Intermediate/Advanced

COURSE CODE ARTS 735 SECTION 42
 INSTRUCTOR René Petitjean
 DATE June 24 – 28, 2024
 FEES \$556.45 (includes 4 bags of clay)

This course is not suitable for beginners.

This is an opportunity to really focus on increasing your throwing skills. If you've 'hit the wall' in terms of being able to throw – more efficiently, bigger pieces, more consistently, looser pots, tighter pots – you will be encouraged and challenged to learn new throwing techniques, increase throwing skills, and practice, practice, practice. Throwing is a physical skill. It requires proper technique, good tools, and proper care of your body. Through a series of demonstrations, specific exercises, class discussions, inspirational videos, and lots of wheel time, you will elevate throwing skill, as well as develop a personal practice of pot-making. A pug-mill will be available to make reclaiming clay as easy as possible. While one bisque fire may be done to ease transport of trophy pots, it is not the intent of this course to cover glazing and firing. Also included is a smoke firing and a primitive firing in a downdraft barrel kiln. Please bring 2 dry, unfired, narrow-mouthed pots. A limber sense of humour and a willingness to cut pots in half will make the course much more enjoyable.

Zentangle – Paint, Paper & More

COURSE CODE ARTS 2595 SECTION 41
 INSTRUCTOR Yvonne Westover
 DATE June 24 – 28, 2024
 FEES \$451.41 + material fee payable to instructor: \$50

Zentangle: "an easy-to-learn, relaxing, and fun way to create beautiful images by drawing structured patterns" Rick Roberts and Maria Thomas.

You will become immersed in the Zentangle method and delve into a variety of Zentangle inspired art projects that will include watercolour, markers, printing and mixed media. Easy to follow instructions, playful exercises along with an encouraging "no mistakes" environment will have you creating tangled works of art with confidence! You will be able to continue using this method of drawing to enhance your journals, cards, canvases, quilts, pottery and more! No previous experience necessary.

ARTS ACROSS FLEMING JULY 2024

COBOURG

July 8 – 12

Painting – Acrylics Beginner

COURSE CODE ARTS 2740 SECTION 41
INSTRUCTOR Pamela Tate
DATES July 8 – 12, 2024
FEES \$451.41 + material fee payable to instructor: \$40

Suitable for those 15 years and up.

Develop your acrylic painting skills in this course for beginners. Learn about the colour wheel, basics of colour mixing with a limited palette and different ways to apply paint. You will have the opportunity to experiment with various tools, discover simple yet effective ways of utilizing paint while paying attention to how your body feels. Through instruction, playful experimentation and conversation, you will start to really see what is in front of you and find ways to enjoy the creative process.

NEW! Youth Art Camp – Creative Eye

COURSE CODE ARTS 2736
INSTRUCTOR Lee Higginson
DATE July 8-12
FEES \$301.20

Let's look at the world with a creative eye... because art is everywhere! Spend the week making art with unusual and unique materials, inside and outdoors. With a focus on eco-friendly art, upcycling materials and land art, this course will inspire young artists to find the art in everything. A variety of methods and mediums will be used to create personal art, as well as collaborative pieces made with input from all participants. Everyone is an artist, and this week will prove it. This week will allow young artists to explore, experiment and head back into the world with an eye tuned to the art around them... everyday!

July 15 – 19

Kids' Art Camp – Creative Explorers

COURSE CODE ARTS 2769 SECTION 41
INSTRUCTOR Kate Hessin
DATES July 15 – 19, 2024
FEES \$300.96 + material fee payable to instructor: \$25

Get creative with hands-on projects that focus on the process of making art. From making insect sculptures with paper-maché to playing with textures in experimental collages and drawing scenes inspired by Ontario's summer landscapes, this course is all about having fun with art and nature. No matter if you're already a little artist or just starting out – everyone is welcome! Express yourself, build confidence, and enjoy the beauty of nature. Experience a week of experimentation, exploration and fun!

Needle Felting Armature – Woolly Characters That Pose

COURSE CODE ARTS 2737 SECTION 41
INSTRUCTOR Claudine Crangle
DATES July 15 – 19, 2024
FEES \$451.41 + material fee payable to instructor: \$55

Suitable for absolute beginners and those with some felting experience.

Explore the creative potential of combining needle felted wool with the strength and flexibility of wire. Armature allows for the creation of movable creatures that can be repositioned for display, play, use in photography and simple stop motion. You'll begin by creating small, simple creatures to develop skills that will enable you to create a personalized character that can be as realistic or anthropomorphic as you please.

July 22 – 26

Jewellery – Chain Making: Beginner

COURSE CODE ARTS 46 SECTION 42
INSTRUCTOR Kerry Lynne Hicks
DATES July 22 – 26, 2024
FEES \$451.41 + material fee dependent on project

Chains – they can be delicate or heavy, traditional or modern, symmetrical or abstract. Learn to form wire and fabricate links which will be connected to create traditional and modern chain styles. Once you have mastered basic jewellery-making skills, you'll be encouraged to experiment with proportions, materials and linkages to create your unique designs.

Youth Art Camp – Illustration & Narrative

COURSE CODE ARTS 2773 SECTION 41
INSTRUCTOR Jay Dart
DATES July 22 – 26, 2024
FEES \$301.20 + material fee payable to instructor: \$40

Whether you're interested in illustration, picture books, comics, graphic novels, game design, animation, visual art or any other outlet for combining images and stories, let's bring your idea to life. Come with a story idea that you want to develop or just an open mind to wander after inspiration. Create character designs, environments and story arcs for a world of your own creation. Experiment with a variety of traditional drawing materials and expand your unique approach to image-making through a greater understanding of composition, line style, form, value, perspective, texture and colour. Instruction will include demonstrations of drawing techniques and media, activities to encourage inspiration, and examples of works by artists from a variety of disciplines as you work towards producing a series of illustrations for a narrative that expresses your voice. Individual feedback will be provided in a supportive environment.

July 29 – August 2

Figure Drawing for Beginners

COURSE CODE ARTS 2707 SECTION 41
INSTRUCTOR Pamela Tate
DATES July 29 – August 2, 2024
FEES \$451.41 + material fee payable to instructor: \$30

This is a course designed for the beginner who is curious about learning to draw the human body. Slowly and incrementally, you will begin with the simplest of concepts as you experiment with pencil, charcoal and conté, discovering how to add a sense of movement to figures. Through instruction, practice and conversation you will begin to draw the human form. There will be an emphasis on remaining open-minded and positive throughout the creative process.

Kids' Art Camp – Foundations of Art

COURSE CODE ARTS 2682 SECTION 41
INSTRUCTOR Kate Hessin
DATES July 29 – August 2, 2024
FEES \$300.96 + material fee payable to instructor: \$25

Art foundations is designed to introduce you to various artistic mediums and techniques. This course focuses on building a solid artistic foundation through engaging activities that nurture your curiosity and imagination. From learning the basics of drawing from life to experimenting with watercolour and acrylic paints, you will explore a wide range of artmaking activities. You will also learn to connect visual expression with storytelling, fostering both imagination and communication skills. This course is inclusive for all skill levels, aiming to build confidence and a positive attitude toward self-expression.



LINDSAY

July 8 – 12

Illustration & Narrative

COURSE CODE ARTS 2711 SECTION 42
INSTRUCTOR Jay Dart
DATES July 8 – 12, 2024
FEES \$451.41

Whether you're interested in illustration, picture books, comics, graphic novels, game design, animation, visual art or any other outlet for combining images and stories, let's bring your idea to life. Come with a story idea or just an open mind to wander after inspiration. Create characters, environments and story arcs for a world of your own creation. Experiment with traditional drawing materials and expand your approach to image-making through an understanding of composition, line style, form, value, perspective, texture and colour. Instruction will include demonstrations, activities to encourage inspiration and examples of works by artists from a variety of disciplines. Feedback will be provided in a supportive environment.

Youth Art Camp – Artful Explorations

COURSE CODE ARTS 1575 SECTION 41
INSTRUCTOR Kelly Albin
DATES July 8 – 12, 2024
FEES \$301.20 + material fee payable to instructor: \$40

Get ready to embark on a fantastic artistic journey that's all about fun, exploration and artistic expression. Let your imagination run wild as you tap into your creativity and try your hand at various art forms and explore a variety of tools and artmaking techniques in order to discover the magic and possibilities of visual art. Each day will provide a fun and new way for you to leave your mark as you learn about different elements of art while exploring new creative outlets. Get ready to have a blast discovering your artistic superpowers!



July 15 – 19

Fibre Art – Batik, Rusting & Colour Manipulation

COURSE CODE ARTS 2491 SECTION 42
INSTRUCTOR Jan Anderson
DATES July 15 – 19, 2024
FEES \$451.41 + material fee payable to instructor: \$30

Please note: Participants are required to have a current tetanus vaccination.

You will be required to bring a familiar and reliable sewing machine in good working order. Instruction is suited to all skill levels, but basic sewing machine operation abilities will be helpful.

Explore wax, rust, wax pastels, ink pencils, and intense ink blocks to create original designs on fabric. Learn to manipulate wax to create batik art pieces and appreciate the ease of rusting material and its transformations. Play with and enjoy the brilliance of colour and layering techniques to enhance new pieces or manipulate finished work.

Kids' Art Camp – Artistic Fusion

COURSE CODE ARTS 2768 SECTION 41
INSTRUCTOR Kelly Albin
DATES July 15 – 19, 2024
FEES \$300.96 + material fee payable to instructor: \$40

In this mixed media course, you'll dive into the world of colours, textures, and imagination, using a variety of exciting art materials like acrylics, oil pastels, paper and more. Create magnificent sculptural masterpieces that showcase your creativity and individual style. Join us for a hands-on adventure where you can unleash your artistic talents and learn a variety of skills and techniques in all sorts of media that will be combined in a final mixed media project.

July 22 – 26

Kids' Art Camp – Under the Sea

COURSE CODE ARTS 1424 SECTION 42
INSTRUCTOR Rebecca Reynolds
DATES July 22 – 26, 2024
FEES \$300.96 + material fee payable to instructor: \$40

Plunge into an underwater art adventure! In this week of watery wonderful fun, you'll be creating colourful creatures of the deep, like huge tropical fish or dangly jellyfish to hang from the ceiling! Hop onboard a yellow submarine to explore the mysteries found beneath the waves. We'll end the week by diving into a party on the bottom of the ocean floor!

Writing – Mindful Ink – Transforming Your Narrative

COURSE CODE ARTS 2767 SECTION 41
INSTRUCTOR Jennifer Sharp
DATES July 22 – 26, 2024
FEES \$451.41

Embark on a transformative journey of self-discovery. This creative writing course weaves self-awareness with reflective writing exercises, essential ingredients for creating writing that resonates with readers. Craft characters with meaningful backstories and dynamic arcs. Infuse your narratives with authenticity, depth and a profound connection to the human experience while unlocking the intricacies of character motivation and emotion. Explore the various forms of written expression, publication and creativity.



July 29 – August 2

Needle Felting – Painting with Wool

COURSE CODE ARTS 2775 SECTION 41
INSTRUCTOR Brenda Benedet
DATES July 29 – August 2, 2024
FEES \$451.41 + material fee payable to instructor: \$110

This course will introduce the student to the concepts, theory and practice of wool painting. Wool painting uses wool fibre batt and roving, specialty barbed needles, and background fabric perched onto a foam pad. The process of poking the wool fibre into the background locks the fibres creating stunning results. It is a creative process that includes colour theory, blending, fibre theory, image transfer and various realism techniques to achieve desired results for landscape, waterscape, flora or fauna. Essential practice and exercises will build student skills and confidence, eventually leading to students creating their own custom works of art within the week.

Youth Art Camp – Colour Kaleidoscope

COURSE CODE ARTS 2208 SECTION 42
INSTRUCTOR Rebecca Reynolds
DATES July 29 – August 2, 2024
FEES \$301.20 + material fee payable to instructor: \$40

In this play-filled, colourful course, you are encouraged to see the world from unexpected perspectives, use unconventional materials, and explore mark-making in fun, exciting ways. Learn about the work of artists who have pushed the boundaries of art. Add new tricks to your artist toolbox while creating in a supportive and fun learning environment.

PETERBOROUGH

July 8 – 12

Kids' Art Camp – Under the Sea

COURSE CODE ARTS 1424 SECTION 41
 INSTRUCTOR Rebecca Reynolds
 DATES July 8 – 12, 2024
 FEES \$300.96 + material fee payable to instructor: \$40

Plunge into an underwater art adventure! In this week of watery wonderful fun, you'll be creating colourful creatures of the deep, like huge tropical fish or dangly jellyfish to hang from the ceiling! Hop onboard a yellow submarine to explore the mysteries found beneath the waves. We'll end the week by diving into a party on the bottom of the ocean floor!



Painting – Art as Activism

COURSE CODE ARTS 2623 SECTION 42
 INSTRUCTOR Tia Cavanagh
 DATES July 8 – 12, 2024
 FEES \$451.41

Explore the impact of message and meaning in the contemporary art world. Understand and work towards methods, research and the creation of a major work. Initially you will be encouraged to locate yourself in your various social identities (gender, race, class, ethnicity, ability, geographical location, etc). Through installation, textiles, drawing, painting and other mixed media you will explore your positionality with opportunities for collaboration. The space will employ respectful dialogue with an anti-appropriative approach. This course will guide you towards creating a framework for a narrative that may disrupt, challenge norms and create awareness.

July 15 – 19

Youth Art Camp – Colour Kaleidoscope

COURSE CODE ARTS 2208 SECTION 41
 INSTRUCTOR Rebecca Reynolds
 DATES July 15 – 19, 2024
 FEES \$301.20 + material fee payable to instructor: \$40

In this play-filled, colourful course, you are encouraged to see the world from unexpected perspectives, use unconventional materials, and explore mark-making in fun, exciting ways. Learn about the work of artists who have pushed the boundaries of art. Add new tricks to your artist toolbox while creating in a supportive and fun learning environment.

July 22 – 26

Clothing Upcycling

COURSE CODE ARTS 2691 SECTION 41
 INSTRUCTOR Rita Diilio
 DATES July 22 – 26, 2024
 FEES \$451.41 + material fee payable to instructor: \$20

Sustainable fashion is a movement about reimagining new garments from old clothes. Reduce waste and fulfill a creative outlet as a fashion designer. This course builds on the principles of upcycling textiles, whether they are blankets, curtains, tablecloths, jeans and/or any clothing into something new. Use your imagination to create wearable, custom-designed attire using basic and some advanced sewing techniques. Produce works of wearable art. Refashion your favourite (too tight) jeans into something more comfortable. During this course, you will incorporate creative machine and hand sewing skills, expressive stitching, stamping, painting, mixed media using paints and embellishments and perhaps surface altering approaches. Combine different fabrics, colours and textures by assembling a variety of materials into exceptional and distinctive designs. Expect to construct three garments or objects from found items. Some sewing experience necessary.

Kids' Art Camp – Nature Inspirations

COURSE CODE ARTS 2362 SECTION 41
 INSTRUCTOR Star Daughter Woman
 DATES July 22 – 26, 2024
 FEES \$300.96 + material fee payable to instructor: \$55

Stimulate your creative mind by making colourful art with elements from nature, animals and the world around you. Each day you will create two projects from painting to weaving, paper maché and much more. Find materials in nature to create a scene, practice painting like a master and use your hands to create from your imagination.

July 29 – August 2

Painting – Acrylics Beginner

COURSE CODE ARTS 2740 SECTION 42
 INSTRUCTOR Star Daughter Woman
 DATES July 29 – August 2, 2024
 FEES \$451.41 + material fee payable to instructor: \$100

This course offers a complete introduction to painting with acrylics. Learn composition, colour theory and brushwork through a variety of subject matter. You will be introduced to new techniques through each project with plenty of time to paint each day. Learn about acrylics through a mixture of traditional methods along with abstract realism. Find your voice through painting.

Youth Art Camp – Artful Explorations

COURSE CODE ARTS 1575 SECTION 42
 INSTRUCTOR Kelly Albin
 DATES July 29 – August 2, 2024
 FEES \$301.20 + material fee payable to instructor: \$40

Get ready to embark on a fantastic artistic journey that's all about fun, exploration, and artistic expression. Let your imagination run wild as you tap into your creativity and try your hand at various art forms and explore a variety of tools and artmaking techniques in order to discover the magic and possibilities of visual art. Each day will provide a fun and new way for you to leave your mark as you learn about different elements of art while exploring new creative outlets. Get ready to have a blast discovering your artistic superpowers!

SUMMER 2024 HALIBURTON



JULY 1 - 5

Collage - New Directions

COURSE CODE ARTS 2631 SECTION 41

INSTRUCTOR Kal Honey

DATE July 1 - 5, 2024

FEES \$451.41 + material fee payable to instructor: \$15

Living in an image-saturated world you see more images in one day than a medieval person saw in their lifetime. As artists, we process our outer (and inner) worlds and explore and invent new possibilities with what we find. Collage is the perfect contemporary medium: you can mine this rich world of images, colours, textures, patterns, ideas, aesthetics - reconfiguring, re-combining, and remixing your way into your own creative expressions! Each day will begin with a short class exercise and include some inspiring masterwork examples by leading collage artists. There will be a daily focus that you are free to engage with a little or a lot. Plenty of group discussion and one-on-one feedback will support you as you explore your own collage ideas and explorations. It's the perfect blend of inspiration, structure, support and freedom!

Felting - Fundamentals & Techniques

COURSE CODE ARTS 2590 SECTION 41

INSTRUCTOR Denise Magloughlen

DATE July 1 - 5, 2024

FEES \$451.41 + material fee payable to instructor: \$45

Felting provides a range of imaginative options, whether wet felting, Nuno felting or needle felting. The addition of texture and colour will be explored as your creativity is encouraged. Instruction includes several samples of techniques that can be incorporated into your designs as you complete a scarf and a purse. All supplies required are included in the materials fee and additional materials will be available for purchase should you have time to complete more pieces. Beginner as well as more advanced skill levels are welcome.

Gel Plate Monoprints: Creative Printmaking Without a Press

COURSE CODE ARTS 2589 SECTION 41

INSTRUCTOR Kim-Lee Kho

DATE July 1 - 5, 2024

FEES \$451.41 + material fee payable to instructor: \$30

Squishy, transparent and flexible, gel plates are fun even before you start printing! They're easy-to-use yet capable tools for sophisticated artistic thinking. Instruction will cover the basics and move into a variety of creative approaches from shape and texture, to botanicals, to masking, mark-making, as well as layered approaches, incorporating design and colour theory. Throughout the course you will add to your personal artist book project which will serve as a memento of what you have tried and learned.

NEW! Jewellery - Sterling Silver Double Layered Pendant

COURSE CODE ARTS 2774 SECTION 41

INSTRUCTOR Cheyenne Twiner

DATE July 1 - 5, 2024

FEES \$451.41 + material fee payable to instructor: \$135

Create your own double layered sterling silver pendant. Learn texturing and hammering skills, how to use a patina to add colour and depth to your metals, and intricate saw piercing techniques. You will also learn basic soldering skills. Your finished product will be a double layered sterling silver necklace on a chain of your choice, textured, and saw pierced in a design of your choosing.



Kids' Art Camp – Wild About Clay

COURSE CODE ARTS 2668 SECTION 41
 INSTRUCTOR Stephanie Park
 DATE July 1 – 5, 2024
 FEES \$326.31 + material fee payable to instructor: \$10

Have fun making your own hand-built, one-of-a-kind masterpieces with clay. Explore a variety of hand building techniques such as pinching, coiling, and slab work as you create a variety of projects. With the wilds as inspiration, find natural objects to press into clay and create a sculpture of your favourite animal. It's all about the joy and discovery of creating!

Painting – Drawn to Watercolour

COURSE CODE ARTS 2389 SECTION 41
 INSTRUCTOR Gord Jones
 DATE July 1 – 5, 2024
 FEES \$451.41

Beginner to intermediate watercolourists will explore the transition from a photo to a finished interpretive watercolour. Use simple and effective preliminary value sketches, compositional techniques, and drawing basics to condense the photographic subject matter. There will be interactive lectures, demonstrations, lots of painting time with individual instruction, and very supportive critiques.

Painting – Encaustic Mixed Media & Collage

COURSE CODE ARTS 1488 SECTION 41
 INSTRUCTOR Susan Fisher
 DATE July 1 – 5, 2024
 FEES \$451.41 + material fee payable to instructor: \$130

Encaustic, an ancient beeswax-based technique, is currently embraced by contemporary mixed media artists. Learn how to integrate encaustic techniques into your mixed media work from textile to found sculpture, from ceramic to paper, or beyond.

Pottery Throwing Camp – Intermediate/Advanced

COURSE CODE ARTS 735 SECTION 43
 INSTRUCTOR René Petitjean
 DATE July 1 – 5, 2024
 FEES \$556.45 includes 3 bags of clay

This course is not suitable for beginners.

This is an opportunity to really focus on increasing your throwing skills. If you've 'hit the wall' in terms of being able to throw – more efficiently, bigger pieces, more consistently, looser pots, tighter pots – you will be encouraged and challenged to learn new throwing techniques, increase throwing skills, and practice, practice, practice. Throwing is a physical skill. It requires proper technique, good tools, and proper care of your body. Through a series of demonstrations, specific exercises, class discussions, inspirational videos, and lots of wheel time, you will elevate throwing skill, as well as develop a personal practice of pot-making. A pug-mill will be available to make reclaiming clay as easy as possible. While one bisque fire may be done to ease transport of trophy pots, it is not the intent of this course to cover glazing and firing. Also included is a smoke firing and a primitive firing in a downdraft barrel kiln. Please bring 2 dry, unfired, narrow-mouthed pots. A limber sense of humour and a willingness to cut pots in half will make the course much more enjoyable.

These courses will run simultaneously. Please clearly indicate which course you are choosing.

Stained Glass – Introductory

COURSE CODE ARTS 211 SECTION 41
 INSTRUCTOR Maureen Haines
 DATE July 1 – 5, 2024
 FEES \$451.41 + material fee payable to instructor: \$60

Stained glass is an exciting medium that uses light and colour to create delicate or dramatic, whimsical or practical results, regardless of your artistic abilities or experience. Basic history, design considerations, and techniques will be introduced as safe working practices and skills are developed. The material fee will cover the cost of the first two directed projects. Start with a sun catcher, using the foil method, and progress to the construction of a small panel, while discovering the considerations and limitations of the leaded method. Then, in a relaxed environment and with individual support, choose a larger, more complex project, working at your own pace and ability. Consider a larger panel, a small lamp, jewellery box, clock, or sculpture. Additional materials and supplies will be available for purchase.

Stained Glass – Intermediate

COURSE CODE ARTS 213 SECTION 41
 INSTRUCTOR Maureen Haines
 DATE July 1 – 5, 2024
 FEES \$451.41 + material fee payable to instructor: \$25

This course is not suitable for beginners.

This course will challenge you to progress beyond good basic skills. Create an original design, use glass efficiently and effectively, and perfect skills and techniques using your choice of either the appropriate foil or lead came method. Safe studio practices will be emphasized as you work at your own pace and ability with individual support in a relaxed environment. Structure, reinforcement, the process of repairing stained glass, and use of rondels, bevels and clusters will be covered.



See pages 57 to 70
 for information about our instructors



Following spinning tangents or ‘what will happen if I...’ allows me to creatively explore colour, texture, fibre and yarn structure to try new approaches and consider different ways of designing for a specific purpose.

BETH SHOWALTER

NEW! Spinning & Fibre Open Studio

COURSE CODE ARTS 2756 SECTION 41
INSTRUCTORS Beth Abbot, Beth Showalter
DATE July 1 – 5, 2024
FEES \$451.41

This open studio session will provide spinners with the time and space to explore and develop their individual spinning goals. This could mean planning and spinning a small project from start to finish or getting started on a larger spinning project. Spinners can also explore a spinning concept and create a variety of samples. Each person will be given ongoing, individual guidance, support and feedback throughout the week. Short group discussions will take place as the week progresses. Spinners will bring their ideas, fibres, fibre preparation tools, resources, patterns, etc to design, sample and produce their own unique yarns for their specific end uses. Please note that this is not a beginning spinning class.

NEW! Teen – Game Design & Development

COURSE CODE ARTS 2778 SECTION 41
INSTRUCTOR Hisham Ata
DATE July 1 – 5, 2024
FEES \$301.20

Dive into the exciting realm of game design and development, focused on mastering the Unity Game Engine. This comprehensive program will guide you through the intricacies of Unity, with a special emphasis on its application in creating 2D environments. You'll gain hands-on experience with RigidBody2D physics, delving into real-world math and physics concepts to bring your game to life. Additionally, the course covers Unity's robust animation system and introduces you to C# programming within the Unity framework. As a key part of the course, you'll engage in project-based learning, where you'll be encouraged to apply your new skills to develop your own game. To enhance the learning experience, the course will also include sessions on game design principles, user interface design, and an introduction to 3D game development, ensuring a well-rounded understanding of game creation with Unity.

Youth/Teen – Build Your Own Skateboard Deck

COURSE CODE ARTS 1914 SECTION 41
INSTRUCTOR Steven Der-Garabedian
DATE July 1 – 5, 2024
FEES \$301.20 + material fee payable to instructor: \$15.
The kit fee depends on board choice and will be collected at time of registration.

This course is open to youth and teens from 10 to 17 years of age. No previous woodworking experience is required.

Please refer to the material list for deck details, choices and costs. Wheels and trucks are not included.

Use the innovative techniques created by the Roarocket Skateboard Company in Maui, Hawaii to build your own skateboard deck. Learn how to build a professional quality longboard or street deck using seven layers of Canadian hard maple veneer, a one-sided foam mould and atmospheric pressure. Then, using basic woodworking tools like surfboards and sandpaper, you will prepare the deck for graphics. Your creativity will make your deck a one-of-a-kind design as you apply your own graphics using stencil and paint techniques.

These courses will run simultaneously. Please clearly indicate which course you are choosing.

Ukulele Orchestra – Beginners & Baritone

COURSE CODE ARTS 2445 SECTION 41
INSTRUCTOR Brenna MacCrimmon
DATE July 1 – 5, 2024
FEES \$451.41 + material fee payable to instructor: \$35

This course is not suitable for absolute beginner players. Minimum requirements: You'll need to know how to tune your instrument and play a dozen basic ukulele chords. Being able to read music is an asset but not essential.

This is a unique opportunity to develop your ukulele skills in an ensemble setting. Together with the companion “Intermediate/Advanced” course, explore a wide variety of music with arrangements that feature easy and more challenging parts to accommodate a wide range of playing experience. Whether you have had some previous experience playing in a ukulele ensemble, or you are entirely new to the concept, there will be a part for you. Spend part of each day in your class learning your parts and refining details, and part of each day working with the companion class as a full ensemble. The goal is to prepare and perform an end-of-week concert for the enjoyment of the summer school community. You will be using written scores or tablature as well as learning some songs by ear. You will be playing simple melodic lines, harmony parts and strumming or plucking some parts. Singing is encouraged but not required. You are required to bring a ukulele in good working order. Arrangements are for ukuleles in C tuning and baritone ukuleles in G.

Ukulele Orchestra – Intermediate/Advanced

COURSE CODE ARTS 2443 SECTION 41
INSTRUCTOR Eve Goldberg
DATE July 1 – 5, 2024
FEES \$451.41 + material fee payable to instructor: \$35

This course is not suitable for beginners. Minimum requirements: intermediate and advanced players should have completed Ukulele Intermediate (previously called Ukulele Ensemble I) or a similar class and be able to read and play from written scores in the keys of C and F.

This is a unique opportunity to develop your ukulele skills in an ensemble setting. Together with the companion “Beginners and Baritone” course, explore a wide variety of music with arrangements that feature easy and more challenging parts to accommodate a wide range of playing experience. Spend part of each day in your class learning parts and refining details, and part of each day working with the companion class as a full ensemble. You will be using written scores/tablatore as well as learning some songs by ear, playing melodic lines and harmony parts with some strumming, fingerpicking and singing. The goal is to prepare and perform an end-of-week concert for the enjoyment of the summer school community. You are required to bring a tenor, concert or soprano ukulele in good working order. Baritones may enrol in the companion “Beginners and Baritone” course. Arrangements are for ukuleles in C tuning. A ukulele strung with a low “G” string is required. Low “G” strings will be available for purchase for those who need them.

SATURDAY, JULY 6

Fibre Arts – Nuno Felting Workshop

COURSE CODE ARTS 1742 SECTION 41
INSTRUCTOR Denise Magloughlen
DATE July 6, 2024
FEES \$140.65 + material fee payable to instructor: \$30

Nuno Felting is the process of making a new type of fabric by combining a loose weave fabric with wool fibre. The easiest way to do this is to use a fabric that is light weight and loosely woven with a fine wool such as merino. In this workshop you will create a beautiful Nuno felted silk scarf. All materials will be supplied by the instructor, including a silk scarf and merino wool rovings.

Jewellery – Chain Bracelet Workshop

COURSE CODE ARTS 1677 SECTION 41
INSTRUCTOR Susan Watson Ellis
DATE July 6, 2024
FEES \$140.65 + material fee payable to instructor: \$60

Learn to form, saw and connect silver links to construct a multiple link bracelet such as the King's Chain, Parallel Chain, or Chain Mail. Sterling silver will be available for purchase from the instructor, or you may bring 10 to 12 feet of 1mm, 1/2 hard sterling silver wire and a sterling lobster clasp.

NEW! Music in the Air! Improv Singing Workshop

COURSE CODE ARTS 2734 SECTION 41
INSTRUCTOR Jane Lewis
DATE July 6, 2024
FEES \$140.65

Take a deep dive into improvisational singing and experience the thrill of creating spontaneous music. Explore different ways to create vocal music individually and as a group, based mainly on Vocal River exercises created by Rhiannon, as well as Circle Singing by Bobby McFerrin. You will work on inventing melody as well as adding harmony and syncopated parts. The day will involve musical creativity, deep listening, collaboration, blending voices, stretching your comfort zones, and supporting one another. The main requirement is being able to match pitch at least relatively well, and that you are comfortable sharing your voice in a group (since there will be times when your voice will be heard alone). If this is pushing your comfort zone, but you want to work on it, that's great too. Feel free to contact the instructor if you're not sure this is a fit for you.

NEW! Music Theory Workshop


COURSE CODE ARTS 2735 SECTION 41
INSTRUCTOR Maggie Thompson
DATE July 6, 2024
FEES \$140.65

This workshop is for anyone who would like to learn more about musical notation, rhythm and basic compositional rules. Beginner to advanced musicians welcome.



**Watercolour often paints itself.
The trick is to let it.**

GORD JONES



Painting – Encaustic & Photo Transfer Workshop

COURSE CODE ARTS 1780 SECTION 41
INSTRUCTOR Susan Fisher
DATE July 6, 2024
FEES \$140.65 + material fee payable to instructor: \$40

Explore techniques that will enable you to combine photographic images with encaustic painting. Gain proficiency with photo transferring, collaging photo images, and the basic techniques of encaustic painting. The creative options are virtually endless. Experience with encaustic or painting in general is not necessary to enjoy this workshop.

NEW! Photography – Playing with Polaroids Workshop

COURSE CODE ARTS 2747 SECTION 41
INSTRUCTOR Corin Ford Forrester
DATE July 6, 2024
FEES \$140.65 + material fee payable to instructor:
\$60-\$140 depending on the amount of
film needed

Do you love the vintage feel and memories associated with old polaroid photographs? Are you a creative person who likes to work with their hands? You don't need to be a photographer to pick up a point and shoot Polaroid camera and get instant results. In this workshop you'll learn to not only take Polaroid pictures but to manipulate them, cut them apart, layer, paint and collage them. You'll learn how to use water to lift the jelly-like photo emulsion off the plastic backing of the Polaroid and transfer it onto a variety of surfaces resulting in a moody and sometimes wrinkled image. Make a collage, tryptic or a hanging photo mobile as a final project.

Watercolour Painting Workshop

COURSE CODE ARTS 776 SECTION 42
INSTRUCTOR Gord Jones
DATE July 6, 2024
FEES \$140.65

Explore the magic of the watercolor medium in a relaxed and enjoyable atmosphere. Beginning with a morning demonstration, you will be led through a step-by-step process to create landscapes with a sense of place. You will work from reference photos (provided) to two finished watercolours using simple value sketches and compositional techniques to condense the photographic subject matter. Learn to interpret the beauty and influence of light, using values, colour and atmospheric perspective. Strong values and good design allow you to paint freely and let your personal interpretation of a subject come through.



JULY 8 – 12

Bladesmithing

COURSE CODE ARTS 2032 SECTION 41
 INSTRUCTOR Craig Henshaw
 DATE July 8 – 12, 2024
 FEES \$451.41 + material fee payable to instructor: \$100

This course involves the use of hot forges and metal. You must be prepared to work safely among others in a hot environment. Competency in the use of hand files, hammers, pliers and other grip tools, and basic power tools such as drills and angle grinders is required.

Create a hand-forged, hand-finished knife using simple tools. Instruction will cover forging, heat-treating and finishing, as well as assembling a handle using a variety of natural materials.

Ceramics – Pottery for Beginners

COURSE CODE ARTS 175 SECTION 42
 INSTRUCTOR Stephanie Park
 DATE July 8 – 13, 2024
 FEES \$569.89 includes 1 bag of clay

Instruction in this course will be delivered at the beginner level of wheel throwing and will include demonstrations on cylinders, bowls, plates, glaze techniques and the firing process. The development of your personal style and the encouragement of artistic license will prevail. One bisque and one glaze fire will be accomplished during the course. Should you be inspired and enthusiastic upon completion of this course, you would be capable of taking Pottery II.

NEW! Fibre Arts – Visible Mending & Embellishment on a Denim Garment

COURSE CODE ARTS 2706 SECTION 41
 INSTRUCTOR Kelsey Redman
 DATE July 8 – 12, 2024
 FEES \$451.41 + material fee payable to instructor: \$50

Make a custom denim piece of wearable art. Learn all about mending and embellishing denim garments by hand and machine. Bring your own pair of jeans, a jean jacket, jean skirt or button-down denim shirt and customize it in your own style. Learn how to make eye catching visible mends and forever be prepared for when rips and tears inevitably happen. Explore your artistic and fashion style by adding applique, studs, lace and sequins to make your garment uniquely yours. Learn hand embroidery as well as utilizing your sewing machine's pre-programmed stitches. Make machine-embroidered patches that can later be sewn on to your garment. You will have access to a plethora of supplies, whether your style is studs and leather, or lace and flowers, or maybe a bit of both!

These courses will run simultaneously. Please clearly indicate which course you are choosing.

Jewellery – Chain Making: Beginner

COURSE CODE ARTS 46 SECTION 41
 INSTRUCTOR Susan Watson Ellis
 DATE July 8 – 12, 2024
 FEES \$451.41

Chains – they can be delicate or heavy, traditional or modern, symmetrical or abstract. Learn to form wire and fabricate links which will be connected to create traditional and modern chain styles. Once you have mastered basic jewellery making skills, you'll be encouraged to experiment with proportions, materials and linkages to create your unique designs. The material fee will vary with individual projects.

Jewellery – Chain Making: Intermediate

COURSE CODE ARTS 1495 SECTION 41
 INSTRUCTOR Susan Watson Ellis
 DATE July 8 – 12, 2024
 FEES \$451.41

This course is not suitable for beginners.

Expand your chain making skills to include chain designs that require soldering, such as single link designs. You will also learn to manipulate soldered links to alter their shape from round to oval or curved as well as how to flatten and forge them using hammers and steel blocks. The material fee will vary with individual projects.

Jewellery – Chain Making: Advanced

COURSE CODE ARTS 1659 SECTION 41
 INSTRUCTOR Susan Watson Ellis
 DATE July 8 – 12, 2024
 FEES \$451.41

This course is not suitable for beginners.

Develop your chain making skills by exploring the techniques of fine chain fabrication. Link manipulation for this size of chain, element formation, and proportional considerations for your design will be addressed. The material fee will vary with individual projects.



NEW! Kids' Art Camp – Explorations in Painting

COURSE CODE ARTS 2718 SECTION 41
 INSTRUCTOR Sarah Jowett
 DATE July 8 – 12, 2024
 FEES \$300.96 + material fee payable to instructor: \$20

Explore painting with fluid watercolours and flexible acrylics on a variety of surfaces. Spark your creativity and develop your style. Be prepared to get messy while you investigate colour.

Landscapes: Real, Imagined & Altered

COURSE CODE ARTS 2285 SECTION 41
 INSTRUCTOR Kal Honey
 DATE July 8 – 12, 2024
 FEES \$451.41

This course is not suitable for beginners.

Well known or never before seen, real or imagined, fact or fiction – place has an endless capacity to speak to artists, inspiring attempts to capture and express what it is that's moving, intriguing, and haunting. Designed to move past simply capturing the scene, this course begins with individual artistic field research, honing your observational skills. Back in the studio, you will be challenged to interpret and transform and your findings in increasingly expressive and conceptual ways, expanding into guided but self-directed exploration of personal ideas. Instruction will provide some structure and support, combined with lots of creative latitude as you explore new artistic territory.

Millinery – Art of Hat Making

COURSE CODE ARTS 516 SECTION 41
 INSTRUCTOR Karyn Gingras
 DATE July 8 – 12, 2024
 FEES \$451.41 + material fee payable to instructor: \$75-\$100

Basic cutting and sewing skills are required to participate in this course.

This course is an introduction to the basic millinery technique of hand blocking. You will enjoy the rare opportunity to make use of vintage wooden hat blocks, or moulds. These vintage wood moulds provide a fascinating visual history of different hat styles of the 20th century. Learn hand blocking techniques for both felt and straw materials, as well as assembly and embellishment practices to create a unique, one-of-a-kind hat. Retro or contemporary, classic, or funky, it's up to you. Please bring a reliable sewing machine that is in good working order.



Hat making is the greatest handmade joyful process you never knew you needed.

KARYN GINGRAS



NEW! Music – Beginner Guitar

COURSE CODE ARTS 2709 SECTION 41
INSTRUCTOR Nick Russell
DATE July 8 – 12, 2024
FEES \$451.41

This week-long course is designed to get you playing right away, setting you up with the basic skills and knowledge to continue your guitar exploration for years to come. During the week you can expect to learn the fundamentals of acoustic guitar playing including posture, tuning, chord shapes, rhythm & strumming and chord progressions. You will explore playing the guitar both with a pick and with fingers by using a few well-known song examples. Learn overview methods of communicating music such as TAB and music notation. Topics such as effectively learning music, how to best play with other musicians, and get in on a 'jam' will be covered. The week will culminate in a lunch-time group performance opportunity in the Great Hall at HSAD. This course is suitable for those without any experience on the guitar as well as those just getting started.

NEW! Painting – Exploring Figure Work Expression

COURSE CODE ARTS 2742 SECTION 41
INSTRUCTOR Aly McDonald
DATE July 8 – 12, 2024
FEES \$451.41 + material fee payable to instructor: \$103

Through life-drawing sessions with charcoal, acrylic canvas painting and ink studies, experience and explore traditional and experimental techniques for portraying figure work. This course is crafted to demonstrate and build your skills while expressively navigating and merging colour, shape, line and emotion. Traditional and experimental learning includes life-drawing proportions, blending, expressive strokes and colour theory.

Singing Harmony by Ear

COURSE CODE ARTS 2638 SECTION 41
INSTRUCTOR Jane Lewis
DATE July 8 – 12, 2024
FEES \$451.41

Take a deep dive into harmony singing. Learn how to find and create harmonies on the fly when singing with others. Working through exercises and songs will provide a road map to help you find your harmonic way. You'll also work on learning full songs in three-part harmony. Instruction is designed for relative beginners – being able to sing the scale (do-re-mi-fa-sol-la-ti-do) is the only requirement. Working by ear, you do not need to know how to read music. Some theory will be introduced, but most importantly, you'll get lots of practice time in!

Weaving – Basics Level I

COURSE CODE ARTS 261 SECTION 41
INSTRUCTOR Laurie Allan-Ungeitis
DATE July 8 – 12, 2024
FEES \$451.41 + material fee payable to instructor: \$55

This course introduces the four-harness floor loom and basic setup and weaving skills. Suitable for the beginner weaver with no experience as well as those that want to learn the back to front dressing method, instruction will guide step-by-step through warping, dressing a loom, reading a draft, and using shuttles. There will also be an opportunity to play with colour, textures and treadling variations. The goal is to complete a set of mug rugs that display creative use of colour, fibre use, and weaving technique. Upon completion of the main project, using 4/8 cotton, experimenting with a variety of other supplied materials including a variety of yarns, cut fabrics, socks (clean used), ribbons, plastic bags, and other recyclables will be encouraged. Personal materials you have an interest in weaving with are welcome. A 4-harness loom and all necessary equipment to complete the class project will be provided. Those with previous experience are encouraged to bring completed projects to show the group.

Write that Story

COURSE CODE ARTS 2455 SECTION 41
INSTRUCTOR Ken Murray
DATE July 8 – 12, 2024
FEES \$451.41

You have a story you want to write and you need to get started OR you have been writing a story that you need to finish and revise to its very best. Blending lessons, workshops, writing exercises, studio time, and one-on-one consultation with the instructor, this course is designed to develop the skills of both the budding writer and the writer-in-progress. If you plan to begin a new work, arrive with pen and paper (and laptop, if available). If you wish to complete a work-in-progress, you will send the working draft to the instructor one week in advance of course start. This draft should be in the range of 5-15 pages, double-spaced, and can be either a complete piece or an excerpt from a larger work. Contact information is available on the material list or contact the school at askus@hsad.ca. In class, you will develop and explore. What does your reader see, hear, and know by your story? What resonates after the story is over? Learn how to listen to your work, and by this gain more authority over it.

Youth Camp – Archery & Fencing

COURSE CODE ARTS 1522 SECTION 41
INSTRUCTOR Brad Sherwood
DATE July 8 – 12, 2024
FEES \$301.20 + material fee payable to instructor: \$40

This course is open to youth from 10 to 13 years of age.

The ability to lift 25 lbs is required to be able to draw the bowstring. Fencing and archery are two distinct arts that develop mental focus, physical coordination, patience, discipline and technical skill. This course will introduce you to both activities in a safe and enjoyable way. In the morning you will learn basics of fencing – footwork, techniques and rules. In the afternoon, archery will involve proper shooting technique, bow knowledge and care. Through demonstrations, coaching, games and friendly competition, you will have the opportunity to develop an appreciation and ability in these disciplines.

SATURDAY, JULY 13

NEW! Basketry – Square Beginner Basket Workshop

COURSE CODE ARTS 2757 SECTION 41
 INSTRUCTOR Michelle Zikovitz
 DATE July 13, 2024
 FEES \$140.65 + material fee payable to instructor: \$20

Learn the basic art of basketry in this workshop for beginners. Create a multipurpose basket using rattan reed. You will learn various weaving techniques that will help you gain the knowledge needed to continue with this craft. Dyed reed can be used to accent your basket, or you can weave it all with natural reed. Once finished, use your 9x9" basket for napkins, bread or as part of your décor.

Beading – Floral Medallion Workshop

COURSE CODE ARTS 2648 SECTION 41
 INSTRUCTOR Naomi Smith
 DATE July 13, 2024
 FEES \$140.65 + material fee payable to instructor: \$65

In this workshop you will design and create a flower medallion using raised and flat beading techniques. How to use colour, shape and form will be explored in this one-day workshop. You will learn how to create a beautiful and eye-catching floral design. Basic leather working with indigenous tanned hide and commercially tanned deer hide will be covered along with how to source the best materials for making beaded medallions. Traditional teachings will also be part of the learning experience.

Drawing Basics Workshop

COURSE CODE ARTS 2280 SECTION 41
 INSTRUCTOR Marta Scythes
 DATE July 13, 2024
 FEES \$140.65

In this fun and supportive workshop you will learn the skills required to create realistic and pleasing drawings. You will become familiar with the properties and uses of a range of drawing media, tools and papers typically used in this discipline. You will learn strategies to increase your observation skills and methods for achieving accurate proportions. Line and shading techniques will be demonstrated and contrast of value explored with the intent of creating the illusion of form and distance in your work. Subject matter will include natural and inorganic structures. The objective is to build strong, foundational skills and instill confidence.

Earring Workshop

COURSE CODE ARTS 396 SECTION 41
 INSTRUCTOR Susan Watson Ellis
 DATE July 13, 2024
 FEES \$140.65 + material fee payable to instructor: \$60

From the dawn of time, ears have been a focal point for decoration, ranging from a simple stud to complex chandelier styles of earrings. This workshop will provide a brief history of design and enough practical skill to create your own works of art. Traditional earring styles and attachments such as hoops, shepherd's hooks, and lever backs will be explored. Create your own unique designs using your imagination and new found skills.

NEW! Faux Stained Glass Vases Workshop

COURSE CODE ARTS 2696 SECTION 41
 INSTRUCTOR Toni Caldarone
 DATE July 13, 2024
 FEES \$140.65 + material fee payable to instructor: \$10

Using tissue paper as your paint and a glass vase as your canvas, you will create your own faux stained-glass vase. A simple tea light placed inside your vase will reflect the colours' shadows onto its surroundings. As in collage, you will work on sketching your design on paper first, choosing and cutting your tissue paper colours and patterns, then apply the tissue onto your vase. Your design will begin to unfold onto the glass. All materials will be provided by the instructor with each student receiving one glass vase. You are encouraged to bring your own additional unique glass vase(s) and/or jar(s) to work on should you finish the glass vase provided by the instructor.

Fibre Arts – Denim Decorative Mending Workshop

COURSE CODE ARTS 2621 SECTION 41
 INSTRUCTOR Kelsey Redman
 DATE July 13, 2024
 FEES \$140.65 + material fee payable to instructor: \$50

Learn the basics of hand stitched decorative mending. In this workshop you will complete a mend on a provided piece of denim which can later be used as a patch. Multiple stitches and designs will be taught including how to choose appropriate needles and pins for various applications. All materials provided, including a mending kit, fabric bundle and embroidery floss. Bring home a decorative patch and a kit so you can continue to mend for years to come.





NEW! Ink Making for Drawing & Painting Workshop

COURSE CODE ARTS 2712 SECTION 41
 INSTRUCTOR Liz Menard
 DATE July 13, 2024
 FEES \$140.65 + material fee payable to instructor: \$20

Learn how to make a variety of inks for drawing and painting including: indigo blue, cochineal red and black walnut as well as ink using local invasive plant species. You will use traditional recipes, materials and techniques, learn about binders, preservatives and storage of inks. There will be a discussion about sourcing materials, sustainable harvesting, pitfalls, successes and the fun of making ink! Everyone will make ink for themselves and share with other participants. Beginners welcome.

NEW! Intro to Yupo & Acrylics Workshop

COURSE CODE ARTS 2713 SECTION 41
 INSTRUCTOR Tracey Lee Green
 DATE July 13, 2024
 FEES \$140.65 + material fee payable to instructor: \$15

Play and explore the unique painting support of Yupo Paper. Using water-based acrylics paints, pencils and a dollop of mixed media collage techniques, you will be guided through the different ways of making marks on this fun non-absorbent paper. This one-day exploration will fire up your creative juices and reward you with limitless possibilities that you can apply to your own form of expression.

NEW! Make a Quillie Necklace Workshop

COURSE CODE ARTS 2722 SECTION 41
 INSTRUCTOR Yvonne Iten-Scott
 DATE July 13, 2024
 FEES \$140.65 + material fee payable to instructor: \$20

In this workshop we will be cutting wool fabric into strips and quilling them to form round coils. The wool quillies will be strung along with beautiful beads and spacers to create a unique fibre art necklace that you can wear home. All materials will be provided.

Sculpture – Wire Workshop

COURSE CODE ARTS 416 SECTION 41
 INSTRUCTOR Charles O'Neil
 DATE July 13, 2024
 FEES \$140.65

This course requires the use of simple hand tools (wire cutters, pliers). Wire sculpture is an exciting and expressive art form. In this workshop you will receive step-by-step instruction to successfully create your project. With a variety of wires (steel, copper, galvanized) this creation is designed for indoor or garden use, and will be a great addition to any setting.



When I'm painting and I think "I probably shouldn't do that," I do it anyway! My creative growth has always come from the unknown!

TRACEY LEE GREEN



JULY 15 – 19

Blacksmithing

COURSE CODE ARTS 38 SECTION 44
 INSTRUCTOR Aimie Botelho
 DATE July 15 – 19, 2024
 FEES \$658.17 includes \$183.00 initial material fee

This course involves the use of hot forges and metal. You must be prepared to work independently with a high level of concentration, physical exertion and mechanical aptitude.

Learn the basics of blacksmithing in a hands-on studio situation. You will have an opportunity to learn the skills required to produce appealing and functional objects using traditional blacksmithing techniques. Instruction will provide an understanding of simple forging principles such as drawing out, punching, scrolling and more. Finishing techniques will also be stressed. Ample opportunities will be provided to practice what you've seen demonstrated. Please bring a project concept with you. Large or multiple projects will be subject to additional material fees.

Ceramics – Surface Treatments

COURSE CODE ARTS 2335 SECTION 41
 INSTRUCTOR Lesley McNally
 DATE July 15 – 20, 2024
 FEES \$569.89 + material fee payable to instructor: \$15

Embark on a diverse exploration of surface techniques with a primary focus on cultivating an exciting vocabulary of expressive clay surfaces. This course will cover the creation and incorporation of slip, coloured slips, underglazes, ceramic chalks, stains and oxides. Through playful experimentation using techniques such as brushwork, slip trailing, stencilling, scrafitto and mono printing, you will navigate a distinctive personal journey and generate a multitude of ideas to be translated into your own unique artistic language. New techniques will be applied to paper, small clay test tiles and one small slab vessel. All test pieces will undergo a bisque firing with selected pieces subsequently being completed by a cone 6 glaze firing.

Contemporary Rug Hooking

COURSE CODE ARTS 2632 SECTION 41
 INSTRUCTOR Yvonne Iten-Scott
 DATE July 15 – 19, 2024
 FEES \$451.41 + material fee payable to instructor: \$60

Rugmaking was a craft born out of necessity using recycled fabric. Many artists still use recycled materials but also use fibres such as wool fabric, yarn, silk, velvet and denim. In this course you will have the opportunity to experiment with different forms of rug making. You will learn the techniques of punch needle, rug hooking, rug tufting, braiding, pennies and proddy by making a small sample of each. Once you find the technique you enjoy the most you can work on a larger piece. The rugs you create in this class may be used on the floor but also hung on the wall as an art piece. We will touch on the history of this traditional craft but will explore the work of exciting contemporary artists around the world who are taking this art form to new levels.

Figurative Abstraction in Cold Wax & Oil

COURSE CODE ARTS 2598 SECTION 41
 INSTRUCTOR Stephanie Schirm
 DATE July 15 – 19, 2024
 FEES \$451.41 + material fee payable to instructor: \$30

Learn to apply cold wax and oil in visuals that include the human figure. Working from photos of full, partial and group figures, you will be guided through different approaches, based on the principles and elements of design. Instruction suits beginner, intermediate and advanced levels of skill.

Glassblowing

COURSE CODE ARTS 101 SECTION 42
 INSTRUCTOR Silvia Taylor
 DATE July 15 – 19, 2024
 FEES \$684.61

Discover the art of glassblowing using traditional techniques that date back 2000 years. Glass is first melted in a furnace at 2100 degrees Fahrenheit, at which time you learn how to gather the molten material on the end of a steel blowpipe to form it into vases, bowls, paperweights, goblets and sculpture. You will also have an opportunity to participate in discussions on equipment, safety, history and current trends in glass. Colour will be available for purchase in the campus bookstore.



Indigenous Beading – Telling Our Stories

COURSE CODE ARTS 2647 SECTION 41
INSTRUCTOR Naomi Smith
DATE July 15 – 19, 2024
FEES \$451.41 + material fee payable to instructor: \$95

Indigenous beadwork has a unique and rich history in the Great Lakes Region. During this course you will learn about the history of this art form along with the stories and traditions told from the Indigenous lens. The importance of colour, shape and design will be explored through a series of flat and raised beading projects and samples. You will create a flat beaded medalion, a raised beaded card case, and a larger project using a combination of bead embroidery styles and single or two needle beading techniques. Tubular peyote or gourd stitch will also be explored. Part of your learning experience will include how to source the best materials as it relates to different projects. This is the perfect course for anyone looking to expand their beading knowledge or for those who have an interest in Indigenous culture.

NEW! Kids' Art Camp – Arts Smart

COURSE CODE ARTS 2717 SECTION 41
INSTRUCTOR Toni Caldarone
DATE July 15 – 19, 2024
FEES \$300.96 + material fee payable to instructor: \$20

Take your imagination to new heights as you enjoy making 2D projects using art itself as your inspiration. Through a variety of interesting techniques, you will learn to be 'arts smart'. A variety of mediums will be introduced to create each piece, including acrylic and watercolour paints, collage materials, charcoal, markers, Japanese papers, tissue paper and much more. Working on stretched canvas, watercolour paper and more, each day will present interesting ways to create your daily art piece(s). Join the fun with your friends or come and make new friends.

Music – Guitar Improv

COURSE CODE ARTS 2644 SECTION 41
INSTRUCTOR Nick Russell
DATE July 15 – 19, 2024
FEES \$451.41

Deconstruct and then reconstruct everything you've ever learned about guitar! In this course you will focus on the elements of improvisation, play and musical intuition as they pertain to traditions in both acoustic and electric guitar. Musicianship topics such as rhythm, melody and scale-based improvisation concepts will be covered in the context of folk, traditional, country, blues and jazz. The course will also include activities and games to loosen up your hands and mind for the process of creating in the moment. Renew your confidence for the next jam session!

Painting – Composition & Colour

COURSE CODE ARTS 1326 SECTION 41
INSTRUCTOR Janine Marson
DATE July 15 – 19, 2024
FEES \$451.41 + material fee payable to instructor: \$40

Learn about the elements and principles of design and how to utilize them in constructing good compositions. Discover how to establish value patterning and determine the key of your paintings. Colour theory will be explored through exercises designed to strengthen your observation skills to identify subtle nuances of colour in hue, value, and chroma. Value and colour are inseparable when learning to mix colour accurately. Landscape or nature-based subject matter can span from semi-abstract to representational, to more realist in approach. You can work in the media of your choice – oils, acrylics in heavy body, fluid or high flow, watercolour or pastels. Constructive one-on-one guidance and critiques, group discussion, and demonstrations will establish a sound knowledge in the working methods of these mediums.





NEW! Stone Sculpture Open Studio

COURSE CODE ARTS 2759 SECTION 41
 INSTRUCTOR Elise Muller
 DATE July 15 – 19, 2024
 FEES \$451.41 + material fee payable to instructor:
 \$80–\$250 depending on the stone chosen

This stone carving course is designed for sculptors of all levels to work on individual stone sculptures in a variety of stone such as Steatite, Alabaster, Limestone and Marble. Group lectures and demonstrations will be given on safety measures, thinking in 3D, relief carving and lettering. There will be a focus on individual attention from the instructor but there will also be opportunities to share your own information and experiences with fellow classmates. All levels from Beginner to Advanced are welcome. Bring your own stone or purchase it in class. Some tools will also be available for purchase.

NEW! Teen Jewellery Studio

COURSE CODE ARTS 2762 SECTION 41
 INSTRUCTOR Shannon Kennedy
 DATE July 15 – 19, 2024
 FEES \$301.20 + material fee payable to instructor: \$75

Learn the foundations of jewellery fabrication methods including sawing, forming, filing and finishing. You will also be taught joining methods such as soldering and a popular type of cold connection, creating a rivet. Explore resin, polymer clay, coloration of surface and stamping. Design projects based on expressive intentions and personal meaning. Make, pendants, earrings and bangles using copper and brass provided as well as one sterling silver spinner ring.

Watercolour Basics & Beyond

COURSE CODE ARTS 1184 SECTION 41
 INSTRUCTOR Marta Scythes
 DATE July 15 – 19, 2024
 FEES \$451.41

Discover the beauty of the wonderful medium of watercolour. In a relaxed class setting, you will learn the basics and more advanced methods of watercolour painting through demonstration and practice. Several painting techniques and processes will be incorporated into step-by-step exercises. Basic drawing tips and the role of the pencil for producing successful paintings will be discussed. Attention to value and contrast will be emphasized to achieve perspective in a variety of subjects. Four colour schemes will be employed to create harmony in your work and avoid “mud”. You will be encouraged to focus on individual direction toward to end of the week. Instruction is suitable for all skill levels.

Weaving – Overshot

COURSE CODE ARTS 2047 SECTION 41
 INSTRUCTOR Ralph Johnston
 DATE July 15 – 19, 2024
 FEES \$451.41 + material fee payable to instructor: \$40

Please note: This course is not suitable for beginners. Weaving – Basic Level I is recommended; or the ability to set up a loom and weave with minimal direction.

Overshot not only creates amazingly diverse and elaborate patterns but is a very historical weave that characterized 19th-century Canadian bedspreads and is part of a long weaving history. It is useful, decorative, and practical and can be used for bed coverings, throw cushions, shawls, apparel, runners, and many other purposes. Overshot looks daunting – but is surprisingly simple at its core. Needing only a four harness loom and two shuttles, its long threading and treadling patterns can seem intimidating, but they are surprisingly easy to design and follow once a few basic concepts are understood. You will work from existing patterns to create either a runner or samples to weave a bedspread or other large project at home. Work through Overshot’s structure, possibilities, limitations, and history using hands-on samples and theoretical workings as well as your own time at the loom. For those who wish, a session on loom maintenance will be given to help understand how to maintain, repair, and keep your loom in optimum running condition.

Writing Memoirs

COURSE CODE ARTS 56 SECTION 41
 INSTRUCTOR Carol Teal
 DATE July 15 – 19, 2024
 FEES \$451.41

Telling stories from life and memories, this creative writing course will focus on memoirs. Each day there will be discussions on different aspects of writing including themes, how to structure memoirs and engage readers. There will be daily time for writing your stories from memory or as elicited by prompts. Share some of your fresh writing with the class and give and receive feedback on what is strong and working in your writing. Develop your craft using writing exercises and prompts that will target specific writing skills.

NEW! Youth Art Camp - Pop Harmony Youth Choir

COURSE CODE ARTS 2675 SECTION 41
 INSTRUCTOR Lizzy Clarke
 DATE July 15 – 19, 2024
 FEES \$301.20

In this innovative choir class, you will embark on a musical journey that combines the joy of singing with the thrill of choosing and performing your favourite contemporary pop tunes. Passion will meet performance as young voices come together to create a harmonious celebration of contemporary pop tunes. This will be a musical experience you’ll cherish for a lifetime! No previous choir experience is necessary. All that’s required is a love for singing and an eagerness to explore the world of modern pop music!

SATURDAY, JULY 20

NEW! Courting the Muse: Writing Flash Fiction/Nonfiction Workshop

COURSE CODE ARTS 2692 SECTION 41
INSTRUCTOR Carol Teal
DATE July 20, 2024
FEES \$140.65

Flash fiction and nonfiction writing is generally stories under 1,000 words. Dive into short form writing as you explore what makes a flash story work through readings, discussion of craft skills and writing to prompts. There will be an opportunity to read your fresh work to the class (optional), get feedback on what's strong and working and ideas for further development. Opportunities for publishing flash work will be shared. Explore the flash form in a supportive writing environment. This workshop is suitable for both experienced writers and those just beginning to explore the muse.

Drawing Basics Workshop

COURSE CODE ARTS 2280 SECTION 42
INSTRUCTOR Helen McCusker
DATE July 20, 2024
FEES \$140.65 + material fee payable to instructor: \$10

Suitable whether you are an absolute beginner or would like a refresher, instruction will provide the visual tools needed to get started on the road to good drawing practices. Through tried-and-true exercises for drawing proficiency, learn to master drawing techniques, explore a variety of media, and find new ways of seeing and thinking about drawing in an inclusive and intensive environment. Work with expressive line, blind drawing, tonal values and learn to use visual tools such as sighting for proportion and angle. Instruction will include demonstrations and examples of all techniques and exercises, as well as positive feedback in a supportive environment.

Glassblowing – Introductory Workshop

COURSE CODE ARTS 466 SECTION 41
INSTRUCTOR Silvia Taylor
DATE July 20, 2024
FEES \$269.98

Discover the excitement of hot glasswork and create fascinating paperweights using traditional tools and techniques dating back 2000 years. These methods are still used today by the world's leading vessel makers and glass sculptors. Glass is first melted in a furnace to 2100 degrees Fahrenheit upon which time you will then learn how to gather the molten material on the end of a steel blowpipe to form it into a one-of-a-kind paperweight. Safe practices will be continually emphasized throughout the workshop. This is an excellent introduction to the intrigue of hot glass work.

NEW! Mail Art Workshop

COURSE CODE ARTS 2721 SECTION 41
INSTRUCTOR Lori-Anne Crittenden
DATE July 20, 2024
FEES \$140.65 + material fee payable to instructor: \$40

Mail Art is art that is visible while passing through the postal system. It may be a postcard or the envelope containing a letter, card, bill payment or whatever is inside. Use all kinds of fun supplies from paints, pens, crayons, coloured pencils, rubber stamps, stencils, found and everyday objects, a little glue, paper and more! Sending mail through the postal system takes time and a little patience. Turn your ordinary mail to happy mail, bringing joy to the recipient.

Bursaries are available
See page 79 for more information



Metal Clay: Enamelled Pendant Workshop

COURSE CODE ARTS 1754 SECTION 41
 INSTRUCTOR Shannon Kennedy
 DATE July 20, 2024
 FEES \$140.65 + material fee payable to instructor: \$85

Even if you have never created jewelry before, you will be inspired by how easy it is to make an enamelled pendant with precious metal clay. Learn how to transfer and carve a design into a linoleum block and transfer that design to create your own PMC pendant. PMC is a revolutionary clay-like medium that allows you to work as you would soft clay, when fired it turns into pure silver. You will learn how to torch fire your precious metal clay pendant, watch as it turns to silver before your very eyes! You will add enamel accents to your work and torch fire it once again. At the end of the workshop, you will leave with your very own ready to wear pure silver enameled pendant! *There will be a size limitation on the pendant of one square inch in order to torch fire it successfully.

NEW! Mixed Media Embellishment Techniques Workshop

COURSE CODE ARTS 2726 SECTION 41
 INSTRUCTOR Joyce Pruyers-Emmink
 DATE July 20, 2024
 FEES \$140.65 + material fee payable to instructor: \$25

Push your creative boundaries while producing a one-of-a-kind mixed media art sampler piece in this one day workshop. Starting with a fabric foundation provided, explore embellishing techniques using a range of items such as glass, metal, wood, clay, threads, wool, beads, and found objects. Please bring a variety of coloured threads and a reliable sewing machine with a free motion foot. This class is suitable for youth and adults with basic sewing skills.



**We have a duty towards music,
namely, to invent it.**

IGOR STRAVINSKY

NEW! Music – Jazz Improv for Beginners Workshop

COURSE CODE ARTS 2732 SECTION 41
 INSTRUCTOR Maggie Thompson
 DATE July 20, 2024
 FEES \$140.65

Please note: Students must bring their own instruments.

This workshop is for instrumental musicians (violin, viola, cello, bass, guitar, keyboard, flute, clarinet, saxophone, trumpet, French horn, Baritone, Tuba, drums, mallets) who can play a Concert B Flat Major Scale. Come learn to create melodies in a not-threatening environment. Everyone will be successful at learning to improvise.

NEW! Small Wonders – Botanical Monoprints Workshop

COURSE CODE ARTS 2749 SECTION 41
 INSTRUCTOR Stephanie Rayner
 DATE July 20, 2024
 FEES \$140.65 + material fee payable to instructor: \$35

In this nontoxic watercolour monoprint class you will produce a series of small delicately beautiful botanical images that will be set like jewels. You will be introduced to three different ways of using the translucent pigments: a sparkling, spackling monoprint, a double plate print and the Chine Collé print process using your choices of colour and texture from a large array of Japanese papers. No previous experience with watercolours or printmaking is needed to take home a series of beautiful small wonders from this workshop.

Timber Framing – Introduction to Design Workshop

COURSE CODE ARTS 383 SECTION 41
 INSTRUCTOR Glenn Diezel
 DATE July 20 – 21, 2024
 FEES \$149.24

This workshop is a required prerequisite to the Timber Framing weeklong course and involves site visits, requiring attendance on Sunday. The group will meet at the college at 9am on Sunday morning and will travel to various Timber Frame structures until approximately 1pm.

This workshop will introduce you to the design, construction and finishing of a timber frame home. Topics to be discussed include timber frame design and terminology, timber selection, sizing and engineering, site considerations and floor plan layout, enclosing the frame, electrical, plumbing and finishing details. This will provide a good overview for anyone interested in building or buying a timber frame home.





JULY 22 – 26

Ceramics – Pottery II

COURSE CODE ARTS 179 SECTION 41
INSTRUCTOR Lisa Barry
DATE July 22 – 27, 2024 (6 days)
FEES \$569.89 includes 1 bag of clay

This course is not suitable for beginners. Pottery – Beginners or equivalent wheel work experience is required to participate. Instruction in this course is delivered at an intermediate level of skill.

Through the use of demonstrations, critiques and much time spent on the wheel, you will develop a better understanding of the form and function of clay. There will be demonstrations of throwing techniques including cylinders, bowls, plates, lidded pieces and vases. You will also experience glaze mixing, loading and firing kilns. There will be one bisque fire and one glaze fire accomplished during the course.



As a ceramic craftsperson, I'm dedicated to making work that speaks about utility but more importantly about nourishment.

LISA BARRY

Cottage Painted Floor Mats/Cloths

COURSE CODE ARTS 151 SECTION 41
INSTRUCTOR Margot Miller
DATE July 22 – 26, 2024
FEES \$451.41 + material fee payable to instructor: \$15

Paint a canvas floor cloth that becomes a decorative, hard-wearing, washable alternative to carpet. Floor cloths were the forerunners of decorated linoleum. Experiment with a beautiful palette of colour; from intense, brilliant primaries, to soft summer hues and various textures. Using a simple technique, design a stencil for animal footprints, tribal motifs, fish, birds, patterns and textures. Paint cascading flowers, or print real leaf prints, rag roses, dots and stripes. Floor cloths make wonderful placemats, pet mats, and boot trays, and can be used everywhere drips happen since they can be wiped clean. Personal attention and group demonstrations will assist you in designing and creating your project. In addition, you will be guided through the process to develop a confident, creative working approach applicable to any art media.

NEW! Kids' Art Camp – Master Artists

COURSE CODE ARTS 2719 SECTION 41
INSTRUCTOR Toni Caldarone
DATE July 22 – 26, 2024
FEES \$300.96 + material fee payable to instructor: \$20

Join the fun as you delve into a variety of art projects, materials and mediums making unique 2D works of art. You will explore printmaking, painting like the masters using acrylics, watercolour magic, to functional art. By week's end, you'll have amazing artwork worthy to show in your own personal art gallery. Make new friends or bring your own friends to have fun, create and enjoy!

Landscape Painting – Plein Air & Studio

COURSE CODE ARTS 2439 SECTION 41
INSTRUCTOR Sam Paonessa
DATE July 22 – 26, 2024
FEES \$451.41

This course is not suitable for beginner plein air painters.

Enjoy the best of both worlds – paint and sketch in the field and then develop colour studies and sketches in-studio. The first half of the course will consist of plein air painting, followed by the remainder of the time in-studio. Instruction will include demonstrations and is suited to oil and acrylic painters.

These courses will run simultaneously. Please clearly indicate which course you are choosing.

Glassblowing

COURSE CODE ARTS 101 SECTION 43
INSTRUCTORS Tom Cudmore, Alyssa Getz
DATE July 22 – 26, 2024
FEES \$684.61

Discover the art of glassblowing using traditional techniques that date back 2000 years. Glass is first melted in a furnace at 2100 degrees Fahrenheit, at which time you learn how to gather the molten material on the end of a steel blowpipe to form it into vases, bowls, paperweights, goblets and sculpture. You will also have an opportunity to participate in discussions on equipment, safety, history and current trends in glass. Colour will be available for purchase in the campus bookstore. During the summer, this course may run simultaneously with Glassblowing II. Please clearly indicate which level you are registering for.

Glassblowing II

COURSE CODE ARTS 103 SECTION 41
INSTRUCTORS Tom Cudmore, Alyssa Getz
DATE July 22 – 26, 2024
FEES \$684.61

This course is not suitable for beginners. Instruction will focus on advanced hot forming and decorating techniques.

Learn techniques for vessel making, including vases, bowls, goblets and stemware, as well as solid sculpture and hot bit work. There will be demonstrations of advanced colouring techniques and studio production methods. Personal project goals will be established with an emphasis on design. You will have an opportunity to participate in discussions about modern studio design and equipment construction, as well as glass as a contemporary art form. Colour will be available for purchase in the campus bookstore.

NEW! Mixed Media Sculptural Collage

COURSE CODE ARTS 2727 SECTION 41
INSTRUCTOR Sara Petroff
DATE July 22 – 26, 2024
FEES \$451.41 + material fee payable to instructor: \$85

Create mixed media multidimensional sculptural collages from personal artifacts and ephemera. Old handwritten letters, documents, photographs and keepsakes which trigger memory can hold emotional and historical significance. Reframe your obsolete personal items into a new light. In the process, you will develop and expand essential art making skills of thinking, compositional layout, critical looking, making, and talking about visual artworks. Concepts such as colour theory and the physiological effects of colour will be covered. You will also learn how to sculpt and form papers using both wet and dry adhesion, creating dimension and life. Create sculptural collages that reframes your past and inspires your future.

NEW! Music – Magic of Songwriting

COURSE CODE ARTS 2733 SECTION 41
INSTRUCTOR Carol Teal
DATE July 22 – 26, 2024
FEES \$451.41

Do you have something to say and want to express it in a song? Do you want to start writing your own songs in a supportive environment? – or – Are you an experienced songwriter interested in being challenged to try new song forms and methods? –or– Maybe you'd just benefit from a group that expects you to finish some of those unfinished songs! In this course there will be daily songwriting assignments, class sharing, individual song coaching and a culminating class performance. All level of experience is welcome. The ability to play an instrument is helpful but not necessary.

NEW! Open Studio – Jewellery

COURSE CODE ARTS 2780 SECTION 41
INSTRUCTOR Studio Technician
DATE July 22 – 26, 2024
FEES \$300.00

Please note: You must bring your own non-ferrous materials. A supply of silver and copper is available in the campus store.

This is an opportunity for graduates of our jewellery certificate program or individuals with jewellery studio experience to have access to the studio for independent open studio. With 32.5 hours of studio time, participants will have access to equipment and tools, as well as a studio technologist for questions and guidance. Participants are encouraged to explore individual subject matter and style in an unstructured format.

NEW! Painting with X-Acto Knives

COURSE CODE ARTS 2739 SECTION 41
INSTRUCTOR Sharon Kirsh
DATE July 22 – 26, 2024
FEES \$451.41 + material fee payable to instructor: \$20

Explore the simple acts of cutting, tearing and manipulating found and made materials to encourage new ways of seeing and creating. This fun but information packed course will be a great opportunity to explore colour relationships, shifts in value, manipulate shapes and vary surface texture, leading to expressive and unique artwork. Expect conversations on modern collage artists and hands on exercises exploring a variety of themes from abstract to landscape. There will be ample opportunities to develop your own work. This course will be a fun opportunity to refresh your artistic voice with a new way of creating.



Photography – Taking it to the Next Level

COURSE CODE ARTS 2670 SECTION 41
INSTRUCTOR Blake Chorley
DATE July 22 – 26, 2024
FEES \$451.41

Do you have a basic understanding of your camera's operation but know there is much more to photography than just the camera? Maybe you aren't seeing the results you were hoping for and want to take your photography to the next level. In this course you will explore the creative side of photography and see how lenses, lighting, and technique all play a role in different photographic styles. You will work on camera control and examine the principals of design to make both well composed and exposed images in a variety of styles including a few camera tricks. This course will touch on processing the images in a computer but is not a photoshop class. Look to grow your photography skills so that you'll have images you are proud to share. A DSLR or mirrorless camera is needed for this course.

Printmaking – Japanese Papers & Beautiful Botanicals

COURSE CODE ARTS 2036 SECTION 41
INSTRUCTOR Stephanie Rayner
DATE July 22 – 26, 2024
FEES \$451.41 + material fee payable to instructor: \$65

Discover a unique way to use the natural beauty of real plants to make fabulous watercolour prints. Using the vibrant qualities of translucent colour and unique processes of nontoxic watercolour printmaking on the lush richness of thick printmaking paper, in combination with Chine Collé, explore printing botanicals on assorted coloured and embedded Japanese papers. Abstraction, design and the beauty of nature combine to achieve bold interpretive colours or softly veiled contrasts, and the minute definition of details, to produce prints that will surprise and enchant. You need not have previous experience in either printmaking or watercolours to create many exquisite prints. This process builds confidence, yet is constantly opening up new and exciting vistas to explore. You will also learn how to create these prints at home without a press. This is a wonderful class for nature and garden lovers as well as printmakers and other artists.

Soft Pastels & Mixed Media

COURSE CODE ARTS 2540 SECTION 41
INSTRUCTOR Helen McCusker
DATE July 22 – 26, 2024
FEES \$451.41 + material fee payable to instructor: \$25

Versatile, resilient, and almost pure pigment, pastels reflect the light like a prism and can satisfy any creative drive. Whatever your preferred subject matter when drawing with pastels, learn to push your drawings to new heights using a variety of techniques, surfaces, and different kinds of soft pastels. Learn to create customized supports tailored to your expressive needs, to incorporate pastels into mixed media works, and how to layer them into impasto-like paintings. Instruction will provide a sound basis in drawing skills and colour knowledge, which can be applied to other mediums as well. Drawing sessions will be conducted both in-studio and outdoors, weather permitting.

NEW! Teen Blacksmith Studio

COURSE CODE ARTS 2760 SECTION 41
INSTRUCTOR Aimie Botelho
DATE July 22 – 26, 2024
FEES \$402.94 includes material fee

Learn how to use fire, an anvil and hammers to bend hot steel, as well as methods for bending steel cold. Create a large wall-hanging metal artwork of an image of your choice to put up in your room. You will be taking a line drawing and tracing it in steel. Learn how to use a MIG welder, and how to safely use many tools found in a metal shop. Students must be capable of working safely with fire and tools. No previous metalworking experience necessary.

Timber Framing

COURSE CODE ARTS 298 SECTION 41
INSTRUCTOR Glenn Diezel
DATE July 22 – 27, 2024
FEES \$490.12

Students must attend the Timber Framing – Introduction to Design Workshop (p. 41) prior to taking this course.

Learn the age-old craft of building with heavy timber using mortise and tenon wood joinery and oak pegs. This course will provide a comprehensive introduction to timber frame design. Instruction on wood selection, tool use and methods for enclosing the frame will be provided. Reference to books, slides, videos and optional participation in after-school tours will provide you with exposure to different timber frame structures and techniques. This is a hands-on course where you will lay out and cut the joinery for a complete frame, assemble it and end the week with a good old-fashioned 'barn raising'.

NEW! Youth Art Camp – Karaoke Jam: A Musical Adventure

COURSE CODE ARTS 2714 SECTION 41
INSTRUCTOR Lizzy Clarke
DATE July 22 – 26, 2024
FEES \$301.20

An interactive course designed for budding young performers who are ready to unleash their inner rockstars! In this exciting program, you will embark on a journey of musical discovery, teamwork, and self-expression through the magic of karaoke. A week of musical magic, laughter, and unforgettable performances. Unleash your inner superstar and let the music take you on a journey of fun and self-discovery! No prior musical experience is required.



SATURDAY, JULY 27

NEW! Botanical Contact Printmaking Workshop

COURSE CODE ARTS 2683 SECTION 41
 INSTRUCTOR Liz Menard
 DATE July 27, 2024
 FEES \$140.65 + material fee payable to instructor: \$20

Make marvellous botanical contact prints using plants and a variety of paper. Let your inner forager and artist work together to create beautiful works on paper. After collecting natural materials, you will make Japanese paper (Washi) and traditional Western paper bundles that will be placed in a pot of simmering water transferring colour from the plant material to the paper. Learn about different papers, plants and materials suitable for this technique. Where and how to source materials will be discussed. You are encouraged to bring their own foraged plant materials. A list of suitable plants will be emailed three weeks before the course. Material fees to be determined by the project.

Glassblowing – Introductory Workshop

COURSE CODE ARTS 466 SECTION 42
 INSTRUCTORS Tom Cudmore, Alyssa Getz
 DATE July 27, 2024
 FEES \$269.98

Discover the excitement of hot glasswork and create fascinating paperweights using traditional tools and techniques dating back 2000 years. These methods are still used today by the world's leading vessel makers and glass sculptors. Glass is first melted in a furnace to 2100 degrees Fahrenheit upon which time you will then learn how to gather the molten material on the end of a steel blowpipe to form it into a one-of-a-kind paperweight. Safe practices will be continually emphasized throughout the workshop. This is an excellent introduction to the intrigue of hot glass work.

Jewellery – Forged Bangle Workshop

COURSE CODE ARTS 781 SECTION 41
 INSTRUCTOR Todd Jeffrey Ellis
 DATE July 27, 2024
 FEES \$140.65 + material fee payable to instructor: \$25–\$60 depending on the project

Learn the process of moving metal to create a dimensional sterling silver bangle. Whether you're a beginner or an experienced metalsmith, your hammering skills will get a work-out in this intensive, informative workshop! Sterling silver will be available for purchase from the instructor as bangle dimensions will vary depending on the size and width of the finished piece.



(This course is about) taking the purity and traditional design found in colonial silversmithing and infusing it with innovative contemporary functionality.

TODD JEFFREY ELLIS

NEW! Music – Brass Workshop

COURSE CODE ARTS 2730 SECTION 41
 INSTRUCTOR Craig Thompson
 DATE July 27, 2024
 FEES \$140.65

This workshop is open to brass musicians of all levels (trumpet, horn, trombone, baritone, euphonium, tuba). You will focus on warm-ups, tone production, technique and instrument care. Sheet music will be provided for group work. Bring your questions!

NEW! Photography – Learn to Take Better Portraits Workshop

COURSE CODE ARTS 2744 SECTION 41
 INSTRUCTOR Blake Chorley
 DATE July 27, 2024
 FEES \$140.65

Embark on a transformative journey into the captivating world of portrait photography with an immersive one-day workshop. Unleash your creative potential and elevate your skills as you delve into the art of capturing the human spirit through the lens. This workshop will explore portraiture, looking at different lighting conditions, both natural and artificial. You will also be taught various poses, composition, and framing.

NEW! Quilting – Free Motion with Water-Soluble Stabilizers Workshop

COURSE CODE ARTS 2751 SECTION 41
 INSTRUCTOR Joyce Pruysers-Emmink
 DATE July 27, 2024
 FEES \$140.65 + material fee payable to instructor: \$35

Explore a range of uses for water soluble stabilizers, while learning basic free motion machine quilting techniques during this one-day workshop. Projects include 2D and 3D samples enhanced with glass, wood, threads, beads, wool, metal, etc. Please bring an 8" embroidery hoop, a reliable sewing machine, a free motion foot, and a variety of coloured threads. This class is suitable for teens and adults with basic sewing skills.

Sensations of Meditation – Sound Bath & Mala Making Workshop

COURSE CODE ARTS 2547 SECTION 41
 INSTRUCTOR Linda Lee Purvis
 DATE July 27, 2024
 FEES \$140.65 + material fee payable to instructor: \$65

Pursue the profound benefits of meditation through tactile and sound components. Learn the symbolism and anatomy of the mala, a strand of 108 beads that you progressively finger through while repeating a mantra, affirmation, or seed sound. Create your own customized mala from a selection of wood, crystal, glass, and ornamental beads and then put it into practice. You will also be introduced to the restorative benefits of sound to aid in meditation through a technique referred to as a sound bath. Quartz, crystal and Himalayan singing bowls, spirit drum, chimes, and several other unique sound tools will be played, surrounding you in an experiential soundscape while you rest. You will learn additional techniques that will inspire a sustainable meditation practice, resulting in deep relaxation and restoration for the body and mind.

JULY 29 – AUGUST 2

Abstraction – Floral Interpretations

COURSE CODE ARTS 2653 SECTION 41
INSTRUCTOR Sharon Kirsh
DATE July 29 – August 2, 2024
FEES \$451.41 + material fee payable to instructor: \$10

In this course you will work from still life and photographic references of floral and organic shapes to enhance your observations and interpretations of classic floral forms. Creating work that draws from fresh perspectives and ideas, you will participate in painting, drawing and collage exercises that focus on loosening up and building on your approach to shape, colour mixing and composition. The emphasis throughout the course will be on experimentation, play and fostering individual expression. Plan to have fun pushing the limits of what is seen and known of the floral world as you create lively personal work with a variety of surfaces and materials. Artists of all skill levels are welcome.

NEW! Ceramics – Raku

COURSE CODE ARTS 2689 SECTION 41
INSTRUCTOR Lisa Skog
DATE July 29 – August 3, 2024
FEES \$572.09 + material fee payable to instructor: \$20

This advanced-level professional development course is a challenging exploration of the technical aspects of various Raku effects. Topics will be systematically studied, and results evaluated so that successful outcomes can be obtained at will. There will be a thorough study of effective firing and post-firing reduction techniques. These techniques will form the basis of obtaining successful results with glaze, Naked Raku/Shadow Crackle, Obvara and horsehair firings. Participants will also explore resist techniques, image transfer, texture, the use of stains and oxides and post firing enhancements to refine their pieces. There will be daily firings and, time permitting, Raku kiln design will be addressed. Please bring 10 bisqued pieces using Raku clay.



Collage – Multiple Dimensions

COURSE CODE ARTS 2652 SECTION 41
INSTRUCTOR Rosemary Vander Breggen
DATE July 29 – August 2, 2024
FEES \$451.41 + material fee payable to instructor: \$50

Combining a diverse assortment of materials such as cloth, magazines, newspapers, paint, and found objects, you will create bold intermingling artistic compositions. Make new connections with unrelated images to create an intentional story or an unintended one. Every day there will be a new collage challenge. One combination will often spark ideas for your next artwork. In this course you will work both in 2D and 3D using a wide assortment of multimedia supplies.

Fibre Art Techniques

COURSE CODE ARTS 2210 SECTION 41
INSTRUCTOR Jan Anderson
DATE July 29 – August 2, 2024
FEES \$451.41 + material fee payable to instructor: \$50

This course is open to 12 to 18 years of age with prerequisite of Fibre Art – Quilting Basics (Youth Adult) ARTS2492.

Learn fibre art techniques such as painting, dyeing, stamping, free motion quilting, thread sketching, thread painting, and hand embellishments as you design, create, experiment and play in a supportive environment. Skills learned will be applied to the creation of a large wall hanging that depicts your passion and story. You will be required to bring a familiar and reliable sewing machine in good working order. It is imperative also to bring a free motion sewing foot and to be able to drop the feed dogs.



**To make things make sense I reinvent
them, lost broken and worthless
become reimagined inspiration
developed into a new voice.**

ROSEMARY VANDER BREGGEN



Jewellery – Hand Sawn

COURSE CODE ARTS 117 SECTION 41
 INSTRUCTOR Miranda Britton
 DATE July 29 – August 2, 2024
 FEES \$451.41 + material fee payable to instructor: \$95

Learn to create graphic pieces of jewellery from sterling silver and copper plate using a jeweller's saw. One of the most important tools in any jeweller's toolbox, a jeweller's saw (or piercing saw) is a small handheld coping saw that is used to cut intricate shapes in a sheet of metal. Students will learn how to make impactful jewellery designs, considering positive and negative space and will create several finished jewellery pieces including pendants and earrings. No previous metalsmithing experience necessary.

NEW! Kids' Art Camp – Exploration in Art

COURSE CODE ARTS 2772 SECTION 41
 INSTRUCTOR Sarah Jowett
 DATE July 29 – August 2, 2024
 FEES \$300.96 + material fee payable to instructor: \$20

Have fun exploring different styles and mediums as you create art throughout the week. You will work through a series of projects while you develop your skills including: painted necklaces/keychains, mono printmaking, mixed media creations and painting. Be prepared to get messy.

These courses will run simultaneously. Please clearly indicate which course you are choosing.

Music – Creative Choral

COURSE CODE ARTS 58 SECTION 41
 INSTRUCTOR Gillian Stecyk
 DATE July 29 – August 2, 2024
 FEES \$451.41 + material fee payable to instructor: \$25

Experience the benefits and pure joy of the raised collective voice in a supportive environment. Free your creativity and develop and strengthen your voice while learning about singing in a choir. Discover a wide range of musical genres and explore a variety of topics including healthy singing, vocal warm-ups, ear training, reading music, vocal blending, listening critically and navigating a choral score. Gain a wealth of repertoire and a renewed sense of energy, creativity and joy. There will be several opportunities to perform throughout the week. Previous choral experience not required. The only prerequisite for this course is a love of singing.

Music – Creative Choral II

COURSE CODE ARTS 440 SECTION 41
 INSTRUCTOR Emily McPherson
 DATE July 29 – August 2, 2024
 FEES \$451.41 + material fee payable to instructor: \$25

This course is not suitable for beginners.

For the experienced choral musician, this course will focus on singing in glorious harmony, modifying and perfecting arrangements, and creating ensemble. Repertoire preparation and success will involve hard work and approaching warm up techniques, strategies for negotiating difficult passages in the music, elements of choral music theory, singing technique, and endurance. The week will culminate in a major performance for the Thursday night entertainment.

COURSES FOR KIDS, YOUTH AND TEENS

All course names for our younger artists start with 'Kids,' 'Youth' or 'Teen,' depending on the age requirement.

See page 78 for more information.

Painting – Portraits

COURSE CODE ARTS 579 SECTION 41
 INSTRUCTOR Stephanie Schirm
 DATE July 29 – August 2, 2024
 FEES \$451.41

This course is not suitable for beginners. Painting experience is required to participate.

This exciting course will develop your ability to capture the likeness of any model in any opaque paint medium you comfortable working in (gouache, acrylic, water-soluble oils, and traditional oils without solvents). Starting with an understanding of composition, value studies and monochromatic paintings, you will advance to expressive paintings of the model in a full palette. Works by a variety of artists will be discussed.

Plein Air Sketching & Pastel

COURSE CODE ARTS 2634 SECTION 41
 INSTRUCTOR Martha Johnson
 DATE July 29 – August 2, 2024
 FEES \$451.41

Bring your outdoor sketching skills to rural cottage country. The town of Haliburton and nearby locations such as the Sculpture Forest, local waterfalls and charming historic buildings set in treed landscapes provide great inspiration for drawing. Capture quick gestures of people strolling through parks and nearby lakes as you enhance perspective to your skill set and pastel colour to your drawings. Emphasis will be placed on mark-making, creating atmosphere using simple materials and developing depth with value studies. Delight in working on a coloured drawing. Time will be provided to work on larger pieces. Pack simply and have a sketchbook travelogue by the end of the week. All levels of experience welcome. Some light walking/hiking and ability to carry supplies required.

Quilting – Altered Panels

COURSE CODE ARTS 2330 SECTION 41
 INSTRUCTOR Albert Cote
 DATE July 29 – August 2, 2024
 FEES \$451.41

Create a beautiful one-of-a-kind art piece using two (or three) identical panels of your choice. One panel will be saved as is. The other panel(s) will be cut into strips and sewn together, along with at least three coordinating fabrics of your choice (jelly roll race style). Once you have a size that you are happy with, you will continue the process, but this time with a twist. Cut this piece in the opposite direction and sew once more in the jelly roll race style. Then diagonal cutting and the strips are sewn on the miter (jelly roll race style). To finish, you will add this piece to the "saved" panel and square it all up. Decide on the placement of your pieces and add solid blocks, half square triangles, four patch, nine patch, appliqué shapes...whatever you want. The result is a beautiful art quilt.

NEW! Sculpture – Lost Wax Casting

COURSE CODE ARTS 2754 SECTION 41
INSTRUCTOR Jonathan Hagarty
DATE July 29 – August 2, 2024
FEES \$451.41 + material fee payable to instructor: \$150

Learn the basics of mould-making for lost wax casting. You will create a sculpture using sculpture clay for the process of one and two-part mould-making. Make wax copies of your original and then cast them in plaster. Sculptures will be filled with molten metals. Techniques will be taught to ensure details of your sculpture is revealed. Create multiples of one creation. Expect to learn sculptural techniques, advantages and disadvantages of two-part silicone moulds and how combining different metals and additives will obtain diverse results. Explore tools for cleaning and finishing and how to fix any defects from the mould-making process.

NEW! Teen Glassblowing

COURSE CODE ARTS 2761 SECTION 41
INSTRUCTOR Jonathan Sharp
DATE July 29 – August 2, 2024
FEES \$585.83

This course will introduce you to the hot shop in a safe manner while developing self-confidence, leadership, communication, teamwork skills and the basics of glassblowing. You will learn how to safely work around furnaces and reheating holes with molten glass at 2100F. Explore the possibilities of glass while you make your own sculpted and blown- glass pieces. This course will focus strictly on skills for the hot shop.

NEW! Woodworking: Build a Haliburton Chair

COURSE CODE ARTS 2765 SECTION 41
INSTRUCTOR Steven Der-Garabedian
DATE July 29 – August 2, 2024
FEES \$451.41 + material fee payable to instructor: \$125

Learn new woodworking skills or use old ones by building a Haliburton outdoor chair, like a Muskoka chair but better. You'll learn to use power tools, some hand tools and acquire some new techniques as you create a piece that is comfortable and will look great on your porch or in your garden.

Youth/Teen – Metal Jewellery Arts

COURSE CODE ARTS 395 SECTION 41
INSTRUCTOR Susan Watson Ellis
DATE July 29 – August 2, 2024
FEES \$301.20 + material fee payable to instructor: \$50

This course is open to youth and teens from 10 to 17 years of age.

You will be surprised at how easy it is to create things as intricate looking as the King's or Twist Chain. Learn these techniques and other skills to create current jewellery styles. After mastering the basics, cut, saw, form and decorate various metals into unique creations. As skills increase, you will start to develop designs for bracelets, cuffs, pendants, earrings, rings, key rings or chains. Decorate and personalize with beads, and tumbled stones.



Teaching at HSAD has enabled me to share my love of fine craft with students of all ages and to witness the beneficial effects making has on them.

SUSAN WATSON ELLIS



SATURDAY, AUGUST 3

NEW! Fibre Arts – Fat Quarter Abstract Workshop

COURSE CODE ARTS 2698 SECTION 41
INSTRUCTOR Albert Cote
DATE August 3, 2024
FEES \$140.65 + material fee payable to instructor: \$20

Produce a fat quarter size art piece. Learn to use several different techniques including layering fabric scraps, ribbons, paper and wool. These will be placed on top of backing and batting. Tuille or netting will be positioned, and free motion quilting will be added to highlight dimension. Embellish with beads and some hand sewing before your piece is squared up and faced as an art piece.

NEW! Fibre Arts – Pajama Pant Workshop

COURSE CODE ARTS 2701 SECTION 41
INSTRUCTOR Rita Diilio
DATE August 3, 2024
FEES \$140.65 + material fee payable to instructor: \$10

Learn the basics of measuring, pattern reading and fitting as you make a pair of comfy pajama pants. Skills learned can transfer to a variety of projects and patterns. You are required to bring a sewing machine in good working order.

Jewellery – Sterling Silver Fold Formed Earrings Workshop

COURSE CODE ARTS 1519 SECTION 41
INSTRUCTOR Todd Jeffrey Ellis
DATE August 3, 2024
FEES \$140.65 + material fee payable to instructor: \$45

No experience is needed to create an original pair of silver earrings. Explore the Canadian technique 'fold form method' of working with sheet metal in this hands-on workshop. Through the use of different folds, you will create three-dimensional shapes of various designs to produce a unique pair of contemporary style earrings.

AUGUST 5 – 9 AND AUGUST 12 – 16

CONCENTRATED STUDY

PAINTING – ADVANCED INDIVIDUAL STUDIES

We are pleased to offer this opportunity for personal and professional growth as you immerse yourself in a deeper investigation of painting. With an emphasis on conceptual as opposed to technical investigations, learning will consist of facilitated discoveries resulting from interactions between all artists – students and instructors alike. Experience dialogue on a professional-to-professional level with your instructor and understand that differences of opinion are not only accepted but viewed as learning tools. These shared interests and exchanges will contribute significantly to your development as an artist. To maintain academic rigour and provide an effective learning environment, admission is subject to assessment of suitability.

Please submit the following information by June 3, 2024:

- Colour images of work (min 6)
- Artist statement and biography
- CV including complete exhibition record
- Details of relevant visual arts training and/or experience and related aesthetic experience if applicable
- Your personal and professional goals as well as your reasons for wanting to attend

Previous students of these courses are approved for participation and will not be required to engage in the detailed application and approval process again.

Email to erin.lynnch@flamingcollege.ca

IMPORTANT: Please confirm submission by telephone message at 1-866-353-6464 ext. 6730

Register for this course as soon as possible. Registrations are accepted prior to determination of acceptance. Full refunds will be issued if an application is deemed unsuitable. Admission is subject to assessment as detailed in all courses, individual attention and group dialogue will address your body of work, personal questions and challenges.

The feasibility of this course will be determined two weeks in advance of the course start.

Painting – Advanced Individual Studies

COURSE CODE ARTS 914

INSTRUCTOR Elizabeth Greisman

DATE August 5 – 9, 2024

SECTION 41

August 12 – 16, 2024

SECTION 42

FEES \$451.41 per week

These courses are not suitable for beginners. Participants should be engaged in professional activities such as exhibiting, teaching, lecturing and/or adjudicating. Detailed assessment guidelines are available upon request. Participation requires the completion of a post-secondary arts program or the equivalent experience. Admission is subject to assessment.

With an emphasis on conceptual as opposed to technical investigations, this course will provide an opportunity to expand your visual language, painting skills, and visual arts literacy. Instruction will encourage you to confront your creative processes such as imagery, content, ideas, and manner of execution as you explore the painting medium of your choice. Individual attention and group dialogue will address your body of work, personal questions and challenges



Bursaries are available
See page 79 for more information



AUGUST 5 – 9

Acrylics – Design & Colour Abstracts

COURSE CODE ARTS 2651 SECTION 41
 INSTRUCTOR Rosemary Vander Breggen
 DATE August 5 – 9, 2024
 FEES \$451.41 + material fee payable to instructor: \$40

With a focus on experimentation, you will explore a different historical art genre each day such as: Cubism, Impressionism, Realism or Abstract Expressionism. Generate new ideas using colour and the elements of design. Look forward to creating new work daily. Challenge yourself in new and exciting ways as you experiment across a broad range of styles. This course is suitable for beginners or advanced painters willing to take risks as they grow artistically. Whether you are new to acrylics or experienced in this medium allow yourself this opportunity to journey in uncharted directions.

Animals in Art

COURSE CODE ARTS 996 SECTION 41
 INSTRUCTOR Deidre Wicks
 DATE August 5 – 9, 2024
 FEES \$451.41

Humans have a deep connection to the animal world. Recreating them in art has been popular since humans first started to draw. This course will explore some of the endless ways that animals can be rendered on paper and canvas using a variety of methods and materials. The focus will be on watercolour and acrylic techniques but experimentation with other mediums such as coloured pencil, ink or graphite is welcome. Through instructor demonstration and individual attention and advice, you will playfully enhance existing skills or introduce new styles and techniques.

NEW! Ceramics – No Roundies: Altered Wheel Forms

COURSE CODE ARTS 2688 SECTION 41
 INSTRUCTOR Cathleen Nicholson
 DATE August 5 – 10, 2024 (6 days)
 FEES \$569.89

Using the wheel as the basis for your work, you will look at strategies to lean into asymmetry and more personal compositions. Experimentation is encouraged and individual development is nurtured. Smaller objects will be glazed fired but larger ones may be bisque fired only. Some throwing experience will be helpful, but this course is open to all levels.

NEW! Fibre Arts – Felted Art Creations

COURSE CODE ARTS 2699 SECTION 41
 INSTRUCTOR Denise Magloughlen
 DATE August 5 – 9, 2024
 FEES \$451.41 + material fee payable to instructor: \$40

Create journal covers, wall hangings, cushion covers and bags. Wet felt a base fabric of your choice with several colours of rovings to choose from. Several techniques for embellishment will be covered including: hand embroidery, crocheting with wire and thread, beading, use of Tyvek and Lutradur, creating fabric from silk rovings and Sashiko stitching.

Glassblowing

COURSE CODE ARTS 101 SECTION 44
 INSTRUCTOR Sheila Mahut
 DATE August 5 – 9, 2024
 FEES \$684.61

Discover the art of glassblowing using traditional techniques that date back 2000 years. Glass is first melted in a furnace at 2100 degrees Fahrenheit, at which time you learn how to gather the molten material on the end of a steel blowpipe to form it into vases, bowls, paperweights, goblets and sculpture. You will also have an opportunity to participate in discussions on equipment, safety, history and current trends in glass. Colour will be available for purchase in the campus bookstore.

Kids' Art Camp – Wild About Clay

COURSE CODE ARTS 2668 SECTION 42
 INSTRUCTOR Lara Elliott
 DATE August 5 – 9, 2024
 FEES \$326.31 + material fee payable to instructor: \$10

Have fun making your own hand-built, one-of-a-kind masterpieces with clay. Explore a variety of hand building techniques such as pinching, coiling, and slab work as you create a variety of projects. With the wilds as inspiration, find natural objects to press into clay and create a sculpture of your favourite animal. It's all about the joy and discovery of creating!

Puppet Design & Construction

COURSE CODE ARTS 2515 SECTION 41
 INSTRUCTOR Clelia Scala
 DATE August 5 – 9, 2024
 FEES \$451.41 + material fee payable to instructor: \$50

An aspect of theatre, puppetry is an ancient art form used in the earliest times to animate and communicate ideas. Stories that are fantastical, surreal, biographical and historical can sometimes be better told through puppets. And not just children's stories. Over the week, you will build a variety of puppets and devise puppetry pieces that will be shared in a group performance on the final afternoon. Skills developed in this course include design, story creation, sculpting, mold making, casting, carving, painting, sewing and puppetry performance. No previous puppetry experience is required.

NEW! Sculpture – Ways of Making

COURSE CODE ARTS 2753 SECTION 41
 INSTRUCTOR Emily Chudnovsky
 DATE August 5 – 9, 2024
 FEES \$451.41 + material fee payable to instructor: \$30

Build a mindful artistic practice in the wake of the climate crisis. It can feel challenging to create art during environmental upheaval. This course will address ways to approach making art that will feel regenerative and integrated with the environment. Working thoughtfully with what is around you, learn how to use objects that are considered to be at the end of their usefulness. Find poetry through making sculptural forms from items in your immediate space. Rather than drawing on raw materials to begin a new artwork, sharpen your eyes to what might be overlooked.

Writing for Your Life

COURSE CODE ARTS 2645 SECTION 41
 INSTRUCTOR Daniel Scott Tysdal
 DATE August 5 – 9, 2024
 FEES \$451.41

We all have important stories to tell and unique experiences to share. And these stories and experiences can take on different shapes, and inspire new discoveries, depending how we choose to share them. This course will support writers in their journey by introducing the fundamentals and multi-faceted possibilities of fiction, creative nonfiction, screenwriting, and poetry. Writers will gain hands-on experience and create original work through writing prompts, readings, screenings, and discussions. This course is suitable for all, whether you are just beginning your writing journey or are an experienced writer looking for a jumpstart and refresher.

Youth/Teen – The Natural Way to Draw & Paint

COURSE CODE ARTS 2592 SECTION 41
 INSTRUCTOR Janine Marson
 DATE August 5 – 9, 2024
 FEES \$301.20 + material fee payable to instructor: \$40

This course is for youth and teens from 10 to 17 years of age.

Discover drawing and painting through this sensory and nature-based course. Explore many ways of drawing using touch and experiencing the living force that abounds in nature. Develop a awareness of the natural world through exercises that help discover the magic of really seeing. Learn how to draw from within as you respond to nature, exploring gesture, movement, weight and your perception of space.

These courses will run simultaneously. Please clearly indicate which course you are choosing.

Music – Harp Level I

COURSE CODE ARTS 1844 SECTION 41
 INSTRUCTOR Maureen McKay
 DATE August 5 – 9, 2024
 FEES \$451.41 + material fee payable to instructor: \$5

No previous musical experience is required.

Enjoy a comprehensive introduction to this beautiful instrument as you learn the fundamental techniques for playing the harp in a relaxed, supportive and inspiring environment. In addition to individual and group instruction, you will gain an appreciation of the rich history of harp playing. Discussion will address different types of harps and what to look for if interested in buying or renting a harp, as well as basic tuning and maintenance of the instrument. Instruction will include opportunities to begin to experience ensemble playing, an introduction to arranging music for the harp, the fun of improvisation and composition and guidance with accompanying other instruments. If you own a harp you are encouraged to bring it. Harps will be properly and securely stored.

Music – Harp Level II

COURSE CODE ARTS 1845 SECTION 41
 INSTRUCTOR Maureen McKay
 DATE August 5 – 9, 2024
 FEES \$451.41 + material fee payable to instructor: \$5

This course is suitable for those with previous experience playing the harp.

Enhance current skills and further your understanding of and proficiency in harp technique. Instruction will support individual learning goals. Learn several Celtic tunes in a relaxed and inspiring environment. In addition to individual and group instruction, the course will increase your appreciation for the rich history of harp playing and will provide practical tips on maintenance of the harp. Instruction will include ensemble playing, arranging music for the harp, the fun of improvisation and composition at the harp, and guidance with accompanying other instruments. The opportunity to share learning with fellow harpists will be one of the great pleasures of this course. Your harp will be properly and securely stored.

AUGUST 12 – 16

Ceramics – Coiling & Terra Sigillata

COURSE CODE ARTS 2536 SECTION 41
INSTRUCTOR Paula Murray
DATE August 12 – 17, 2024 (6 days)
FEES \$569.89

Coiling is an ancient technique embraced by contemporary potters for creating works of immense power. There is a freedom in building with coils that can be as inventive or formal, spontaneous or disciplined as the maker chooses. Conducive to working large, the clay as well as your limits will be challenged to stretch, with several projects progressing simultaneously. Learn to make terra sigillata and explore integrating form with this sensuous surface treatment. Additional clay will be available for purchase at a cost of \$25 from the school, which includes glazing and firing. Instruction is suitable for all levels of experience.

Fibre Art – Quilting Basics (Youth Adult)

COURSE CODE ARTS 2492 SECTION 41
INSTRUCTOR Jan Anderson
DATE August 12 – 16, 2024
FEES \$451.41 + material fee payable to instructor: \$15

This course is open to youth from 12 years of age, as well as adults. It provides the opportunity for youth to take this course with an adult family member or friend. Both will be treated as students.

Explore various methods used to create fibre art pieces such as quilts, wall hangings, rugs, placemats and pillows. A small quilt and placemat will be constructed and completed during the week. Learn a variety of techniques including rotary cutting, piecing, precise sewing, the use of a design wall, manipulating value and colour, machine quilting, free motion sewing and finishing techniques. Creative freedom as well as assistance in designing projects will be available prior and during class time. Please bring a familiar sewing machine in good working order. Instruction is suitable for all skill levels and beginners are welcome.



NEW! Fibre Arts – Fabric Book

COURSE CODE ARTS 2697 SECTION 41
INSTRUCTOR Albert Cote
DATE August 12 – 16, 2024
FEES \$451.41 + material fee payable to instructor: \$35

Fabric books are multi-layered, textured art pieces that are a delight to hold and explore. In this course, create your own. Choose a theme and make a page each day to put into your finished fabric book. You will learn many techniques including free motion stitching, bobbin work, and embellishing. You will complete your book with a front and back cover.

NEW! Improv Craft

COURSE CODE ARTS 322 SECTION 41
INSTRUCTOR Gavin North
DATE August 12 – 16, 2024
FEES \$451.41

Improv enables and encourages creativity, not just for comedians and actors, but in all aspects of life. This course offers tools to collaborate and empower you to experiment with whatever you have in front of you. Employ playfulness and discovery as you are guided through a series of fun games and exercises. Improvising techniques teach you to be better listeners and collaborators – in storytelling or in your work and home life. When you listen and accept offers and ideas from your collaborators you engage more fully with each other and you're able to refine your own points of view. Laugh together and experience honesty and trust that is invaluable to a shared human experience.

Jewellery – Silversmithing/Metalsmithing/Open Studio

COURSE CODE ARTS 1995 SECTION 41
INSTRUCTOR Todd Jeffrey Ellis
DATE August 12 – 16, 2024
FEES \$451.41

This course is suitable for all skill and experience levels. You must consult with the instructor prior to class in order to arrive with the appropriate material for your unique project. Contact information is available on the material list.

Learn the metal techniques of anticlastic and synclastic forming, chasing and repousse, forging, sinking and raising. Use these methods to create sculptural bangles, earrings, rings and other jewellery pieces or use them to design functional metal objects such as bowls, vases and candlesticks. Designs done in chasing and repousse can alternatively be used on metal bicycle and motorcycle fenders. The possibilities are endless! Beginners are welcome and will be guided to choose a project for their skill level. Experienced students can work on their individual projects with hands on guidance from the instructor. Have an exciting week moving metal to create a functional piece made by you.

COURSES FOR KIDS, YOUTH AND TEENS

All course names for our younger artists start with 'Kids,' 'Youth' or 'Teen,' depending on the age requirement.

See page 78 for more information.



Kids' Art Camp – Metal Jewellery

COURSE CODE ARTS 397 SECTION 41
 INSTRUCTOR Susan Watson Ellis
 DATE August 12 – 16, 2024
 FEES \$300.96 + material fee payable to instructor: \$50

Unique jewellery creations made by YOU! Learn to form and decorate copper, aluminum, nickel silver and bronze. Then add a little fun and a few personal touches with beads and marbles. You'll make custom tags for your pets, pendants for yourself, I.D. bracelets and key rings. Decorate your projects using hand-stamping and hammering techniques and also learn to shape wire into chains, rings and pins.

Landscape Painting – Contemporary Impressionism

COURSE CODE ARTS 2544 SECTION 41
 INSTRUCTOR Luke Despatie
 DATE August 12 – 16, 2024
 FEES \$451.41

Instruction will cover the fundamentals of landscape painting as well as more advanced techniques required to create contemporary expressive works. The basics of materials, techniques, and approaches, while working in the studio and en plein air will be discussed. Capture fleeting light, atmosphere, and movement of everyday scenes that might otherwise be taken for granted.

Painting – Advanced Individual Studies

See page 49.

NEW! Portraiture & Figure Drawing – Celebrating Gender Diversity

COURSE CODE ARTS 2748 SECTION 41
 INSTRUCTOR Helen McCusker
 DATE August 12 – 16, 2024
 FEES \$451.41 + material fee payable to instructor: \$10

Celebrate gender diversity and explore the ways we express our identity through portraiture and costumed figure drawing. Working with gender-diverse participants as models, you will capture movement, expression and the moment in gesture drawing, tonal work, expressive colour and line, in both short, medium and longer sustained poses. Basics of Portraiture and Figure drawing – proportion, observational tools, composition, etc, will be discussed. You will also examine the work of traditional and contemporary portrait and figurative artists.

Print & Paint Your Own Fabric

COURSE CODE ARTS 2777 SECTION 41
 INSTRUCTOR Gunnel Hag
 DATE August 12 – 16, 2024
 FEES \$451.41 + material fee payable to instructor: \$40

Learn to design and print original yardage. Start by working out basic repeat patterns on paper, and then quickly discover how to create your own designs on cloth by applying colour and texture, with the goal of establishing your own unique line of printed fabrics. Using environmentally friendly Colour Vie fabric pigments you will mix any imaginable colour, explore visual texture, and learn to see patterns in everyday objects while turning them into exquisite colourful textiles. Create personal statements on fabrics for use in your textile projects.

Sculpture – Wire

COURSE CODE ARTS 269 SECTION 42
 INSTRUCTOR Charles O'Neil
 DATE August 12 – 16, 2024
 FEES \$451.41

Please note: This course requires extensive use of hand tools (wire cutters, pliers).

Wire sculpture is an exciting, expressive art form that can be functional, decorative or both. Instruction introduces the aesthetics, materials, tools, and techniques used in the creation of a variety of wire sculptures. You will then be encouraged to design and create an original, small-scale piece.

NEW! Youth Art Camp – Creating with Nature: An Interdisciplinary Movement Course

COURSE CODE ARTS 2763 SECTION 41
 INSTRUCTOR Julia Aplin & Terrill Maguire
 DATE August 12 – 16, 2024
 FEES \$301.20

This course will involve extensive outdoor time, and some studio work, to create new artworks inspired by trees. Through daily movement exercises and creative tasks, you will be encouraged to explore the body as an expressive instrument and a vehicle for interacting with the forest. There will be the opportunity to develop a work of art that may include song, poetry, visual elements, and/or dance.


AUGUST 19 – 23

Youth/Teen – Pottery

COURSE CODE ARTS 1613 SECTION 41
 INSTRUCTOR Lisa Barry
 DATE August 19 – 23, 2024
 FEES \$327.28 + material fee payable to instructor: \$10

This course is open to youth and teens 10 to 17 years of age.

Learn to throw on a potter's wheel and have fun with exciting handbuilding techniques. Use these techniques to create mugs, bowls and a wide variety of objects. There will be demonstrations with the wheel, attaching spouts and handles and a full exploration of decorative techniques. Exercise your imagination and practice your new skills to create meaningful objects and master the potter's wheel.



AUGUST 17 – 24

OHS SPINNING CERTIFICATE PROGRAM

The Ontario Spinning Certificate Program is a six-level program developed by the Education Committee of the Ontario Handweavers and Spinners (OHS). With sufficient registration, each of the six levels will be offered in succession. The OHS program courses are non-credit with Fleming College and are not eligible as elective credits toward Fleming College's Visual and Creative Arts Diploma (VCAD) or Art Certificates.

Completion of each level of study involves eight days of instruction, followed by independent homework assignments that are completed, mailed to instructors, and evaluated throughout the year.

OHS Spinning Certificate Program – Level III

COURSE CODE ARTS 475 Section
 INSTRUCTORS Teena Jennings, Rebecca Lamperd, Julia Lee, Donna Hancock, Beth Showalter and Louise Jackson
 DATE August 17 – 24, 2024
 FEES \$527.75 + material fee payable to instructor: approx. \$120, subject to change

Prerequisites: Participants are required to have successfully completed ARTS338 OHS Spinning Certificate Program – Level II.

Preparation and spinning techniques for five fleece types – twist and its relationship to diameter. Spinning to end use, time management techniques as related to spinning and end use products. Mohair, Mohair blends, multiplying and Navajo plying, exotic and lichen dyes, use of afterbaths, dye tests, dye safety.

OHS Spinning Certificate Program – Level VI

COURSE CODE ARTS 147 Section
 INSTRUCTORS Wendy E. Bateman, Harriet Boon, Louise Jackson, Julia Lee and Beth Showalter
 DATE August 17 – 24, 2024
 FEES \$527.75 + material fee payable to instructor: approx. \$120, subject to change

Prerequisites: Participants are required to have successfully completed ARTS146 OHS Spinning Certificate Program – Level V.

Evaluation of handspun products; novelty yarns; creative dyeing; analysis and duplication of commercial yarns; instructional techniques; resumes and portfolios; design challenge assignment; and in-depth studies.



The OHS Spinning Certificate Program at HSAD started me on the path of being a full-time textile artist. I am so grateful!

JULIA LEE

FALL 2024 HALIBURTON

SEPTEMBER 9 - 13

NEW! Wallpaper Mixed Media

COURSE CODE ARTS 2764 SECTION 41
INSTRUCTOR Stephanie Schirm
DATE September 9 - 13, 2024
FEES \$451.41 + material fee payable to instructor: \$30

Learn to create pattern repetition, colour harmony, line, shape and form as you embellish an 8 ft embossed wallpaper panel. At the beginning of the course, you will pick a tarot card, exploring a question about yourself and to use as a springboard for your wallpaper design. Throughout the week you will be stamping, splattering, sewing, and gluing. Be prepared for brilliant colour and sticky fingers.



SEPTEMBER 16 - 20

NEW! Mixed Media Art Journaling

COURSE CODE ARTS 2725 SECTION 41
INSTRUCTOR Anna Redish
DATE September 16 - 20, 2024
FEES \$451.41 + material fee payable to instructor: \$20

Are you an artist or writer wanting to expand your journaling practice? Explore a variety of mixed media as you create an art journal. This course will include a variety of writing prompts, paint techniques, collage and creative lettering. Expand and develop your art as you find your own style. This course offers time to explore and encourages rule breaking, spontaneity and having fun while making art.

Welcome to Writing

COURSE CODE ARTS 2671 SECTION 42
INSTRUCTOR Janet Trull
DATE September 16 - 20, 2024
FEES \$451.41

You have a distinctive voice. The words you choose, the audience you select, the points of view you communicate; all these skills make the difference between essays and stories that gather dust on the shelf and the ones that get published. Now is the time to develop an authentic personal writing practice that will help you share your thinking in a way that makes readers pay attention. Express joy, frustration, passion, anger, and grief. Don't waste another second worrying about your literacy level. If you can talk, you can write. This course is for anyone with ideas that deserve to be in print. You will be writing letters to the editor, your lover, your boss and that kid who punched you in grade four. You will be a poet, an essayist, a short story writer and a playwright. You will sleep better at night, getting all those thoughts out of your head and onto paper. It's meaningful work. Welcome to writing!

NEW! Write & Make a Poetry Chapterbook

COURSE CODE ARTS 2766 SECTION 41
INSTRUCTOR Cathy Esther Thorne
DATE September 16 - 20, 2024
FEES \$451.41 + material fee payable to instructor: \$10

Embrace your inner poet and come play with words during this experimental poetic experience. During this spontaneous poetry writing class, you'll be guided through a variety of writing exercises to encourage you to explore your voice. You'll learn to edit intuitively, respecting your style while organizing and articulating your thoughts clearly. Once your poems are complete, you'll make a hand bound chapbook from a variety of papers, thread, writing implements, tape, images, drawings, markers, paints, and best of all, you will have an opportunity to use typewriters. A fresh delight for some, and a nostalgic experience for others. Your poems can be heartfelt, emotional and empowering, or fun and cheeky. You can hold them close to your heart or share them with others. It's up to you!



OPENING DATES FOR REGISTRATION

Spring, Summer and Fall courses... March 1

OHS Level III & VI... June 3

SEPTEMBER 23 – 27

NEW! Photography – Learn Your Camera

COURSE CODE ARTS 2746 SECTION 41
INSTRUCTOR Blake Chorley
DATE September 23 – 27, 2024
FEES \$451.41

Bring your digital camera to learn basic hands-on skills. The course will cover basic terminology, composition and framing, colour schemes, aperture and shutter priority and natural lighting versus full flash photography. Expect to learn the process of taking a good technical and artistic picture. This is a beginner-level course.



OCTOBER 14 – 18

NEW! Sculpture – 3D Geometric Design

COURSE CODE ARTS 2752 SECTION 41
INSTRUCTOR George Hart
DATE October 14 – 18, 2024
FEES \$451.41 + material fee payable to instructor: \$25

This course explores fundamentals of 3D geometric art via hands-on models, a survey of historical and contemporary fine art, class constructions, and discussions. You will make simple polyhedral models and learn how these structures can be a basis for art and design. (Artists from Leonardo da Vinci and Albrecht Durer to M.C. Escher and Olafur Eliasson have found many ways to incorporate polyhedra into fine art.) The course emphasis will be on developing understanding and visualization skills through simple models. The mathematical ideas will be studied intuitively, so there are no formal math prerequisites.

Watercolour Painting – Big Skies, Clouds & Landscapes

COURSE CODE ARTS 1665 SECTION 41
INSTRUCTOR Marta Scythes
DATE October 14 – 18, 2024
FEES \$451.41

This course is not suitable for beginners. Instruction is suitable for intermediate painters with a basic knowledge of materials and fundamental painting skills.

Interpret the drama and beauty of the Ontario landscape and skies while challenging yourself to take risks and explore watercolour painting. Flat, graded and variegated washes will be reviewed and practiced before incorporating into more challenging coursework. Learn methods of painting on hot and cold pressed paper with different moisture content (wet, damp and dry) to achieve different edges and pigment interactions. Learn to mix a range of intermediate and neutral colours from pure primaries, unifying your work and avoiding mud. Study will include skies at various times of day and several cloud formations. Proportion and composition will be discussed to inform pleasing works and atmospheric perspective will be employed to achieve the illusion of pictorial depth. Instruction will include daily demonstrations and ongoing feedback as requested.

Bursaries are available

See page 79 for more information

SATURDAY, OCTOBER 19

NEW! Lino Printmaking Workshop

COURSE CODE ARTS 2720 SECTION 41
INSTRUCTOR Elise Muller
DATE October 19, 2024
FEES \$140.65 + material fee payable to instructor: \$50

Learn how to design, carve and print lino block prints. Different styles will be discussed such as negative, positive, black line, and white line. Learn different colour methods such as colour reduction prints and hand-coloured prints. Various press methods will also be explored. Leave this workshop with a minimum of one completed block and an edition of prints. Depending on the complexity of your design there will be the option to make more.

Watercolour Painting Workshop

COURSE CODE ARTS 776 SECTION 43
INSTRUCTOR Gord Jones
DATE October 19, 2024
FEES \$140.65

Explore the magic of the watercolor medium in a relaxed and enjoyable atmosphere. Beginning with a morning demonstration, you will be led through a step-by-step process to create landscapes with a sense of place. You will work from reference photos (provided) to two finished watercolours using simple value sketches and compositional techniques to condense the photographic subject matter. Learn to interpret the beauty and influence of light, using values, colour and atmospheric perspective. Strong values and good design allow you to paint freely and let your personal interpretation of a subject come through.

OCTOBER 21 – 25

Watercolour Painting – Intermediate/Advanced

COURSE CODE ARTS 552 SECTION 41
INSTRUCTOR Gord Jones
DATE October 21 – 25, 2024
FEES \$451.41

This course is not suitable for beginners.

Explore traditional and experimental techniques in watercolour painting and learn by demonstration, critique and individual attention. Instruction will be provided on composition and design. You will explore the technique of painting loose while focusing on what is important within the picture plan for maximum impact. Sharpen your skills and enhance your personal interpretation. Sessions on composition will include directing the eye with edges, placing darks and other colours and advice on handling patterns towards enhancing your personal style. Two new paintings will be demonstrated on each day.



Jay Dart, Illustration & Narrative instructor

YOUR INSTRUCTORS

Beth Abbott has studied a wide variety of fibre arts for over 50 years, taking dozens of courses and workshops and developing her own work. She is a graduate of the Fibre Arts Certificate program at St. Lawrence College and earned a Master Spinner Certificate from Georgian College in 1990. She has delivered workshops in Canada and the US and has won many awards for her work. Beth is the author of *Icelandic Fleece – A Fibre for All Reasons* (2001). A teacher of high school and adults for 33 years, she retired to a second career of teaching and writing about fibre arts. She brings a long love of fibre arts, fabrics and fibres to her courses.

NEW! Kelly Albin was born in Montreal but has lived in various locals, including Saudi Arabia for three years. Art has always woven itself between the forefront and background of her life. A passion for nature brought her to Northern British Columbia as a Forester, where art and nature truly integrated. Her love of science and her desire to create, led her through various careers. Her artworks include variations of abstract and realism, or a unique combination of the two. She loves all aspects of creating and incorporating and learning different media and techniques. She works in acrylic, coloured pencils, watercolour, ink, wax, oil pastels, scratchboard, photography, mixed media, chalk pastels, wood, printmaking, woodworking, wire and mosaics. Refusing to be put in a box – Kelly embraces the multitude of creative avenues and her unique vision culminates into one-of-a-kind pieces.

Laurie Allan-Ungeitis began the art of spinning, weaving and dyeing in 2008 after visiting a friend's sheep farm in New York state. She continued her weaving practice in Canada in the studio of Master Weaver Ralph Johnston focusing on multi-harness weaving in a wide variety of structures. Over the years she has participated in numerous workshops, classes and specialized study groups. Laurie has been teaching weaving at HSAD for six years as well as from her own studio; Piper Weaving Studio in Bath, Ontario. Laurie is an enthusiastic teacher who nurtures creative opportunities while emphasizing the importance of a strong technical foundation.

Jan Anderson became a committed fabric artist-quilter after taking her first course at the Haliburton School of Art + Design. After experimenting and creating with glass, wood, stone, paper and wire, she is addicted to the texture, diversity and colour of textiles. Jan manipulates wax, wool rovings, rust, paint, dye, pigment, canvas, cotton, origami, embellishments, and more to produce unique wall hangings. She has over seventeen years of teaching experience at colleges and universities in Ontario and is recognized for her passion, creativity and innovation, touched by humour and motivation. www.bytheriverstudio.ca

NEW! **Julia Aplin**'s work explores human relationships to the natural world through collaborative art-making. She explores paradigms of kinship with people, places and particularly with trees. Julia has created dances with theatres, rivers, boxing rings, wading pools, cyberspace, neuroscience labs and forests. Julia works with a wide range of people from elite performers to beginners and has created work with organizations such as Canadian Opera Company, Urbanvessel, Moonhorse Dance Theatre, Dancemakers, Wild Soma, Double Pendulum and The Grove Collective.

NEW! **Hisham Ata** is a seasoned professor and game development expert, currently teaching at Algoma University, George Brown College, and Toronto Film School. He specializes in Object-Oriented Programming with C#, game programming and interaction design with a focus on AR and VR. His expertise extends across various technologies including React, React-Native, Unreal Engine, and Unity. Founder of Cat Splat Studios, Hisham combines his rich academic background, including a Bachelor of Commerce from Toronto Metropolitan University (Ryerson U) and a Diploma in Video Game Design and Development from Toronto Film School with practical industry experience. He empowers aspiring game developers in mastering Unity Game Engine and exploring the nuances of game design and development.

Lisa Barry is a graduate of Sheridan College's Ceramics Program and has also achieved a BFA from the Alberta College of Art and Design. Lisa has a broad range of experience with various pottery techniques as well as kiln firing processes. An artist of note, she has exhibited nationally and continues to develop herself as an artist through workshops and learning opportunities. Lisa brings a passion and energy to her teaching that ensures a lively and creative atmosphere for her students.

Wendy E. Bateman teaches weaving, spinning, braiding, creativity, textile science, and colour and design for textiles. She is a graduate "with distinction" from the Ontario Handweavers and Spinners Spinning Certificate program, a Master Spinner, a graduate of Sir Sandford Fleming College's Visual and Creative Arts Diploma Program and has been the owner of Fibres WEB studio for over 50 years. She has received numerous design, originality and judges' choice awards for her work and enjoys teaching her craft and sharing her environmental ideas. A recipient of the Enviro Hero for the Arts Award and an OHS Merit Award, she is recognized for being environmentally attentive through her art practice.

NEW! **Pippa Beck** has been making mosaic art for over 20 years. She has taken numerous courses and workshops in mosaic art and design, including at the Mosaic Art School in Ravenna, Italy. An experienced facilitator with children and adults, Pippa enjoys working with a variety of materials including, glass and unglazed porcelain, natural materials like pebbles, slate and stone and upcycled materials like broken crockery and recycled mortar. She is a self-described cement nerd who employs a range of different techniques in her art practice. Thematic interests for Pippa include the natural environment. She often incorporates stone, fossils and found objects in her work. As an active member of the Ontario Mosaic Artists collective, Pippa is dedicated to promoting mosaic art in Ontario.

NEW! **Brenda Benedet** is a fibre artist creating wool felted paintings. Her powerful connection to the tactile nature of fibre, colour, texture and unexpected realism fuels her creativity. Inspired by sunsets, flora, and fauna surrounding her home on Four Mile Lake in the Kawarthas, Brenda is also known for her hyper-realistic pet portraits. With a background in adult education, Brenda is known for her inspired story-telling teaching style, taking students on a creative, and interactive

learning journey with wool fibre. Her work has been shown four years running at the Outdoor Gallery on the Miskwaa and includes a solo exhibition at Colborne Street Gallery, Fenelon Falls Ontario, Breast in Show and Kawartha Woodland Creatures.

Harriet Boon is a spinner, dyer, weaver, and retired shepherd. She earned her Master Spinner certification in 1976 and continues as an instructor in Spinning Certificate programs. Her involvement with fibres and natural dyes spans five decades, during which time her education was enriched through travels in Europe and Asia. Harriet teaches workshops in Canada and the US.

NEW! **Wesley Brooker** continues to be inspired by his upbringing on the north Channel of Lake Huron. Wesley merged creativity with design by studying Artist Blacksmithing at Fleming's Haliburton School of Art + Design followed by an advanced diploma in Graphic Design from St. Lawrence College. In 2016, he began taking stone carving courses and fell in love with the medium. His stone sculptors are currently displayed at La Belle Galerie in Old Quebec City. Wesley lives in Cambridge where he displays and works on commissions, blending traditional and contemporary carving techniques. whiteravenstone.com

Aimie Botelho is a Kitchener-based artist blacksmith. She graduated with an Honors Bachelor of Fine Arts with a specialization in sculpture, as well as a Bachelor of Education from York University. She pursued a traditional apprenticeship with master blacksmith Sandra Dunn of Two Smiths, where she continues to work. In 2018 she was the Richmond Hill Artist in Residence. In 2016 she worked in Vienna, Austria with master blacksmith Benjamin Stejskal, the same year she participated in the forging of a war memorial in Belgium with smiths from around the world. For several years, she was the Editor for the Ontario Artist Blacksmith Association. This group awarded her their annual scholarship; a travel grant used to view European ironwork to inform her practice. In 2012, she was the recipient of the Ram Iron and Metal sculpture award. She began forging 10 years ago and enjoys creating whimsical pieces with a focus on hammer control for cleanly forged surfaces.

Miranda Britton is a jeweller, multi-disciplinary artist and gallery owner based in Muskoka, Ontario. As a jeweller, Miranda creates pieces that explore the multitude of ways that humans converge with the natural world. Using abstracted and simplified representations of organic motifs, her pieces celebrate many facets of the natural world, reminding the wearer of their place within the natural order of things. Together with her father, Miranda opened the Britton Gallery in Bracebridge in late 2019 and the experience has re-invigorated her love of art in its many forms.

Toni Caldarone has been a 'maker' throughout her life, inspired by natural found and recycled objects. Having had a career in the corporate world, she stayed in touch with art through classes at Toronto School of Art, AGO, HSAD and Learn4Life. Downsizing brought Toni back to the creative world where she describes herself as a self-taught, mixed-media expressive artist. Her life's journey, her enthusiasm and her artistic vision have provided the opportunity to translate her skills into hands-on experiences with her students for nearly twenty years. Toni has shown work through exhibitions as well as private and event sales. She loves to encourage creativity through positive experiences in a supportive atmosphere.

Tia Cavanagh is originally from the northern shores of Lake Huron in Ontario. She has lived and studied in Havelock, Norwood, Peterborough, Montreal and Toronto. Achieving her BFA at OCAD university she now studies at Trent University working on her master's degree in The Ethics of Collaboration between Indigenous and Settler Artists. Tia is a multi-disciplinary artist using materials such as paint, wood, fabrics, sculpture and projection. For her, storytelling, process, discovery and new meaning are at the core of art making. With these aspects at the root, she continues to explore approaches and understanding through the creative lens of an Anishinaabekwe, drawing upon Indigenous research methodologies.

Blake Chorley's passion for photography developed in the high school darkroom. This experience led him to his current art practise, working with the ambrotype process from the 1850's and his commercial practice, using the latest in digital technology. Blake continues to have the privilege of photographing a wide range of subjects in his career, everything from foreign dignitaries to the Calgary Stampede. This diversity has translated well into Blake's teaching career. www.blakechorley.com

NEW! **Emily Chudnovsky** holds a Master of Fine Art from the Glasgow School of Art and an undergraduate combined honours degree from the University of Kings College in Contemporary Studies and Gender and Women's Studies. Her site-specific research has taken place in Scotland, California, Yukon and Ontario. Chudnovsky is currently living and making work in Toronto, Canada.

Lizzy Clarke is a sought-after singing teacher and accomplished musician newly based in Haliburton, ON. She brings a decade of evidence-based coaching and 16 years of professional singing in pop, R&B, and jazz to her craft as a teacher and as a performer. Bridging vocal pedagogy and the music industry, she offers group and one-on-one lessons online and at her home studio. Lizzy specializes in technical training for professional singers, focusing on vocal anatomy, breath management, and range while also providing confidence-building voice work for all levels. Creating a safe and inclusive space, Lizzy conducts workshops on music theory, songwriting, finding your voice and stagecraft. With a global stage presence and experience as a songwriter, arranger and bandleader, she has contributed to projects like The Spandettes and The Intentions. Lizzy empathetically uplifts aspiring vocalists and infuses passionate energy into every performance.

Albert Cote graduated from Brock University with BA degrees in Visual Arts and Education. His natural artistic abilities, imagination, visual arts background, and his experience in operating a quilt store for many years has served as a starting point for a very successful longarm and fibre arts career. He has many commissioned pieces in the Niagara area as well as throughout Canada and the US. His innovative classes and trunk shows are an attraction for many people in the quilting world. www.imaginationtextile.com

NEW! **Claudine Crangle** is an author and illustrator of children's picture books. Her illustrations are created by combining printmaking, puppet making and cardboard construction. You can learn more about her work at www.claudinecrangle.com

NEW! **Lori-Anne Crittenden** has always been a maker, taking the ordinary and making it special. She believes that using what you have is often enough. In 1988, she took a painting course, Beginners Folk Art & Decorative Painting and remembers that moment of excitement at learning and the magic of acrylic paints. That was the beginning of what's become her life of making. Attention to detail, use of colour and the unique surfaces she paints on, has seen her work collected, gifted

and shared across Canada and places around the world. Not limited to painting or acrylics, Lori's curiosity and love of learning has taken her on some great, artful adventures. Sharing her love of painting, crafting and creating is fun and inspiring to all who have been in one of her classes.

Tom Cudmore has been blowing glass professionally for the last twelve years. Tom found art early in life and has always had a passion for creation. Learning glassblowing at Sheridan College in Oakville Ontario he then worked, blowing glass in British Columbia, learning the basics of production glass making. After moving back to Ontario, Tom assisted revered artists, such as Andy Kuntz, Paull Rodrigue, and Kelly Lowe. The skills and aesthetic acquired in this career stage are among the reasons his present-day glass is so refined. For eight years he did a residency at The Living Arts Centre in Mississauga Ontario. Currently, Tom runs the small business Tropical Iceberg Glass with partner Alyssa Getz. This glass is made at a private cooperative studio in Georgetown Ontario-Glen Williams Glass. The impactful gift-market glass that is Tropical Iceberg is sold throughout Canada and the United States, including at the Corning Museum of Glass.

NEW! **Jay Dart** is a drawist, author and designer who lives and draws with his family in Brooklin, Ontario. Dart expands his drawing-based practice to include bookworks, installations and animations in order to achieve a more immersive experience with his whimsical narratives. His work has been shown in galleries and art fairs across North America and Europe including recent solo exhibitions in Vancouver, Regina, Montreal as well as the Art Gallery of Northumberland. He is the recipient of multiple grants and honours including from the Canada Council for the Arts, the Ontario Arts Council, and a National Magazine Award for editorial illustration. Dart's work has been featured on CBC Radio and TV including a profile on The Exhibitionists. He is a graduate of the University of Guelph's Fine Art programme. Dart also teaches courses on children's book illustration and graphic design at Seneca College and drawing at Durham College.

Steve Der-Garabedian has been woodworking since the early 1990s, beginning with self-taught skills and eventually completing his formal training at Rosewood Studio, studying under several masters. While at Rosewood, he discovered a passion for teaching and continues to do so through classes, webinars, and writing. He has taught in his studio, through retail workshops across the country, and at various colleges and clubs. Steve is the author of Veneering Essentials and a regular contributing writer for Canadian Woodworking & Home Improvement magazine. www.blackwalnutstudio.ca

NEW! **Michelle Desgroseilliers** is an educator, designer and researcher specializing in the intersection of technology, design thinking and education. She balances teaching in George Brown College (GBC)'s Interactive Media Management, Interaction Design and Digital Experience Design programs with her graduate studies in Educational Technology at the University of British Columbia (UBC) and her research work on design for the future. Michelle is excited to be joining the faculty at Fleming College's Haliburton School of Art +Design, where she can continue to share her passion for integrating design, technology and learning to create a better future.

Luke Despatie is an award-winning artist, graphic designer, and illustrator. His work is recognized internationally in publications such as Applied Arts, Communication Arts, Low Tech Print (UK). Unexpected Packaging! (Japan). Named one of ten designers to watch by Design Edge magazine, he now teaches at the Haliburton School of Art + Design. Luke's latest paintings explore local landscapes, noting the convergence of rural and urban, recently winning a Juror's Prize at the Latcham Gallery. www.instagram.com/luledespatieart/

Glenn Diezel has been a busy timber framer since 1979 and runs a timber frame and woodworking company. A lifelong member of the Timber Framers Guild of North America, he has been involved with and has instructed at many of the guild's workshops and projects throughout Canada and the US.

Rita Dillio's sewing education was procured at a young age, from her mother and grandmother. Love of fabric and fashion has always been a passion and, following fashion trends, she understands how clothing fits and drapes. The use of patterns and occasional improvisation led to custom designs and alterations for family, friends and clients. A student as well as instructor, Rita continues to develop skills and techniques by taking classes at the Haliburton School of Art + Design. There's always more to know!

John Ducker is a Found Metal Artist Blacksmith, who has been working in metal for over over 16 years. After being challenged by his partner Lori-Anne to not just say you can make things, but to actually make things, John has embraced the challenges and rewards of being an artist. A graduate of Haliburton School of Art and Design's Artist Blacksmith program. John brings a unique style and creativity to his sculptural and functional pieces.

Lara Elliott is a potter currently living on Manitoulin Island. A graduate of the Fleming College Ceramics Certificate program, Lara continues to deepen her study of the craft through the exploration of wood firing techniques and working with wild clay. She finds meaningful inspiration at the intersection where spontaneity and impermanence meet tried-and-true tradition. Lara has a deep love for the natural world and is very passionate about reconnecting with land-based skills.

Barbara Fawcett has lived in Haliburton County her entire life. She is a textile artist who works in the areas of quilting, spinning, weaving and knitting. Taking inspiration from the world around her, she is especially interested in dyeing with local nature dye sources including, items from her own dye garden and local meadows. Barbara harvests bast fibre from her garden for processing into spinnable fibre. As a graduate of the Ontario Handweavers and Spinners (OHS) six-year spinning certificate program, Barb leads workshops on hand spinning, assists with the OHS teaching program and enjoys sharing time with her own private students.

Margaret Ferraro work has been described as Tom Thomson on amphetamines. She takes that as a compliment. Margaret is an artist and teacher, specializing in pastel, life drawing and plein air painting workshops. The two disciplines of life drawing and pastel combine what she loves, drawing and the spontaneous use of colour. Working en plein air, she is at home in the woods and in nature. For thirty years she has been teaching workshops. For decades she had a studio in Ottawa but in 2017 moved north of Toronto to the Georgian Bay region. She published her first book in 2009, *A Time to Dance*. And in 2017, she was named Master pastellist-EM by the Pastel Artist of Canada. Her work has been shown in many National and International Art Exhibitions, including the Pastel Society of America (National Arts Club, NYC), The Pastel Artists of Canada (Toronto, Etobicoke, Vancouver and many other locations), and the Pastel Society of Eastern Canada, which exhibits out of Montreal. She has also exhibited in commercial galleries, including her own studio gallery.

Susan Fisher earned her BFA in Visual Arts and an Art Education Diploma at Concordia University, majoring in Graphic Design and Sculpture. Her Master's in Cultural Anthropology through Trent University focused on Indigenous Art Expression. Susan taught in Northern Alberta as an elementary teacher in a Metis Colony and then as a French

Immersion teacher in Peace River. Since the mid '80's she taught art in various media and is now completely devoted to teaching Encaustic techniques with beeswax with HSAD, privately, and in various commercial galleries. Susan has shown in many galleries in Quebec, Ontario, and Alberta and was chosen to exhibit at the prestigious annual group show in Sagamihara Japan. Her work is currently shown at Meta4 Gallery.

Corin Ford Forrester creates photographic art that encourages reflection on the beauty and significance of the natural world. A graduate of the Fleming Photo Arts Program (2007), she also has a Bachelor of Science honours degree from the University of Guelph (1999). She has exhibited and sold her photographs in juried art shows and in galleries such as The Elaine Fleck Gallery (Toronto) and the Ethel Curry Gallery (Haliburton) and has taught students digital and traditional darkroom photography at HSAD. Her studio, near Carnarvon Ontario, is now a part of The Studio Tour Haliburton Highlands. www.corinfordforrester.com

Alyssa Getz is a graduate of Sheridan College's glass program. She now teaches at Sheridan, sharing her skills with emerging artists in the field. Alyssa was a resident at The Living Arts Center for 8 years, during this time she developed the body of work; *The Multiverse*. A colorful, pattern filled series that uses complex cane inclusions to give depth and multiple frequencies of intricacy. She has assisted on the hit television show *Blown Away* since season one and helped build the equipment on set. Alyssa Getz spent the summer of 2022 completing a three-month residency at Glazenhuis in Lommel Belgium. This was an opportunity to further expand on her body of work and create some pieces for the Belgium museum's permanent collection. She is an owner of Tropical Iceberg Glass a glass manufacturing business running out of the Glen Williams Mill in Georgetown Ontario.

Karyn Gingras, when signing up for a night school class in tap dancing, was told that the course was full. But, they added, the millinery course had lots of space. The rest, as they say, is history. Karyn is the owner/designer of Lilliput Hats, three decades old traditional millinery. As all the Lilliput hats are crafted on site in the studio/atelier, the store has become a curious landmark in the city, where visitors can glimpse old-world techniques while their hat is made before their eyes. Lilliput hats are carried across the country at Holt Renfrew and other fine boutiques in Canada and the US. The hats are in the collections of Whoopi Goldberg, Celine Dion, and former Governor General of Canada, Adrienne Clarkson. Karyn's many theatre, television, and film credits include *Mama Mia*, *Music Man*, and *The Evelyn Dick Story*. Most recently, she created the hats worn by Gord Downie on the *Tragically Hip's Man Machine Poem* tour. She is the recipient of several awards, including the 1999 City of Toronto Accessories Designer of the Year, the One-of-a-Kind Show Best Traditional Craft, and the One-of-a-Kind Show Hall of Fame. She has taught at the International Academy of Design and Ryerson University of Design.

Eve Goldberg is a compelling songwriter and interpreter whose music spans folk, blues, country, swing, bluegrass, and more. Known for her watercolour voice and solid guitar style, she is a favourite at festivals and concert series across North America, and she has released three albums to widespread acclaim. Currently performing with the duo *Gathering Sparks*, Eve is also a much sought-after music teacher and leader of workshops on guitar, ukulele, singing, and songwriting. She emphasizes making music for the joy of it and believes that

everyone can do so. In her teaching, she strives to create a fun, supportive environment for students to learn and grow. Eve was deeply honoured to receive the 2021 Estelle Klein Award, recognizing her contribution to folk music in Ontario. www.evegoldberg.com

NEW! **Elizabeth Greisman** works internationally and nationally as a visual artist, curator and arts administrator. She is a graduate of York University in Visual Arts and Education, The Laban Centre in London England, and Metropolitan Toronto University (Ryerson), Landscape Design. Participating in annual Visual Arts international residencies, Greisman develops multidisciplinary collaborative pieces involving dance, poetry, music, theatre, creative writing, medicine and cuisine. Co-curator of the Nascent Art Science collective. She has exhibited internationally and within Canada, highlighted by a show at the Canadian Embassy in Dublin Ireland. She has produced five multi-disciplinary shows for Nuit Blanche in Toronto at Spadina Museum, combining Visual Arts, installation art, theatre, music, medicine, science and video.

Mathieu Grodet is a glassblower, flame worker and illustrator born in Orleans, France. Current work brings the past of glass together with themes of the present, using traditional techniques with a modern twist. Ideas around contradiction, power, duality and the absurdity of life are explored as he marries and reconstructs form, function and design with a unique style to provoke discussion. Recent workshops, lectures and classes delivered have included cities in China, Japan, Turkey, France, Canada and the US. His work is in private collections across Europe and North America and can be seen at the Corning Museum of Glass, the Art Institute of Chicago, and various galleries in Canada. www.mathieugrodet.com @mathieu_grodet_glass

Gunnel Hag studied Textiles in Stockholm, Sweden and London, England. Her clothing, interior fabrics and wall art have been represented at International Art and Design exhibitions. She has received many grants and awards for her work, including Ontario Arts Council grants and a Ministry of Industry and Trade Award. In her studio in Toronto she prints and dyes all the fabrics for her art work. Over the years she has printed and dyed fabrics for film and theatre companies in Canada and the United States, as well as producing a line of hand printed fashion. Gunnel was a professor in the Textile Studio at Sheridan College, School of Crafts and Design in Oakville, Ontario for twelve years, and has been a visiting lecturer at the National Institute of Design in Ahmedabad, India. She is an enthusiastic, innovative and creative teacher, who teaches workshops and gives presentations and lectures internationally. Gunnel has published two books: *Creating Texture* and *Creating Texture: Soft Texture*. Her concern with health and safety, both in her studio and in the classroom, has led Gunnel to actively promote her water based Colour Vie Pigment System. www.colourvie.com www.gunnelhagstudio.com

NEW! **Jonathan Hagarty** is a multidisciplinary artist based in Midland with a strong connection to Haliburton County. He sculpts, he carves, he makes furniture and home décor from century-old, reclaimed wood. Age and history accentuate character to his work. Jonathan celebrates nature and humanity through natural materials as he creates fine furniture, wood carvings, detailed metal work or simple welded and cast sculpture. He was a founding member of the The Art Hive, Artist and Artisans' Cooperative in Haliburton County that was in operation from 2006-2015.

Maureen Haines is the owner and creative spirit behind the Log Cabin Glass Studio, in Washago, Ontario. Originally a quilter, she was always interested in stained glass. Upon retiring from teaching high school, she was able to pursue that passion, creating unique stained glass art pieces in her

retirement. She has developed her skills along the way and journeyed into the unknown by incorporating old pieces of glass, glass finds and Depression Glass pieces into her work. "I enjoy working with glass. Looking at a piece of stained glass allows me to dream in different directions and then the creative process takes over."

Donna Hancock completed the OHS Spinning Certificate Program in 2000. She has taught beginning spinning for many years and has also been an instructor at the Ontario Handspinning Seminar, teaching spinning mohair, weak acid dyeing and many other workshops. Donna has a herd of 50 Angora Goats near Elora, Ontario, and a small fibre processing business selling hand-dyed mohair yarns and fibres.

NEW! **George Hart** is a sculptor who uses mathematical ideas and computer technology in the design and fabrication of his artwork. He holds a PhD from MIT and is now retired from a career on the faculty of Columbia University and Stony Brook University. He co-founded the Museum of Mathematics in NY City and currently works from the Bruce Peninsula area in Ontario. His sculptures are exhibited around the world and can be seen at georgehart.com.

NEW! **Elisabeth Heathfield** is a painter and ceramic artist who explores colour and texture in multiple media. She enjoys working with stains and slips to create playful pieces ranging from the functional to the abstract. You can find her playing with mud on the shores of Georgian Bay. Elisabeth has a B.F.A. from OCAD University, an M.F.A. from Norwich University of the Arts, and a Certificate in Ceramics from the Haliburton School of Art and Design. She is also a certified teacher in Ontario.

Craig Henshaw hand forges knives in the traditional manner as a way to slow down and connect with the natural world. His respect for land and material, combined with the mindfulness he brings to his practice, is evident in the pieces he creates. Educated in Japanese and Western Bladesmithing styles, he combines these techniques as he builds his knives through various methods that include traditional stacked and canister Damascus and the San Mai technique. Craig has studied with several established and notable metalworkers and smiths. He offers special thanks to his mentors to David Robertson of Pinkerton, Ontario, Taro Asano of Hashima, Japan and Thak Ironworks in FloraDale, Ontario. He has also been involved with the Iron Trillium. Craig currently holds an Apprentice rating with the American Bladesmith Association, with the test for his Journeyman Smith designation scheduled in June 2021. A professionally trained teacher in good standing with the Ontario College of Teachers, he has 20 years of teaching experience, with a focus on both academic and technological studies at the high school, college and university levels. www.Henshawblades.com Instagram: @henshaw_blades

NEW! **Kate Hessin** is an emerging multimedia visual artist from Port Hope. Her work moves fluidly from papercrete sculptures to works on paper in both ink and watercolour. Having earned a Bachelor of Design from OCAD University and a Bachelor of Education from Lakehead University, Kate's artistic journey has been marked by a series of meaningful exhibitions, including the recent *Letting Go* which was part of her residency with Critical Mass in Port Hope. Her sculptural series, *Mother Mothra*, has found a permanent place in the Drake Hotel collection, reflecting her unique style and voice. Through her artwork, Kate offers a reflection on the complexities of womanhood and the multifaceted nature of the maternal experience. Kate infuses all her pieces with a folkloric whimsy and humour, creating an inviting space that encourages the unpacking of the darker aspects of motherhood. In addition to her artistic pursuits, Kate has been sharing her skills as a Visual Art Teacher at Trinity College School in Port Hope since 2019.

NEW! **Lee Higginson** is an artist from Port Hope with a visual arts practice centered around a love of community, connection and the environment. She is also known as the arts facilitator behind Fluke Craft. Through a use of photography, found object assemblage, and other mixed media, Lee's work explores concepts of healing, joy and commemoration. Paramount to her practice is the notion that the process of art making is every bit as important as the final product. She believes every person has an equal right to enjoy, contribute and participate within it.

Kal Honey is an award-winning graduate of OCAD. Often bold (but sometimes subtle), Kal's work in painting, graphics and collage is informed by his design training and his penchant for text, wit and wordplay. Recent exhibitions: In Situ multi-arts festival, Queen West Art Crawl, The Red Head Gallery and the Gladstone Hotel. As an instructor, Kal creates a learning environment that is supportive and adventurous. In addition to Haliburton, Kal also teaches his own courses online and for Neilson Park Creative Centre and Visual Arts Mississauga, as well as leading workshops, giving lectures and jurying exhibitions throughout Ontario. www.kalhoney.ca

NEW! **Tiffany Howe** is a multidisciplinary artist who creates mixed media paintings, sculptures, earrings, textile and installation art using recycled materials, found objects, photography, lasers, design and tech. Her creative vision is based on finding potential in materials while exploring themes of nostalgia, body dysmorphia, inspiration overload, chronic pain, and anthropomorphism. She was raised in the village of Haliburton and currently resides there in a heritage building on the same street she grew up on. Serendipitously, her home and studio are in what was previously an iconic general store she frequented as a child. Locally, she is an award-winning artist and teacher, an inspiration coach, performer, and model. She was the curator at the Ethel Curry Gallery for over 15 years before its closure in fall of 2023.

Mary Intven Wallace, award winning artist, educator, and author, shares her love of the land, sea, and sky in her contemporary paintings of the Canadian landscape. In her artwork, she shares her view of this wonderful world as a place of vibrant colour. Mary's landscapes brighten the walls of galleries across Canada, many private collections, and are also featured in her published books which have won awards such as the International White Raven Award and the National Outdoor Book Award. www.maryintvenwallaceartist.com
www.facebook.com/maryintvenwallaceartist
www.instagram.com/maryintven

Yvonne Iten-Scott was born in Toronto in 1961 to immigrant parents from Switzerland and Scotland. She was raised on a cattle farm, surrounded by antiques, handmade quilts, hand hooked and braided rugs. Her Swiss father instilled in her, the value of handcrafted items. After raising her four daughters in England, Singapore and Canada, she returned to a rural lifestyle in the countryside of Erin, Ontario. The farm is where she has her studio, teaches creative workshops and holds fibre retreats. Yvonne has always been drawn to textures and colours. After careers in Photography and Montessori teaching, she found her passion in textile art. Yvonne is the current president of The International Guild of Handhooking Rugmakers.

Louise Jackson has been a spinner and dyer for 36 years and earned her Master Spinner/Dyer Certificate from Georgian College in 1996. Louise enjoys demonstrating at fall fairs and historical events, as well as conducting and attending spinning, nature dyeing, and eco dyeing workshops. She is the OHS Spinning Certificate Program Co-ordinator for Levels I to III, and has instructed dyeing and silk spinning at Haliburton School of Art + Design for over 13 years.

Todd Jeffrey Ellis received an arts diploma from Niagara College in 1970 and completed his degree at OCADU, attaining his Bachelor of Design. He has worked extensively in various areas of the arts: teaching, directing, and set, prop, and furniture designing. His love of metalwork took hold when he discovered chasing, repousse, and the moving of metal in 1995. Since that time he has studied at OCAD U, George Brown College, the Haliburton School of Art + Design and through extensive studies with such renowned masters as Lois Etherington Betteridge, Brian Clarke, Charles Lewton Brain, and Don Stuart. In 2000 Jeffrey was awarded 'Best Holloware Award' in the Metal Arts Guild's 'Under Glass' Exhibition. In 2003 he participated in a group exhibition at Metalurge in Toronto, which showcased his expertise in the decorative form. He has taught at Niagara College, York University, Toronto Teacher's College, and the Haliburton School of Art + Design, and served on the executive of the Metal Arts Guild of Canada for seven years. In 2008 he was published in 500 Metal Vessels. In 2010 he had an exhibition with Susan Watson Ellis at the Ontario Craft Council Gallery, and Jeffrey and Susan created the window display for the Guild Show during the 2010 Film Festival. www.silversmith.ca

Teena Jennings is a recently retired faculty member from the Fine Arts Department at the University of Akron in Ohio, where she taught many courses related to the history and design of textiles. She has returned to Canada and is now fully committed to the use of natural dyes in her home studio, with indigo chief among them.

NEW! **Grethe Jensen** is an experimental painter and arts educator. A fascination with people and a curiosity about the world fuels her artwork. People are complex and finding ways to express their moods and feelings fascinates her. A desire to play with colour, initially brought her to painting 20 years ago. More recently she has been exploring the unique language that is inherent in colour. Grethe has been creating and delivering her own experimental painting classes, both on-line and in person at Gerard Art Space, Cedar Ridge Gallery and at various art groups for many years. Teaching others and encouraging camaraderie among artists is something that she takes great pleasure in.

Martha Johnson graduated from the University of Guelph with an Honours BFA, attended Arts Sake in Toronto, and was mentored by Tom Hodgson (Painter's Eleven). She has been instructing all skill levels of painting and drawing over 25 years at Avenue Road Arts School in Toronto and leads outdoor painting workshops at various locations including Algonquin Park, Grand Manan NB, Provence France, and Union Island in the Caribbean. She has her own teaching platform specializing in short museum-based workshops and a mentoring program titled Mastering for students with an existing art practice. Her work is held in public, corporate and private collections worldwide and has sold in Waddington's Concrete Sale. Martha's work investigates the strata in subject matter, and her practice is profoundly affected by local environment, history and legend. Current figurative imagery references transition, transformation, androgyny and perception. She is known for painting on unusual surfaces, a result of having spent many years designing sets and costumes for theatre and film. Her 2017 solo exhibition, Shadow Red, included works crafted on vintage and antique woollen blankets illustrating a deep family connection to the Tom Thomson mystery. Important ongoing bodies of work Survey The Valley and Kent Island and the Albatross, encounter cohabitation of urban and rural wildlife with human encroachment. Martha is currently represented by Art Interiors in Toronto. marthajohnson.ca #highpinespainter

Ralph Johnston learned to weave in his teens and has his Honours Associateship in Textile Design from the Scottish College of Textiles. He is the co-author of *Sashes, Straps and Bands*, a book on weaving warp-faced twill bands. An experience instructor, he teaches a wide variety of weaving, but among his current interests are ceintures flechees (traditional voyageur sashes), loom maintenance. He is also a musician, composer and choir director.

Gord Jones is a watercolour artist residing in the Algonquin Highlands. The surrounding landscape in Haliburton is a great source of inspiration for most of his paintings. He interprets the essence of his chosen subject rather than producing detailed likenesses of actual places. Watercolour allows Gord to transfer the light and shadow that he photographs in real life to the painting. With a fluidity of colours, Gord combines impressionistic strokes and semi-abstract techniques to elicit memories of place and time in his transparent watercolour landscapes. Gord is an elected member of the CSPWC and the SCA.

NEW! **Sarah Jowett** is a graduate of OCAD obtaining her BFA in Drawing and Painting as well as a Bachelor of Education from Trent University. Sarah has spent the last 16 years teaching at a variety of institutes, most notably; Front Centre Institute, TLDSB, Compass ELC, and the Minden Hills Cultural Centre. Sarah's artistic journey is heavily influenced by nature and the Haliburton Highlands landscape around her. Working as an educator with children, Sarah has enhanced her passion for art through the context of supporting children's creativity. These experiences have honed her ability to support diverse learners and ensure that all children are able to follow their passions and curiosities while in her program.

Shannon Kennedy has been exploring the cutting edge of design using digital manufacturing technologies like 3D printing for years, integrating the skills of the craft artist and the technologies of manufacturing. 3D modelling, rapid prototyping, and 3D printing advanced techniques have created a new way for her to realize her designs as a jeweller. She graduated in 1996 from the Ontario College of Art and Design and furthered her jewellery making skills by attending George Brown College's Jewellery Art Program. She is an award-winning designer, a Saul Bell finalist, and published PMC artist. In recognition of her PMC work, she was invited to give a PMC demonstration at the SNAG Conference in Toronto, 2013. Shannon is a passionate instructor at several colleges and galleries, as well as at her studio. She and her partner are currently running their own jewellery business, Cynosure Jewelry. www.cynosure-jewelry.com

Kim-Lee Kho is a multidisciplinary artist and former designer with a family of scientists and artists that have influenced her work. In 2016 and 2018 she was a featured artist in the In Situ arts festivals in Mississauga, with multimedia installations and live performances. Kim has participated nationally in exhibitions, residencies, and mentorships and had two major solo exhibitions in Toronto in 2019. A popular and knowledgeable arts instructor, she teaches at Neilson Park Creative Centre in Etobicoke, while also teaching, presenting, critiquing, demonstrating, and jurying exhibitions at the invitation of art groups in Ontario. www.kimleekho.ca

Sharon Kirsh is an award-winning artist who creates captivating dreamlike intricately layered paintings using hand-made papers, printing techniques, fabric, stitching, paint and found objects. A background in adult education and interior design provides her with insight into communicating about our shared humanity through the language of design. Sharon's dedication to her craft have garnered recognition within the artistic community. In 2018, she received the prestigious Emerging Creative Talent award from the City of Richmond Hill and was honored with the Best in Painting

award at the Don Mills Centre Art Square Show in Toronto and an Honourable Mention at Neilson Park's Impact 2023. Her work is proudly represented by Koymann Galleries in Ottawa, and she currently serves on the executive of the Artists Coop Richmond Hill. Sharon's teaching philosophy focuses on nurturing artistic skills while fostering a spirit of adventurous exploration and joy.

Rebecca Lamperd has been spinning since 1995 and now finds herself raising a small flock of Shetland sheep. She especially enjoys spindle spinning and is rarely without a spindle and fibre in her hands or her bag, ready to spin.

Julia Lee is a graduate of the 1994-2000 OHS Spinning Certificate Program at the Haliburton School of Art + Design and now coordinates and instructs in the course. Through her Toronto business, Provenance Yarns and Textiles, she teaches spinning and creates custom yarns and knits. When designing her textiles, Julia uses Ontario-grown natural fibres to create attractive garments or knitted tapestries. She likes her pieces to be noticed, while being practical, durable, and ethical. Julia is currently OHS Spinning Education Chair, Executive member of the Toronto Guild of Spinners and Weavers, and a member of the Upper Canada Fibreshed.

Tracey Lee Green is a Haliburton based Métis nature artist whose work focuses on her love and respect for the natural world. Tracey works in acrylic paint on Yupo paper, and relies on white space, line work and transparent colour to create her dynamic pieces. Tracey pushes the boundaries of her mediums, using both abstraction and representational imagery. She has created a unique style which has won her numerous awards. Her work has been featured on television, magazines and is collected around the world. www.traceyleegreen.com

Linda Lee Purvis is a multi-media artist, teacher/facilitator, coach, and meditation advocate. She has designed work for television, magazines, and art galleries, including the Art Gallery of Ontario, and has work in private collections around the globe. Her passions are deeply rooted in the natural world, and she infuses elements of nature in much of her work – which in addition to art, extends to the use of botanicals and sound frequencies. She has growing recognition for her soundscape group facilitation in acoustically rich historic buildings north of Toronto – barns, an historic train station, and open-air venues, including her Woodland Studio near Uxbridge. She innovates methods to summon the power of nature for those that experience 'nature-deficit' living, and facilitates programs to assist individuals in defining and aligning their personal goals with authenticity through art, nature, and sound, for stress reduction, personal expression, and body/mind/spirit wellness. www.synergylifearts.com

Jane Lewis has been leading vocal groups since 2008, from "finding your voice" and "how to sing harmony by ear" workshops to various choirs, Circle Singing, and community singing events. She has been studying improvisational singing with Rhiannon, and during the pandemic, attending Musica do Circulo music improv training workshops online. As a singer-songwriter, she is often compared to Carole King, playing piano-based music that draws on her strength as a lyricist and singer. She performs most often with the folk duo Gathering Sparks (with Eve Goldberg), nominated for a 2014 Canadian Folk Music Award for Vocal Group of the Year. Jane has released two solo recordings, and Gathering Sparks released their newest album on Borealis Records in September 2019. www.janelewis.ca

NEW! **Tara Love** connects with her natural surroundings to create relaxed, functional stoneware pottery in the heart of Dorset, Ontario. She began her full-time commitment to clay shortly after completing her studies at NSCADU in Halifax. She moved from her hometown of Toronto to Dorset in 2007 to open her studio and gallery, Love Pottery. Tara's love of travel has inspired clay creative projects in India, Vietnam, Indonesia, Colorado, Guatemala and more. Although she has exhibited her work at various venues, her favourite place to exhibit her work is exactly where she makes it. Love Pottery Gallery is open seasonally and pottery production in the studio continues year-round.

Sandi Luck's formal education includes a Diploma of Fine Arts, BA (Psychology), Textile Surface Design, Interior Design and Sustainable Building Design certificates. She worked for many years in architectural and graphic design and, more recently, was a founding member of The Art Hive Maple Lake Artisans Collective. Sandi is currently working with wearables that incorporate multiple layers of vibrant colour and hand embellishment and exploring the wonderful world of nuno felt. She is a featured artist in the books *World Wide Colours of Felt* published in the Netherlands and *The Artists of Algonquin*. www.sandiluck.com

NEW! **Kerry Hicks** experimented with different mediums throughout her life, including painting, drawing, knitting, embroidery and crocheting. She discovered the art of cold connection jewellery making in 2001 and began making chain maille and wire wrapped jewellery. For several years she learned the art of tattooing, earning a professional apprenticeship while working at several shops. In 2016, she took the Jewellery Essentials Certificate program at Haliburton School of Art + Design. Her studio-based business, Eye Spot Silver Works is in Cobourg where she designs and fabricates jewellery based on specific needs of clients. When not in her studio, she enjoys spending time with her five children, spending time in nature with her three dogs and travelling the world when she can.

NEW! **Brenna MacCrimmon** took up the ukulele in 2009 and now rarely leaves home without it. Her musical adventures began over 30 years ago when she set out to study the music of Turkey and the Balkans. Since that time she has performed in Turkey and abroad with Selim Sesler (trad Turkish Gypsy), Muammer Ketencoglu (trad Balkan) and psychedelic Turkish rock group Baba Zula, as well as numerous ensembles in the US and Canada. She has also toured Europe with Balkan beat DJ Shantel and the Bucovina Club Orkestra. Brenna has recorded with the above musicians and has appeared as a guest on many albums and film soundtracks in Canada, the US, and Europe. In 2010, she found herself in Moscow as a member of the cast of *Bobble with Bobby McFerrin*. More recently in Toronto, she performs with Juno and CFMA nominated Turkwaz, sings with ragtime pianist Bill Westcott and runs regular ukulele sessions in her downtown studio. During the pandemic, she has been a frequent guest artist with Mabellearts, delivering community arts programs online for newcomers, and has been learning the practical aspects of Turkish shadow puppetry. www.greengoatmusic.ca

NEW! **Janet Macpherson** is a ceramic artist based in Hamilton, Ontario, and teaches part-time at Sheridan College in Oakville. She studied ceramics at Sheridan College and received her MFA from The Ohio State University in 2010. Janet has exhibited her work widely in Canada and the United States, notably at The George R. Gardiner Museum of Ceramic Art in Toronto, and the J. Paul Getty Museum in Los Angeles. She was an artist in residence at Harbourfront Centre (Toronto)

and Zentrum für Keramik (Berlin), and has been the recipient of many grants from Ontario Arts Council and Canada Council for the Arts. In 2013 Janet received the Winifred Shantz Award for Ceramics, presented by the Canadian Clay and Glass Gallery.

Denise Magloughlen is a fibre artist and metalsmith with a long-standing desire to create. She has explored several different mediums and has been creating felted wearables and home decor since 2012. Denise has studied felting techniques and design in Hungary with some of Hungary's most well-known felting artists. She has completed several classes at Haliburton School of Art + Design over the past 30 years and is an honours graduate of the Jewellery Essentials program.

NEW! **Terrill Maguire** is an award-winning choreographer, dancer and educator. She has danced in the UK, Ireland, and France. Her work has been presented in theatres large and small, on television and film; in trees and forests; fountains, galleries, city streets and historical sites, among other places. She has long committed to engaging people of all ages in creative interactions through community arts initiatives; as with her Inde Festivals of New Music/Dance, nurturing collaborations between artists of different disciplines. In addition to numerous arts education initiatives in schools and communities, she has been a sessional faculty member of York University's Dance Department since 2002. A recipient of various awards, commissions, grants and residencies; in November 2022 she was awarded the Robert Johnston/Canadian Artists Network's Visionary Artist Award.

Sheila Mahut has been a glass artist and educator for over 30 years. She has exhibited internationally and successfully developed many blown and sculptural glass series. Teaching in the full-time program at Sheridan College for 18 years and at the Corning Studio at the Corning Museum of Glass, she has a diverse repertoire of skills and techniques in both kiln-formed and blown glass. In 2019 Sheila completed an MFA at the Alberta University of the Arts. She is known as an enthusiastic instructor who encourages her students to explore the joy of creating with glass.

Janine Marson is a graduate of the Design Art Program at Georgian College and received a BFA from the University of Guelph. Her 30-year career has established a strong sense of direction, garnered several exhibitions and awards, and has provided the opportunity to influence hundreds of students with her calm, encouraging spirit. Janine loves to inspire others with art, teaching private art lessons in person and online via ZOOM. A trained, professional picture framer, she has provided her services with a keen eye for colour and design for over 25 years. Her commission work includes painting on a canoe for the Huntsville Festival of the Arts, and painting a paddle for the Algonquin Outfitters Paddle Art Contest. She is one of the muralists for The Group of Seven Outdoor Gallery in Huntsville and has painted six murals to date. Janine received a Woman of Distinction Award for Arts, Culture & Creativity in 2018. www.janinemarson.com

Helen McCusker is a graduate of the Sheridan College Illustration Program and has been a practicing artist for more than 40 years. A member of the Etobicoke Art Group, she has work in private collections, and exhibits in solo, juried and group exhibitions. For over 20 years, Helen has taught art classes throughout the GTA, specializing in drawing, figure drawing and painting, portraiture, and paper sculpture. Helen's teaching is based on a solid understanding of drawing and design principles and personal attention to each student. She is enthusiastic about helping students discover their potential and encouraging artistic exploration. eaglewoodstudios.blogspot.ca Facebook – Helen McCusker Artist Instagram – @helen.mccusker

NEW! **Aly (Joy-Lily) McDonald** is a black-biracial acrylic painter and visual artist navigating emotions, bodily autonomy and bodily integrity through art. She describes her work as contemporary nude expressionism. Using vibrant and bold acrylic colours, Aly strives to express that even when a body is in a vulnerable state of nudity every individual's body is their own. Nudity isn't inherently sexual. Aly graduated Fleming College – Haliburton School of Art and Design in 2019 with their Visual and Creative Arts Diploma, and a certificate in Painting and Drawing.

alyjoylilymcdonald.wixsite.com/ajlyartistry
linktr.ee/AJLYArtistry

Lesley McNally earned her Bachelor of Design Honours Degree in Ceramics and Printmaking at Duncan of Jordanstone, Dundee University in Scotland. Her artistic journey began managing Pitlochry Pottery in the highlands of Scotland followed by creating ceramic props for the film industry and decorative ceramics for galleries throughout the UK. In 2004, Lesley embarked on a new chapter by immigrating to Canada, where she established her studio practice in Cookstown, Ontario. Here, she delved deeper into her craft, honing her skills in unique stretched slab forms, paperclay techniques, hand building and captivating surface treatments. Leveraging her knowledge in printmaking, she infused her ideas onto clay creating highly tactile surfaces, using slips and underglazes. She has taught her techniques at various ceramic educational institutions and has recently began teaching online workshops. Lesley is the recipient of numerous prestigious awards and grants and continues to exhibit nationally and internationally.

Maureen McKay studied concert harp with Judy Loman and Marie Lorcini and was harpist with the North York Symphony. She is a faculty member at the Royal Conservatory of Music, where she has taught classical and Celtic harp full-time since 1980. Since 1993 she has been a harp examiner for the RCM and was senior contributor for the 2009 (current) Syllabus, which establishes grade level requirements for harp students throughout Canada. Maureen developed the Celtic harp program at the Gaelic College in Cape Breton where she taught for many years. She applies her MSc (Human Physiology, U. of T.) to bring the added dimension of ergonomic awareness to harp playing, incorporating injury prevention with skill development. Maureen enjoys working with students of all ages and levels of harp playing. www.clarsach.ca

Joan McKenzie is a member of the Etobicoke Handweavers and Spinners, and practices many techniques: spinning, weaving, dyeing, felting, knitting, rug hooking, crocheting, tatting and various forms of needlework. She's been spinning since 2007 and in 2017 finished the Ontario Handweavers and Spinners (OHS) spinning education program and was awarded a Certificate of Excellence. Currently she is working on her Master Spinner program. Joan has expanded her fibre knowledge through courses in Ireland and in Vancouver, BC with the Maiwa Textile Symposium. Of particular interest to her, is natural plant dyeing. Joan has participated in several shows including the Ontario Handweavers & Spinners Conference Guild Displays.

NEW! **Emily McPherson** is a teacher, conductor and performer from Napanee, ON. She holds a Bachelor and Master's degree in Piano Performance from the University of Ottawa. She has featured as a soprano soloist with the Capital Chamber Choir, with whom she was a founding chorister. Emily has been the accompanist and conductor of the Antigonish Choral Ensemble (N.S.) as well as the assistant conductor for the Nova Scotia Children's Choir Camps. In 2015, Emily founded the Kingston Youth Choir. She has been a collaborative pianist with Queen's University and maintains a busy piano teaching

studio. Emily is the Co-Conductor of the "She Sings!" Women's Choir, leads the Medio ensemble of the Cantabile Choirs (Kingston) and is Assistant Conductor with the Kingston Choral Society. In earlier years, she was a student of former Creative Choral II instructor, Andy Rush and they continue to collaborate to this day.

NEW! **Liz Menard** is a printmaker, book artist and arts educator. Liz's work reflects her curiosity about our relationship to nature, how it shapes our sense of place and reflects us as a society and as individuals. Her work has been shown in solo and group exhibitions across Canada the US, Europe and Asia. It is held in public, private and corporate collections. Artist Residencies include: Paper & Book Intensive (Ox-Bow School of the Arts, Michigan), Playa, (Oregon), Atelier Circulaire (Montreal), Engramme (Quebec City) and Capileira (Spain). Liz was awarded the Nick Novak Fellowship and Hexagon Special Project Fellowship (Open Studio, Toronto). Liz's work has received many awards including Toronto Outdoor Art (Best in Printmaking) and Ontario Society of Artist (Best in Show and Juror's Choice). Liz received two First Place Awards in the Quest National Juried Exhibition and Grow-Up (Gladstone Hotel) for her print-based installation Roosting Monarchs.

Margot Miller, recipient of a Design Canada Award, is an Honours Graduate of the Ontario College of Art and Design University, (College Medal Winner) and a graduate the Ecotourism Management Program at Fleming College. She has exhibited at numerous galleries and shows including the Art Gallery of Ontario, the National Film Board of Canada, and the Ontario Crafts Council. As a lecturer and instructor in the arts and the business of art, she has taught at Sheridan College, St. Lawrence College, Queen's University and Fleming College. For many years Margot has taught workshops, designed and sold printed clothing, yardage, floor cloths and furniture from her shop and studio. In 2018 she was awarded her second Township Community Grant to fund the Rockport Spring Art Fair and Dry-Stone Wall Event-Celebrating Contemporary and Traditional Heritage Arts. Her work has sold in shows and stores in Canada and the US. She has travelled extensively in the Far East, documenting traditional textile techniques, and has worked as a designer for a British and Canadian company in India. Recently she has organized cultural walking tours, titled "Walk the Walls" to destinations such as Scotland (Mull, Iona, Orkneys), Ireland, England, Mallorca and Menorca with the organization Dry Stone Walls Across Canada.

Elise Muller has been sculpting stone since 2001 and her large public sculptures can be found in Dorset, Fergus, and Kingsbrae Garden. Elise's granite sculpture 'Attunement' won the 2018/9 Canadian Sculpture Competition at Kingsbrae Garden in St. Andrews, NB. Elise has been teaching stone carving to both adults and children for 19 years, and enjoys nurturing her students' individual creativity. Elise lives and works at Stone Tree Studio in Muskoka with her partner, furniture maker Cirvan Hamilton. www.stonetreestudio.ca

Ken Murray is a novelist, playwright, short story writer, and essayist. In 2015, Globe and Mail called Ken's novel, Eulogy, a "powerful, poignant debut." In 2017, Ken's adaptation of his short story The Exception was performed at the Roy Bonisteel Studio in the Old Church Theatre. His work has appeared in Prairie Fire, Globe and Mail, Mendacity Review, Brooklyn Rail, Ottawa Citizen, Canadian Business, and Maclean's. Since 2009, he has taught creative writing at the University of Toronto, School of Continuing Studies and has taught at Haliburton School of Art & Design since 2014. While earning his MFA at The New School in New York City, Ken also trained as a teaching artist with Community Word Project and taught with the organization Poets House. www.kenmurray.ca

Paula Murray is an award-winning ceramic artist from Meech Lake, Quebec. Inspiration is drawn from her close relationship with nature, and the forces at play on one's physical and spiritual being. Drawn to the elemental qualities of ceramic materials and processes, the heart of her practice is about transformation. Elected into the International Academy of Ceramics (2017) she exhibits locally, nationally and internationally. Museums in Canada, Italy, Korea, Taiwan, Romania, and China collect her work. Recent exhibitions include *Révélations*, Paris, the Biennale internationale du lin de Portneuf, Québec and winning the Kito Prize in the Jingdezhen International Ceramic Biennale, China. www.paulamurray.ca

NEW! **Cathleen Nicholson** graduated from the Sheridan College School of Craft and Design in 1997, then continued with a multi-year residency in the legendary ceramic studio. Beginning as a teaching assistant at Sheridan she then began teaching throughout the full-time ceramic program. Cathleen continues to teach intermediate throwing and atmospheric firing class at Sheridan College.

NEW! **Gavin North** began improvising and acting at age 11 with Montreal youth theatre and has been performing ever since. A founder of Taste That: The County's Artisanal Comedy Troupe (PEC), Gavin is currently one half of Short Attention Spa, a duo who draw on improv, sketch and stand-up to deliver smart comedy and unexpected laughs. A stand-up comedian, musician and beekeeper, he teaches improv classes for The ROC Youth Centre, Prince Edward County Arts Lab and The County Comedy Project. Gavin runs improv drop-in classes in Picton and coaches improv techniques for personal relationships, professional advancement and team building.

Charles O'Neil is a full-time artist with a wide range of interests and a long affiliation with the Haliburton School of Art + Design. With a background in drawing and painting, in the late 1990's he became interested in sculpting. Working primarily in metal wire, his work is now featured in galleries across the country as well as internationally. Charles has earned a certificate in Artist Blacksmithing and a Diploma in Visual and Creative Arts from Fleming College's Haliburton School of Art + Design. As a faculty member since 1997, he teaches several adult courses in wire sculpture, drawing, and painting. Charles' work can be found in both private and corporate collections and has recently had work purchased by the federal government of Canada as gifts for international leaders. Public works can be viewed at Pearson International Airport's Terminal #3, The Design Firm of Southfield Michigan, the Stuart Weitzman Collection of New York, and the Haliburton Sculpture Forest. He was honoured as the Artist of Distinction through the Haliburton Highlands Arts Council in 2008.

Sam Paonessa is a professional artist with a creative career spanning over 35 years. Upon graduation from the Ontario College of Art, he worked as an illustrator for one of Canada's largest commercial art studios, TDF Artists, and subsequently joined Hallmark Cards Canada in roles of illustrator and later, art director. Widely exhibited and awarded, Sam has gained the attention of both corporate and private fine art collectors across North America and abroad. The Museo di Cultura in Pescara, Italy has one of his landscape paintings in its permanent collection. His coin design, Canadian Icons, was selected as a finalist for the Royal Canadian Mint 2017 150th Collection commemorating Canada's anniversary as a nation. Sam also has category awards for his paintings from a Plein Air magazine competition. His popularity for teaching workshops continues to grow across Ontario. www.sampaonessa.com

Stephanie Park is a certified educator with the Ontario College of Teachers. She first fell in love with ceramics at HSAD and completed the Ceramics Certificate Program in 2017. In addition to sharing her love of ceramics with students of all ages, she continues to work as a ceramic artist, creating original wheel-thrown and handbuilt pottery inspired by the natural world.

Rose Pearson earned her Bachelor of Fine Arts degree from York University, majoring in painting and drawing. She went on to receive her education degree and has over 30 years of experience teaching art in both the public school system in Alberta and Ontario, privately from her studio in Haliburton County and for the Haliburton School of Art + Design. Rose is the coordinator of the Visual and Creative Arts diploma at Fleming College. In addition to creating bodies of work for public gallery exhibitions, she is a member of the Haliburton Highlands Studio Tour. www.rosepearson.com

René Petitjean has been a maker of objects for more than 40 years. After attending Sheridan College, he bought Robin Hopper's Hillsdale, Ontario studio in 1975 and began a reduction-fired line of pottery, selling to stores throughout North America. Moving to Creemore in 1979, the business expanded to include a selection of salt-glazed pottery sold under the Bowerman's Hollow logo. In the late 1980's Rene developed a fascination for wrought iron, and eventually left the ceramics field and began to design and build architectural iron. Many of his projects have been large in scope and have taken over a year to complete. Currently, he takes commissions from selected architects, builders and interior designers. In 1998 he assisted with the design of the Haliburton School of Art + Design's Artist Blacksmith Certificate Program, of which he is a faculty member. Rene also teaches in the Ceramics Certificate Program. www.renepetitjean.com

NEW! **Sara Petroff** has degrees in both Visual Fine Arts and Interior Design. She has served as the curator and artistic director of Toronto's prominent Petroff Gallery for over 20 years. In 2013, Sara sold the gallery to establish Petroff Design, a thriving interior design and art consulting practice with the intent of striking a balance between her day job in front of the computer and her dream job in the studio, hands dirty, pushing the medium and creating something from nothing. Drawn to rescuing traces of time on memory-filled papers, Sara's mixed media sculptural collages reframe obsolete ephemera in a new light. Sara has been long been an arts advocate and invited speaker at art schools, galleries and shows, serving on advisory committees, including the board of the Women's Art Association of Canada. Recently, her works have received awards for Best in Show and Peoples Choice at the Artist's Network Outdoor Exhibition. Sara is an elected member of the Society of Canadian Artists.

Joyce Pruyers-Emmink is an accomplished fibre artist and glass artist. Graduating from Brock University with degrees in Arts and Education, she has enjoyed a long career as teacher and consultant with TLDSB. Joyce's love for sewing started as a young child beginning with clothing to traditional quilting and abstract fibre art. Joyce has broadened her skills through explorations in felting, fused and stained glass, jewelry making, and wirework. Joyce participates in art festivals, as well as co-chairs The Studio Tour – Haliburton Highlands. She enjoys teaching at her studio, Ivy Cottage, providing a vibrant space where she strives to encourage others to explore their own creative path.

NEW! **Shannon Quigley** specializes in hand embroidery and loves making things by hand. She started Creative Confidence in 2024, offering embroidery kits and workshops that encourage people to have fun, connect with others, and feel good. She has an MA in Art Gallery & Museum Studies from the University of Manchester and spent 10 years running

educational programs in museums and galleries before shifting to embroidery. She is currently studying remotely with the Royal School of Needlework, working on a Certificate in Technical Hand Embroidery. Find out more on Instagram @shannon.quigley.x and www.creativeconfidence.ca

Stephanie Rayner is an artist, printmaker, international lecturer, art educator, and captivating storyteller. Her artworks, shown widely and collected by major art museums, deal with themes and issues relating to spirituality and science. In May of 2009 Stephanie was in China at the invitation of the Luxun Academy of Fine Arts, China's foremost art school, to teach the professors and select post-doctoral students watercolour printmaking and a special course on universal meaning in the arts. She was also invited to give lectures on her artwork in several universities throughout mainland China. In November 2009, the Maine College of Art (Portland, Maine) did a special month long gallery show 'First Impressions' of Stephanie's and her students' watercolour monoprint works. Her latest artwork, the 30-foot-long Boat of Eternal Return, was highlighted on the cover of the winter edition of Exile ELQ Arts & Literary Magazine. ELQ also did an essay for the magazine and a YouTube video on Stephanie and the creation of the boat. The Boat of Eternal Return ran as a four-month-long solo show at PAMA, and the same year Stephanie was awarded The Ashley Fellowship by Trent University. She is the first visual artist to receive this award. Stephanie's ability to inspire creative responses within the individual takes her teaching well beyond technique and into the very heart of the art process. Youtube: ELQ Stephanie Rayner

NEW! **Anna Redish** has a background in textiles and design and teaches Art Journaling online and in person to groups of adults and teens. Drawing from her experience and training, Anna's focus is on encouraging exploration, and creating safe spaces for people to take risks in their art making.

Kelsey Redman is an interdisciplinary artist who lives and works in West Guilford, Ontario. In September of 2011, she began seven years of full-time studies at Haliburton School of Art and Design. In 2012, she earned her Visual and Creative Arts Diploma which was followed by a certificate in each of the following: Fibre Arts, Sculpture, Ceramics, Glassblowing, Artist Blacksmithing, Jewellery Essentials, Photo Arts, Digital Image Design, Moving Image Design, and Drawing and Painting Fundamentals. Lastly, in April 2018 she graduated from the Integrated Design Diploma. Kelsey strives to integrate her multidisciplinary skills and knowledge with her passion for gardening, food, music and community into one sustainable creative practice.

Rebecca Reynolds achieved her BFA from Concordia University, and her teaching degree from Nipissing University, in addition to earning her Expressive Arts Certificate at Fleming College. Rebecca's paintings, drawings and installation works currently focus on colour, texture and layering, and are inspired by the spontaneity and playfulness of children's gestures. Her creative, engaging and dynamic teaching style has been honed through more than 20 years of experience instructing children of all ages in such settings as camps, theatres, museums, libraries, cruise ships and classrooms. @rebeccareynoldsart

NEW! **Jamie Richards** is a Toronto-born artist and game developer with over 20 years of professional and teaching experience. As the son of Canadian artist Phil Richards, Jamie grew up in an unusually creative home environment where he developed a passion for drawing, painting and sculpture. After completing a degree in Classics at the University of Toronto, Jamie pivoted and earned a diploma in computer graphics and animation from Centennial College. Since then, he has worked in the fields of special effects, digital animation,

graphic design and video game development, both as a studio professional and educator. He currently teaches game art at George Brown College in Toronto and Durham College in Oshawa and works as a traditional painter and sculptor out of his home in Omemee, Ontario.

Nick Russell holds an Honours Degree in Music and also studied the art of guitar-making with Master Luthier Sergei De Jonge, designing and constructing a concert classical guitar under his tutelage. As a professional guitarist and music educator, Nick's musical style and knowledge spans genres, but his current exploration as a guitarist lies at the intersection of acoustic music, classic and contemporary jazz, and progressive rock. In recent years he has expanded his freelancing to include work as a composer (Dusk Dances Dance Festival, Arts Bournemouth University) and as a studio musician (Metalworks Studios, Escarpment Sound, Deschamps Studio). Numerous studio projects he has worked on have aired on national radio (CBC, Jazz FM, CFRU) and international television. Nick is officially endorsed by Godin Guitars (CAD) and Keeley Electronics (US). His most recent music release, ARCHTOP, was recorded on a 1949 Gibson L-7 Archtop guitar in 2021 and can be heard on all major streaming platforms as well as on his official website www.nicholasrussell.ca

Linda Rutenberg has worked as a fine art photographer for over 30 years. She has a BFA in film and music and an MFA in Photography from Concordia University in Montreal Quebec. She teaches, lectures and creates photographic series, which evolve into books and exhibitions and has published over 15 publications. In addition to her artistic work, she has owned and run a darkroom rental facility and a photography gallery. Currently Linda teaches and lectures young artists, mentoring them to bridge the gap between art and business. Her fine art work has been exhibited internationally. Her series Urban Visions, One Island – Many Cities, Mont Royal, The Spiritual Landscape and The Garden at Night, After Midnight and The English Garden at Night, as well as her latest work, The Gaspé Peninsula, are all explorations of the relationship between the environment and its people. Her current work explores the Negev desert and is called The Land Whispers.

Kirei Samuel's fascination with glass started purely by accident 25 years ago, when a friend gave her some scrap glass. For many years she travelled the Ontario art and craft show circuit and then, in 2009 she opened her studio/gallery which houses her one-of-a-kind pieces in jewellery, plates, bowls and artwork. In 2019 Kirei designed 550 pendants for the Women's Half Marathon in Wellington, ON. She also designed and built the bases for the pewter sculptures for the Dora Mavor Moore Awards for Toronto's annual theatre, dance and opera. She is happy to continue the Dora Award bases commission in 2023. Kirei has been a member of the PEC Studio Tour for the last 14 years. www.lalalandglassstudio.com

NEW! **Joel Saunders** is a fingerstyle guitarist and singer/songwriter with a music degree from the University of Guelph. Establishing himself as a standout musician both locally and amongst the international online guitar community, his fingerstyle technique, jazz training and pop sensibilities have manifested into explorative originals and a repertoire of covers that spans nearly a century. Joel has placed in the Canadian International Fingerstyle Competition and has been a recipient of an Ontario Arts Grant for music composition. Featured on several blogs and podcasts, Joel has released two albums and several singles of original music. He currently performs throughout the GTA as a solo musician and with several ensembles, teaches online, and does audio and video production work from his home studio in Guelph Ontario.

Clelia Scala has been animating the intimate since she can remember. She is a visual artist whose work includes mask and puppet design, installations, collage and illustration. Her explorations into the fantastic and uncanny stem from a lifelong engagement with tales and myths and her interest in the theme of human interaction with the natural world. Clelia has studied puppet design and performance at the Humber Puppetry Intensive with CLUNK and the Puppet mongers, at the New England Puppet Intensive with David Lane, and at the Eugene O'Neill Theatre Centre with Alice Gottschalk and Jim Napoletano. As a designer and fabricator for theatre, Clelia has worked with a variety of theatre companies and organizations, such as Carousel Players, the Calliope Collective, Guilty by Association, Lemon Bucket Orchestra, Odyssey Theatre, Suitcase in Point, University of Missouri-St Louis Opera Theatre, Yale University, and Zacadia Circus. Sometimes, she puppeteers. Clelia teaches theatre, mask, puppet, and prop design in the Dan School of Drama and Music at Queen's University. You can read more about her work at www.clelia.ca.

Stephanie Schirm began her career as a fashion designer. While designing in the Toronto fashion district, she created several illustrations for catalogues, storyboards, and advertisements for current Canadian designers. Stephanie eventually left the fashion industry, graduated from OCADU in Communication and Design, and entered the Liturgical design world. She established Labyrinth Studios Inc., designing and manufacturing religious garments and sanctuary décor for churches across Canada and the US. Her passion for the figurative in drawing, painting, and designing led her to share her knowledge through continuing education in Guelph, Fashion Illustration at Mohawk College, and various establishments throughout the GTA. Stephanie is a member of the Portrait Society of Canada, Society of Canadian Artists, and Ontario Society of Artists. www.stephanieschirm.com

NEW! Kat Schouten (they/them) is a queer non-binary design researcher and artist. They graduated from the Integrated Design Diploma Program with a certificate in Drawing and Painting from Fleming College. While their design practice is focused on sharp logic and strategic decision-making, their art practice softly rebels against those structures. Through deeply repetitive abstract mark-making and line work, they oscillate between different analog and digital mediums to produce imagery that is bold, graphic and bright.

Daniel Scott Tysdal is a writer, filmmaker, and teacher. His works include the short story collection *Wave Forms* and *Doom Scrolls* (Wolsak and Wynn), the poetry textbook *The Writing Moment: A Practical Guide to Creating Poems* (Oxford University Press), and the TEDx talk, "Everything You Need to Write a Poem (and How It Can Save a Life)." His short films have screened at festivals internationally and his fourth poetry collection, *The End Is in the Middle: Mad Fold-In Poems*, was published by icehouse poetry in 2022. He teaches at the University of Toronto Scarborough. www.danielscotttysdal.com

Marta Scythes is a medical illustrator, researcher and educator. Her work has been published by Harrowsmith Magazine, Simon & Schuster and Harper Collins (New York). McClelland & Stewart featured her illustrations in their best-selling UP NORTH nature series as well as in *The Canadian Encyclopedia*. Marta holds a Masters of Science in Biomedical Communications from the University of Toronto and Masters of Design from OCADU. She is currently collaborating with Queen's University and Providence Care Hospital in Kingston, designing and implementing strategies for stroke rehabilitation.

NEW! Jennifer Sharp is a guide on journey of self-discovery through storytelling. She has published both poetry and stories for middle graders. Her passion extends beyond the written word, as she brings a unique blend of expertise to her courses. As a certified Mindfulness instructor, she empowers her students to navigate the complexities of their narratives with purpose and authenticity. Jen is a mother of two grown children and a lover of travel and mint chocolate.

NEW! Jonathan (Jon) Sharp (they/them) is an artist, blacksmith, glassblower and leaded stained glass craftsman. They completed specialty certificates in artist blacksmithing and glassblowing at Fleming College, Haliburton School of Art + Design. A retired Canadian Armed Forces paramedic and instructor with more than 15 years of service, their art is an examination of memory and trauma as reflection of their personal history with PTSD. They are based in Kingston and can be easily reached on Instagram @forgeandglory.

Brad Sherwood began working with glass as a student at OCAD University. Upon graduating in 1994 with a diploma in sculpture, he received an artist residency in the Glass Studio at Harbourfront Centre. He continues to develop his unique tools and methods for glass forming. Brad worked for several years as a scientific/industrial glassblower and has incorporated that knowledge into his art. He teaches Flameworking, Introduction to Hot Glass and Three Dimensional Design at Sheridan College. Also, Brad continues his love for fencing and archery while coaching for the City of Guelph.

Beth Showalter completed the Ontario Handweavers and Spinners Spinning Certificate Program in 2014 with distinction and is now an instructor in the program. She is a spinner who enjoys experimenting, sharing ideas, learning new techniques and following spinning tangents. www.bethshowalter.ca

NEW! Lisa Skog is a former university researcher turned full-time ceramicist who has been working with clay for over thirty years. Her ceramics studies began at Mohawk College but expanded to include numerous specialized courses and workshops throughout North America. A research background has allowed her to pursue glaze development and unique firing techniques. Captivated by corroded and decaying surfaces- rusted metal, deteriorating buildings, rotting wood, worn paint, old shipping containers...much of her work has involved raku and wood firing as an aid to replicating the essence of these surfaces. Her work has been collected nationally and internationally and has received awards at various exhibitions. She is co-owner of a successful gallery in Jordan, Ontario. Lisa's work has been published in the books: *500 Prints on Clay: An Inspiring Collection of Image Transfer Work* and *500 Raku: Bold Explorations of a Dynamic Ceramics Technique*.

Naomi Smith is an Indigenous Artist, Maker and Educator from the Chippewas of Nawash Nation in Neyaashiiniimiing. For over 25 years Naomi has focused on sharing teachings about the Indigenous people of the Woodlands and Northeastern region from a historical and contemporary perspective often through the story of beads. Her work embraces ancestral designs in the form of bags, adornment and traditional accessories. Naomi's work has been exhibited across Canada and internationally. She has exhibited at the National Museum of the American Indian (NMAI) (Smithsonian) in Washington DC and New York, the Vancouver 2010 Olympics, Peel Art Gallery Museum and Archives, Art Gallery of Guelph and participated in events throughout the year prior to the pandemic. Naomi's artwork is in permanent collections at the Museum of Fine Art in Boston, MA, The Art Gallery of Guelph, Schneider Haus, and private collections throughout the world. While many

of her lectures and presentations are art themed, she also talks about the historic challenges facing indigenous peoples and how this narrative has affected her life journey. Naomi provides insight into her Indigenous world which is a unique blend of traditional teachings and colonial experiences.

NEW! **Star Daughter Woman** (Nuin-Tara Willson), ᓄᓐᓂᓐᓂᓐ, Eeyou Istchee is a Cree artist in Nogojiwanong that paints pieces that tell stories of the land and her reconnection journey to her culture. A teacher at the Art School of Peterborough since 2019, her artwork is in private collections across Turtle Island and beyond. An active participant in local community art projects, Star Daughter Woman has painted Murals, Patio Picnic Tables and a Canoe Paddle in the Nogojiwanong (Peterborough) area. She continues to learn her cultural teachings through other indigenous artists, such as beadwork and other teachings that directly inspire her paintings which she considers medicine art.

NEW! **Gillian Stecyk** is an enthusiastic conductor known for her ability to create engaging experiences through choral singing. She has conducted singers from age 5 – 95. She equally enjoys conducting seasoned singers and those new or returning to the joy of choral singing. Gillian has taught vocal courses at the Toronto Miles Nadal JCC and was a singing teacher hand-picked by Elaine Overholt's at her Big Voice Studio. This year marks her 10th year of teaching at Lakefield Music Camp. Gillian teaches piano and voice from her home, while teaching music, drama, and dance (and occasionally homeroom!) full-time for the TDSB. Gillian sings monthly with her big band, Mega City Swing Band at venues across Toronto.

NEW! **Pamela Tate** is an award-winning artist from Northumberland County. Known for the diversity of her powerful images, she is passionate about constantly exploring, sharing ideas and lifelong learning. Primarily an acrylic painter, both abstract and realistic, she regularly includes block prints and drawing in her practice. Her ability to communicate well and with enthusiasm, truly embody her creative life. Her laser focus is tempered by her sense of fun.

NEW! **Silvia Taylor** has been working with glass since she was seventeen years old. She is a graduate of Sheridan College's Craft and Design program and has been a resident artist at Blown Away Glass Studio in Elora Ontario and an artist-in-residence at Harbourfront Centre in Toronto. Silvia has been the grateful recipient of awards from the Glass Art Association of Canada, Craft Ontario, and Harbourfront Centre. Over the last twelve years she has participated in several shows and gallery exhibitions. Her installation work can be found in the permanent collections in the Daniel's Corp Condominium on Toronto's waterfront. In 2021, Silvia received the Jean Chambers grant from the Canada Council of the Arts to pursue research on sustainability in glass blowing practices. She continues to do research on sustainability in glass by connecting with artists, manufacturers and engineers from all over the world.

NEW! **Carol Teal** has been passionate about writing since she learned to hold a pencil. She is an award-winning songwriter and has been a certified facilitator in the Amherst Writers and Artists writing method since 2017. She completed an MFA in Creative Writing through Lindenwood University, St. Charles, Missouri in December 2022. She loves writing, teaching and developing supportive writing communities where each person's voice can be affirmed. When she's not writing or reading, she enjoys making pottery, playing music and hiking with husband Dave, and Riley the dog.

NEW! **Craig Thompson** attained both a Bachelor of Education and a Bachelor of Music Education at Western University in London Ontario. He taught Instrumental Music in Toronto before retiring to Haliburton in 2019. He is a brass specialist and freelance trumpet player who enjoys performing in musicals,

giving private lessons and teaching Beginning Band and Jazz Band at the National Music Camp of Canada. Craig spent six summers in the Band of the Ceremonial Guard, toured Europe with the Ontario Youth Concert Band as a featured soloist and assistant conductor, performed with Weston Silver Band and directed the First Royal Canadian Regiment Band in London, Ontario. He and his wife, Maggie, co-founded the local group Adverse Conditions – Highlands Soul Band. The 11-piece band performs dance music by artists such as Earth, Wind and Fire, Sam & Dave, Chicago and Stevie Wonder.

NEW! **Maggie Thompson** attained both a Bachelor of Education and a Bachelor of Music Education at Western University in London Ontario. She taught instrumental and vocal music for over 25 years in Toronto. She was on the faculty for the National Music Camp of Canada for 20 years, served on the board of directors for the Ontario Music Educators' Association, taught additional qualification courses for teachers at the University of Toronto and directed bands for New Horizons Band Toronto. Maggie, a saxophone player, is very passionate about her latest project with her husband, Craig Thompson. In 2021, they co-founded the local group Adverse Conditions – Highlands Soul Band. The group enjoys performing to raise money for the local Haliburton community.

NEW! **Cathy Thorne**, a spontaneous typewriter poet based in Toronto, has seamlessly combined her passion for poetry, people and old-school typewriters. With a background in improvisational theatre, creative writing and visual arts, Cathy writes on-the-spot personalized poems at weddings and events, creating thoughtful keepsakes for guests to take home. She is the author of *Unlightenment: A Guide to Higher Consciousness for Everyday People* (Adams Media, Simon & Schuster.) She's been interviewed on CBC Radio's *Metro Morning* and *Here and Now*, and her commissions include poetry for Toronto Arts Foundation. Her chapbook of poetry is entitled *Shift* and was made possible in part by funding from a Mentorship Microgrant from The Writers' Union of Canada and The Consultation Fund from The League of Canadian Poets.

NEW! **Janet Trull** is a graduate of English at McMaster University, Janet focused on literacy throughout her career as an educator. Currently, she is a freelance writer. Her essays, professional writing and short stories have appeared in a wide variety of publications, including the *Globe and Mail*, *Toronto Star*, *Canadian Living Magazine*, *Prairie Fire*, *The New Quarterly*, *subTerrain Magazine*, and *Geist*. Subscribers to *The Haliburton County Echo* recognize Janet as a frequent contributor. She is the recipient of several awards, including a CBC Canada Writes challenge, a *Western Magazine Award* nomination, and a *Commonwealth Fiction prize*. She is the author of two critically acclaimed collections of short fiction, *Hot Town* and *Something's Burning*, both published by *At Bay Press* (Winnipeg). Most recently her novel, *The End of the Line*, published by *Blue Denim Press* in September 2023, is the story of Haliburton in 1878, when the railway changes everything. trullstories.com

Stephen Tulk, MD, FCFP, B.Sc. (AAM), CMI, is a family physician and medical illustrator who taught Anatomy for Artists and Life Drawing for over 20 years at the AGO and OCAD University. Both life drawing and practicing medicine has taught him how to observe. He believes that observing the figure is essential to understanding who we are as humans.

NEW! **Cheyenne Twiner** graduated from OCAD University with a Bachelor of Design in 2013. Soon after, she started her fine jewellery company, *Feeding on Frost*. For her jewellery, Cheyenne draws on inspiration from textures found in nature, like bark growing on trees, ripples making waves in our waterways, and pebbles, rocks, and branches lining the

pathways in our everyday life. Everything she creates in her signature jewelry collection is one of a kind. No molds are used, meaning each piece of jewellery is hand fabricated. These days, Cheyenne works out of her own studio spaces, splitting her time between Toronto and Havelock Ontario.

Rosemary Vander Breggen is an Honours graduate of Studio Process Advancement at Fleming College and was the first Reclaim Resident Artist at HSAD in 2015. She spent seven years at Dundas Valley School of Art in Advanced Studio in Fine Art and also attended Sheridan College School of Design. Rosemary exhibits widely and is a published artist with work in international, corporate and private collections. She works primarily in the mediums of collage and paint, to which she has recently added sculpture and photography. @rosemaryart

Suzie Vinnick is a Saskatoon native, Roots and Blues singer, 3X Juno Nominee, CFMA Award winner and a 11-time winner of the Maple Blues Award for song writing, female vocalist, acoustic act and more. Suzie has a voice that soars, it growls, it whispers and it shouts from a deep, deep well of emotion. In July 2023 Suzie was a special guest of Blackie & the Rodeo Kings at Ottawa Bluesfest along with Daniel Lanois. She has also toured nationally with Downchild, Stuart McLean's The Vinyl Café, with ASV (Charlie A'Court, Lloyd Spiegel and Vinnick), the John McDermott Band and she performed for Canadian Peacekeepers in Bosnia and the Persian Gulf. She was also the voice of Tim Horton's for five years. Her latest album is entitled Fall Back Home.

Heather Vollans explored many pursuits – paper-mache sculpture, furniture restoration, acrylic and oil painting, quilting, collage, and decoupage until eventually mosaic became her passion. She has been teaching indoor and outdoor mosaic for a number of years in her studio and at venues including Mohawk College in Hamilton, Glenhyrst Gallery in Brantford, schools in various school boards, as well as locations in Mexico, her native Australia, and Ireland. Heather created public art for the Children's Memorial Gardens, Brantford and has spearheaded a number of community and large-scale school projects. In her studio practice, Heather's mosaic work is mostly abstract. The combination of textures, working either harmoniously or disparately, is what fires her interest. She finds the process of experimenting with materials to be the most enjoyable and important part of the process. The value of using discarded or found objects for art is an essential tool in her teaching and her art practice. www.dawningdecorstudio.com Facebook.com/heathervollans Instagram.com/heathervollans

Victoria Wallace is an artist-educator, born and raised in Toronto. For over 25 years she operated a successful mural and specialty paint finish company in Toronto which included work for film, television, commercials, schools, businesses and countless private residences. She has shown her paintings in galleries, art festivals and group and solo exhibitions across Ontario for over 4 decades. Her work is held in private collections across Canada, the US, and Europe. Victoria is an elected member of the Ontario Society of Artists, the Society of Canadian Artists, an active member of the Federation of Canadian Artists and a regular on the Kawartha Autumn Studio Tour. She is a Golden Artist Educator for Golden Artist Colors and an R&F Certified Encaustic Instructor with R&F Handmade Paints. In addition to the Haliburton School of Art and Design, Victoria has taught at Sir Sandford Fleming College (Peterborough), Lakefield College, Station Gallery (Whitby), the York Artists' Guild (Toronto), Humber College Assembly Hall (Toronto), the Art Gallery of Peterborough, the Art School of Peterborough, with GoBoomerang (online) and many other public and private arts and educational institutions.

Susan Watson Ellis followed graduation from the University of Toronto with an apprenticeship to a German Goldsmith. In 1981, she opened Paradigm Designs, creating handcrafted jewellery that sold across Canada. Her work won recognition in 2000 as part of the Craft Ontario's "Looking Forward" exhibition, which was curated by the Victoria and Albert Museum in London, England and represented contemporary Canadian craft. She was also chosen to be part of their "Craft in the Making II" exhibition in 2003, their juried exhibition "Ontario Craft '07", and to be one of eight jewellers chosen to be part of their "8 X 10 Jewellery" exhibition series in 2012. Her work is part of the permanent contemporary Canadian silver collection at the Macdonald Stewart Art Centre in Guelph, Ontario and is available from her studio in Haliburton, at the Toronto One of a Kind Shows, the Craft Ontario Shop, and online at www.paradigmjewellery.com.

Yvonne Westover has an B.F.A. Honours from the University of Guelph and became a certified Zentangle; teacher in Rhode Island in 2013. She has worked in many mediums over the past 30 years and Zentangle is the common thread that brings many ideas together in her current works. Over the past 10 years her passion for inspiring creativity in others has led to developing Zentangle, watercolour and mixed media workshop for private and corporate clients, as well as teach the teacher retreats. Yvonne is currently a Zebra Pen Ambassador creating art for their product packaging and social media. www.ywestart.ca

Deidre Wicks is a professional artist who lives beside the lake in Toronto. She specializes in watercolour paintings of animals but also has extensive experience in acrylic, gouache, coloured pencil and ink. Deidre has spent most of her career designing art for commercially produced products as well as custom portraits of beloved pets. She believes in a style of painting that is all about play, experimentation and breaking a few rules. Every animal is unique and it's these distinct personalities that inspire her art. A love of fashion, costume, old photographs and everything sweet also inspires her work.

NEW! **Wendy Wood** is an acrylic landscape painter and weaver. Embracing these two different mediums fulfill different aspects of her creative life. Wendy has been painting for over 30 years and weaving for more than 20. She has participated in many group and solo shows, including being a long-time participant of the Haliburton County Studio Tour. When not in her studio she likes to travel, collecting inspiration for her next painting or weaving project. www.wendywood.ca

NEW! **Farida Zaman** is a multi-disciplinary artist and professional author-illustrator, who is well known for her whimsical, uplifting illustrations in watercolour, gouache, acrylics and digital art. Her extensive portfolio includes children's picture books, editorial art, educational publishing, food packaging as well as licensing images on stationery, jigsaw puzzles, maps, posters, and more. Born in Bangladesh, and having called many different countries home, including the UK, the US, and Canada, Farida describes herself as a global citizen, with a natural flair for illustrating different cultures and stories related to travel, history, and diverse lived experiences.

NEW! **Michelle Zikovitz** has dedicated over twenty years to teaching in southern Ontario. Passionate about both the aesthetics and practicality of hand-woven baskets, she focuses on designing teaching baskets that showcase diverse weaving techniques, materials and concepts applicable to various styles. Michelle's preferred teaching material is reed, especially utilizing her hand-dyed reed. She finds fulfillment in seeing her students learn new skills that elevate their craft and foster a genuine admiration for the ancient art of basketry.

BEYOND THE STUDIO

Great opportunities to relax, enjoy, and explore during summer school!

■ Faculty Exhibition

An exhibition of faculty work will be present in the Great Hall for July and August.

■ Art Talks

Wednesdays • 4:45 to 6:00 pm

The Haliburton School of Art + Design sponsors a weekly free presentation open to all students, staff and public. Join us in the Great Hall. See page 72 for specific presentations.

■ Walk-About & Instructor Feature

Thursdays • 4:00 to 5:45 pm

Students, family, friends and community members are welcome to visit classrooms to see the work in progress and talk with the instructors. Instructor work will also be available to view on screen in the Great Hall.

■ Entertainment

Thursdays • 5:30 to 6:30 pm

Each Thursday evening you're invited to the Great Hall to relax and enjoy a free concert. See page 74 for specific entertainers.

COMMUNITY ARTS EVENTS

Haliburton Highlands has a thriving arts scene with activities, music, and events year round. Check out:

Haliburton Art & Craft Festival, see ad page 80,
railsendgallery.com/haliburton-art-and-craft

The Studio Tour – Haliburton Highlands, see ad page 80,
thestudiotour.ca

Haliburton Folk Society, haliburtonfolk.com

Haliburton Highlands Arts Council,
www.haliburtonarts.on.ca

Highlands Opera Studio, see ad page 80,
www.highlandsoperastudio.com

Highlands Summer Festival, see ad page 80,
www.highlandssummerfestival.on.ca

HSAD Faculty Art Auction, see ad below.

Stanhope Heritage Day, www.stanhopemuseum.on.ca

Tour de Forest Artisans Tour, see ad page 80,
www.haliburtontourdeforest.com

Winter Folk Camp, www.winterfolkcamp.net

Haliburton Sculpture Forest

Wrapped around the campus, the Haliburton Sculpture Forest is a unique outdoor collection of sculptures by Canadian and international artists. Unstructured and unscripted, the Sculpture Forest experience is ideal for families looking for an interesting outing, for those who enjoy outdoor trails, and for people looking for a unique artistic experience.

Visit the Sculpture Forest anytime or join a free guided tour.

Full tours take place on Tuesdays from 10:00 am to noon, throughout July & August.

Meet at the kiosk in the college parking lot.

The Haliburton School of Art + Design and Fleming College Advancement and Alumni Relations gratefully acknowledge the ongoing support of the faculty, staff, students, and friends who generously support this event.

This annual event has raised hundreds of thousands of dollars and, as a result, has had a remarkable impact on art, craft and design education.



*Chain Bracelet
by Susan Watson Ellis*

**Admission is free
and all are welcome!**

**flemingcollege.ca/
haliburton-art-auction**

Haliburton School of Art + Design Online Faculty Art Auction

a fabulous annual event with a long history

There will be many unique works of art, all created and generously donated by artists who are faculty members. Items will be added to the site weekly, starting in July, during the summer program. A number of Silent Auction items will also be available during the cocktail reception.

Online Auction Closes: Tuesday, August 6, 8 pm

In-Person Gathering: Thursday, August 8, 5 pm

**Cocktail Reception, Special Silent Auction & Faculty Art Exhibition
Haliburton School of Art + Design, Great Hall**

Net proceeds from this event support Fleming College art students at the Haliburton Campus through the bursary program and innovative initiatives.

See page 79 for bursary details.

ART TALKS

Wednesdays 4:45 to 6:00pm
Great Hall, Haliburton Campus

Friends, family and community members welcome.
Free!

March 27

The Ancient Art of Murrine

with Mathieu Grodet

Join internationally acclaimed glass artist Mathieu Grodet as he presents an introduction to the ancient art of murrine glass. Murrine is a glass technique dating back to the Ptolemaic period of ancient Egypt where it was used to decorate tombs of the Pharaohs. It disappeared for centuries until revived in Italy in the late 1800s by Venetian glass artists. Mathieu will discuss how this fascinating aspect of a once lost glass artistic practice is experiencing a contemporary revival.



May 8

Casting the Lives of Saints and Medieval Marginalia

with Janet Macpherson

Tracing the development of her artistic practice, Janet will focus on how the processes of mould-making and slip-casting has informed her work in clay, both conceptually and aesthetically. She will examine her inspiration and use of found objects such as toy animals, decoys, and statuary. Items that can be re-configured to create hybrid forms and re-contextualized from their original meanings. In her talk, she will discuss some significant past exhibitions that have enabled growth and change and how her recent work investigates the often-fraught relationship between the natural and the constructed landscape.



June 5

Designing for the Future

with Michelle Desgroseilliers

From crystal balls to weather forecasts to artificial intelligence, humans have always sought ways to predict the future—and how we might change it. These uniquely human practices are one of the keys to our success: whether it's solving new problems, remixing past practices or applying emerging technologies. Creative thinkers are always introducing new ideas and practices to the world. This talk will explore the connection that all future forecasting technologies share, examine how businesses and creative thinkers alike apply these methods, and examine emerging technologies and how it can be harnessed. Learn how to apply new tools like generative AI in your own creative processes, and get better at designing for the future.



June 12

Connecting to Nature Through Art

with Mary Intven Wallace

Across history and culture, art has been a powerful way to show our connection to the natural world. In this talk, Mary looks at how different artists have expressed their ideas about the sky, land, water, and animals. As artists there is significance in our relationship with the wilderness. Mary will discuss how she continues to celebrate her love of the land through her art career.



June 19

The Evolution of Ideas

with Tia Cavanagh

This artist talk will speak on the evolution of ideas within Tia's practice as a multi-disciplinary artist. Painting, woodworking, collaborative arts, and installation will be amongst the visuals shared to shape the story. Tia will share how materiality woven into narratives can convey dimensional impact and experience. Speaking how ideas are her greatest material in her practice, Tia hopes that the importance of caring for and cultivating ideas through a visual lens can inspire others to do the same.



June 26

Bridging the Gap Between Realism and Abstraction.

with Tracey Lee Green

Tracey perceives herself as an abstract painter. However, the success of her work as a nature artist is based in realism. In her talk, she'll discuss her journey from painting in the representational realm to abstraction. For her, realism became monotonous and started to feel contrived. Painting nature was innate, so she took up the challenge and discovered ways to bridge the veil between what we see and what we feel. In this talk, Tracey will share what worked for her, and ways you can explore and incorporate abstraction into your form of expression.



July 3

Discovering the Universal in the Personal – The Burnt Offerings Project

with Kim-Lee Kho

After the loss of her father in 2021, artist Kim-Lee Kho embarked on a process of reflection, excavating memory, identity and the experience of love and loss. Out of that grew an ongoing project and two solo exhibitions. It also strengthened her connections to herself, her roots and to the rest of humanity through the ages. Burnt Offerings is a multi-disciplinary project incorporating photo-digital, pyrography, firelight, printmaking, sculpture, installation, poetry, spoken word, a custom carpet and animation... so far.



July 10

Kachelöfen

with Jessica Steinhäuser

Jessica Steinhäuser is an award-winning Canadian ceramic artist who works on a grand scale, breathing new life into the ancient tradition of building kachelöfen. Kachelöfen are massive clay stoves that burn wood efficiently and cleanly. For Jessica, they are akin to giant blank canvases that she turns into stunning contemporary art installations that warm both body and soul. For over 15 years Jessica has been making and designing kachelöfens, introducing them to North America. In this talk, Jessica will share her journey from German immigrant selling her mugs to internationally recognized artist.

July 17

My Creative Journey

with Naomi Smith

Through a visual presentation, Naomi will share influences and stories that inspire her indigenous art. Sharing history and her creative process, this talk will be an exploration into the mind of a Woodlands artist. Become part of Naomi's journey as she takes you through the many pathways of her artistry and style, while highlighting cultural insights along the way. For a moment you will be welcomed into her world.



July 24

Viewing Failure as Opportunity

with Alyssa Getz and Tom Cudmore

Being a glass artist is about adapting to change and learning to see failure as an opportunity. Failure can be a catalyst for creativity. In this talk, Alyssa and Tom use the metaphor of broken glass as stepping stones for their career and creativity. Failure propels and pushes. You can use broken shards to create new color techniques or see that broken bits can be added to create mindful masterpieces. Failure builds resilience and pushes character. It's all about perspective. Let your failures be your strength. Grow and flourish in the storm.



July 31

How the Scientist Became the Potter

with Lisa Skog

After a series of unfortunate events reminded her that life is short, Lisa Skog left the world of academia to become a full-time potter. In this talk, she will share why and how she made this transition and the numerous rewards of pursuing a career in the arts. Discussing challenges such as isolation, marketing, physical and emotional stresses and maintaining inspiration, Lisa will give insight into the ups and downs of undergoing a major career transition to the arts.



Aug 7

Entanglements: Thoughts on a Contemporary Environmental Art Practice

with Emily Chudnovsky

Emily Chudnovsky's practice consists of collecting organic remnants and synthetic decay in order to draw out new iterations, connections and regenerations through sculpture-based installations. In this talk, she will discuss her use of discarded materials and her calls to question our human-made boundaries of nature and waste. Her site-specific research has taken place in the Yukon, Northern Scotland, Southern California, and Ontario. Most recently she installed a large-scale floating installation in the Peter Street Basin Park built from microplastic materials and invasive water plants.



Aug 14

History of the Queering of Gender Expression and Art

with Kat Schouten (They/Them)

How we express ourselves through style is a core part of our identity. This consistent practice and art form helps us to create a sense of self and often situates us within our larger communities. In this art talk, Kat will focus on the history of gender expression in queer communities throughout the 20th century until today. Expect an exploration into how queer artists explore gender in their work.



PLEASE WELCOME TO THE STAGE

*Join us in the Great Hall, Thursdays 5:30 to 6:30 pm.
Our entertainment is suitable for all ages.*

June 6

Cassidy Taylor

Cassidy Taylor is an indie pop singer-songwriter who brings storytelling to another level with her atmospheric guitar tones and metaphorical lyricism. Her quirky personality shines through on stage and charms any audience she sets foot in front of. She released her debut, self-titled EP in July of 2023 which has garnered over 90K streams on Spotify. The third single off her recent EP, *The Moon*, landed a spot in Season 2 of *Surviving Summer*, a fast-growing Netflix TV series based in Australia.



June 13

Joel Saunders

Joel Saunders is a fingerstyle guitarist and singer/songwriter based in Guelph Ontario. Establishing himself as a standout musician both locally and amongst the international online guitar community, his fingerstyle technique, jazz training and pop sensibilities have manifested into explorative originals and a repertoire of covers that spans nearly a century. Joel has placed in the Canadian International Fingerstyle Competition and has released two albums and several singles of original music. He currently performs throughout the GTA as a solo musician and with several ensembles, teaches online, and does audio and video production work from his home studio in Guelph Ontario.



June 20

Craig & Maggie Thompson


Craig and Maggie Thompson taught music education in Toronto for many decades, additionally they have both been faculty at the National Music Camp of Canada. Craig is a brass specialist and freelance trumpet player who enjoys performing in musicals and giving private lessons. Maggie is a saxophone player. In 2021, they co-founded the local group *Adverse Conditions* – Highlands Soul Band. The 11 piece band performs dance music by artists such as Earth, Wind and Fire, Sam & Dave, Chicago and Stevie Wonder. The group enjoys performing to raise money for the local community.



June 27

Susie Vinnick

Saskatoon native, Roots and Blues singer, Susie Vinnick is a three-time Juno Nominee, CFMA Award winner, and a 11-time winner of the Maple Blues Award for songwriting, female vocalist, acoustic act and more. Suzie has a voice that soars, it growls, it whispers and it shouts from a deep, deep well of emotion. In July 2023 Suzie was a special guest of Blackie & the Rodeo Kings at Ottawa Bluesfest along with Daniel Lanois. She has also toured nationally with Downchild, Stuart McLean's *The Vinyl Café*, with ASV (Charlie A'Court, Lloyd Spiegel and Vinnick), the John McDermott Band and she performed for Canadian Peacekeepers in Bosnia and the Persian Gulf. She was also the voice of Tim Horton's for five years. Her latest album is entitled *Fall Back Home*.



July 4

Eve Goldberg & Brenna MacCrimmon

Eve Goldberg songs and solid instrumental work combined with her fluid vocals, embrace all the styles she loves – folk, blues, country, bluegrass, old time, and jazz – with equal affection and mastery. Eve is also part of duo, *Gathering Sparks* with Jane Lewis. Their debut six-song CD was nominated for a 2014 Canadian Folk Music Award for Vocal Group of the Year. Eve and Jane released, *All That's Real*, in September 2019. The lead track won a Folk Music Ontario Songs From the Heart award in the singer-songwriter category.

Brenna MacCrimmon musical adventures began over 30 years ago when she set out to study the music of Turkey and the Balkans. Since that time, she has performed in Turkey and abroad as well as numerous ensembles in the US and Canada. Brenna has recorded and has appeared as a guest on many albums and film soundtracks in Canada, the US, and Europe. More recently in Toronto, she performs with Juno and CFMA nominated *Turkwaz*, sings with ragtime pianist Bill Westcott and runs regular ukulele sessions in her downtown studio.

July 11

Jane Lewis

Jane Lewis is known for her soul-bending lyrics, transcendent compositions and crystal-clear vocals. Her piano and accordion playing, mastery of harmony, and upbeat presence add a sparkle to any stage. Jane Lewis is also part of Gathering Sparks, the graceful collision of herself and Eve Goldberg. The award-winning musical friends blend tight harmonies, finely crafted songs and a love of participatory singing to create an intimate and uplifting experience.



Aug 1

Emily McPherson and the Choral Singers

Enjoy the power of the collective voice! A large group of people, many meeting for the first time just four days prior to becoming part of this choral group, will raise their voices together in song. It's extraordinary. Emily McPherson's passion for performance and music motivates her singers and energizes large spaces! You'll witness and hear, but most of all you'll feel, the remarkable phenomenon of the collective voice.




August 8

Trumpet & Guitar Duo

Pre-auction 4:45-5:45

Marcus Thompson is an emerging Canadian jazz soloist. The young trumpet player was born and raised in Toronto. Both of his parents were public school music teachers and had Marcus playing violin before he could talk. He later switched to trumpet like his father. His soft sounds are reminiscent of jazz legends Chet Baker and Miles Davis while flying around standards like the great Freddie Hubbard. He will be supported on guitar by Nicholas Russell. See July 18th 's entertainment for a bio on Nicholas Russell.



July 18

Nicholas Russell

Nick is a guitarist and music educator living in Haliburton with an Honours Degree in Music. He's also studied the art of guitar-making with Master Luthier, Sergei De Jonge, designing and constructing a concert classical guitar. Nick's musical style and knowledge spans genres, but his current exploration as a guitarist lie at the intersection of acoustic music, classic and contemporary jazz and progressive rock. He's an active performer, session musician, supporting musician, and band leader in these styles. A music educator for about fifteen years, Nick's most recent full length instrumental release, Archtop, is available through Bandcamp, Apple Music & Spotify.

July 25

Teal & Joyce

Carol Teal and David Joyce delight and engage with original songs of life's delights and dilemmas! Serious, sensitive and audaciously funny with a side of vaudeville thrown in for good measure (feather boa included) they leave audiences with a tune in their heads and a song in their hearts. Their thoughtful, witty lyrics, tight harmonies and wide variety of instrumentation (guitars, mandolin, banjo, washboard, harmonica & feather boa!) keep audiences engaged, entertained and inspired.



August 15

Gavin North

Gavin began improvising and acting at age 11 with Montreal youth theatre and has been performing ever since. A founder of Taste That: The County's Artisanal Comedy Troupe (PEC), Gavin is currently one half of Short Attention Spa, a duo who draw on improv, sketch and stand-up to deliver smart comedy and unexpected laughs. A stand-up comedian, musician and beekeeper, he teaches improv classes for The ROC Youth Centre, Prince Edward County Arts Lab and The County Comedy Project. Gavin runs improv drop-in classes in Picton and coaches improv techniques for personal relationships, professional advancement and team building.



Registration Options



ONLINE

Visit hsad.ca, scroll down and click Summer/Fall Art Programs. Select your course and click through the easy-to-follow instructions.

This process confirms enrolment and payment. Please be sure to access your material list online as well. Simply click "Material List & Important Details" on the course information page you register from.

Online registration is unavailable for a small number of offerings.



PHONE

Register with your Visa or Mastercard.
1-866-353-6464 ext. 4
705-457-1680



MAIL

Send your registration details and full payment – cheque or money order only, payable to Fleming College.

HSAD, Fleming College
P.O. Box 839
Haliburton, ON K0M 1S0

Should you require further information, please call our office for assistance:

705-457-1680

Toll-free 1-866-353-6464 ext. 4

askus@hsad.ca

All fees are payable in Canadian funds. Unless otherwise indicated material fees are payable to the instructor on the first day of class.

Fleming College is committed to sustainable environmental practices. In an effort to conserve paper, your material list, map and detailed welcome letter will be accessible online (by May 1). Visit www.hsad.ca and search for your course name; there will be a link on that page (Material List & Important Details).

OPENING DATES FOR REGISTRATION

Spring, Summer and Fall courses... March 1

OHS Level III & VI... June 3

**REGISTER
ASAP!**

Waiting until the last minute limits your choice of courses.

Open Studio Opportunities are Available

Weekly Dates in Winter & Spring

Immerse yourself in independent practice in a studio setting. Explore, hone and expand existing skills and develop new ones through self-directed projects in:

- Blacksmithing
- Ceramics
- Glassblowing

Gain access to equipment with guidance from a studio technologist to assist with your technical skills in a safe environment.

Not suitable for beginners – previous experience is required.

See page 9 or contact us for more details.



Important Registration Information

Accommodation Information

Browse options at Places4Students-Property Listings. Additional accommodation information is available through the local tourism office at myhaliburtonhighlands.com. We suggest letting accommodation providers know about the school's two-week cancellation policy and asking if they have the same.

Administrative Fee

All part-time HSAD course cancellations are subject to a \$25 administrative fee. If you cancel in writing (email) any time up to 14 days prior to the course start, you will receive a full refund, less a \$25 administrative fee. See below for the full refund policy.

Age Requirements

All course names for younger artists start with 'Kids', 'Youth', or 'Teen' depending on the age requirement. Kids, 5 (as of January 1, 2024) to 9 years; Youth, 10 to 13 years; Teens, 13 to 17 years; Adults, 17 years of age and older. Special consideration may be granted in certain circumstances.

Calendar Accuracy

The material in this course has been prepared in advance of the academic session to which it pertains. The information presented herein was the most current and accurate information at the time of printing. Fleming College reserves the right to make changes without further notice. For the most current information, please visit www.hsad.ca.

Cancellation of Courses

Please see details as outlined in the Refund Policy section below.

Fees

Fees include HST and a part-time service fee of \$0.77 per course hour, up to a maximum of \$45 per course. Extra studio material costs are subject to tax and are included in the advertised fee.

Freedom of Information

All collection, use, disclosure, retention, and disposal of records containing personal information, and all requests for access to the College's records will be handled in accordance with the Freedom of Information and Protection of Privacy Act (FIPPA).

Harmonized Sales Tax (HST)

Where applicable, HST is included in the course fee listed.

Receipt

Your receipt will be mailed to you if you register by phone or mail. If you register online, the process confirms enrollment and payment.

Skill Levels

Courses are designed for the beginner to the advanced student unless otherwise indicated. Limited class size allows for individual instruction at each level, providing maximum benefit to all students. Please be sure to check the experience recommendations indicated before you register for a course.

Tax Receipts

The course offerings herein are not credit courses and therefore not eligible for a tax receipt. Canada Customs and Revenue Agency (CCRA) dictates that a full or part-time course fee must exceed \$100, must be at a post-secondary level and the associated program must be greater than 3 consecutive weeks in duration to be eligible for a T2202A.



Your office staff is lovely.

DEBBIE NOILES

Material Lists

A list of materials needed for your course is accessible online. Visit www.hsad.ca, search for your course name then click the "Material List and Important Details" link.

Important details to check:

- Course name
- Course code and section number
- Instructor
- Date

These checks will ensure you are accessing the correct material list for your course.

This list will also indicate any material fees that will be payable to the instructor. Please check the status of your course if you are concerned about the investment in materials. Your material list can be mailed to you upon request.

REFUND POLICY

If We Cancel: When the college finds it necessary to cancel a course, a full refund of fees will be granted.

Please note: Decisions on course cancellations are made two weeks prior to course start in order to provide fair notice to students and instructors.

Notifications are made by telephone – be sure to give us an alternate number or email address to contact if possible. Should you wish to transfer to another course, every effort will be made to accommodate you, providing there is space. You will be contacted only in the event of cancellation. We cannot be responsible for travel or accommodation expenses. A last-minute faculty change is not considered a course cancellation.

If You Cancel: All notifications of cancellation must be received in writing (email). If you cancel any time up to 14 days prior to course start, you will receive a full refund less a \$25 administrative fee. If you cancel later than 14 days prior to course start, there is no refund of fees. This policy applies in all circumstances due to our commitment to students and instructors two weeks prior to course start. Should you be able to attend a different course within the fiscal year, we would be happy to attempt to accommodate you.

Notification of cancellation can be emailed to askus@hsad.ca. Alternatively, our fax number is 705-457-2255 and is available 24 hours/day 7 days/week.

Courses are non-transferable. No refunds, partial or whole, will be granted if we receive insufficient written notification. It may take 2 to 4 weeks for refunds to be processed.

FAQ 2024

What are the ages for courses?

Kids: 5 (as of January 1, 2024) to 9 years
Youth: 10 to 13 years
Teens: 13 to 17 years
Adults: 17 years of age or older. Special consideration may be granted in certain circumstances to attend an adult course.

Is there a taxi service in Haliburton?

Hyland Taxi has 24 hour service. 705-457-1777

Where do people stay when they take a course?

Browse options at Places4Students – Property Listings.

Additional accommodation information is available through the local tourism office at www.myhaliburtonhighlands.com.

We suggest letting accommodation providers know about the school's two-week cancellation policy and asking if they can have the same.

Can I get art supplies there?

Art supplies will be available for purchase on-site Mondays and Wednesdays from July 3 to August 7, 2024. There are also limited art supplies available at local retail outlets.

Is my course a credit with Fleming College?

All courses are non-credit. Weeklong adult summer courses went from being credits toward the Visual and Creative Arts diploma to being general interest, non-credit courses in the summer of 2018.

Will I get a tax receipt?

Our offerings are not credit courses and therefore *not eligible* for a tax receipt. Canada Customs and Revenue Agency (CCRA) dictates that a full or part-time course fee must exceed \$100, must be at a post-secondary level and the associated program must be greater than 3 consecutive weeks in duration to be eligible for a T2202A.

Can we get something to eat at the school?

Modest food service (coffee, tea, muffins, juices, soups, salads, and daily lunch specials) will be available at Haliburton, Lindsay and Peterborough Fleming Campuses during the summer programs. There are vending machines with drinks and limited snacks located on campus and picnic tables will be situated around the property. There are several restaurant options in the village.

Can I bring my pet?

We're sorry but pets are not permitted in any of the school locations.

How do I know if the skill level is right for me?

We do our best to indicate the skill level of instruction. If there is no indication, assume that it's suitable for beginners. Please give careful consideration to the appropriateness of your course as it relates to your skill level as this will ensure a positive learning experience for all involved. We would be happy to assist you with any questions.

Is smoking allowed?

Smoking is only permitted in designated areas. Please ask for details when you're on site.

Can you help me with special needs?

Fleming College strives to accommodate individuals with special needs. Equal access is important to us. Students requiring special support while at the school should inform us upon registration. *Self-identification is your responsibility.* Please contact the school in a timely manner to enable us to make necessary arrangements. call (705) 457-1680 or TTY (705) 749-5521.

Is there a discounted fee for seniors?

We don't offer a senior rate for any of our courses, workshops or supplies.

How can I find out more about the local area?

Information about the Haliburton Highlands is available at www.experiencehaliburton.com and www.haliburtoncounty.ca



Check our website
for the latest information

hsad.ca

OPENING DATES FOR REGISTRATION

Spring, Summer and Fall courses... March 1

OHS Level III & VI... June 3

**REGISTER
ASAP!**

Waiting until the last minute
limits your choice of courses.

Bursaries & Awards

Haliburton School of Art + Design Art Auction Bursaries

Haliburton School of Art + Design offers bursaries of

- \$500 for one-week courses,
- \$800 for full-time certificate and diploma programs,
- up to \$325 for students in Kids', Youth & Teen courses (parent must be the applicant).

These bursaries are created through funds raised at the annual HSAD Art Auction and are available to students taking any adult, weeklong, credit course within this calendar.

We gratefully acknowledge our generous donors as well as the faculty, staff and friends of the Haliburton School of Art + Design for providing the works of art and organizational time for the annual Art Auction.

Haliburton School of Art + Design One-week Courses

Several bursaries are awarded to students studying full-time in both arts and non-art programs at the Haliburton School of Art + Design (up to \$500 per term). Term: Spring, Summer & Fall.

Deadlines: February 9, March 8, May 24, June 21, July 19, and August 30, 2024

Rose Baker Award

Awarded to a student at the Haliburton campus who is taking a summer course related to landscape painting and, demonstrates financial need. (\$500). Term: Spring, Summer, Fall.

Eligibility for the award will be based on the following criteria:

1. Student must be enrolled in a summer program at the Haliburton campus that integrates outdoor painting. Preference will be given to a student in Landscape Painting.
2. Student must demonstrate financial need

Raymond Walters Visual Arts Award

Awarded to the Student with the best grade/work produced in Observational Landscape Drawing and Painting, who is enrolled in the Drawing and Painting certificate course at Haliburton Campus, and demonstrates financial need. (\$500). Term: Fall

Eligibility for the award will be based on the following criteria:

1. Student must be enrolled in the Drawing and Painting certificate course at the Haliburton campus.
2. Student will have the best grade/work produced in observational landscape drawing and painting.

Questions? Want to Apply?

1-866-353-6464 ext. 4 705-457-1680
askus@hsad.ca

Apply for the following bursaries using the Financial Aid Office online fund application. Please refer to flamingcollege.ca/financial-aid/scholarships-and-bursaries for additional information and application details.

Haliburton School of Art + Design – Full Time Programs

Several bursaries are awarded to students studying full-time in both arts and non-art programs at the Haliburton School of Art + Design. (\$800 per). Terms: Fall & Winter

CFW Haliburton Chapter Student Bursary

Awarded to a female student in financial need enrolled full time in any program at the Haliburton Campus of Fleming College. (\$500). Term: Fall or Winter

Denis Cliff Endowed Bursary

Awarded to a student in financial need who is enrolled in the Visual Arts Fundamentals and Drawing Program at the Haliburton Campus. (\$490) . Term: Fall

Donald Crump Endowed Bursary

Awarded to a full-time student in financial need enrolled in the Photo Arts Certificate Program at the Haliburton School of Art + Design. (\$470). Term: Fall

Kathleen Finlay Memorial Bursary

Awarded to a full-time student in financial need enrolled in the Visual & Creative Arts Fundamentals (Drawing and Painting) program. (\$620). Term: Fall

Carole and Don Finn Endowed Bursary

Awarded to a full-time student in financial need in the Arts Certificate/Diploma Program at the Haliburton Campus. (\$660) Term: Fall

Clark Guettel Memorial Student Bursary

Awarded to a full-time student in the Glassblowing Program at the Haliburton Campus. (2 @ \$595). Term: Winter

Haliburton Campus Staff Bursary

Awarded to a full-time student in financial need that is registered in a program that is offered at the Haliburton Campus. (\$270). Terms: Fall, Winter & Spring

Janet Honsberger Endowed Bursary

Awarded to a full-time student registered in the Visual and Creative Art Diploma and/or any of the Arts certificate programs offered by the Haliburton School of Art + Design. (\$630). Term: Fall

Scott Mitchell Memorial Bursary

Awarded to a mature student enrolled in a Visual Arts program offered by the Haliburton School of Art + Design that demonstrates a financial need. (\$500).

Details for funding available for full-time programs are available at flamingcollege.ca/financial-aid/scholarships-and-bursaries. Submission guidelines are subject to change. Please check the College website to confirm all submission information prior to the start of your program or course.

Every attempt is made to ensure the accuracy of the information in our publications. The values of scholarships and bursaries are subject to change.



THE Studio TOUR
HALIBURTON HIGHLANDS

First Two Weekends in October
thestudiotour.ca

explore haliburtonsculptureforest.ca

free admission.

open dawn to dusk.

**40+ sculptures
in Glebe Park
Haliburton.**



Photo: Jenn Watt

18th Annual TOUR DE FOREST

Summer Studio Tour

August 3 – 4, 2024 • 10am–4pm
More than 20 artists
A road trip. An opportunity. An experience.

www.haliburtontourdeforest.com

HIGHLANDS OPERA STUDIO

VALERIE KUINKA General & Co-Artistic Director
RICHARD MARGISON Artistic Director

JULY 27 - AUGUST 28, 2023

HEAR THE BEST EMERGING PROFESSIONAL PERFORMERS IN MASTERCLASSES, CONCERTS & FULLY STAGED OPERAS!

L'elisir d'amore (The Elixir of Love) | Mishaabooz's Realm

INFO/BOX OFFICE 1-855-455-5533 HighlandsOperaStudio.com

Haliburton Art and Craft FESTIVAL
JULY 26 27 28
FRI 12-5 SAT 10-5 SUN 10-4
100 ARTISTS | HEAD LAKE PARK

PRESENTED BY




Music in the Park



Tuesday Nights
June 25th - August 27th 6:30pm
Head Lake Park, Haliburton
Admission by Donation

Rotary Club of Haliburton

HHSF
Highlands Summer Festival

Order online or by phone
705-457-9933
1-855-457-9933
highlandssummerfestival.on.ca

Spelling Bee
The 25th Annual Putnam County Spelling Bee
July 2 to July 11

The Miracle Worker
July 15 to July 23

The Good Lovelies
July 24 to July 26

The Birds & The Bees
July 28 to August 2

Leisa Way's Opry Gold
August 4 to August 8

Fall in love with live theatre again this summer!

IMMERSE yourself in one of our **SPECIALIZED** 15-week certificate programs.

Artist Blacksmith

Drawing & Painting

Glassblowing

Ceramics

Fibre Arts

Jewellery Essentials




Our **Visual and Creative Arts** diploma includes a specialized studio certificate of your choosing. Start with the first two semesters of required foundation courses, and then select one of our accelerated studio art certificates to complete your two-year Ontario College Diploma. Learn more at hsad.ca



FLEMING

Haliburton School
of Art + Design



705.457.1680

Toll Free 1.866.353.6464 ext. 4

askus@hsad.ca

**297 College Drive
Box 839, Haliburton, Ontario
K0M 1S0**

Connect with us



hsad.ca

