

Course Calendar
2021

Fleming College

**Haliburton School of
Art + Design**






Plan Your Summer Art Escape

There's so much to see, do and explore in the inspiring Haliburton Highlands region, and right here on our campus. Discover how this beautiful landscape will spark your creativity this year.

myhaliburtonhighlands.com

haliburtonsculptureforest.ca



HSAD 2021 & WINTER 2022

General Information	2
Courses and Programs	
Course Listings by Date	3
Summer 2021	
In-Person	6
Online	6
Fall 2021	
In-Person	24
Online	25
Winter 2022	
Online	29
Expressive Arts – Ontario College Graduate Certificate	31
Instructor Biographies	32
Bursaries	39
Registration Options	40
COVID-19 Safety Protocols	40
Important Registration Information	41
Refund Policy	41
FAQ 2021	42
Community of Making	43


Fleming College respectfully acknowledges that we are situated on Mississauga lands and the traditional territory covered by the Williams Treaties. We are grateful for the opportunity to work and teach here and we thank all the generations of people who have taken care of this land – for thousands of years.

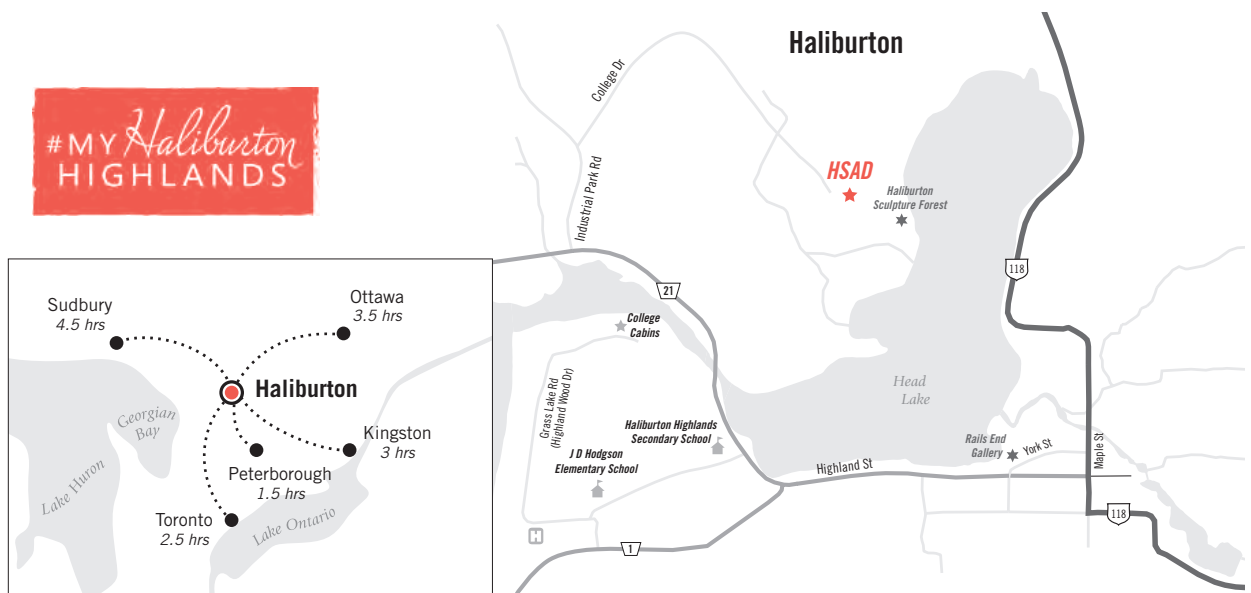
ABOUT THE COVER

Artist: Mary Intven Wallace
Name of piece: Haliburton Heaven
Medium: Acrylic on cradled wood panel
Size: 8"x10"

Mary has been a well-loved instructor with HSAD for 40 years. This year, she's teaching Acrylics – Trees, Rocks, Water & Sky, July 19 to 23 (p. 16).

See page 34 for more information about Mary.





Welcome!

Whether you're returning or planning to be with us for the first time, we're so happy to welcome you. Many long-time summer friends have let us know how much they missed coming to Haliburton last year, confirming the value of escaping to join a creative community for an immersive learning experience like no other.

This year's program is a specially curated selection of in-studio courses and a new collection of online choices. Both options will provide a wide range of creative opportunities to explore this summer, fall and next winter.

Our faculty members, who are also practising studio artists, make the quality and unique diversity of HSAD's part-time program possible. We invite you to enjoy individual attention in small classes, be inspired by the beautiful Haliburton Highlands landscape, and discover the Sculpture Forest adjacent to the campus. Summer is the perfect season to explore your creative possibilities.

LOCATIONS

Summer: The majority of courses will be held at the Fleming College, Haliburton School of Art + Design campus at 297 College Drive in Haliburton, with a small number in our studio at 149 Mallard Drive. Specific locations/room numbers of all courses will be posted at the entrance of the Fleming Campus and friendly staff members will also help direct you.

Fall and Winter: In-person Fall courses will be held at Fleming's Haliburton Campus as detailed above. Online options are scheduled throughout Fall 2021 and Winter 2022 and are included in this calendar.

In order to accommodate changing registration levels and specific needs, precise room locations are determined the Friday prior to the start of the course and are subject to change.

TIMES

Weeklong courses: 9:00 am to 4:00 pm, Monday to Friday (unless otherwise indicated – some courses are 6 days)

Saturday workshops: 9:00 am to 4:30 pm

Please note the end-of-day change from 4:30 to 4:00 during the week and from 5:00 to 4:30 on Saturdays.

Students will be assigned to one of four staggered 30-minute midday breaks to accommodate COVID safety protocols for space occupancy and movement within the building.

FEES

Weeklong adult credit courses (5 days): \$411.75

Saturday workshops: \$128.07

Materials extra.

FALL OPEN HOUSE

Call us for the date
if you are interested in visiting.

COVID-19 SAFETY PROTOCOLS

We are committed to providing a safe and healthy environment on campus.

Fleming Safe, the college's extensive safety guideline, consists of multiple layers of safety protocols.

See page 40 for more information.

COURSE LISTINGS

by date

Fleming College

Haliburton School of
Art + Design

www.hsad.ca

askus@hsad.ca

1.866.353.6464 ext. 4

705.457.1680

Fax: 705.457.2255

297 College Drive,
P. O. Box 839
Haliburton, ON K0M 1S0

 facebook.com/flemingHSAD

 instagram.com/flemingHSAD

OPENING DATES FOR REGISTRATION

Summer courses... April 14

Fall courses... July 2

HALIBURTON IN THE SUMMER

The following courses and workshops are being offered in Haliburton.

June 28 to July 2 (page 6)

Drawing – An Introduction to the Basics Marta Scythes
Encaustic Mixed Media & Collage Susan Fisher
Jewellery Michael Letki
Landscape Painting 101 Rod Prouse
Mosaics Annette Blady Van Mil
Passionate Paint I & II Al Van Mil
Plein Air Acrylics – Introductory John Anderson
Pottery Throwing Camp – Intermediate/Advanced Rene Petitjean
Studio Immersion
Watercolour Painting – Advanced Art Cunanan

Saturday, July 3 (page 8)

Encaustic & Photo Transfer Workshop Susan Fisher
Sketching Horses Workshop Marta Scythes

July 5 to 9 (page 9)

Blacksmithing Rene Petitjean
Collage & Acrylic Explorations Rose Pearson
Encaustic Mixed Media & Collage Susan Fisher
Experimental Stitched Structures Amanda McCavour
Felting – Traditional & Contemporary Wet Techniques Susan MacDonald
Fundamental Drawing Charles O'Neil
Jewellery Casting Michael Letki
Landscape Painting – Working the Land Rod Prouse
Painting – Advanced Individual Studies John Leonard
Pottery – Beginners Lisa Barry
Studio Immersion

Saturday, July 10 (page 11)

Earring Workshop Susan Watson Ellis
Jewellery – Forged Bangle Workshop Todd Jeffrey Ellis
Local Gemstones Workshop Michael Bainbridge
Nuno Felting Workshop Susan MacDonald
Sensations of Meditation – Sound Bath & Mala Making Linda Lee Purvis

July 12 to 16 (page 12)

Acrylics & Mixed Media – Introductory & Intermediate Annette Blady Van Mil
Botanical Drawing & Watercolour Painting Marta Scythes
Creative Writing – Ignite Your Potential Nora Zylstra Savage
Iron Sculpture Rene Petitjean
Japanese Sumi-e & Watercolour – East Meets West Cassandra Wyszowski
Jewellery – Chain Making: Beginner, Intermediate & Advanced Susan Watson Ellis
Mosaics with Slate & Pebbles Heather Vollans
Oil Painting – Introduction to Plein Air John Anderson
Paint Like the Group of Seven Al Van Mil
Pottery – Form & Style Duncan Aird
Visual Arts – Advanced Individual Studies John Leonard

Saturday, July 17 (page 15)

Alcohol Inks on Tiles Workshop Putzy Madronich
Chain Bracelet Workshop Susan Watson Ellis
Images & Words Workshop Rebecca Reynolds
Jewellery – Sterling Silver Fold Formed Earrings Workshop Todd Jeffrey Ellis
Precious Metal Clay Enamelling Workshop Shannon Kennedy

The following courses and workshops are being offered in Haliburton.

Studio Immersion

Indulge in independent practice
within a hive of artistic energy.
Find out more on page 22

**Stroll through the
Haliburton Sculpture Forest
that surrounds the campus**
See page 44

Bursaries are available
See page 39

July 19 to 23 (page 16)

Acrylics – Trees, Rocks, Water & Sky Mary Intven Wallace
Acrylics, Mixed Media & Collage Melanie Matthews
Bladesmithing Jeff Helmes
Drawn to Watercolour Painting Gord Jones
Jewellery – Enamelling Shannon Kennedy
Oil Painting – Plein Air Intermediate/Advanced John Anderson
Painting – Advanced Individual Studies John Leonard
Painting with Alcohol Inks – Exploring Surfaces Putzy Madronich
Photographic Landscapes – Intimate Interpretations Rob Stimpson
Pottery Throwing Camp – Intermediate/Advanced Rene Petitjean
Studio Immersion

Saturday, July 24 (page 18)

Colour Mixing Workshop John Anderson
Felting – Surface Design Workshop Heidi Hudspith
Knitting with Copper Wire Workshop Sayward Johnson
Landscape Painting Workshop Matthew Mancini
Printmaking – Woodcut Workshop Marta Scythes
Quilted Rug Workshop Albert Cote
Sterling Silver Spinner Ring Workshop Shannon Kennedy

July 26 to 30 (page 19)

Art Knitting with Copper Wire Sayward Johnson
Jewellery – Advanced Techniques Michaela Wolfert
Painting Birds Matthew Mancini
Pastel Painting – Introductory Margaret Ferraro
Pottery II Lisa Barry
Printmaking – Floating Washes of Colour Stephanie Rayner
Quilting – Improvisational Abstract with Mixed Media Albert Cote
Studio Immersion
Watercolour Painting – Big Skies, Clouds & Landscapes Marta Scythes

August 2 to 6 (page 21)

Acrylic Painting & Mixed Media Collage Open Studio Rose Pearson
Free Motion Embroidery Saskia Wassing
Handbuilding Pottery Kate Carder
Painting Contemporary Foliage – Working with the Colour Green . . . Martha Johnson
Photoshop Michael Bainbridge
Printmaking: Photographic Chine Collé Transfers – Intermediate . . . Stephanie Rayner
Studio Immersion

August 9 to 13 (page 22)

Abstracting the Landscape in Acrylics Debra Krakow
Fibre Art Techniques Jan Anderson
Landscape Painting – Plein Air & Studio Sam Paonessa
Painting – Discover Your Style Sandee Ewasiuk
Painting – Scaling Up Rhoda Payne
Pottery – Naked Raku & Related Techniques Michael Sheba
Studio Immersion
Travelling with a Sketchbook Nancy Newman

HALIBURTON IN THE FALL

October 25 to 29 (page 24)

Landscape Painting – Seasonal Details Rod Prouse
Mosaics Annette Blady Van Mil
Paint Like the Group of Seven Al Van Mil

The following courses are being offered online.

ONLINE

Summer (page 6)

Mindfulness, Creativity & Spirituality within Expressive Arts Marybeth Leis Druery

Fall (page 25)

Abstracting the Landscape in Acrylics Debra Krakow
Art Journaling: Developing a Practice Fay Wilkinson
Art Journaling: What, Why & How Fay Wilkinson
Coffee (Painting) Club Mary Intven Wallace
Drawing & Dynamic Composition on Mylar Martha Johnson
Drawing Animals Helen McCusker
Drawing Basics Helen McCusker
Fairytale & Life Fay Wilkinson
Landscape Painting – Contemporary Interpretations Steve Rose
Mask Making – Papier-Mâché Masks Clelia Scala
Negative Painting Nancy Newman
Painting Landscapes in Acrylic Mary Intven Wallace
Painting the Atmospheric Landscape Sam Paonessa
Painting the Evening Light John Anderson
Playful Colour in the Landscape John Anderson
Screenwriting Fundamentals – The Short Screenplay Hope Thompson
Shadow Puppet Play Clelia Scala
Watercolour Painting for Absolute Beginners Nancy Newman
Zentangle® Workshop Chari-lynn Reithmeier

Winter (page 29)

Drawing & Painting on Mylar II Martha Johnson
Drawing Faces Helen McCusker
Landscape Painting – Killarney John Anderson
Painting Landscapes in Acrylic Mary Intven Wallace
Puppet Design and Construction Clelia Scala
Watercolour Painting – Winter Landscapes Nancy Newman
Zentangle® Workshop Chari-lynn Reithmeier
Zentangle® Inspired Art Chari-lynn Reithmeier

See pages 32 to 38
for information
about our instructors

OPENING DATES FOR REGISTRATION

Summer courses... April 14

Fall courses... July 2

CENTRE FOR MAKING

The Centre for Making at Haliburton School of Art + Design is a Maker Space.

A gathering place where anyone can learn, explore, and create using technology as a tool for making and prototyping.

Our facility houses 3D printers, scanners, a laser engraver, CNC machine, vinyl cutter, industrial sewing machine, digital embroidery machine, large-scale photo printer, printing press, Risograph printer, and an assortment of photography/videography equipment.



HALIBURTON SUMMER 2021

ONLINE JUNE 5 – 30

Mindfulness, Creativity & Spirituality within Expressive Arts

COURSE CODE: ARTS2196

DATE: Saturdays June 5 and 26, Mondays and Wednesdays June 7 to 30, 2021 (2 Saturdays plus two evenings/week for 4 weeks)

TIME: Saturdays 9:00 am – 4:15 pm
Mondays and Wednesdays 6:30 – 9:00 pm

INSTRUCTOR: Marybeth Leis Druery

FEE: \$335.84

To register for this course, you must meet the admission requirements for the Expressive Arts Graduate Certificate Program. For more details, visit www.hsad.ca.

This course is an elective credit toward Fleming College's Expressive Arts Certificate. It is not an elective credit toward Fleming College's Visual and Creative Arts Diploma.

It is strongly recommended that students have taken Introduction to Expressive Arts (formerly Introduction to Expressive Arts Therapy) and Expressive Arts – Exploring Relationships (formerly Exploration of Therapeutic Relationships).

Essential to wellbeing, the interconnectivity of mindfulness, spirituality and creativity will be explored through expressive arts experiences in this reflective, contemplative and creative course. Through meditation, guided visualization, art making, movement, sound and writing, you will work both indoors and out in the natural world to connect to self, community, spirit and nature to deepen a personal practice of the contemplative and creative, centred self. Some time will be spent in silent reflection while walking, writing or making art. This course will appeal to those who are searching for a deepened connection to a self-care practice and to those who are working with caregivers or populations who could benefit from the principles and practices.



IN-PERSON JUNE 28 – JULY 2

Drawing – An Introduction to the Basics

COURSE CODE: ARTS307 SECTION: 41

DATE: June 28 – July 2, 2021

INSTRUCTOR: Marta Scythes

FEE: \$411.75 (+ \$2 optional material fee payable to instructor)

Begin or further develop your drawing skills in an encouraging, non-threatening environment. By immersing yourself in the fascinating discipline of drawing, you will produce realistic images, personal interpretations, and expressive work. Learn many rendering techniques and processes while considering the elements and organizing principles of design. Become familiar with the properties, brands and uses of a range of drawing materials while studying a variety of subjects. Perspective and traditional composition as applied to an array of subjects will be studied and incorporated into project work. The objective is to increase your observation skills while building confidence to explore and develop a personal style and direction.

Encaustic Mixed Media & Collage

COURSE CODE: ARTS1488 SECTION: 41

DATE: June 28 – July 2, 2021

INSTRUCTOR: Susan Fisher

FEE: \$411.75 (+ \$130 material fee payable to instructor)

Encaustic, an ancient beeswax-based technique, is currently embraced by contemporary mixed media artists. Learn how to integrate encaustic techniques into your mixed media work from textile to found sculpture, from ceramic to paper, or beyond.

Jewellery

COURSE CODE: ARTS117 SECTION: 41

DATE: June 28 – July 2, 2021

INSTRUCTOR: Michael Letki

FEE: \$411.75 (+ \$40 material fee payable to instructor)

Fabulous jewellery can be made using simple techniques. As a beginner, you will be introduced to these methods and encouraged to use them creatively while working in sterling silver and other materials. If you are working at a more experienced level, you will have an opportunity to explore new ideas – particularly on surface treatments, as well as practice your skills and work on your own projects with the guidance of the instructor. The work of current jewellery artists will be referenced and an information session dealing with supplies, sources and pricing will be held. You are welcome to bring your own materials and tools, but supplies will also be available from the instructor.

Regular classes are held on the Canada Day (July 1) holiday.

Landscape Painting 101

COURSE CODE: ARTS496 SECTION: 41
 DATE: June 28 – July 2, 2021
 INSTRUCTOR: Rod Prouse
 FEE: \$411.75 (+ \$40 material fee payable to instructor)

How many of us have wished that we could paint our own vision of Canada's breath-taking landscape? This course will teach you techniques that incorporate fundamental colour and painting principles, as well as visioning methods derived from photography and working directly in en scene. Even as a complete novice, you can experience the thrill of creating your own acrylic landscape painting. This course will provide a solid introduction to landscape painting. Using a simplified but expressive acrylic pallet, you will learn to manipulate line, shape, tone, texture and colour and a recipe to put it all together as a finished landscape painting. Most of the course will be studio time with a couple of field trips to provide the opportunity to sketch and photograph.

Mosaics

COURSE CODE: ARTS136 SECTION: 41
 DATE: June 28 – July 2, 2021
 INSTRUCTOR: Annette Blady Van Mil
 FEE: \$411.75 (+ \$25 material fee payable to instructor)

By definition, a mosaic is a surface decoration made by inlaying small pieces of coloured glass, stone or tile to produce a pattern or image. Discover the unusual, creative, innovative and fun world of mosaics. Gain an appreciation of the history and techniques and, by blending traditional and modern techniques, create some amazing works of art. Basic techniques will be taught through hands-on demonstrations. Turn your broken tiles, chipped china, cracked pots, smashed glass, old buttons, and mirrors into masterpieces. Make the ordinary extraordinary! All skill levels will benefit from this course.

Plein Air Acrylics – Introductory

COURSE CODE: ARTS1484 SECTION: 41
 DATE: June 28 – July 2, 2021
 INSTRUCTOR: John Anderson
 FEE: \$411.75 (+ \$10 material fee payable to instructor)

Painting in the great outdoors is quite a different experience than painting in a studio or classroom. Learn to compose, mix, and apply acrylic colour efficiently, while working outdoors, to capture the essence of the landscape 'en plein air'.



Pottery Throwing Camp – Intermediate/Advanced

COURSE CODE: ARTS735 SECTION: 42
 DATE: June 28 – July 2, 2021
 INSTRUCTOR: Rene Petitjean
 FEE: \$480.42 includes 3 bags of clay

This course is not suitable for beginners.

Have you ever wished you could spend several days just focusing on increasing your throwing skills? Do you feel that you have 'hit the wall' in terms of being able to throw...more efficiently, bigger pieces, more consistently, looser pots, tighter pots? This course will encourage and challenge you to learn new throwing techniques, increase your throwing skills, and practice, practice, practice. Throwing is a physical skill. It requires proper technique, good tools, and proper care of your body. Through a series of demonstrations, specific exercises, class discussions, inspirational videos, and lots of wheel time, you will have the opportunity to increase your throwing skill as well as develop a personal practice of pot-making. A pug-mill will be available to make reclaiming clay as easy as possible. It is not the intent of this course to cover glazing and firing. One bisque firing may be done to ease the transport of 'trophy pots'. A limber sense of humour and a willingness to cut pots in half will make the week much more enjoyable.

These courses will run simultaneously. Please clearly indicate which level you are registering for.

Passionate Paint I

COURSE CODE: ARTS1877 SECTION: 41
 DATE: June 28 – July 2, 2021
 INSTRUCTOR: Al Van Mil
 FEE: \$411.75

Learn to best express your passions in the visual language of paint. Develop abstracted imagery from real subject matter to build a vocabulary of expressive tools. A series of lectures, demonstrations and projects, plus individual attention will advance levels of artistic insight. Work in a positive and encouraging environment, using the paint medium of your choice. Explore interesting ways of interpreting still-life, landscape and the figure, to find your passion in paint. Reacting to your new repertoire in a free and uninhibited manner will help you discover your own style of painting. This course is about staging your painting and will offer a multitude of options for effective presentation of your ideas. All levels of experience are welcome.

Passionate Paint II

COURSE CODE: ARTS2081 SECTION: 41
 DATE: June 28 – July 2, 2021
 INSTRUCTOR: Al Van Mil
 FEE: \$411.75

This course is not suitable for beginners. Previous painting experience is required.

In this interactive course, you will further develop abstracted imagery from real subject matter to build a vocabulary of expressive tools. A series of lectures, demonstrations and projects, plus individual attention will advance levels of artistic insight. Work in a positive and encouraging environment, using the paint medium of your choice. Explore interesting ways of interpreting still life, landscape and figure to find your passion in paint. Reacting to your growing perspective in a free and uninhibited manner will help you discover your truest style of painting.

Watercolour Painting – Advanced

COURSE CODE: ARTS248 SECTION: 41
DATE: June 28 – July 2, 2021
INSTRUCTOR: Art Cunanan
FEE: \$411.75

This course is not suitable for beginners. It is imperative that participants have had at least three previous watercolour courses prior to participating.

At an advanced level of interaction, you will explore traditional and experimental techniques in watercolour painting. Instruction will be provided on composition and design, and the course is geared to sharpen skills and enhance personal interpretation. Learn how to make a contour painting, how to layer washes until they get the right value and how to use local and colour values to make strong statements. Sessions on compositions will include directing the eye with edges, placing darks and other colours, and advice on handling patterns and loosening painting style. Learn by demonstration and critique and benefit from individual attention. While this is not a plein air course, there may be an opportunity to enjoy some on-location painting, weather permitting. Painting outdoors will be a majority decision. Only when there is enough consensus will there be an outdoor painting session.

Studio Immersion
Find out more on page 22

SATURDAY, JULY 3

Encaustic & Photo Transfer Workshop

COURSE CODE: ARTS1780 SECTION: 41
DATE: July 3, 2021
INSTRUCTOR: Susan Fisher
FEE: \$128.07 (+ \$40 material fee payable to instructor)

Explore techniques that will enable you to combine photographic images with encaustic painting. Gain proficiency with photo transferring, collaging photo images, and the basic techniques of encaustic painting. The creative options are virtually endless. Experience with encaustic or painting in general is not necessary to enjoy this workshop.

Sketching Horses Workshop

COURSE CODE: ARTS2464 SECTION: 41
DATE: July 3, 2021
INSTRUCTOR: Marta Scythes
FEE: \$128.07 (+ \$2 optional material fee payable to instructor)

Through photo references and instructor demonstrations, explore the structure and spirit of the horse, learning to draw it accurately and expressively. Focus will be on perceived linear shapes, 3D structure and proportions, including the horse in motion. Instruction will be in dry media (graphite, conté, charcoal) and black ink but you may use your medium of choice. Reference handouts will be distributed to allow for further, independent study. Instruction is suitable for all skill levels.



Blacksmithing

COURSE CODE: ARTS38 SECTION: 41
 DATE: July 5 – 9, 2021
 INSTRUCTOR: Rene Petitjean
 FEE: \$577.37 includes \$158 initial material fee

This course involves the use of hot forges and metal. You must be prepared to work independently with a high level of concentration, physical exertion and mechanical aptitude.

Learn the basics of blacksmithing in a hands-on studio situation. You will have an opportunity to learn the skills required to produce appealing and functional objects using traditional blacksmithing techniques. Instruction will provide an understanding of simple forging principles such as drawing out, punching, scrolling and more. Finishing techniques will also be stressed. Ample opportunity will be provided to practice what you've seen demonstrated. Please bring a project concept with you. Large or multiple projects will be subject to additional material fees.

Collage & Acrylic Explorations

COURSE CODE: ARTS1004 SECTION: 41
 DATE: July 5 – 9, 2021
 INSTRUCTOR: Rose Pearson
 FEE: \$411.75 (+ \$40 material fee payable to instructor)

Instruction is best suited to students with some painting experience, but beginners can be accommodated.

In this exciting process-oriented course you will learn to combine collage materials and acrylic paint as a means of personal visual expression and distinct vocabulary. With a creative spirit, you will be encouraged to explore and experiment with new techniques using oriental and tissue papers, magazines, photographs, found objects, fabric, fibres, acrylic paint and anything else that you would like to adhere to your support surface. Make your own stamp and stencil and learn how to make polymer transfers. Composition and design principles will be addressed. Personal creative expression and uniqueness will be encouraged as you benefit from individual attention as well as group dialogue.



We purchased a cottage in the area so we'd be close to HSAD to take courses, attend Walkabout etc.

IAN MACCALLUM

Encaustic Mixed Media & Collage

COURSE CODE: ARTS1488 SECTION: 42
 DATE: July 5 – 9, 2021
 INSTRUCTOR: Susan Fisher
 FEE: \$411.75 (+ \$130 material fee payable to instructor)

Encaustic, an ancient beeswax-based technique, is currently embraced by contemporary mixed media artists. Learn how to integrate encaustic techniques into your mixed media work from textile to found sculpture, from ceramic to paper, or beyond.

Felting – Traditional & Contemporary Wet Techniques

COURSE CODE: ARTS2209 SECTION: 41
 DATE: July 5 – 9, 2021
 INSTRUCTOR: Susan MacDonald
 FEE: \$411.75 (+ \$15 base material fee payable to instructor. Additional material costs will depend upon projects chosen)

From artful, felted fashion accessories to home décor accents, felting provides a range of creative options. Learn Nuno and traditional wet felting techniques, ancient crafts that are fashionably contemporary and versatile. The addition of texture and colour will be explored as your creativity is encouraged. Project ideas include scarf, tube/ring scarf, shawl, table runner, bed end, and more. Fabrics created could also be used for garments such as vests, dresses, and jackets.

Experimental Stitched Structures

COURSE CODE: ARTS2474 SECTION: 41
 DATE: July 5 – 9, 2021
 INSTRUCTOR: Amanda McCavour
 FEE: \$411.75 (+ \$50 material fee payable to instructor)

Explore stitching as a drawing technique by combining machine and hand stitching with different types of Sulky® water soluble stabilizers. Use sewing to create lines and dynamic textures, focusing on constructing stitched and mixed media surfaces using machine embroidery and water soluble stabilizer in a variety of ways to create lace-like structures where stitch holds the piece together. Along with threads, experiment with combining an assortment of materials like plastics, papers, and yarns to create a variety of samples exploring different texture and colour combinations. You will be encouraged to express and grow your own ideas to create one-of-a-kind stitched 3D sculptures, wall works or wearable art pieces, depending on your interest. No experience is necessary but basic sewing machine operation skills will be helpful. You will be required to bring a familiar and reliable sewing machine in good working order.





HSAD creates a nurturing environment for art enthusiasts of all ages. We are allowed to think and grow on many levels.

IRENE FAIZ

Fundamental Drawing

COURSE CODE: ARTS98 SECTION: 41
DATE: July 5 – 9, 2021
INSTRUCTOR: Charles O'Neil
FEE: \$411.75

This course will make it easy for the uninitiated to fearlessly approach the process of drawing in a refreshing and creative environment. Learn to work with an assortment of media in a variety of techniques. Exploration of light and shade, contour and gesture drawing will increase perception of form and space, line and tone, as well as provide a basic understanding of expression. Subject matter will include indoor and outdoor material as well as a life model. Approaches to subject matter will be kept as simple as possible until you feel ready for more involvement. Creativity will be emphasized, and special technique development will foster expression and creativity. Working with pencil, conté, crayon, ink, washes, charcoal and glue, among other media, you will enjoy individual, personalized instruction. Work in a relaxed, non-threatening environment conducive to overcoming frustrations and fears about the process of drawing.

Jewellery Casting

COURSE CODE: ARTS119 SECTION: 41
DATE: July 5 – 9, 2021
INSTRUCTOR: Michael Letki
FEE: \$411.75 (+ \$40 material fee payable to instructor)

Using the ancient lost wax casting process to make jewellery opens the door to a fascinating world where an almost unlimited variety of three-dimensional forms and textures can be created. The tiniest details, textures and forms will be faithfully reproduced. Learn how virtually anyone with a shoebox of tools can do this at home! You will work on several pieces with emphasis placed on appropriate design for the methods, quality of workmanship and finishing techniques. You are welcome in this course whether you are working at a beginner or intermediate level of skill.

Landscape Painting – Working the Land

COURSE CODE: ARTS1540 SECTION: 41
DATE: July 5 – 9, 2021
INSTRUCTOR: Rod Prouse
FEE: \$411.75 (+ \$30 material fee payable to instructor)

This course is not suitable for beginners.

This course is designed to assist you to move beyond the literal and develop a personal voice in painting the land. Explore ways to interpret landscape, distill the painting possibilities in a scene, and apply relevant principles of design and technique to the work. Analyze observed landscape and reconstruct it in paint with a mind to developing a unique style. Using an analytical as well as a direct painterly response, one can refresh and personalize the landscape painting experience. Please note that this is not necessarily a plein air course or an exercise in studio abstraction, rather a selection of painting strategies with a goal of helping you develop. With this in mind, to be productive and versatile, work will be done in acrylics.

Painting – Advanced Individual Studies

COURSE CODE: ARTS914 SECTION: 41
DATE: July 5 – 9, 2021
INSTRUCTOR: John Leonard
FEE: \$411.75

This course is not suitable for beginners.

We are pleased to offer this opportunity for personal and professional growth as you immerse yourself in a deeper investigation of drawing and painting. With an emphasis on conceptual as opposed to technical investigations, learning will consist of facilitated discoveries resulting from interactions between all artists – students and instructors alike. Experience dialogue on a professional to professional level with your instructor and understand that differences of opinion are not only accepted but viewed as learning tools. These shared interests and exchanges will contribute significantly to your development as an artist. To maintain academic rigour and provide an effective learning environment, admission is subject to assessment of suitability.

Please submit the following information by June 2, 2021:

- Colour images of work (min 6)
- Artist statement and biography
- C.V. including complete exhibition record
- Details of relevant visual arts training and/or experience and related aesthetic experience if applicable
- Your personal and professional goals as well as your reasons for wanting to attend

Previous students of these courses are approved for participation and will not be required to engage in the detailed application and approval process again.

Digital files will not be accepted.

Mail to: Fleming College, Box 839, Haliburton, ON K0M 1S0
Attention: Shelley Schell

Register for the courses you are interested in as soon as possible. Registrations are accepted prior to determination of acceptance. Full refund will be issued if an application is deemed unsuitable. Admission is subject to assessment as detailed. In all courses, individual attention and group dialogue will address your body of work, personal questions and challenges.

Pottery – Beginners

COURSE CODE: ARTS175 SECTION: 41
DATE: July 5 – 10, 2021 (6 days)
INSTRUCTOR: Lisa Barry
FEE: \$494.09 includes 1 bag of clay

Instruction in this course will be delivered at the beginner level of wheel throwing and will include demonstrations on cylinders, bowls, plates, glaze techniques and the firing process. The development of your own personal style and the encouragement of artistic license will prevail. One bisque and one glaze fire will be accomplished during the course. Should you be inspired and enthusiastic upon completion of this course, you would be capable of taking Pottery II.

Studio Immersion

Find out more on page 22

SATURDAY, JULY 10

Earring Workshop

COURSE CODE: ARTS396 SECTION: 41
DATE: July 10, 2021
INSTRUCTOR: Susan Watson Ellis
FEE: \$128.07 (+ approx. \$60 material fee payable to instructor, if purchasing silver)

From the dawn of time, ears have been a focal point for decoration, ranging from a simple stud to complex chandelier styles of earrings. This workshop will provide a brief history of design and enough practical skill to create your own works of art. Traditional earring styles and attachments such as hoops, shepherd's hooks, and lever backs will be explored. Create your own unique designs using your imagination and new found skills.

Jewellery – Forged Bangle Workshop

COURSE CODE: ARTS781 SECTION: 41
DATE: July 10, 2021
INSTRUCTOR: Todd Jeffrey Ellis
FEE: \$128.07 (+ \$25 to \$60 material fee depending on projects chosen, payable to the instructor)

Learn the process of moving metal to create a dimensional sterling silver bangle. Whether you're a beginner or an experienced metalsmith, your hammering skills will get a work-out in this intensive, informative workshop! Sterling silver will be available for purchase from the instructor as bangle dimensions will vary depending on the size and width of the finished piece.

Local Gemstones Workshop

COURSE CODE: ARTS2289 SECTION: 41
DATE: July 10, 2021
INSTRUCTOR: Michael Bainbridge
FEE: \$128.07

Colourful gemstones don't only come from far-away places. Many types of beautiful stones for use in jewellery, carving, and other decorative items can be found close to home. Discover the special geological environment that underlies the Haliburton Highlands and surrounding area, and many of the desirable gemstones that can be found here. You will be shown some of the common tools and techniques used for working local stone, given instruction on where to look, and provided with resources to find out more about collecting, purchasing, and using local stone for your artistic purposes. Instruction will consist of a half-day in the classroom, followed by a half-day 'in the field' at a gemstone collecting site (weather permitting). Please note: The trail to the collecting location is approximately 600m long and includes short sections of moderate difficulty (steep hills). Please assess your level of physical ability accordingly and come prepared.

Nuno Felting Workshop

COURSE CODE: ARTS1742 SECTION: 41
DATE: July 10, 2021
INSTRUCTOR: Susan MacDonald
FEE: \$128.07 (+ approx. \$35 material fee payable to instructor, depending on project size)

Create a unique one-of-a-kind, show-stopping work of art with a little fibre, a little silk, some soap and water, and a few simple processes. Learn about an ancient craft that's fashionably at home in this modern world. Your project can be adapted to make a scarf, neck warmer, tube/ring scarf, table runner, bed end or virtually whatever you can imagine.



Sensations of Meditation – Sound Bath & Mala Making

COURSE CODE: ARTS2547 SECTION: 41
DATE: July 10, 2021
INSTRUCTOR: Linda Lee Purvis
FEE: \$128.07 (+ \$45 material fee payable to instructor)

There are many ways to pursue the profound benefits of meditation. This workshop features two independent and effective approaches. Especially helpful for those whomight enjoy a tactile component to help anchor wandering thoughts during meditation, is the use of a mala. A mala is a strand of 108 beads that one progressively fingers through while repeating a mantra, affirmation, or seed sound during their practice. Learn the symbolism and anatomy of the mala, and then create your own, customized from a selection of wood, crystal, and ornamental beads (partly in kit form/partly free-choice, to avoid shared contact of materials), concluding with a sampling of both traditional and contemporary applications using your finished creation. Experience the deeply restorative benefits of sound to aid meditation through a technique referred to as a sound bath. An eclectic array of specialized instruments, including quartz crystal and Himalayan singing bowls, crystal harp, quartz tuning forks, French Koshi Chimes, and other unique sound tools are played to surround you in an experiential sound-scape while you rest laying down in supported comfort, resulting in deep relaxation and restoration for the body and mind. Instruction will provide a variety of meditation techniques to inspire a sustainable meditation practice.



JULY 12 – 16

These courses will run simultaneously. Please clearly indicate which course you are registering for.

Acrylics & Mixed Media – Introductory

COURSE CODE: ARTS1175 SECTION: 41
DATE: July 12 – 16, 2021
INSTRUCTOR: Annette Blady Van Mil
FEE: \$411.75

Learn techniques using acrylic paints and products that will begin an exciting journey of discovery. You will be encouraged to work in a variety of formats, using traditional painting materials and fluid acrylics, as well as heavy body paints with collage. While technique will remain an important aspect, emphasis will be placed on experimentation, building a personal style and colour sense, choosing subject matter, and open discussions about the work produced.

Acrylics & Mixed Media – Intermediate

COURSE CODE: ARTS712 SECTION: 41
DATE: July 12 – 16, 2021
INSTRUCTOR: Annette Blady Van Mil
FEE: \$411.75

This course is not suitable for beginners. Instruction is designed for those who have some previous experience with acrylic painting.

In this course you will be encouraged to work in larger formats, using traditional painting materials and fluid acrylics, as well as heavy body paints with collage. While technique will remain an important aspect, emphasis will be placed on experimentation, building a personal style and colour sense, choosing subject matter, and open in-class discussions about the work produced.

Botanical Drawing & Watercolour Painting

COURSE CODE: ARTS1836 SECTION: 41
DATE: July 12 – 16, 2021
INSTRUCTOR: Marta Scythes
FEE: \$411.75 (+ \$2 optional material fee payable to instructor)

This studio course is suitable for all skill levels but some painting experience would be an asset.

While studying a wide variety of botanical specimens, learn several drawing and painting techniques, increasing your observation skills and confidence. Through a series of progressive exercises, working from photo references, demonstrations and live specimens, analyze the intricate lines, shapes, forms, textures, and colours of several botanicals. Emphasis will be placed on both loosely interpreting and accurately depicting the structure of subject matter while developing a personal style. Composition and perspective, as they apply to botanical art, will be addressed. Instruction will include frequent demonstrations and ongoing support, as needed.

Creative Writing – Ignite Your Potential

COURSE CODE: ARTS706 SECTION: 41
DATE: July 12 – 16, 2021
INSTRUCTOR: Nora Zylstra-Savage
FEE: \$411.75



Get inspired – get REALLY inspired. Whether you're a novice or professional, fiction or non-fiction writer, these writing exercises and styles will motivate and enthuse. This hands-on, high energy course provides an encouraging and safe space for discovering different genres, writing styles, and techniques including dialogue, story components, personal narratives, non-fiction, poetry, essays, perspectives and journal entries. Have fun responding to numerous multimedia prompts and stimuli. Experiment with writing tools such as clustering, mind mapping, rapid writing, storyboarding, stair structures and more. Let these triggers be a starting point for expanding your writing horizons and creativity. There will be time to share and receive positive feedback on your work.

Iron Sculpture

COURSE CODE: ARTS113 SECTION: 41
DATE: July 12 – 16, 2021
INSTRUCTOR: Rene Petitjean
FEE: \$577.37 includes \$158 initial material fee

This course involves the use of hot forges and metal. You must be prepared to work independently with a high level of concentration, physical exertion and mechanical aptitude.

This course will introduce you to the unique world of iron sculpture by blending traditional and modern techniques to create amazing and unusual sculptural pieces. Skills learned will aid in the production of both indoor and outdoor sculpture as well as yard art. Learn basic forging, welding, and cutting techniques. Traditional finishes, colour and patination will also be addressed. Please bring a project plan. If you are returning to this course, you will be encouraged to work on projects at an appropriate skill level. There will be an emphasis on coal and propane forge work.



Japanese Sumi-e & Watercolour – East Meets West

COURSE CODE: ARTS724 SECTION: 41
DATE: July 12 – 16, 2021
INSTRUCTOR: Cassandra Wyszowski
FEE: \$411.75

Instruction is not suitable for beginners. Japanese Brush Painting level I and some watercolour painting experience is required.

Expand your creative horizons and discover numerous fascinating and expressive watercolour methods that will harmonize with the art of Japanese Brush Painting. Instruction will include composition, problem solving, design ideas, Western watercolour, and further sumi-e brush techniques. Explore interesting subjects – blending traditional with non-traditional images, watercolour textures, spontaneous wet-in-wet techniques, colour mixing, colour values to achieve depth, and background washes. Manipulate beautiful and unique backgrounds. Engage in stimulating exercises and practice techniques that can be expressed in an abstract, non-objective, or a more representational approach, with an overlying impressionistic style. Explore transparent florals, landscape elements with textured rocks and trees, lake scenes, and quiet streams. Individual attention will assist and encourage you to find your personal creative voice.



I love creating something out of nothing and constantly view my surroundings in nature as a painting about to happen. I endeavour to portray a unique poetic expression that draws the viewer into their own experience of tranquillity.

CASSANDRA WYSZKOWSKI



These three courses will run simultaneously. Please clearly indicate the level you are registering for.

Jewellery – Chain Making: Beginner

Chains – they can be delicate or heavy, traditional or modern, symmetrical or abstract. Learn to form wire and fabricate links which will be connected to create traditional and modern chain styles. Once you have mastered basic jewellery making skills, you'll be encouraged to experiment with proportions, materials and linkages to create your unique designs. The material fee will vary with individual projects.

COURSE CODE: ARTS46 SECTION: 41
DATE: July 12 – 16, 2021
INSTRUCTOR: Susan Watson Ellis
FEE: \$411.75

Jewellery – Chain Making: Intermediate

COURSE CODE: ARTS1495 SECTION: 41
DATE: July 12 – 16, 2021
INSTRUCTOR: Susan Watson Ellis
FEE: \$411.75

This course is not suitable for beginners.

Expand your chain making skills to include chain designs that require soldering, such as single link designs. You will also learn to manipulate soldered links to alter their shape from round to oval or curved as well as how to flatten and forge them using hammers and steel blocks. The material fee will vary with individual projects.

Jewellery – Chain Making: Advanced

COURSE CODE: ARTS1659 SECTION: 41
DATE: July 12 – 16, 2021
INSTRUCTOR: Susan Watson Ellis
FEE: \$411.75

This course is not suitable for beginners.

Develop your chain making skills by exploring the techniques of fine chain fabrication. Link manipulation for this size of chain, element formation, and proportional considerations for your design will be addressed. The material fee will vary with individual projects.



Mosaics with Slate & Pebbles

COURSE CODE: ARTS2502 SECTION: 41
 DATE: July 12 – 16, 2021
 INSTRUCTOR: Heather Vollans
 FEE: \$411.75 (+ \$35 material fee payable to instructor)

There is something very special about working with materials from nature. Experience this as you complete a small mosaic on plywood, becoming familiar with the adhesives, the stone and the substrate. Progress to a large, ungrouted mosaic for outdoors on Wediboard*, utilising stone, stone tile, and pebbles. Learn how to cut materials (sometimes to expose the hidden beauty inside the stone) and how to position pieces to produce a mosaic that gives the stone its own unique 'voice'. Simple designs that will showcase the materials will be encouraged to utilise a. Instruction will include substrates suitable for outdoors, how to prepare them for mosaic, working with adhesives for outdoors, cutting techniques for a variety of materials, and how to care for your artwork. *Wediboard is a substrate which, when prepared, is suitable for outdoors year-round in Canada.

Oil Painting – Introduction to Plein Air

COURSE CODE: ARTS596 SECTION: 41
 DATE: July 12 – 16, 2021
 INSTRUCTOR: John Anderson
 FEE: \$411.75 (+ \$10 material fee payable to instructor)

This course is designed to engage you in the fundamental aspects of painting with oils on location and will encourage the exploration of the idea of landscape painting as an artistic and creative endeavour. The language of paint will be developed through mark making, colour, form, texture and composition. All concepts and techniques discussed will be demonstrated and supported through step-by-step instructor guidance. Through the understanding of these principles and with individual instruction, you will develop confidence in your painting ability. This course is suitable whether you have limited painting and drawing experience or if you are a more experienced painter planning to expand your capabilities and further develop your skills. You are invited to work with oil paint in an environment that encourages individual freedom and expression. Weather permitting, the majority of class time will be held outdoors.

Paint Like the Group of Seven

COURSE CODE: ARTS2188 SECTION: 41
 DATE: July 12 – 16, 2021
 INSTRUCTOR: Al Van Mil
 FEE: \$411.75

Learn to paint like Tom Thomson and the Group of Seven. Discover and practice the unique techniques this group of artists employed as you gain a more expressive grasp of landscape painting. Instruction is suitable for beginners, those new to acrylics or oils, or the experienced artist wishing to advance skills. You will be interpreting your reference materials and, depending on the weather, working outside.

Pottery – Form & Style

COURSE CODE: ARTS2186 SECTION: 41
 DATE: July 12 – 17, 2021 (6 days)
 INSTRUCTOR: Duncan Aird
 FEE: \$494.09 includes 1 bag of clay

This course is not suitable for beginners.

Immerse yourself in an investigation and development of your personal artistic style. Your aesthetic will evolve through the study of individual pieces in a potter's repertoire, demonstrations, visual references, and critiques, encouraging the development of a considered body of work.

Visual Arts – Advanced Individual Studies

COURSE CODE: ARTS915 SECTION: 41
 DATE: July 12 – 16, 2021
 INSTRUCTOR: John Leonard
 FEE: \$411.75

This course is not suitable for beginners.

We are pleased to offer this opportunity for personal and professional growth as you immerse yourself in a deeper investigation of drawing and painting. With an emphasis on conceptual as opposed to technical investigations, learning will consist of facilitated discoveries resulting from interactions between all artists – students and instructors alike. Experience dialogue on a professional to professional level with your instructor and understand that differences of opinion are not only accepted but viewed as learning tools. These shared interests and exchanges will contribute significantly to your development as an artist. To maintain academic rigour and provide an effective learning environment, admission is subject to assessment of suitability.

Please submit the following information by June 2, 2021:

- Colour images of work (min 6)
- Artist statement and biography
- C.V. including complete exhibition record
- Details of relevant visual arts training and/or experience and related aesthetic experience if applicable
- Your personal and professional goals as well as your reasons for wanting to attend

Previous students of these courses are approved for participation and will not be required to engage in the detailed application and approval process again.

Digital files will not be accepted.

Mail to: Fleming College, Box 839, Haliburton, ON K0M 1S0
 Attention: Shelley Schell

Register for the courses you are interested in as soon as possible. Registrations are accepted prior to determination of acceptance. Full refund will be issued if an application is deemed unsuitable. Admission is subject to assessment as detailed. In all courses, individual attention and group dialogue will address your body of work, personal questions and challenges.

SATURDAY, JULY 17

Alcohol Inks on Tiles Workshop

COURSE CODE: ARTS2355 SECTION: 41
DATE: July 17, 2021
INSTRUCTOR: Putzy Madronich
FEE: \$128.07 (+ \$10 material fee payable to instructor)

Learn to paint colourful, luminous works of art on ceramic tile using alcohol inks. Explore techniques that will take you beyond abstract experimentation to creating beautiful fine art pieces. This workshop is a great starting point for those who have never painted before and also suits experienced artists who would enjoy learning an exciting new medium.

Images & Words Workshop

COURSE CODE: ARTS2354 SECTION: 41
DATE: July 17, 2021
INSTRUCTOR: Rebecca Reynolds
FEE: \$128.07 (+ \$5 material fee payable to instructor)

Use creative writing as inspiration for your artwork, and use artwork as inspiration for your words. Explore how various artists have innovatively used words in their artwork and opened up new approaches and possibilities for mark-making. Be ready to play and experiment with a variety of media in an exploration of where the worlds of images and words intertwine in exciting, unexpected ways!

Jewellery – Sterling Silver Fold Formed Earrings Workshop

COURSE CODE: ARTS1519 SECTION: 41
DATE: July 17, 2021
INSTRUCTOR: Todd Jeffrey Ellis
FEE: \$128.07 (+ \$60 material fee payable to instructor)

No experience is needed to create an original pair of silver earrings. Explore the Canadian technique 'fold form method' of working with sheet metal in this hands-on workshop. Through the use of four different folds, you will create three-dimensional shapes of various designs to produce a unique pair of contemporary style earrings.



**Fusing the traditional
with the contemporary.**

TODD JEFFREY ELLIS

Precious Metal Clay Enamelling Workshop

COURSE CODE: ARTS1754 SECTION: 41
DATE: July 17, 2021
INSTRUCTOR: Shannon Kennedy
FEE: \$128.07 (+ \$74 material fee payable to instructor)

Learn the basics of making enamelled jewellery on Precious Metal Clay. When fired, Precious Metal Clay becomes 99.9% silver and presents vast creative possibilities. Create a pair of earrings and a pendant and then apply the enamelling techniques to these pieces.

Chain Bracelet Workshop

COURSE CODE: ARTS1677 SECTION: 41
DATE: July 17, 2021
INSTRUCTOR: Susan Watson Ellis
FEE: \$128.07 (+ approx. \$60 material fee payable to instructor, if purchasing silver)

Learn to form, saw and connect silver links to construct a multiple link bracelet such as the King's Chain, Parallel Chain, or Chain Mail. Sterling silver will be available for purchase from the instructor, or you may bring 10 to 12 feet of 1mm, 1/2 hard sterling silver wire and a sterling lobster clasp.



JULY 19 – 23

Acrylics – Trees, Rocks, Water & Sky

COURSE CODE: ARTS2350 SECTION: 41
DATE: July 19 – 23, 2021
INSTRUCTOR: Mary Intven Wallace
FEE: \$411.75



Celebrate Canada's iconic landscape as you paint skies, rocks, trees, and water. Daily demonstrations and step-by-step painting exercises will provide successful strategies for painting the elements of the outdoors. Topics covered include composition, value studies, acrylic colour, transparency, and transitional edges. Discussion and feedback in a supportive studio environment will help to evolve your painting style. Reference landscape photos will be available, or you are welcome to bring your own. Instruction is suitable for beginners as well as experienced painters. Connecting with nature is good for your art as well as your heart.

Acrylics, Mixed Media & Collage

COURSE CODE: ARTS2393 SECTION: 41
DATE: July 19 – 23, 2021
INSTRUCTOR: Melanie Matthews
FEE: \$411.75 (+\$30 material fee payable to instructor)

Explore the dynamic potential of acrylic media and its application in the context of exciting contemporary art practices. This includes a thoughtful examination of the history of collage and the use of diverse materials in the execution of mixed media works. Deconstruct ideas surrounding the content and context of collage and mixed media, referencing artists whose work best exemplifies the topic. You will be encouraged to explore a diverse and stimulating new topic each day. Beginning with and reaching beyond fundamentals such as colour mixing, paint application, layering imagery, and integrating dynamic texture, efforts will culminate to produce a rich and profound experience as well as works of art. Discussion and interaction are welcomed and encouraged. All students are asked to contribute to an atmosphere of joyful collaboration. You will enjoy a supportive, nurturing and productive working environment.



**This was a fabulous experience!
I look forward to many more courses in
future summers.**

KAREEN HAGUE

Bladesmithing

COURSE CODE: ARTS2032 SECTION: 41
DATE: July 19 – 23, 2021
INSTRUCTOR: Jeff Helmes
FEE: \$411.75 (+ \$100 material fee payable to instructor)

Create a hand-forged, hand-finished knife using simple tools. Instruction will cover forging, heat-treating and finishing, as well as assembling a handle using a variety of natural materials.



Drawn to Watercolour Painting

COURSE CODE: ARTS2389 SECTION: 41
DATE: July 19 – 23, 2021
INSTRUCTOR: Gord Jones
FEE: \$411.75

Beginner to intermediate watercolourists will explore the transition from a photo to a finished interpretive watercolour. Use simple and effective preliminary value sketches, compositional techniques, and drawing basics to condense the photographic subject matter. There will be interactive lectures, demonstrations, lots of painting time with individual instruction, and very supportive critique.

Jewellery – Enamelling

COURSE CODE: ARTS2496 SECTION: 41
DATE: July 19 – 23, 2021
INSTRUCTOR: Shannon Kennedy
FEE: \$411.75 (+ \$105 material fee payable to instructor)

Explore personal approaches to working with enamel, developing your technical and design skills in independent ways. A variety of techniques will be demonstrated, with the option to focus on those of greatest interest. Use of opaque, transparent and opalescent color, counter enamel, forming, wet packing, painting and drawing techniques, liquid enamels, torch and kiln firing, setting options, and experimental explorations will be discussed. Progressive instruction will work toward a beautifully finished pair of earrings and/or pendant. Both beginning and advanced students will be challenged to work at suitable levels of skill. All tools, copper, and enamels will be provided and fine silver will be available for purchase from the instructor.

Oil Painting – Plein Air Intermediate/Advanced

COURSE CODE: ARTS597 SECTION: 41
DATE: July 19 – 23, 2021
INSTRUCTOR: John Anderson
FEE: \$411.75 (+ \$10 material fee payable to instructor)

This course is not suitable for beginners. Oil Painting – Introduction to Plein Air is recommended. Alternatively, contact with the instructor will be arranged by the school.

Improve and expand your oil painting skills and approach to the landscape as you undertake the particular challenges of painting outdoors. Instruction will help you identify the elements of successful on-location oil painting. Learn the elements of success and the sequence of techniques necessary to complete a finished oil sketch, given the time constraints imposed by outdoor painting. Effective value-based composition and efficient and exciting colour mixing from a limited palette will also be addressed.

Painting – Advanced Individual Studies

COURSE CODE: ARTS914 SECTION: 42
 DATE: July 19 – 23, 2021
 INSTRUCTOR: John Leonard
 FEE: \$411.75

This course is not suitable for beginners.

We are pleased to offer this opportunity for personal and professional growth as you immerse yourself in a deeper investigation of drawing and painting. With an emphasis on conceptual as opposed to technical investigations, learning will consist of facilitated discoveries resulting from interactions between all artists – students and instructors alike. Experience dialogue on a professional to professional level with your instructor and understand that differences of opinion are not only accepted but viewed as learning tools. These shared interests and exchanges will contribute significantly to your development as an artist. To maintain academic rigour and provide an effective learning environment, admission is subject to assessment of suitability.

Please submit the following information by June 2, 2021:

- Colour images of work (min 6)
- Artist statement and biography
- C.V. including complete exhibition record
- Details of relevant visual arts training and/or experience and related aesthetic experience if applicable
- Your personal and professional goals as well as your reasons for wanting to attend

Previous students of these courses are approved for participation and will not be required to engage in the detailed application and approval process again.

Digital files will not be accepted.

Mail to: Fleming College, Box 839, Haliburton, ON K0M 1S0
 Attention: Shelley Schell

Register for the courses you are interested in as soon as possible. Registrations are accepted prior to determination of acceptance. Full refund will be issued if an application is deemed unsuitable. Admission is subject to assessment as detailed. In all courses, individual attention and group dialogue will address your body of work, personal questions and challenges.

Studio Immersion
 Find out more on page 22

Painting with Alcohol Inks – Exploring Surfaces

COURSE CODE: ARTS2452 SECTION: 41
 DATE: July 19 – 23, 2021
 INSTRUCTOR: Putzy Madronich
 FEE: \$411.75 (+ \$25 material fee payable to instructor)

In a supportive, fun and relaxed atmosphere, learn paint colourful, luminous works of art on ceramic tile, yupo paper, and canvas using alcohol inks. Explore a variety of techniques that will extend beyond experimentation to the creation of beautiful fine art pieces on non-porous surfaces. Instruction will benefit the experienced painters using their skills with an exciting new medium and will also provide an excellent starting point for those who have never painted before.

Photographic Landscapes – Intimate Interpretations

COURSE CODE: ARTS2180 SECTION: 41
 DATE: July 19 – 23, 2021
 INSTRUCTOR: Rob Stimpson
 FEE: \$411.75 (+ \$5 material fee payable to instructor)

This course is not suitable for beginners. Knowledge of your camera and photo imaging software is essential.

From vistas overlooking unbroken forest to a wealth of lakes and rivers, the varied and diverse landscapes of the Haliburton Highlands inspire the exploration of photographic techniques. Good photographs are made, not just taken. Learn to create a landscape image, using three methods; pre-visualization, image capture, and post-processing recognition of an existing composition to be obtained effectively. Instruction will address camera functions, combined functions, and lens selection to capture what you are seeing. Photo imaging software takes your work to the next level in the creation of the image shot. The differences between and suitability of documenting or interpreting a photograph will be discussed. Instruction will include assignments, image sharing, and constructive critiques. Working with like-minded people, intermediate photographers will learn new techniques and refine work flow.

Pottery Throwing Camp – Intermediate/Advanced

COURSE CODE: ARTS735 SECTION: 41
 DATE: July 19 – 23, 2021
 INSTRUCTOR: Rene Petitjean
 FEE: \$480.42 includes 3 bags of clay

This course is not suitable for beginners.

Have you ever wished you could spend several days just focusing on increasing your throwing skills? Do you feel that you have 'hit the wall' in terms of being able to throw... more efficiently, bigger pieces, more consistently, looser pots, tighter pots? This course will encourage and challenge you to learn new throwing techniques, increase your throwing skills, and practice, practice, practice. Throwing is a physical skill. It requires proper technique, good tools, and proper care of your body. Through a series of demonstrations, specific exercises, class discussions, inspirational videos, and lots of wheel time, you will have the opportunity to increase your throwing skill as well as develop a personal practice of pot-making. A pug-mill will be available to make reclaiming clay as easy as possible. It is not the intent of this course to cover glazing and firing. One bisque firing may be done to ease the transport of 'trophy pots'. A limber sense of humour and a willingness to cut pots in half will make the week much more enjoyable.



SATURDAY, JULY 24

Colour Mixing Workshop

COURSE CODE: ARTS2346 SECTION: 41
DATE: July 24, 2021
INSTRUCTOR: John Anderson
FEE: \$128.07 (+ \$5 material fee payable to instructor)

This workshop is designed to take the mystery out of mixing colours, starting with warm and cool primaries. Building a repertoire of reliable choices from your palette, troubleshooting to avoid colour choices that leave your glazes lifeless, and infusing shadows, greys and darks with colour, are just some of the areas that will be covered with step-by-step demonstrations. Fast-paced instruction will assist whether you are a relative newcomer to oils or acrylics or a seasoned painter wanting to refresh your palette. Handouts will be available for future reference. Instruction is suitable for oil and acrylic painters, with primary demonstrations in oils, and supplementary examples rendered in acrylic as needed.

Felting - Surface Design Workshop


COURSE CODE: ARTS2306 SECTION: 41
DATE: July 24, 2021
INSTRUCTOR: Heidi Hudspeth
FEE: \$128.07 (+ approx. \$20 material fee payable to instructor)

Enhancing the surface of a felted piece provides a wealth of creative possibilities. Explore some of these options using both needle and wet felting techniques to build embellishments, create relief, and embed resists.

Knitting with Copper Wire Workshop

COURSE CODE: ARTS2463 SECTION: 41
DATE: July 24, 2021
INSTRUCTOR: Sayward Johnson
FEE: \$128.07 (+ \$15 material fee payable to instructor)

Break with tradition and learn the basics of knitting with copper wire to create small sculptural and/or flat pieces. Experiment with the basics of hammering and shaping and learn how to create blue-green patinas. Patterns will be provided.



Landscape Painting Workshop

COURSE CODE: ARTS1879 SECTION: 41
DATE: July 24, 2021
INSTRUCTOR: Matthew Mancini
FEE: \$128.07

Using the great plein air painters of the past as inspiration, this workshop will explore contemporary methods to painting the landscape in one session. Discover how to reduce a range of natural phenomena into a simplified, albeit convincing, landscape painting of your stylistic choice. You are welcome to work in oil, water-soluble oil, or acrylic paints.



Printmaking - Woodcut Workshop

COURSE CODE: ARTS2181 SECTION: 41
DATE: July 24, 2021
INSTRUCTOR: Marta Scythes
FEE: \$128.07 (+ \$10 material fee payable to instructor)

Learn the processes of carving an image into a wood plate, inking the surface, and hand printing multiple copies of your image. Sample coloured papers will be supplied to enrich the colour element in your prints. Subject choice and exploring personal style will be encouraged. This introductory relief printmaking workshop is open to all skill levels.

Quilted Rug Workshop

COURSE CODE: ARTS2342 SECTION: 41
DATE: July 24, 2021
INSTRUCTOR: Albert Cote
FEE: \$128.07 (+ \$20 material fee payable to instructor)

Create a beautiful, one-of-a-kind quilted rug in this very innovative workshop. Using at least three and up to five fabrics, construct a piece onto which you will 'doodle' a design that will be stitched through all layers. You will then cut through to the desired colours underneath and begin to see your rug pattern and colours appear. Once all the cutting is complete, the inside of the cut design will be echo quilted.

Sterling Silver Spinner Ring Workshop

COURSE CODE: ARTS2476 SECTION: 41
DATE: July 24, 2021
INSTRUCTOR: Shannon Kennedy
FEE: \$128.07 (+ \$40 material fee payable to instructor)

Design and create a unique sterling silver spinner ring. Learn how to measure, anneal, saw, texture, form, polish, and patina, producing a beautiful ring band with individual bands that spin and move within the shank. You will be working with sterling silver, copper and brass. No previous experience is needed.

JULY 26 – 30

Art Knitting with Copper Wire

COURSE CODE: ARTS2395 SECTION: 41
DATE: July 26 – 30, 2021
INSTRUCTOR: Sayward Johnson
FEE: \$411.75 (+ \$75 material fee payable to instructor)

Knitting experience is required but you don't need previous experience working with metals.

Break with tradition and learn the basics of knitting with copper wire to create small sculptural pieces, flat pieces, and lots of options in between. Experiment with very fine wire and play with non-traditional ways to knit with thicker gauges. Test samples will be created and freestyle knitting encouraged. Instruction will include the basics of metalsmithing (hammering and shaping), black patinas, heat patinas, and the beautiful blue-green patinas for which copper is so famous. Explore how to seal pieces with shellac, varnish, and create effects using wax. Basic patterns for creating small orbs and vessels (knit on four needles in the round) will be provided, but you will be encouraged to pursue and explore your ideas as well. Feel free to bring other textile tools and materials with which to experiment. Free-spirited experimentation is whole-heartedly encouraged!

Jewellery – Advanced Techniques

COURSE CODE: ARTS2503 SECTION: 41
DATE: July 26 – 30, 2021
INSTRUCTOR: Michaela Wolfert
FEE: \$411.75

This course is not suitable for beginners.

Designed for intermediate/advanced metalworkers aspiring to move beyond existing jewellery-making skills, instruction and the guidance of a master goldsmith, will focus on a mutually agreed-upon project that will challenge capabilities and expand knowledge. Small class size will ensure a productive studio environment and individual attention. Pre-course discussions about the nature of the project will ensure appropriate material and supply availability (sterling silver, gold, gems stones).

Painting Birds

COURSE CODE: ARTS2033 SECTION: 41
DATE: July 26 – 30, 2021
INSTRUCTOR: Matthew Mancini
FEE: \$411.75 (+ \$2 optional material fee payable to instructor)

Step-by-step instruction will address painting realistic birds in a simplified manner. Using your own 'to-scale' reference photo (digital or print), refine technique, composition, colour, form, and texture in one or more paintings of your stylistic choice. You are welcome to work in oil, water-soluble oil, or acrylic paints.

Pastel Painting – Introductory

COURSE CODE: ARTS1100 SECTION: 41
DATE: July 26 – 30, 2021
INSTRUCTOR: Margaret Ferraro
FEE: \$411.75

This course begins with a thorough introduction to pastel supplies and their many application techniques. Study each technique separately, first by example, then by demonstration, resulting in the creation of a sample booklet of different pastel mixing techniques. Utilize the proper techniques to keep a clear palette, control values, and layer pigment to create the luminous and rich quality of this medium. Instruction will familiarize you with different types of pastels, how to use them in conjunction with each other, and the most beneficial way of achieving impact with the medium. Basic colour theory is addressed while taking inventory not only of the colours you have but how to mix the ones you don't have. Learn the traditional technique for setting up a painting with a value sketch using a limited, then an expanded palette. Individual studies of many popular subjects such as trees, bushes, flowers, fruits, skies, and water will be covered.





Quilting – Improvisational Abstract with Mixed Media

COURSE CODE: ARTS2302 SECTION: 41
 DATE: July 26 – 30, 2021
 INSTRUCTOR: Albert Cote
 FEE: \$411.75 (+ \$40 material fee payable to instructor)

This is an extremely creatively freeing course. Discover how shapes, angles, bold colours, straight lines, poems, movies, and even folklore will aid you in creating abstract quilts that stretch the imagination and tell a new story. Document your ideas in a journal for the creation of future quilts. The intent is that, upon completion of the course, you will have at least three finished quilts and enough tools to create many future improvisational abstract pieces. Fabric, paint, thread, crayons, folding techniques, thread techniques, and anything you can sew down with a needle or sewing machine will be explored. Learn to work as a group as well as on your own to brainstorm themes as a starting point to a new way of seeing things. Create abstract quilts that will invite conversation and wonder. You will be required to bring a familiar and reliable sewing machine in good working order.

Pottery II

COURSE CODE: ARTS179 SECTION: 41
 DATE: July 26 – 31, 2021 (6 days)
 INSTRUCTOR: Lisa Barry
 FEE: \$494.09 includes 1 bag of clay

This course is not suitable for beginners. Pottery – Beginners or equivalent wheel work experience is required to participate. Instruction in this course is delivered at an intermediate level of skill.

Through the use of demonstrations, critiques and much time spent on the wheel, you will develop a better understanding of the form and function of clay. There will be demonstrations of throwing techniques including cylinders, bowls, plates, lidded pieces and vases. You will also experience glaze mixing, loading and firing kilns. There will be one bisque fire and one glaze fire accomplished during the course.

Printmaking – Floating Washes of Colour

COURSE CODE: ARTS182 SECTION: 41
 DATE: July 26 – 30, 2021
 INSTRUCTOR: Stephanie Rayner
 FEE: \$411.75 (+ \$50 material fee payable to instructor)

Non-toxic watercolour monoprinting is a dynamic art form combining the unlimited palette and radiant flow of watercolours with an unusual diversity of beautiful and compelling techniques unique to this process. You will learn proper use of an etching press, the preparation of your printmaking plates, the paper, the correct numbering, signing and care of your prints, plus at least six entirely different approaches to the medium with emphasis on the manipulation of watercolour washes on the plate's impermeable surface that allows for a floating of colour in a way no other medium can. You will also be taught how to do watercolour monotypes at home without a press. This art form works with you...not having to print within a given time frees you to progress and play at your own pace with options for re-working, experimenting and even deleting without losing the entire work. This exciting process loosens artistic tightness, inspires confidence and expands creativity. You need not have previous experience in either watercolours or printmaking to achieve beautiful results.



**It is not what I planned,
 but exactly what I wanted.**

ALBERT COTE

Watercolour Painting – Big Skies, Clouds & Landscapes

COURSE CODE: ARTS1665 SECTION: 41
 DATE: July 26 – 30, 2021
 INSTRUCTOR: Marta Scythes
 FEE: \$411.75 (+ \$2 optional material fee payable to instructor)

Interpret the drama and beauty of the Ontario landscape and dynamic skies while challenging yourself to take risks and explore new territory. Flat, graded and variegated washes and drybrush techniques will be reviewed and built upon. Learn methods of painting on hot and cold pressed paper with different moisture content (wet on: dry, damp and wet) to achieve various edges and dramatic effects. With colour theory central to instruction, learn to mix a variety of intermediates and neutrals from pure primaries, unifying your work. Discover pigment interactions based on the physical properties of paper and paint. Study will include depicting different cloud formations and how light, water content and wind define their properties. Proportion and composition will be discussed to inform pleasing design choices. Value, contrast and aerial perspective will be considered to achieve an illusion of pictorial depth. Instruction will include daily demonstrations.

Studio Immersion
 Find out more on p. 22

AUGUST 2 – 6

Acrylic Painting & Mixed Media Collage Open Studio

COURSE CODE: ARTS2437 SECTION: 41
DATE: August 2 – 6, 2021
INSTRUCTOR: Rose Pearson
FEE: \$411.75 (+ \$15 material fee payable to instructor)

This course is not suitable for beginners.

Individual instruction will support and challenge you to further develop your vision and artistic practice. This studio opportunity is structured around your consultation with the instructor-as-mentor on materials, techniques, ideas, and process of vision-to-execution, to create your own body of work. Assess the evolution of your work in self and group critiques.

Free Motion Embroidery

COURSE CODE: ARTS1257 SECTION: 41
DATE: August 2 – 6, 2021
INSTRUCTOR: Saskia Wassing
FEE: \$411.75 (+ \$20 material fee payable to instructor)

Develop the techniques and skills required to use your basic domestic sewing machine for free-machine embroidery (also known as free motion embroidery). This method uses the sewing machine as a drawing tool and creates marks and textures with fabric and thread. A series of technical samples will be created and various applications investigated, including cutwork, appliqué, quilting, and creating fabric with thread. Explore colour, pattern, texture, and image, playing with the many possibilities. These samples can then be developed with the potential to complete a two or three dimensional textile project(s) of your choosing. Ideas on how to source and develop individual work will be discussed, with the opportunity for expert critique and assistance. Emphasis is on developing your personal skills at your own pace. There will be a variety of projects available for reference and inspiration. Instruction is suitable for beginners and those who wish to further develop their machine sewing skills. You will be required to bring a sewing machine, in good working order, plus an embroidery or darning foot. If you are a beginner and not very familiar with your machine, please bring the manual for reference.



Handbuilding Pottery

COURSE CODE: ARTS1218 SECTION: 41
DATE: August 2 – 7, 2021 (6 days)
INSTRUCTOR: Kate Carder
FEE: \$494.09 includes 1 bag of clay

This course will focus on creating fun and functional pottery while exploring fundamental hand-building techniques and a variety of decorating techniques. The characteristics and working properties of clay will be discovered as you create vessels, boxes, bowls, plates, and cups using pinching, coiling, and slab-building techniques. This is an ideal course for beginners or for intermediate hand-builders looking for new ideas and opportunities to experiment. Additional clay will be available for purchase from the school at a cost of \$20 per bag, which includes glazing and firing.



It's all about the process!

KATE CARDER

Painting Contemporary Foliage – Working with the Colour Green

COURSE CODE: ARTS2551
DATE: August 2 – 6, 2021
INSTRUCTOR: Martha Johnson
FEE: \$411.75

This course is not suitable for beginners. Add a fresh contemporary approach to painting the green summer season as you work toward producing a larger studio painting. Work with warm, cool, and neutral greens in-studio as well as outdoors, weather permitting. Specific lessons are designed to help recognize and describe different foliage elements, keeping your landscape painting bright and energetic. The colour green is deep, dark or light, and varies. Learn to see colour quickly and mix values effectively. Composition concerns will round out the approach. Gentle critiques will assist with developments.

Photoshop

COURSE CODE: ARTS1752 SECTION: 41
DATE: August 2 – 6, 2021
INSTRUCTOR: Michael Bainbridge
FEE: \$411.75 (+ \$10 material fee payable to instructor)

Basic Windows skills are essential and required. Photoshop itself is practically identical on both Mac and PC so instruction applies to both platforms.

Ansel Adams said, "The negative is comparable to the composer's score, and the print to its performance." The ability to digitally manipulate images provides vast opportunities ranging from simple correction of imperfections to highly artistic applications and results. Restore, enhance, or completely alter an existing image. Learn the basics of choosing appropriate file types and options for web and print, and complete digital manipulation techniques using advanced tools including the selective application of effects and filters, and layers. Taking photographs is not part of the instruction – please bring digital images. This course is intended for and taught using the full version of Photoshop CC but may also be suitable for Photoshop Elements users (lite version) as nearly all of the tools and practical techniques are transferable. There is no instruction given in the use of Elements specifically, however.

**Regular classes are held
on the Civic Holiday Monday.**

Printmaking – Photographic Chine Collé Transfers: Intermediate

COURSE CODE: ARTS2552

DATE: August 2 – 6, 2021

INSTRUCTOR: Stephanie Rayner

FEE: \$411.75 (+ \$60 material fee payable to instructor)

This course is not suitable for beginners. Instruction is suited to students who have previously taken at least one of Stephanie Rayner's watercolour printmaking courses. This unusual combination of beautiful mediums and papers can provide an enchanting journey into creativity. Images of your choice will be reproduced on Japanese papers and then, working with the saturated watercolour pigments processes, integrated into one work of art. You will have many options to pull both delicately colourful and or powerfully graphic prints. Images for transfer could be your art or parts of, your photographs or parts of, maps, old letters, or collages of found images you create. Possibilities are wide open, inviting and exciting.



The watercolour prints are very very beautiful. But, in the end, they are postcards... sent back from a joyous inner journey.

STEPHANIE RAYNER

AUGUST 9 – 13

Abstracting the Landscape in Acrylics

COURSE CODE: ARTS1668

SECTION: 41

DATE: August 9 – 13, 2021

INSTRUCTOR: Debra Krakow

FEE: \$411.75 (+ \$50 material fee payable to instructor)

Learn to simplify a scene to create an abstract landscape on canvas. The emphasis will be on a free and expressive approach, taking inspiration from the abstract landscapes of contemporary artists. You may work from photos, sketches, or your imagination. Learn to work in layers, using colour and a variety of acrylic mediums to create vibrant, textured underpaintings. These will be overlaid with layers of opaque colour and transparent glazes to bring your abstract landscapes to life. Instruction, suitable for beginners or experienced painters, will include daily demonstrations and lots of individual attention.

Fibre Art Techniques

COURSE CODE: ARTS2210

SECTION: 41

DATE: August 9 – 13, 2021

INSTRUCTOR: Jan Anderson

FEE: \$411.75 (+ \$40 material fee payable to instructor)

Learn fibre art techniques such as painting, dying, stamping, free motion quilting, thread sketching, thread painting, and hand embellishments as you design, create, experiment and play in a supportive environment. Skills learned will be applied to the creation of a large wall hanging that depicts your passion and story. You will be required to bring a familiar and reliable sewing machine in good working order. It is imperative also to bring a free motion sewing foot and be able to drop the feed dogs.

Studio Immersion

Indulge in independent practice within a hive of artistic energy. Studio practice will be developed through focused immersion in a shared, dedicated workspace, adhering to all safety protocols. Participants interested in this opportunity must arrange a consultation to determine needs, equipment, staff/instructional support, and other considerations, prior to registration.

Typically, a learner could expect to have a 10'x10' space available Monday to Friday from 8 am to 4:30 pm, including table, chair, and additional basic needs as feasible (for example easels, irons/ironing boards, blocking boards). All spaces have running water and WIFI.

Registration is subject to an approved assessment of feasible needs and goals.

Base Fee: \$256.80

Fee is potentially subject to additional fees based on services/equipment. This will be discussed in the consultation and agreed upon prior to registration.



If you're interested:

Contact HSAD at askus@hsad.ca or call 1-866-353-6464 ext. 4 and ask for Gail or Shelley.

A consultation date and time will be established to tailor your experience before you register. This consultation can be arranged prior to registration opening on April 14 and on an ongoing basis afterward.

An approved plan will enable registration.

With safety protocols limiting the number of students, the intention of Studio Immersion is to provide additional opportunities for people to engage in creative process in a meaningful, individual way.



Landscape Painting – Plein Air & Studio

COURSE CODE: ARTS2439 SECTION: 41
 DATE: August 9 – 13, 2021
 INSTRUCTOR: Sam Paonessa
 FEE: \$411.75

This course is not suitable for beginner plein air painters.

Enjoy the best of both worlds – paint and sketch in the field and then develop colour studies and sketches in-studio. The first half of the course will consist of Plein air painting, followed by the remainder of the time in-studio. Instruction will include demonstrations and is suited to oil and acrylic painters.

Painting – Discover Your Style

COURSE CODE: ARTS2216 SECTION: 41
 DATE: August 9 – 13, 2021
 INSTRUCTOR: Sandee Ewasiuk
 FEE: \$411.75

Instruction is designed to assist in the discovery of your unique style of painting. Discuss artists and their styles while practicing techniques using a variety of materials and methods. In this manner, you will be able to explore and identify your current personal painting style and consider how to refine and push it to new levels. Instruction is appropriate for all skill levels and choice of painting media.

Painting – Scaling Up

COURSE CODE: ARTS2448 SECTION: 41
 DATE: August 9 – 13, 2021
 INSTRUCTOR: Rhoda Payne
 FEE: \$411.75

Step into the terrifying, mystifying, and deeply satisfying world of working large. Whether you're a fearless beginner or an experienced painter you'll be encouraged to develop your personal vision in a supportive and challenging environment. Discover the physicality, unique rhythms and freedom that large scale brings as you build the confidence and the skills to express yourself more freely and boldly through scale. You are welcome to work in any water-based media and to paint/draw on canvas, paper or any other large (or large composite) surfaces of your choice. Please refer to the materials list for detail.

Pottery – Naked Raku & Related Techniques

COURSE CODE: ARTS1831 SECTION: 41
 DATE: August 9 – 13, 2021
 INSTRUCTOR: Michael Sheba
 FEE: \$494.53

Previous Raku experience or permission of the instructor is required to participate in this course.

This advanced-level professional development course is a challenging exploration of the technical aspects of various Raku effects. Topics will be systematically studied, and results evaluated so that successful outcomes can be obtained at will. There will be a thorough study of effective firing and post-firing reduction techniques as they relate to Crackle, Carbonization and Terra Sigillata and Horse-Hair Raku techniques. These techniques will form the basis of obtaining successful results with the spectacular technique called Naked Raku or Shadow Crackle. There will be daily firings and, time permitting, Raku kiln design will be addressed. Please bring eight bisqued pieces using Raku clay. A maximum class size of eight ensures individual attention.

Travelling with a Sketchbook

COURSE CODE: ARTS2164 SECTION: 41
 DATE: August 9 – 13, 2021
 INSTRUCTOR: Nancy Newman
 FEE: \$411.75 (+ \$10 material fee payable to instructor)

Some watercolour experience is preferable.

Whether you travel near home or farther afield, travelling with a sketchbook makes the experience more memorable and enjoyable. Discover easy, enjoyable and successful approaches to painting and sketching on location. Use a variety of tools, water media and techniques to capture the essence of the landscape. Many practical ideas for travelling with a sketchbook will be shared. New techniques will be introduced in the classroom, followed by some time en plein air applying new skills and approaches. Gain the courage required to paint on location the next time you travel, even if the trip is just to your dock at the cottage.

HALIBURTON FALL 2021



OCTOBER 25 – 29

Landscape Painting – Seasonal Details

COURSE CODE: ARTS2314 SECTION: 41
DATE: October 25 – 29, 2021
INSTRUCTOR: Rod Prouse
FEE: \$411.75 (+ \$30 material fee payable to instructor)

This course is not suitable for beginners.

Painting the changing seasons is a Canadian tradition. Being able to analyze and incorporate aspects of composition and design that bring forward seasonal details is useful knowledge. Instruction will examine design imperatives that define seasonal details in landscape painting. This is primarily an advanced studio course with a few sketching excursions to collect current seasonal data.

Mosaics

COURSE CODE: ARTS136 SECTION: 42
DATE: October 25 – 29, 2021
INSTRUCTOR: Annette Blady Van Mil
FEE: \$411.75 (+ \$25 material fee payable to instructor)

By definition, a mosaic is a surface decoration made by inlaying small pieces of coloured glass, stone or tile to produce a pattern or image. Discover the unusual, creative, innovative and fun world of mosaics. Gain an appreciation of the history and techniques and, by blending traditional and modern techniques, create some amazing works of art. Basic techniques will be taught through hands-on demonstrations. Turn your broken tiles, chipped china, cracked pots, smashed glass, old buttons, and mirrors into masterpieces. Make the ordinary extraordinary! All skill levels will benefit from this course.

Paint Like the Group of Seven

COURSE CODE: ARTS2188 SECTION: 42
DATE: October 25 – 29, 2021
INSTRUCTOR: Al Van Mil
FEE: \$411.75

Learn to paint like Tom Thomson and the Group of Seven. Discover and practice the unique techniques this group of artists employed as you gain a more expressive grasp of landscape painting. Instruction is suitable for beginners, those new to acrylics or oils, or the experienced artist wishing to advance skills. You will be interpreting your reference materials and, depending on the weather, working outside.




**Thank you for offering
these great courses!**

CHRIS HAMILTON

ONLINE FALL 2021

Stay in touch and engaged through this new online suite of offerings. Try something new or push the boundaries of your skills. Costs and course codes will be available online by July 2 when registration opens. flemingcollege.ca/continuing-education/courses



Abstracting the Landscape in Acrylics

INSTRUCTOR: Debra Krakow
DATE: November 1 – 5, 2021 (5 days)
TIME: 9:00 – 11:30 am

Learn to simplify a scene to create an abstract landscape on canvas. The emphasis will be on a free and expressive approach, taking inspiration from the abstract landscapes of contemporary artists. You may work from photos, sketches, or your imagination. Learn to work in layers, using colour and acrylic mediums to create vibrant, textured underpaintings. These will be overlaid with layers of opaque colour and transparent glazes to bring your abstract landscapes to life. Instruction, suitable for beginners or experienced painters, will include demonstrations and lots of individual attention.



Coffee (Painting) Club

INSTRUCTOR: Mary Intven Wallace
DATE: 1 morning, see dates below
TIME: 9:00 – 11:30 am

Each date is a separate workshop. Register for one or more individually.

September 16, 2021	Project: Lakeside Pine
October 14, 2021	Project: Merrily Down the Stream
November 18, 2021	Project: Moonscape
December 9, 2021	Project: Snowscape

Share some time with others while trying your hand at some unique and simple techniques. No experience required. Join your instructor from your own kitchen table where you'll work with some expected and some unexpected ingredients: coffee, water, sketchbook, pencil and paintbrush. Demonstrations and step-by-step exercises, in a relaxed online environment, will encourage you to have fun while learning something new.

Art Journaling: What, Why & How

INSTRUCTOR: Fay Wilkinson
DATE: November 7, 2021
(1 afternoon)
TIME: 2:00 – 3:30 pm

Art Journaling is a place to wander and wonder, a chance to experiment and play, and a fun form of self-care. It uses a combination of images (found or created) + colour + words, minus judgement. Join this introductory session where you will see examples of page spreads, and demonstrations of a variety of art-making techniques. You will also have an opportunity to try it out for yourself which will give you a sense of how playful and effective this can be. Absolutely no previous art-making experience is necessary!

Art Journaling: Developing a Practice

INSTRUCTOR: Fay Wilkinson
DATE: November 28 and December 5, 2021
(2 afternoons)
TIME: 2:00 – 4:00 pm

Art Journaling is a place to wander and wonder, a chance to experiment and play, and a fun form of self-care. Explore Art Journaling as a practice in this two-part, highly experiential series. Pages are a combination of images (found or created) + colour + words (optional), minus judgement. Discover ways to tackle the blank page and work with prompts to get creative juices flowing. Develop a variety of art-making techniques that will help build an expressive tool box. This is a playful, yet meaningful approach that studies have shown significantly contributes to our sense of wellbeing, particularly important in these times. All levels of experience are welcome.



Drawing & Dynamic Composition on Mylar

INSTRUCTOR: Martha Johnson
 DATE: Tuesdays, September 14 to November 2, 2021
 (8 evenings)
 TIME: 7:00 – 9:30 pm

The luscious frosted surface of Mylar readily accepts a variety of mediums. Its translucent, plastic nature allows tracing from an original (printing without a press), giving work a contemporary feel. Instruction will introduce materials and methods appropriate to Mylar, and progress to exploration in a supportive and encouraging environment. Lessons will include mediums used for drawing on Mylar, monochromatic imagery, acrylic and matte medium, painting both sides of the Mylar surface, developing a series, mixed media, large-scale works, design, fluorescent colour, and combining wet and dry mediums. Instruction is suitable for all skill levels, from beginner to advanced. A minimum of two critique sessions will be included.

Drawing Animals

INSTRUCTOR: Helen McCusker
 DATE: November 5 and 12, 2021 (2 mornings)
 TIME: 10:00 am – 12:00 pm

Drawings of animals captivate us – we love to see how artists have portrayed beloved pets or the power and energy of wild animals. Learn to create beautiful drawings of animals from photo reference. Using traditional media – graphite, conté, and pastels, engage in drawing exercises designed to understand form, movement, and light with expressive line, tone/shading and composition. Discover several useful drawing techniques that will enhance your artwork. Photographic reference will be provided, but you are welcome to bring your own photos to work from as well.

Drawing Basics

INSTRUCTOR: Helen McCusker
 DATE: October 24, 2021 (1 afternoon)
 TIME: 1:00 – 4:00 pm

Discover visual tools and exercises that will help you draw what you see. Learn observational drawing skills using traditional drawing media – graphite, conté (hard pastels), and charcoal, using these materials in a variety of techniques. Expressive line, tone/shading, texture, and how to compose your drawings will all be addressed.

Instruction is suitable whether you are new to drawing or looking to refresh your drawing skills.

Fairytales & Life

INSTRUCTOR: Fay Wilkinson
 DATE: Wednesdays, September 8 to 29, 2021 (4 sessions)
 TIME: 10:00 am – 1:00 pm

A tale, however slight, illuminates truth. – Rumi

Delve into the magic of fairytales through a variety of integrated processes, including simple bookmaking, visual art, writing, and stitching. An expressive arts-based approach will highlight the shift between one mode of expression to another, providing opportunities to amplify and clarify ideas. With fresh eyes, open ears and playful spirits, delight in bravery, sorcery, and all manner of shenanigans. What parallels are there between the essence of these stories and our lives? What can we learn about ourselves and our relationships through taking on the mantle of one of the characters? What would it be like to tell a chapter of our story through the lens of a fairytale? Tackle these and other questions that arise. Absolutely no experience in expressive arts, storytelling or art-making is necessary to take part in and enjoy this adventure!

Landscape Painting – Contemporary Interpretations

INSTRUCTOR: Steve Rose
 DATE: November 6 & 7, 2021 (1 weekend)
 TIME: Sat. 10:00 am – 4:00 pm,
 Sun. 10:00 am – 1:00 pm

Please note: Instruction is not suitable for beginners.

View the landscape through a fresh creative lens. Conceptual explorations will expand artistic ideas and compel you to see your surroundings – urban or rural, organic or manmade – in new ways. A brief lecture and discussion will be followed by a warm-up, leading to inspiring and motivating exercises that will strengthen skills and further develop final paintings. You're invited to work in the paint medium and on the supports of your choice.



Painting your impression of local land, sea and sky is a wonderful way to celebrate Canada's iconic landscape.

MARY INTVEN WALLACE

Painting Landscapes in Acrylic

INSTRUCTOR: Mary Intven Wallace

DATE: Sunday, October 17,
Wednesdays, October 20 to November 10,
Sunday, November 10, 2021
(2 Sundays plus 4 Wednesday evenings)

TIME: Sundays 9:00 am – 3:00 pm
Wednesday 6:30 – 9:00 pm

Celebrate Canada's iconic landscape as you paint skies, rocks, trees, and water. Instructor demonstrations and step-by-step painting exercises will provide strategies for painting the elements of the outdoors. Learn about composition, value studies, acrylic colour, transparency, and transitional edges. Discussion and feedback in a supportive online environment will help to evolve your personal painting style. Reference landscape photos will be available, or you are welcome to use your own. Instruction is suitable for beginning and more experienced painters.

Painting the Atmospheric Landscape


INSTRUCTOR: Sam Paonessa

DATE: October 14, 2021, Project: Autumn (1 session) or
November 25, 2021, Project: Winter (1 session)

TIME: 10:00 am – 1:00 pm

Please note: This workshop is not suitable for beginners.

Demonstrations, individual attention, and encouragement will increase your creative confidence and style. Developing visual editing skills, learn about creating depth and distance in the landscape, rendering hard and soft edge effects, and the importance of values as you explore capturing atmospheric quality. You are invited to work with acrylic or oil paint in an environment that encourages individual freedom, imagination, and expression. Paint along or take notes and take photos in sequence. A valuable constructive critique session will be provided at the end of class. Instruction is best suited for those with some painting experience or if you are an experienced painter planning to further develop skills.



Mask Making – Papier-Mâché Masks

INSTRUCTOR: Clelia Scala

DATE: Tuesdays, October 5 to November 23, 2021
(8 evenings)

TIME: 7:00 – 9:00 pm

Materials fee: \$35 + \$25 shipping for optional kit – or instructor will provide itemized list of materials and sources.

Masks are one of the oldest art forms. Be inspired by a presentation and discussion of the elements of mask design and masks from around the world, discovering how to bring your own designs to life. Learn sculpting methods, create plaster moulds, cast your mask, and finish your mask using a variety of techniques. All levels of experience and skill are welcome.

Negative Painting

INSTRUCTOR: Nancy Newman

DATE: Wednesdays, November 10 – December 1, 2021
(4 afternoons)

TIME: 1:00 – 4:00 pm

Please note: Instruction is not suitable for beginners.

Add this exciting and dramatic approach to your painting repertoire. Working in the negative will energize you and add a whole new level to your creative process. Develop unique images by using the space in and around an object. Create exciting under-paintings and enhance your image with layers, lost and found edges, and textures. Increase the range of values in your painting, moving from light to dark, creating the illusion of depth. Initially, you will learn to "think negatively" through step-by-step demonstrations and exercises. Simplify shapes, create effective compositions, and refine your images to achieve painting with dynamic impact. This negative approach is taught using watercolours.





Learning to paint is learning to see all over again but better than you've ever seen before – that's a promise!

JOHN ANDERSON

Painting the Evening Light

INSTRUCTOR: John Anderson
DATE: October 27 and 28, 2021 (2 mornings)
TIME: 9:00 am – 12:00 pm

The spectrum of light changes with weather, time of day, and season. Building the character of light into a landscape takes a certain sensitivity in colour mixing to make that feeling come through to the viewer. Learn to see the evening colour character and mix colours that communicate the evening light experience with a landscape containing an architectural feature. Instruction will take an impressionist approach to blocking in a composition, and layering from dark to light, along with managing edges successfully for greatest impact in a subtle situation.

Playful Colour in the Landscape

INSTRUCTOR: John Anderson
DATE: November 10, 2021 (1 evening)
TIME: 6:00 – 9:00 pm

Colour can be a window to personal expression as a landscape painter. Discover how exciting it is to approach a subject outside the confinement of representational colour and learn to see possibilities in an emotional approach to colour. Working from black and white reference, learn how to build a colour profile that makes an engaging statement in colour from an impressionist perspective.

Screenwriting Fundamentals – The Short Screenplay

INSTRUCTOR: Hope Thompson
DATE: Tuesdays, September 28 to November 2, 2021 (6 evenings)
TIME: 7:00 – 9:00 pm

Before Lights, Camera, Action! there's the screenplay – the essential blueprint of cinematic storytelling. With a specific focus on the short screenplay instruction introduces the art and craft of screenwriting. Through online lectures, assigned screenings, group discussions, and in-class (online) exercises, learn the fundamentals of narrative screenwriting, such as three-act structure, character, theme, plot, subplot, dialogue, and subtext. A process-oriented course, you will develop your own original idea with a goal of completing the first draft of a five to ten-minute screenplay by the end of the course. No prior screenwriting experience is necessary.

Shadow Puppet Play

INSTRUCTOR: Clelia Scala
DATE: September 26, 2021 (1 session)
TIME: 3:00 – 6:00 pm

Materials fee: \$25 (includes shipping)

Develop a simple story and animate it with two and three-part shadow puppets that you design and make in this delightful workshop. Arrive online with a rough story idea and any additional supplies you may want to use for interesting scenery – feathers, branches, fancy paper, and more all cast interesting shadows!

Watercolour Painting for Absolute Beginners

INSTRUCTOR: Nancy Newman
DATE: Wednesdays, October 13 to November 3, 2021 (4 afternoons)
TIME: 1:00 – 4:00 pm

Designed for the absolute beginner, this is the perfect opportunity to try your hand at watercolours. In a supportive and encouraging atmosphere, learn about materials, the basics of brush strokes, application of pigments, and a variety of techniques used to create watercolour paintings. Through short demonstrations and exercises, experience how colours mingle and layer to create transparent glowing effects. Experience the wonder of watercolours.



Zentangle® Workshop

INSTRUCTOR: Chari-lynn Reithmeier
DATE: Wednesdays, November 10 and 17, 2021 (2 sessions)
TIME: 10:00 am – 1:00 pm

Zentangle is an easy to learn, relaxing and fun way of creating beautiful images by drawing structured patterns. The Zentangle method increases focus and creativity, provides artistic satisfaction, and instills a sense of personal well-being. Learn the history and language of the art form and, step-by-step, construct "tangles" (patterns). Instruction will develop the ability to use the Zentangle method in your daily life as a meditative art form, a jump start to your creativity, an enhancement to your journal, to incorporate pattern into your other projects, or simply for fun!

ONLINE WINTER 2022

ONLINE WINTER 2022



Drawing & Painting on Mylar II

INSTRUCTOR: Martha Johnson
DATE: Tuesdays, January 18 to March 8, 2022
(8 evenings)
TIME: 7:00 – 9:30 pm

The luscious frosted surface of Mylar readily accepts a variety of mediums. It's translucent, plastic nature allows tracing from an original (printing without a press), giving work a contemporary feel. Instruction will further introduce wet and dry materials and mediums appropriate for use on Mylar. You will progress to exploration in a supportive and encouraging environment online. Lessons include: combining drawing and painting, colour mixing, adding fluorescent pigment and developing imagery on both sides of the frosted surface. You may choose to work towards abstraction, develop in series, and larger-scale works are encouraged. This course is suitable for most skill levels and may be considered the next course after Drawing & Dynamic Composition on Mylar. A minimum of two critique sessions will be included.

Drawing Faces

INSTRUCTOR: Helen McCusker
DATE: Fridays, January 21 to February 11, 2022
(4 afternoons)
TIME: 1:00 – 4:00 pm

Portraits and drawings of people are compelling. We love it when the artist captures a likeness – that most elusive of goals. Learn how to look at a face and draw what you see. Discover how to look at the form of the face and understand how the features change as the angle of the face, or the light changes.

Using mirrors and photographic reference, engage in exercises and techniques designed to create an understanding of the foundations of portrait drawing. Using a variety of traditional media – graphite, conté, pastel and charcoal, explore the importance and impact of light on form and how to draw the shapes of light and shadow. Instruction will include both traditional and contemporary methods of drawing the face.

Landscape Painting – Killarney

INSTRUCTOR: John Anderson
DATE: February 8 – 10, 2022 (3 mornings)
TIME: 9:00 am – 12:00 pm

One of the iconic places in Canadian landscape has to be Killarney. Capture its majesty and character as you build a successful composition through the impressionist approach to blocking in, developing and finishing a mid-size canvas. Learn how to manage edges through value, colour and transitions between light and dark, to create movement through the canvas for the viewer.

Painting Landscapes in Acrylic

INSTRUCTOR: Mary Intven Wallace
DATE: Sunday, February 27, Wednesdays March 2 to 23,
Sunday, March 28, 2022
(2 Sundays plus 4 Wednesday evenings)
TIME: Sundays 9:00 am – 3:00 pm
Wednesday 6:30 – 9:00 pm

Celebrate Canada's iconic landscape as you paint skies, rocks, trees, and water. Instructor demonstrations and step-by-step painting exercises will provide strategies for painting the elements of the outdoors. Learn about composition, value studies, acrylic colour, transparency, and transitional edges. Discussion and feedback in a supportive online environment will help to evolve your personal painting style. Reference landscape photos will be available, or you are welcome to use your own. Instruction is suitable for beginning and more experienced painters.



**My feet don't touch the ground!
The walls within totally do disappear!**

ROBYNNE COLE

Puppet Design and Construction

INSTRUCTOR: Clelia Scala

DATE: Tuesdays, January 18 to March 8, 2022
(8 evenings)

TIME: 7:00 – 9:00 pm

Materials fee: \$50 (includes shipping)

Presentations and hands-on learning will introduce table-top puppet design and construction, elements of character, and basic puppeteering techniques. Sculpt, make moulds, cast in paper, paint, build joints, costume your creation, and explore the movements of your completed puppet with your fellow puppet makers. All levels of experience and skill are welcome.

Watercolour Painting – Winter Landscapes

INSTRUCTOR: Nancy Newman

DATE: Wednesdays, February 2 to 23, 2022 (4 afternoons)

TIME: 1:00 – 4:00 pm

Instruction suits those with painting experience.

Watercolour is the perfect medium to capture the bright, crisp atmosphere of a sunny winter day. Learn to effectively use light and shadow to indicate atmosphere, light, colour, shape and form. Through short exercises and demonstrations, discover specific strategies to create the illusion of depth in your winter landscape. Apply these strategies in a step-by-step painting of a sugar shack nestled in a snowy forest.

Zentangle® Workshop

INSTRUCTOR: Chari-lynn Reithmeier

DATE: Wednesdays, January 19 and 26, 2022

TIME: 1:00 – 4:00 pm

Zentangle is an easy to learn, relaxing and fun way of creating beautiful images by drawing structured patterns. The Zentangle method increases focus and creativity, provides artistic satisfaction, and instills a sense of personal well-being. Learn the history and language of the art form and, step-by-step, construct "tangles" (patterns). Instruction will develop the ability to use the Zentangle method in your daily life as a meditative art form, a jump start to your creativity, an enhancement to your journal, to incorporate pattern into your other projects, or simply for fun!

Zentangle® Inspired Art

INSTRUCTOR: Chari-lynn Reithmeier

DATE: Wednesdays, February 16 and 23, 2022
(2 sessions)

TIME: 10:00 am – 1:00 pm


This workshop is not suitable for beginners. Completion of an HSAD Zentangle workshop or from any Certified Zentangle teacher is required.

Zentangle is a very relaxing meditative art form that provides a unique opportunity to expand into Zentangle Inspired Art (ZIA). Learn how to apply the principles and tangles (patterns) of Zentangle to other art forms. Add colour and embellish cards or journals as you create beautiful artwork with intricate patterns.



Zentangle is a fun, relaxing and easy way to create beautiful images from structured pattern.

CHARI-LYNN REITHMEIER



Expressive Arts

Ontario College Graduate Certificate Program



Monday, April 25 to Friday, June 17, 2022

The Expressive Arts Certificate is an eight-course Ontario College Graduate Certificate that can be achieved on a full-time basis by attending the eight-week intensive format program in the spring.

As of March 2018, the college no longer offers the EXA certificate on a part-time basis to new students.

For current part-time students who have declared intention to complete the certificate, individual course registrations, for up to four courses, will be considered in the eight-week program on March 21, 2022, dependent upon the program registration level and space availability. Registration priority is full-time students.

PROGRAM HIGHLIGHTS

This certificate would be a helpful addition to the counselling, teaching, or ministry you currently offer others. As a teacher, artist, nurse, social worker, minister, or someone in another caring profession, you will benefit from knowing how to facilitate the development and transformation of the people in your care, through expressive arts.

MINIMUM ADMISSION REQUIREMENTS

– Human service or arts diploma/degree.

Students who do not meet the formal academic requirements may be considered by applying through an alternate mature student admissions procedure. Inquire for additional information.

HOW TO APPLY

Full-time Domestic students must apply through Ontario Colleges. Go to www.ontariocolleges.ca

OCAS Code: EXA

College Code: SSFL

Campus Code: 4

You must submit your official transcripts of your diploma or degree in the arts or human sciences field of study.

Full-time International applicants must apply directly through Fleming College's International Student Office. international@flemingcollege.ca

Current part-time students register for individual courses within the full-time program or during the summer schedule, through the Haliburton Campus. Dependent upon the complete program registration level and space availability in the full-time program, part-time students can register on March 21, 2022, for up to four courses.

When you have successfully completed the eight required courses inform the college, with a signed letter, that you wish to graduate. Courses must be completed within a five year year timeframe.

FEES AND ADDITIONAL COSTS

Domestic: *\$1,819.93 per semester for the intensive eight-week program, plus a *\$200 material fee payable to the academic coordinator. Current part-time students pay individual course registration fees of \$335.84, plus a *\$25.00 material fee per course. (*Tuition and fees are subject to change.)

Although this program is not OSAP eligible, there are bursaries available to students who qualify.

International: \$7,486.35 for the intensive eight-week program plus a *\$200 material fee payable to the academic coordinator. (*Tuition and fees are based on Canadian dollar rates and are subject to change.)

*Tuition amounts are from the 2020-2021 academic year and are subject to change.

ACCOMMODATIONS

College housekeeping cabins – There may be limited shared accommodation in the school's housekeeping cabins on a first-come, first-served basis. Please note availability and costs are subject to change. Contact the Haliburton Campus for more information.

Private Accommodation List – A list of various accommodations available in the area is available at flemingcollege.ca/school/haliburton-school-of-art-and-design/accommodation

Fleming College and The Create Institute

Fleming College is pleased to be affiliated with The Create Institute in Toronto, Ontario (formerly International School of Interdisciplinary Studies). The Create Institute is a certificate-granting, registered private career college offering training institute in intermodal expressive arts therapy. Students who graduate from The Create Institute can apply their credits toward a MA degree in Expressive Arts Therapy at the European Graduate School in Switzerland www.egsuniversity.ch.

Graduates of Fleming's Expressive Arts Certificate program will be granted the following should they choose to continue studies at the Create Institute:

- Credit for 100 studio hours in the CI program
- The distinction of "Arts Specialization" on their CI certificate

www.thecreateinstitute.org

flemingcollege.ca/programs/expressive-arts



Matt Mancini, painting instructor

YOUR INSTRUCTORS

Duncan Aird is a practicing studio potter, dedicated to creating functional, everyday pottery. He explores surface through the use of slip, underglaze, and texture in both oxidation and soda firings. His work has been exhibited in group and solo exhibitions, nationally and internationally, where it has been among the award winners. Duncan has been teaching ceramics for more than two decades at the Dundas Valley School of Art, as well as Mohawk College, where he is currently also the Ceramics Technician. www.airdpottery.com

Jan Anderson became a committed fabric artist-quilter after taking her first course at the Haliburton School of Art + Design. After experimenting and creating with glass, wood, stone, paper and wire, she is addicted to the texture, diversity and colour of textiles. Jan manipulates wax, wool rovings, rust, paint, dye, pigment, canvas, cotton, origami, embellishments, and more to produce unique wall hangings. She has over seventeen years of teaching experience at colleges and universities in Ontario and is recognized for her passion, creativity and innovation, touched by humour and motivation. www.bytheriverstudio.ca

John David Anderson is an enthusiastic studio and plein air painter, working in oils and acrylics. His excitement about the language and process of painting, accompanied with an element of creative joy is infectious. As a full-time artist and instructor, John is committed to assisting, mentoring and instructing here in Canada, in Provence, and in Tuscany. As a young boy, his first major influences were the paintings of Andrew Wyeth and later meeting A Y Jackson, he was inspired to absorb the landscape tradition of Tom Thomson and members of The Group of Seven. Many more artists have become the influence from which he has drawn the building blocks of his craft. The focus of much of John's work is the light story, as he describes it. His approach is a study in how the character of light movement creates the elements of composition in a pathway of light as it touches surfaces, creating shapes in value and colour from which to build an engaging surface in paint. John is represented by The Ethel Curry Gallery in Haliburton, Double Doors Gallery in Barrie, The Art Bank Collective in Clarksburg, as well as many guest appearances in other galleries. www.johndavidanderson.ca
Instagram: @jdapainter

Michael Bainbridge worked for ten years as a cameraman and director of photography in film and TV before switching full-time to still photography. Since then, his work has been sold privately, exhibited publicly, and featured internationally. He now specializes in art and specimen photography for museums and private collectors. Michael is a frequent guest speaker at major conferences in his field, teaches photography and digital manipulation regularly, and does Photoshop work and pre-press processing for other photographers. www.theoccurrence.ca

Lisa Barry is a graduate of Sheridan College's Ceramics Program and has also achieved a BFA from the Alberta College of Art and Design. Lisa has a broad range of experience with various pottery techniques as well as kiln firing processes. An artist of note, she has exhibited nationally and continues to develop herself as an artist through workshops and learning opportunities. Lisa brings a passion and energy to her teaching that ensures a lively and creative atmosphere for her students. www.homesteadpottery.ca

Annette Blady Van Mil is a graduate of OCAD U. For many years, she has worked as an architectural and interior designer on projects all over North America, but painting has always been her first love. Annette has spent several years developing her unique approach to painting using mixed media, found objects, stained glass and encaustic. It is this diverse and open-minded approach to media and materials that inspires her mosaics and artwork. The popularity of the style she has developed has allowed her to pursue art on a full-time basis. www.annetteblady.com

Kate Carder holds a Bachelor of Fine Arts from Concordia University, a Bachelor of Education from the University of Toronto, and a Master of Fine Arts in Studio Practice from Western University. She has exhibited her work at various public galleries in Ontario, including the McIntosh Gallery in London and the Agnes Jamieson Gallery in Minden. Kate is a part-time faculty member at the Haliburton School of Art + Design, teaching in the Ceramics, Fibres, Painting & Drawing, and VCAD programs. Her recent artistic practice explores the urge to preserve and cushion objects against the passage of time.

Albert Cote graduated from Brock University with BA degrees in Visual Arts and Education. His natural artistic abilities, imagination, visual arts background, and his experience in operating a quilt store for many years has served as a starting point for a very successful longarm and fibre arts career. He has many commissioned pieces in the Niagara area as well as throughout Canada and the US. His innovative classes and trunk shows are an attraction for many people in the quilting world. www.imaginationtextile.com

Art Cunanan born in the Philippines and educated at the University of Santo Tomas in Manila, emigrated to Canada in 1976. He works primarily in watercolour but also enjoys painting in oil and acrylic. The challenges and unpredictability of watercolour always surprises, making it his medium of choice. Art regularly conducts workshops across Canada, the US, and Europe. Most of his works are in private and corporate collections in Canada, the US, Australia, the Philippines, and Europe. Art is also an elected member of the prestigious Canadian Society of Painters in Watercolour. www.artbcunanan.com

Todd Jeffrey Ellis received an arts diploma from Niagara College in 1970 and completed his degree at OCADU, attaining his Bachelor of Design. He has worked extensively in various areas of the arts: teaching, directing, and set, prop, and furniture designing. His love of metalwork took hold when he discovered chasing, repoussé, and the moving of metal in 1995. Since that time he has studied at OCAD U, George Brown College, the Haliburton School of Art + Design and through extensive studies with such renowned masters as Lois Etherington Betteridge, Brian Clarke, Charles Lewton Brain, and Don Stuart. In 2000 Jeffrey was awarded 'Best Holloware Award' in the Metal Arts Guild's 'Under Glass' Exhibition. In 2003 he participated in a group exhibition at Metalurge in Toronto, which showcased his expertise in the decorative form. He has taught at Niagara College, York University, Toronto Teacher's College, and the Haliburton School of Art + Design, and served on the executive of the Metal Arts Guild of Canada for seven years. In 2008 he was published in 500 Metal Vessels. In 2010 he had an exhibition with Susan Watson Ellis at the Ontario Craft Council Gallery, and Jeffrey and Susan created the window display for the Guild Show during the 2010 Film Festival. silversmith.ca/about/

Sandee Ewasiuk a graduate of OCAD U, has participated in many group and solo exhibitions and her paintings can be found in corporate and private collections around the world. She currently divides her time between painting and teaching art at the Dundas Valley School of Art and The Art Gallery of Burlington. She recently spent a month in Thailand as an artist-in-residence, exploring painting and mixed media. www.sandeeewasiuk.ca

Margaret Ferraro artwork includes pastel, oil, and acrylic painting and is rooted in traditional style while playing with some level of abstraction. An adventurous and always experimental use of colour are signature qualities of her work. Since 2008, she has led painting trips to Central and South America, France, Italy, Spain, Costa Rica, and most recently, Peru. She has exhibited widely in the Ottawa area, as well as with the Pastel Society of Eastern Canada (Montreal), Pastel Artist of Canada (various locations across Canada, Toronto, Vancouver), the Pastel Society of America (New York City), and more. Margaret is a seasoned instructor of not only pastel, but also underpainting for pastel, and creativity courses on how to find your voice and progress as an artist. www.margaretferraro.blogspot.com

Susan Fisher graduated from Concordia University with an Honours BFA and a postgraduate diploma in Art Education. She then continued her education at Trent University where she achieved a Master's Degree specializing in First Nations Art History. From an early passion for printmaking and especially photography, she embraced the specialized techniques of encaustic painting, an ancient medium rediscovered and currently popular with a growing number of artists. She has had numerous solo shows in the Peterborough area including a major solo show at the Art Gallery of Peterborough. Her work has been juried into a prestigious show in Sagami-hara, Japan and has also been shown in Denver, Co. She is represented by Soho Myriad Gallery, Atlanta and Ethel Curry Gallery, Haliburton. www.fisherencaustic.com

Jeff Helmes began bladesmithing in 2003, working out of a primitive hand-built forge in his backyard. A graduate of Fleming College's Artist Blacksmith program, Jeff has pursued bladesmithing and bladesmithing full time since 2004. He is currently self-employed as a full-time swordsmith.

Heidi Hudspith achieved her BFA from McMaster University. She became enthralled with fibre arts while later studying at the Alberta College of Art and achieving Fleming College's Fibre Arts Certificate. The tactile and sculptural nature of felt has been a constant source of inspiration ever since. More recently, Heidi completed a three-year apprenticeship as a chocolatier with Joanne Mogridge of Cocoa West Chocolates. She continues to enjoy working in both the fibre and culinary arts.

Mary Intven Wallace award winning artist, educator, and author, shares her love of the land, sea, and sky in her contemporary paintings of the Canadian landscape. In her artwork, she shares her view of this wonderful world as a place of vibrant colour. Mary's landscapes brighten the walls of galleries across Canada, many private collections, and are also featured in her published books which have won awards such as the International White Raven Award and the National Outdoor Book Award. www.maryintvenwallaceartist.com
Facebook: www.facebook.com/maryintvenwallaceartist
Instagram: www.instagram.com/maryintven

Martha Johnson graduated from the University of Guelph with an Honours Bachelor of Fine Arts, attended Arts Sake in Toronto, and was mentored by Tom Hodgson (Painter's Eleven). She has been instructing all skill levels of painting and drawing over 25 years at ArteMbassy and Avenue Road Arts School in Toronto and leads outdoor painting workshops at various locations including Algonquin Park, Grand Manan NB, Provence France, and Union Island in the Caribbean. Her work is held in public, corporate and private collections worldwide and has sold in Waddington's Concrete Sale. Martha's work investigates the strata in subject matter, and her practice is profoundly affected by local environment, history and legend. Current figurative imagery references transition, transformation, androgyny and perception. She is known for painting on unusual surfaces, a result of having spent many years designing sets and costumes for theatre and film. Her 2017 solo exhibition, *Shadow Red*, included works crafted on vintage and antique woollen blankets illustrating a deep family connection to the Tom Thomson mystery. Important ongoing bodies of work, *Survey The Valley* and *Kent Island* and the *Albatross*, encounter cohabitation of urban and rural wildlife with human encroachment. Martha is currently represented by Julie McMeekin ArteMbassy and Art Interiors in Toronto. marthajohnson.ca #highpinespainter

Sayward Johnson a graduate of Nova Scotia College of Art and Design, creates her textile-based works with hand-woven and hand-knitted copper wire. She explores her fascination with fabrics and sculptures that adhere to the laws of metalsmithing as well as those of textiles and furthermore, present traditional textile patterns in unexpected contexts. An active member of the Enriched Bread Artists collective in Ottawa, she teaches workshops regularly in the Ottawa and Outaouais regions. Sayward has exhibited across Canada and sold her work to private collectors in the US, Canada, and Europe. Her work has received support from Craft Ontario, the City of Ottawa, the Ontario Arts Council and the Canadian Council of Arts. www.saywardjohnson.com

Gord Jones is a watercolour artist inspired by the landscape. He loves how watercolour allows him to transfer the light and shadow from his photographs to his paintings. Gord is an elected member of the Canadian Society of Painters in Watercolour, The Society of Canadian Artists, and The International Watercolour Society. www.watercoloursbygordjones.com

Shannon Kennedy has been exploring the cutting edge of design using digital manufacturing technologies like 3D printing for years, integrating the skills of the craft artist and the technologies of manufacturing. 3D modelling, rapid prototyping, and 3D printing advanced techniques have created a new way for her to realize her designs as a jeweller. She graduated in 1996 from the Ontario College of Art and Design and furthered her jewellery making skills by attending George Brown College's Jewellery Art Program. She is an award-winning designer, a Saul Bell finalist, and published PMC artist. In recognition of her PMC work, she was invited to give a PMC demonstration at the SNAG Conference in Toronto, 2013. Shannon is a passionate instructor at several colleges and galleries, as well as at her studio. She and her partner are currently running their own jewellery business, Cynosure Jewelry. www.cynosure-jewelry.com

Debra Krakow is an artist and architect whose paintings express her deep connection to nature, as seen through the lens of a former urbanite. Her artistic practice has evolved through drawing, painting, printmaking, sculpture, fibre arts, and ceramics. She paints in layers to create an evocative surface. Debra's work has a quiet energy – a delicate balance between fluidity and structure, transparency and solidity, mystery and clarity. She loves sharing her knowledge and enthusiasm with her students. Galleries in Prince Edward County, and Ottawa represent her work. www.debrakrakow.com

Marybeth Leis Druery is an Expressive Arts facilitator and artist who integrates the arts with meditation, reflection, and her work with the Hamilton charity, Student Open Circles. She leads groups and individuals in exploring self-expression through various creative mediums, facilitating growth in self-awareness, meaning-making, leadership, and engagement in social justice. Her vibrant artistic works are exhibited locally, in international publications, and in many private collections. Marybeth is a graduate of the Expressive Arts Ontario Graduate Certificate Program at Haliburton School of Art + Design, Fleming College, received her Bachelor of Education at the University of Western Ontario, and is a trained Spiritual Director through the Ontario Jubilee program. www.marybethleisdruery.ca

John Leonard is a Toronto-based painter. He is a graduate of Fleming College, OCAD and a member of the Royal Canadian Academy. John has taught at many of Ontario's universities and art schools including OCAD, University of Toronto, York University and others. He has been in almost 400 exhibitions including public galleries throughout Canada as well as internationally in Spain, France, Portugal, Holland, Brazil and the US. His work is held in over 40 public galleries and corporate collections including the National Gallery, Ontario Arts Council, Ministry of Culture and Recreation, Art Gallery of Algoma, Art Gallery of Sarnia, Art Gallery of Lindsay, Station Gallery (Whitby), CBS Records – New York and the Canada Development Corp.

Michael Letki has been making jewellery for over 40 years. After graduating from art school in England, he came to Canada where he and partner Paula Letki operated the jewellery studio Letki Designs for over 20 years. Michael has taught at Sheridan and Mohawk Colleges and was involved in the training of many apprentices through his own studio, many of whom went on to be successful artists/jewellers. He has been teaching at the Haliburton School of Art + Design for over 25 years. Michael has received several awards for his work, notably from the Ontario Arts Council and the International Gold Corporation. He has also held the position of studio advisor for Sheridan College and Harbourfront Craft Studios. Currently, he is pursuing his arts interests in image making and jewellery making.

Susan MacDonald has achieved international recognition as a multi-discipline artist. Her unique creations are now available in some of Toronto's most exclusive fashion houses, as well as at Meta4 in Peterborough and Port Perry. www.killarastation.com

Putzy Madronich is an award-winning professional visual artist and educator. She studied at McMaster University, Fleming College, and Ecole France Langue Paris and has participated in international exhibitions. Working with outreach organizations (drug and alcohol addiction, survivors of cancer, sexual assault, brain injury, mental health, teens at risk, and the homeless) she delivers arts programming to promote healing and wellness. She has also been a consultant and artist educator for the Royal Conservatory. She works primarily in watercolour, mixed media, acrylic, collage and alcohol inks, but she also enjoys printmaking, painting floor cloths, encaustics, and jewellery making. Generously textured and largely inspired by her travels in Europe, North Africa and South-East Asia, her work explodes with intense colour. Visit her on Facebook at Putzy Madronich.

Matthew Mancini is a contemporary realist painter who seeks to combine naturalistic effects with painterly abstraction. He has earned a Masters in the History of Art at the University of Toronto, a BA from OCADU in Visual and Critical Studies, and a diploma from the Academy of Realist Art (formerly Michael John Angel Studios). Having been involved in numerous group and solo exhibitions domestically and internationally, he has maintained footing as an art instructor in public and private domains.

Melanie Matthews followed her studies of painting and drawing at Dawson College with the achievement of a BFA with distinction in Studio Art from Concordia University. She shares her time between her prolific personal art practice and an ever-expanding teaching schedule. Melanie has been Working Artist for the Province of Quebec for Golden Artist Colors since 2002 and is invited to lecture, offer workshops, and teach classes for many venues and art organizations, including the Visual Arts Centre, Dawson College, Concordia University, The Montreal Museum of Fine Arts, and the Canadian Society of Artists. She instructs on a wide spectrum of topics including methods and materials of acrylic painting, acrylic encaustic techniques, monoprinting, bigger is better, (large scale image making) painting on plexi, essential acrylics, mixed media, digital mixed media, contemporary water media, creative colour mixing, image transfer, and more. www.melaniematthews.ca

Amanda McCavour works with stitch to create large-scale embroidered installations. Through an exploration of line and its 2D and 3D implications, stitch is used in her artwork to explore various concepts such as connections to home, the fibres of the body, and more formal considerations of thread's accumulative presence. Amanda holds a BFA from York University where she studied drawing, and in May 2014 she completed her MFA in Fibers and Material Studies at Tyler School of Art in Philadelphia, PA. She shows her work in galleries nationally and internationally with solo and two-person exhibitions in 2018 in Annapolis Royal (Nova Scotia, Canada), Stratford (Ontario, Canada), Tulsa (Oklahoma, USA), Edmonton (Alberta, Canada), Antigonish (Nova Scotia, Canada) and Ottawa (Ontario, Canada). She has recently completed residencies at Harbourfront Centre's Textile Studio in Toronto, at Maison des Métiers D'art de Quebec in Quebec City, and the Klondike Institute of Art and Culture in Dawson City, Yukon. She has received numerous awards and scholarships from The Canada Council for the Arts, The Ontario Arts Council, The Toronto Arts Council, The Handweavers and Spinners Guild of America, Craft Ontario, The Ontario Society of Artists, The Surface Design Association and The Embroiderers Guild of America.

Helen McCusker is a practicing artist with over 40 years' experience. She is a graduate of Sheridan's Illustration program and has worked as a graphic artist and illustrator for educational publishing. Helen eventually turned to teaching and has now worked as an art instructor for more than 20 years – specializing in drawing and painting from the figure, portraiture, paper engineering, and paper sculpture. She has taught regularly at art centres throughout the GTA, including Neilson Park Creative Centre, Visual Arts Mississauga, and CBBAG, and she is a long-time member of the Etobicoke Art Group. Her work is regularly exhibited in solo, and group exhibitions. Helen is enthusiastic about helping students discover their artistic potential and encouraging artistic exploration. eaglewoodstudios.blogspot.ca

Nancy Newman is an artist, teacher and juror. She is a Director and a Past President of the Toronto Watercolour Society (TWS) and Past President of the Society of York Region Artists (SOYRA). She is proud to be a Signature Member (Bronze Level) of the Toronto Watercolour Society. Nancy has exhibited her work in many solo shows and juried group shows including TWS Aquavision, International Watercolour Society Canada (IWS), Art Aurora, Society of York Region Artists (SOYRA), and Blue Mountain Foundation of the Arts (BMFA). She has received several First Place, Honourable Mention and People's Choice Awards. Nancy is a guest instructor for many art societies such as the Banbury Group of Artists, the Toronto Watercolour Society, the Barrie Art Club, the Don Valley Art Club, SOYRA, the South Simcoe Artists and the Marsh Street Painters, Clarksburg. She has been an instructor at the Haliburton School of Art + Design for many years and looks forward to the summer of 2021. www.nancynewmanart.com www.facebook.com/NancyNewmanArt

Charles O'Neil is a full-time artist with a wide range of interests and a long affiliation with the Haliburton School of Art + Design. With a background in drawing and painting, in the late 1990's he became interested in sculpting. Working primarily in metal wire, his work is now featured in galleries across the country as well as internationally. Charles has earned a certificate in Artist Blacksmithing and a Diploma in Visual and Creative Arts from Fleming College's Haliburton School of Art + Design. As a faculty member since 1997, he teaches several adult courses in wire sculpture, drawing, and painting. Charles' work can be found in both private and corporate collections and has recently had work purchased by the federal government of Canada as gifts for international leaders. Public works can be viewed at Pearson International Airport's Terminal #3, The Design Firm of Southfield Michigan, the Stuart Weitzman Collection of New York, and the Haliburton Sculpture Forest. He was honoured as the Artist of Distinction through the Haliburton Highlands Arts Council in 2008.

Sam Paonessa is a professional artist with a creative career spanning over 35 years. Upon graduation from the Ontario College of Art, he worked as an illustrator for one of Canada's largest commercial art studios, TDF Artists, and subsequently joined Hallmark Cards Canada in roles of illustrator and later, art director. Widely exhibited and awarded, Sam has gained the attention of both corporate and private fine art collectors across North America and abroad. The Museo di Cultura in Pescara, Italy has one of his landscape paintings in its permanent collection. His coin design, Canadian Icons, was selected as a finalist for the Royal Canadian Mint 2017 150th Collection commemorating Canada's anniversary as a nation. Sam also has category awards for his paintings from a Plein Air magazine competition. His popularity for teaching workshops continues to grow across Ontario. www.sampaonessa.com

Rhoda Payne armed with an MA in Teaching Fine Arts from Brown University, spent seven years teaching art and photography and exhibiting in Spain and Chile, before moving to Toronto. There she enjoyed a successful career in advertising until she traded up to full-time professional painting in 2011. An accomplished expressionist painter, graduate art educator, and Adler certified performance coach, Rhoda's exuberance sets the stage for student development of confidence and skills enabling free, bold expression through scale. Whether on raw, stretched or primed canvas, metal or paper, Rhoda's paintings are known for the exuberance, drama and optimism that they radiate. She has exhibited in numerous juried group shows and two solo exhibitions, and her work is in private collections in North America and Europe. She is a member of The Ontario Society of Artists and has exhibited in The Artist Project, Toronto. rhodapayne.blogspot.com

Rose Pearson earned her Bachelor of Fine Arts degree from York University, majoring in painting and drawing. She went on to receive her education degree and has over 30 years of experience teaching art in both the public school system in Alberta and Ontario, privately from her studio in Haliburton County and for the Haliburton School of Art + Design. Rose is the coordinator of the Visual and Creative Arts diploma and the Independent Studio Practice certificate programs at Fleming College. In addition to creating bodies of work for public gallery exhibitions, she is a member of the Haliburton Highlands Studio Tour. www.rosepearson.com

Rene Petitjean has been a maker of objects for more than 40 years. After attending Sheridan College, he bought Robin Hopper's Hillsdale, Ontario studio in 1975 and began a reduction-fired line of pottery, selling to stores throughout North America. Moving to Creemore in 1979, the business expanded to include a selection of salt-glazed pottery sold under the Bowerman's Hollow logo. In the late 1980's Rene developed a fascination for wrought iron, and eventually left the ceramics field and began to design and build architectural iron. Many of his projects have been large in scope and have taken over a year to complete. Currently, he takes commissions from selected architects, builders and interior designers. In 1998 he assisted with the design of the Haliburton School of Art + Design's Artist Blacksmith Certificate Program, of which he is a faculty member. Rene also teaches in the Ceramics Certificate Program. www.renepetitjean.com

Rod Prouse a graduate of Ontario College of Art in 1968, exhibits mainly in painting and printmaking and recently in video and photo-based art. To date, his professional career has seen 40 solo exhibitions and as many group exhibitions across Canada, the US, and in England and Germany. Solo exhibitions have included such institutions as the McMichael Canadian Art Collection. His work is included in private and public collections in Europe, Asia and North America. His teaching agenda is based on delivering a sound understanding of design principals and personal attention to develop individual potential. Rod's current paintings reference Canadian landscape in a refreshing contemporary style. www.rodprouse.com

Linda Lee Purvis is a multi-media artist, writer, teacher, coach, and meditation specialist. She has designed work for television, magazines, and art galleries, including the Art Gallery of Ontario, and has work in private collections around the globe. Her passions are deeply rooted in the natural world, and she infuses elements of nature in much of her work – which in addition to art, extends to the use of botanicals and sound frequencies. She has growing recognition for her soundscape group facilitation in acoustically rich historic buildings north of Toronto – barns, an historic train station, and open-air venues, including her Woodland Studio near Uxbridge. She innovates methods to summon the power of nature for those that experience 'nature-deficit' living, and facilitates programs to assist individuals in defining and aligning their personal goals with authenticity through art, nature, and sound, for stress reduction, personal expression, and body/mind/spirit wellness. www.synergylifearts.com

Stephanie Rayner is an artist, printmaker, international lecturer, art educator, and captivating storyteller. Her artworks, shown widely and collected by major art museums, deal with themes and issues relating to spirituality and science. In May of 2009 Stephanie was in China at the invitation of the Luxun Academy of Fine Arts, China's foremost art school, to teach the professors and select post-doctoral students watercolour printmaking and a special course on universal meaning in the arts. She was also invited to give lectures on her artwork in several universities throughout mainland China. In November 2009, the Maine College of Art (Portland, Maine) did a special month long gallery show 'First Impressions' of Stephanie's and her students' watercolour monoprint works. Her latest artwork, the 30-foot- long Boat of Eternal Return, was highlighted on the cover of the winter edition of Exile ELQ Arts & Literary Magazine. ELQ also did an essay for the magazine and a YouTube video on Stephanie and the creation of the boat. The Boat of Eternal Return ran as a four-month-long solo show at PAMA, and the same year Stephanie was awarded The Ashley Fellowship by Trent University. She is the first visual artist to receive this award. Stephanie's ability to inspire creative responses within the individual takes her teaching well beyond technique and into the very heart of the art process. www.stephanierayner.com

Chari-Lynn Reithmeier is an honours graduate of Georgian College School of Design and Visual Arts. Beginning her art career as a painter in the 1990's, she exhibits in galleries in Southern Ontario and has work in private collections from Toronto, Ontario to London, England. She has continued to produce art, using a variety of media including fibre, beads, polymer clay, paint, and ink to express her creative vision. Chari-Lynn teaches creative workshops around Ontario, privately, at various institutions, art schools and at Haliburton School of Art + Design. As part of her daily art routine she finds relaxation and inspiration in Zentangle® and is a Certified Zentangle teacher. FB Chari-Lynn: Artist

Rebecca Reynolds achieved her BFA from Concordia University, and her teaching degree from Nipissing University in addition to earning her Expressive Arts Certificate at Fleming College. Rebecca's paintings, drawings and installation works currently focus on colour, texture and layering, and are inspired by the spontaneity and playfulness of children's gestures. Her creative, engaging and dynamic teaching style has been honed through more than 20 years of experience instructing children of all ages in such settings as camps, theatres, museums, libraries, cruise ships and classrooms. www.instagram.com/rebeccareynoldsart

Steve Rose is a graduate of OCAD U with a major in drawing and painting. He has exhibited his work extensively and has a diverse background as an artist/educator. Steve has taught fine arts at the Neilson Park Creative Centre, the Koffler Centre, Haliburton School of Art + Design, and OCAD U. His work is collected in private and corporate international collections. www.steverose.ca

Clelia Scala is a mask and puppet designer, installation artist, and illustrator. She makes masks and puppets for theatre and currently teaches theatre, mask, and puppet design at the Dan School of Drama & Music at Queen's University. Recent theatre credits include mask design for *Bonds of Interest* by Jacinto Benavente (Odyssey Theatre, 2019); puppet design for *The Incredible Adventures of Mary Jane Mosquito* by Tomson Highway (Carousel Players, 2019); mask design for *The Medium* by Gian Carlo Menotti (University of Missouri-St. Louis, 2019), mask and puppet design for *Birds by Aristophanes* and adapted by Jennifer Wise (Queen's University, 2018); puppeteering for 1991 (*Guilty by Association*, 2018); puppet and mask design for *Shotgun Wedding: Cirque Cabaret* (Zacada Circus/Greg Frewin Theatre, 2017); and mask and puppet design for *Boys, Girls, and Other Mythological Creatures* (Carousel Players, 2017). www.clelia.ca

Marta Scythes is a medical illustrator, researcher and educator. Her work has been published by Harrowsmith Magazine, Simon & Schuster and Harper Collins (New York). McClelland & Stewart featured her illustrations in their best-selling UP NORTH nature series as well as in The Canadian Encyclopedia. Marta holds a Masters of Science in Biomedical Communications from the University of Toronto and Masters of Design from OCADU. She is currently collaborating with Queen's University and Providence Care Hospital in Kingston, designing and implementing strategies for stroke rehabilitation.

Michael Sheba has a BSc in Chemistry from McMaster University and studied ceramics in Holland. Originally working in stoneware and porcelain, he has for over 30 years, been recognized for his innovative contemporary approach to Raku as well as development of clay bodies and glazes. His work has been exhibited in Canada, the US and Europe. He was a board member and committee chair for the OCC, and vice-president and exhibitions chair for Fusion. Winner of various awards and honours, he has been an instructor at Metchoshin, the New Brunswick Craft School, Canadore College, St. Lawrence College, University of Toronto Faculty of Education, throughout Ontario, as well as in the US, Mexico and Turkey. He was also artist-in-residence at Millsaps College, Mississippi and Vitra Studio, Istanbul. His work is found in the Indusmin, Saks Fifth Avenue and Charles Bronfman corporate collections, Burlington Art Centre, and the Canadian Clay and Glass Gallery. Michael's work is published in *Raku: A Practical Approach*, *Hand-Formed Ceramics*, *The Ceramic Design Book*, *Ceramics: Mastering the Craft*, *Making Marks*, *Mastering Raku*, and *500 Raku*.

Rob Stimpson is an internationally published, award-winning photographer who has photographed for Ontario Tourism, Ontario Parks and Parks Canada for many years. Among his notable accomplishments are: nomination and acceptance into the College of Fellows in the Royal Canadian Geographical Society; co-authoring *An Artists and Photographers Guide to Wild Ontario*; being part of the centenary celebration of Sir Ernest Shackleton's 1914 Trans-Antarctic Expedition; and being showcased by the Globe and Mail and Lexus, profiling the professional lives of nine individuals. In 2018 he documented the Mountain River in the Northwest Territories for the outdoor adventure company, Canoe North Adventures. www.robstimpson.com

Al Van Mil studied fine art at the University of Guelph and OCAD. Graduating in 1972, he was deeply involved in the Canadian art scene during the seventies. In 1980, he founded a commercial art company, which grew to be named one of the top three architectural model companies in the world by New York magazine in 1986. Selling his subsequent architectural companies in 1989, he again began to pursue painting full-time. His colourful, eclectic style continues to evolve as he explores the many possibilities of painting and drawing. Landscape, still life, figurative and abstract elements combine traditional and contemporary imagery. He has exhibited in the National Gallery and The Art Gallery of Ontario, as well as in many privately owned galleries. He has also painted on stage as a performance artist with members of the Canadian Opera Company and the National Ballet of Canada, among others. A variety of agents and prestigious galleries represent Al's work in Ontario, Quebec, New York, and Europe. www.alvanmil.com

Hope Thompson writes for theatre, screen and television. Her plays have been produced in Toronto and Los Angeles and her short films have screened and broadcast internationally. She has written for the past two seasons of CBC's *Baroness Von Sketch Show* and is completing her first novel. As an educator, Hope has taught screenwriting in OCADU's Continuing Studies program and for the *Liaison of Independent Filmmakers of Toronto*. She is also co-host of the quarterly crime fiction reading series, *Noir At The Bar – Toronto*. www.hopethompson.net

Heather Vollans explored many pursuits – paper-mache sculpture, furniture restoration, acrylic and oil painting, quilting, collage, and decoupage until eventually mosaic became her passion. She has been teaching indoor and outdoor mosaic for a number of years in her studio and at various venues including Mohawk College in Hamilton, Glenhyrst Gallery in Brantford, as well as locations in Mexico, her native Australia, and Ireland. Heather created public art for the Children's Memorial Gardens, Brantford and has spearheaded a number of community and large-scale school projects. In her studio practice, Heather's mosaic work is mostly abstract. The combination of textures, working either harmoniously or disparately, is what fires her interest. She finds the process of experimenting with materials to be the most enjoyable and important part of the process. The value of using discarded or found objects for art is an essential tool in her teaching and her art practice. www.dawningdecorstudio.com

Saskia Wassing is a professional textile artist, designer and educator. She trained in Embroidered & Woven Textiles at Glasgow School of Art, Scotland. Using a basic domestic sewing machine as her drawing tool, Saskia freely stitches onto a textile ground, building up with fabric and thread the colourful images, patterns and textures that communicate her joyful and playful textile narratives. She has exhibited her work extensively and been commissioned to design and produce custom furniture, textiles, embroidery, and prototypes for individuals and industry. Saskia has taught workshops to groups and individuals of all ages, outside of and within educational institutions. She is currently faculty in the textile department of Sheridan College. Saskia really enjoys sharing her skills and encouraging others to develop their creativity and learning. www.saskiadesigns.com

Susan Watson Ellis followed graduation from the University of Toronto with an apprenticeship to a German Goldsmith. In 1981, she opened Paradigm Designs, creating handcrafted jewellery that sold across Canada. Her work won recognition in 2000 as part of the Craft Ontario's "Looking Forward" exhibition, which was curated by the Victoria and Albert Museum in London, England and represented contemporary Canadian craft. She was also chosen to be part of their "Craft in the Making II" exhibition in 2003, their juried exhibition "Ontario Craft '07", and to be one of eight jewellers chosen to be part of their "8 X 10 Jewellery" exhibition series in 2012. Her work is part of the permanent contemporary Canadian silver collection at the Macdonald Stewart Art Centre in Guelph, Ontario and is available from her studio in Haliburton, at the Toronto One of a Kind Shows, the Craft Ontario Shop, and online at www.paradigmjewellery.com

Fay Wilkinson is an independent, Registered Expressive Arts Practitioner (IEATA), a storyteller, and an artist. For over 30 years, she has designed and delivered expressive arts experiences for both individuals and groups, with a focus on mental health. Her published paper (in the international, peer-reviewed Journal of Arts & Health), contributes to the growing body of evidence that now supports the value of engaging in creative processes on our mental and physical wellbeing. Fay was awarded the Fellowship of Applied Education from Fleming College, and nominated for the Innovation and Creativity Award from the Chamber of Commerce. She has been invited to speak about her groundbreaking work nationally and internationally, most recently at the International Arts & Health Conference in Australia. www.thecreativecocoon.com
Facebook: Visible Voices Open Arts Studio.

Michaela Wolfert was born and educated in Germany. She began her apprenticeship in 1979 with a master goldsmith and graduated as a journeyman (honours) in 1983. After three years of working at several jewellery establishments, Michaela entered the "Meisterschule fur Goldschmiede" in Munich and graduated in 1989 with the title "Meistergoldschmied" (master goldsmith). In 1990, Michaela immigrated to Canada after accepting a position as a jewellery designer and goldsmith with an established company in Ottawa, ON. She worked in Ottawa for six years with two well-known companies, until opening her own studio, Kehla Design, in 1996. Since then she has produced high quality, handmade precious metal jewellery and sculptural pieces that combine traditional craftsmanship with timeless, simple, yet elegant designs. Several of her pieces have won awards. Michaela also accepts commissions, creates one-of-a-kind jewellery and ready to wear pieces at her own studio. Michaela has been featured on CBC and CTV radio and television programs, in the Ottawa Citizen, Preston Catalogue, Canadian Jeweller Magazine and the Metal Arts Guild of Canada. Her work is available at galleries in Ottawa, on her website and her studio in Almonte, ON. www.kehladesign.com

Cassandra Wyszowski attended the New School of Art in Toronto and went on to receive complete training in the medium of Japanese Brush Painting (sumi-e) under Ruth Yamada. In 1972, she earned her Japanese seal on the basis of a test painting submitted to a panel of sumi-e judges in Japan. Cassandra pursued further training in Western watercolour and Chinese painting and has developed a unique style based on these traditions. She is a member of the Sumi-e Artists of Canada, has been teaching and painting professionally for over 30 years, and has exhibited in numerous galleries in solo and group exhibitions throughout the country. Cassandra has also delivered workshops to painters' and potters' guilds throughout Ontario. Her paintings are held in private and corporate collections in North America and abroad. Cassandra has been teaching at the Haliburton School of Art + Design every summer since 1976.

Nora Zylstra Savage is the owner of Storylines, offering writing services and programs including writing coaching, substantive editing, writing workshops and retreats. She has been teaching memoir and creative writing since 1993. Nora has created and facilitated memoir-based intergenerational programs called Bridging the Gap for middle and high school students. Nora brings enthusiasm, humour and sensitivity to all her courses. www.story-lines.ca



The instructors are passionate about their art and it really comes through on their teaching methods. Also the studio space and supplies was outstanding.

ERICA LITTLE

Bursaries

■ Haliburton School of Art + Design Art Auction Bursaries

Haliburton School of Art + Design offers bursaries of \$450 for one-week courses and \$800 for full time programs. These bursaries are created through funds raised at the annual HSAD Art Auction and are available to students taking any adult, weeklong, credit course within this calendar.

■ Haliburton School of Art + Design One-Week Courses

Several bursaries are awarded to students studying full-time in both arts and non-art programs at the Haliburton School of Art + Design. (\$450 per)

Term: Spring, Summer & Fall

Application process: Contact Haliburton Campus for application. 1-866-353-6464 ext. 3 or 705-457-1680 or email askus@hsad.ca

Deadline: April 30, May 28, June 30 & September 30, 2021

We gratefully acknowledge our generous donors as well as the faculty, staff and friends of the Haliburton School of Art + Design for providing the works of art and organizational time for the annual Art Auction.

Questions?

1-866-353-6464 ext. 4

705-457-1680

askus@hsad.ca

Details for funding available for full-time programs are available at flamingcollege.ca/financial-aid/scholarships-and-bursaries. Submission guidelines are subject to change, please check the College website to confirm all submission information prior to the start of your program or course.

Apply for the following bursaries using the Financial Aid Office online fund application. Please refer to <https://flamingcollege.ca/financial-aid/scholarships-and-bursaries> for additional information and application details.

■ Haliburton School of Art + Design Full Time Programs

Several bursaries are awarded to students studying full-time in both arts and non-art programs at the Haliburton School of Art + Design. (\$800 per)

Terms: Fall & Winter

■ CFUW Haliburton Chapter Student Bursary

Awarded to a female student in financial need enrolled full time in any program at the Haliburton Haliburton Campus of Fleming College. (\$500)

Term: Fall or Winter

■ Denis Cliff Endowed Bursary

Awarded to a student in financial need who is enrolled in the Visual Arts Fundamentals and Drawing Program at the Haliburton Campus. (\$450)

Term: Fall

■ Donald Crump Endowed Bursary

Awarded to a full-time student in financial need enrolled in the Photo Arts Certificate Program at the Haliburton School of Art + Design. (\$420)

Term: Fall

■ Kathleen Finlay Memorial Bursary

Awarded to a full-time student in financial need enrolled in the Visual & Creative Arts Fundamentals (Drawing and Painting) program. (\$560)

Term: Fall

■ Carole and Don Finn Endowed Bursary

Awarded to a full-time student in financial need in the Arts Certificate/Diploma Program at the Haliburton Campus. (\$610)

Term: Fall

■ Clark Guettel Memorial Student Bursary

Awarded to a full-time student in the Glassblowing Program at the Haliburton Campus. (2 @ \$540)

Term: Winter

■ Haliburton Campus Staff Bursary

Awarded to a full-time student in financial need that is registered in a program that is offered at the Haliburton Campus. (\$1000)

Terms: Fall, Winter & Spring

■ Janet Honsberger Endowed Bursary

Awarded to a full-time student registered in the Visual and Creative Art Diploma and/or any of the Arts certificate programs offered by the Haliburton School of Art + Design. (\$580)

Term: Fall

■ Haliburton County Road Superintendents' Bursary

Awarded to two full time students who are residents of the County of Haliburton and are enrolled in one of the following courses Earth Resource Technician, Heavy Equipment Operator, Heavy Equipment Techniques, Geomatics Technician, Environment Technician, Resource Drilling and Blasting Technician. (3@ \$600)

Terms: Fall, Winter

■ Haliburton Community Bursary

Awarded to a full-time student in financial need that is registered in a program that is offered at the Haliburton Campus. (\$450)

Term: Fall

Registration Options



ONLINE

Visit hsad.ca, scroll down and click Summer/Fall Art Programs. Select your course and click through the easy-to-follow instructions.

This process confirms enrolment and payment. Please be sure to access your material list online as well. Simply click "Material List & Important Details" on the course information page you register from.

Online registration is unavailable for a small number of offerings.



PHONE

Register with your Visa or Mastercard.
1-866-353-6464 ext. 4
705-457-1680



MAIL

Send your registration details and full payment – cheque or money order only, payable to Fleming College.

HSAD, Fleming College
P.O. Box 839
Haliburton, ON K0M 1S0

Should you require further information, please call our office for assistance:

705-457-1680

Toll-free 1-866-353-6464 ext. 4

askus@hsad.ca

All fees are payable in Canadian funds. Unless otherwise indicated material fees are payable to the instructor on the first day of class.

Fleming College is committed to sustainable environmental practices. In an effort to conserve paper, your material list, map and detailed welcome letter will be accessible online (by May 1). Visit www.hsad.ca and search for your course name; there will be a link on that page (Material List & Important Details).

OPENING DATES FOR REGISTRATION

Summer courses... April 14

Fall courses... July 2

**REGISTER
ASAP!**


Waiting until the last minute limits your choice of courses and may cause disappointment.

COVID-19 SAFETY PROTOCOLS

We are committed to providing a safe and healthy environment on campus.

Fleming Safe, the college's extensive safety guideline, consists of multiple layers of safety protocols including:

- Facilities accessible only to approved occupants
- Daily COVID screening upon entry
- Face coverings worn at all times
- Reduced maximum capacities in learning spaces
- Physical barriers where necessary, physical distancing floor markings
- Cleaning of high-touch areas, products adhering to Health Canada guidelines
- Availability of sanitizing wipes and hand sanitizer
- Required personal protective equipment is included on material lists



Visit flemingcollege.ca/covid19 for details about campus safety protocols or contact us at askus@HSAD.ca

Important Registration Information

Accommodation Information – The Haliburton School of Art + Design maintains an accommodation list at www.hsad.ca under the Haliburton Accommodations tab. Options range from private to commercial, from room & board to hotels; the distance to the school is indicated with each. Additional accommodation information is available through the local tourism office at myhaliburtonhighlands.com. We suggest letting accommodation providers know about the school's two-week cancellation policy and asking if they can have the same.

Administrative Fee – All part-time HSAD course cancellations are subject to a \$25 administrative fee. If you cancel in writing any time up to 14 days prior to course start, you will receive a full refund, less a \$25 administrative fee. See below for full refund policy.

Calendar Accuracy – The material in this calendar has been prepared in advance of the academic session to which it pertains. The information presented herein was the most current and accurate information at the time of printing. Fleming College reserves the right to make changes without further notice. For the most current information, please visit www.hsad.ca

Cancellation of Courses – Please see details as outlined in the Refund Policy section below.

Fees – Fees include HST and a part-time service fee is \$0.77 per course hour to a maximum of \$45 per course. Service fee details below. Material costs are extra and subject to tax.

Freedom of Information – All collection, use, disclosure, retention, and disposal of Records containing Personal Information, and all requests for access to the College's Records will be handled in accordance with the *Freedom of Information and Protection of Privacy Act* (FIPPA).

Harmonized Sales Tax (HST) – Where applicable, HST is included in the course fee listed.

Part-Time Service Fee – A part-time service fee of \$0.77 per course hour (up to a maximum of \$45) applies to all adult weeklong courses and adult weekend workshops. The fee is included in the advertised fee and will cover services offered to students at the Haliburton School of Art + Design.

Receipt – Your receipt will be mailed to you if you register by phone or mail. If you register online, the process confirms enrollment and payment.

Skill Levels – Courses are designed for the beginner to the advanced student, unless otherwise indicated. Limited class size allows for individual instruction at each level, providing maximum benefit to all students. Please be sure to check the experience recommendations indicated before you register for a course.

Tax Receipts – With the exception of the courses within the Expressive Arts program, these offerings are not credit courses and therefore not eligible for a tax receipt. Canada Customs and Revenue Agency (CCRA) dictates that a full or part-time course fee must exceed \$100, must be at a post-secondary level and the associated program must be greater than 3 consecutive weeks in duration to be eligible for a T2202A.



Your office staff is lovely.

DEBBIE NOILES

Material Lists

A list of materials needed for your course is accessible on-line. Visit www.hsad.ca, search for your course name then click the "Material List and Important Details" link.

Important details to check:

- Course name
- Course code and section number
- Instructor
- Date

These checks will ensure you are accessing the correct material list for your course.

This list will also indicate any material fees that will be payable to the instructor. Please check the status of your course if you are concerned about the investment in materials. Your material list can be mailed to you upon request.

REFUND POLICY

If We Cancel: When the college finds it necessary to cancel a course, a full refund of fees will be granted. Decisions on course cancellations are made two weeks prior to course start in order to provide fair notice to students and instructors. Notifications are made by telephone – be sure to give us an alternate number to call if possible. Should you wish to transfer to another course, every effort will be made to accommodate you, providing there is space. You will be contacted only in the event of cancellation. We cannot be responsible for travel or accommodation expenses.

Courses are non-transferable.

If You Cancel: All notifications of cancellation must be received in writing.

If you cancel any time up to 14 days prior to course start, you will receive a full refund less a \$25 administrative fee. If you cancel later than 14 days prior to course start, there is no refund of fees. This policy applies in all circumstances due to our commitment to students and instructors two weeks prior to course start. Should you be able to attend a different course within the fiscal year, we would be happy to attempt to accommodate you.

Notification of cancellation can be emailed to askus@hsad.ca. Alternatively, our fax number is (705) 457-2255 and is available 24 hours/day 7 days/week.

*No refunds, partial or whole, will be granted if we receive insufficient written notification.
It may take 2 to 4 weeks for refunds to be processed.*

FAQ 2021

What COVID-19 safety protocols are in place?

See page 40 for information about Fleming Safe, the college's extensive safety guidelines.

What are the ages for courses?

18 years of age or older. Special consideration may be granted in certain circumstances.

Which bus service goes to Haliburton?

Tok Coachlines, formerly Can-ar Coach Service has daily service from Toronto. tokcoachlines.com 1-800-387-7097

Is there a taxi service in Haliburton?

Hyland Taxi has 24 hour service, 705-457-1777

Where do people stay when they take a course?

The Haliburton School of Art + Design maintains an accommodation list at www.hsad.ca under the Haliburton Accommodations tab. Options range from private to commercial, from room & board to hotels; the distance to the school is indicated with each. Additional accommodation information is available through the local tourism office at www.myhaliburtonhighlands.com. We suggest letting accommodation providers know about the school's two-week cancellation policy and asking if they can have the same.

Can I get art supplies there?

Having art supplies available on site not confirmed at time of printing.

Is my course a credit with Fleming College?

With the exception of the courses within the Expressive Arts program, the courses are non-credit. Weeklong adult summer courses went from being credits toward the Visual and Creative Arts diploma to being general interest, non-credit courses in the summer of 2018.

Will I get a tax receipt?

With the exception of the courses within the Expressive Arts program, these offerings are not credit courses and therefore not eligible for a tax receipt. Canada Customs and Revenue Agency (CCRA) dictates that a full or part-time course fee must exceed \$100, must be at a post-secondary level and the associated program must be greater than 3 consecutive weeks in duration to be eligible for a T2202A.

Can we get something to eat at the school?

Unfortunately, with COVID safety restrictions, food service will not be available in the summer of 2021. Please bring your snacks and lunch, in a cooler if necessary. There are vending machines with drinks and limited snacks located on campus. Picnic tables will be situated around the property. There are a number of restaurant options in the village.

Can I bring my pet?

We're sorry but pets are not permitted in any of the school locations.

How do I know if the skill level is right for me?

We do our best to indicate the skill level of instruction. If there is no indication, assume that it's suitable for beginners. Please give careful consideration to the appropriateness of your course as it relates to your skill level as this will ensure a positive learning experience for all involved. We would be happy to assist you with any questions.

Is smoking allowed?

Smoking is only permitted in designated areas. Please ask for details when you're on site.

Can you help me with special needs?

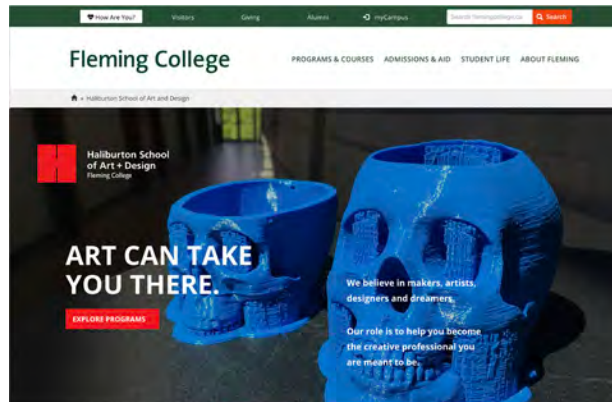
Fleming College strives to accommodate individuals with special needs. Equal access is important to us. Students requiring special support while at the school should inform us upon registration. Self-identification is your responsibility. Please contact the school in a timely manner to enable us to make necessary arrangements. call (705) 457-1680 or TTY (705) 749-5521.

Is there a discounted fee for seniors?

We don't offer a senior rate for any of our courses, workshops or supplies.

How can I find out more about the local area?

Information about the Haliburton Highlands is available at www.experiencehaliburton.com and www.haliburtoncounty.ca



Check our website
for the latest information

hsad.ca

OPENING DATES FOR REGISTRATION

Summer courses... April 14

Fall courses... July 2

**REGISTER
ASAP!**

Waiting until the last minute
limits your choice of courses and
may cause disappointment.



Community of Making encourages digital learning and making in Haliburton County with STEAM (Science, Technology, Engineering, Art, Math).

The Community of Making is a cooperative project between Haliburton County Public Library, Haliburton School of Art + Design, 100.9 CANOE FM, Sticks and Stones Media, Haliburton Highlands Chamber of Commerce, and Haliburton Highlands Secondary School. This project provides Maker Space equipment and STEAM (science, technology, engineering, arts, and math) activities to Haliburton County. The idea is that no one organization can do this alone, so if we work together we can make something happen. We are all part of the Community of Making.

www.communityofmaking.ca

The Community of Making, at its core, is three spaces:

1. **Haliburton County Public Library** – any County branches where programs happen (eg/ Mini Makers), as well as equipment available in Dysart and Minden for graphic design, audio recording, and more.
2. **Haliburton School of Art + Design** – a maker space called the Centre for Making, which includes a laser cutter, 3D printers, vinyl cutter, plotter, CNC machine, and industrial embroidery machine.
3. **100.9 CANOE FM** – the Radio Hall provides recording opportunities for local musicians.

The Community of Making will keep evolving and changing. There's hope for expansion as more people and organizations want to get involved. It's less of a fixed thing and more of a movement – Haliburton County is Thinking it, Trying it, and Making it!



OCTOBER 2-3 AND 9-10
STUDIOS OPEN 10-5

THE Studio TOUR
HALIBURTON HIGHLANDS

artist info and studio locations found at
thestudiotour.ca

explore haliburtonsculptureforest.ca

free admission.

open dawn to dusk.

40+ sculptures
in Glebe Park
Haliburton.



Photo: Jenn Watt

ART AND CRAFT ALL SUMMER!

SHOPPING+A SHOW
NEXT TO THE PARK
OPEN TUES TO SAT



**RAILS END
GALLERY**
& ARTS CENTRE

RAILSENDGALLERY.COM

THE ETHEL CURRY GALLERY



*Featuring the works of Canadian Artists
inspired by the Haliburton Highlands*

94 Maple Ave. Haliburton ON, Canada
info@ethelcurry.com 705.457.9687
www.theethelcurrygallery.com

  @ethelcurrygallery



**15th Annual
TOUR
DE
FOREST**

**Summer
Studio
Tour**

July 31 & August 1, 2021 • 10am–5pm
10 studios • more than 20 artists

*Explore the scenic route and discover original treasures
in a wide variety of media*

www.haliburtontourdeforest.com
tourdeforest1@gmail.com

Full-Time Art + Design Diploma Programs

Our accelerated integrated programs incorporate strong foundation skills and hands-on material practices.

Complete either diploma in just three semesters and take the next step to continuing education, a studio practice or designing your creative career.



Integrated Design

This studio-based foundation program is the only one of its kind in Canada. It integrates visual arts, design studies, craft, technology, and sustainable thinking. Discover your creative career opportunities in whatever design discipline you choose.

Visual and Creative Arts

Explore the contemporary artist's world through both studio practices and materials as you develop your own creative direction. Enhance your studio practice or pursue fine arts degree programs through our transfer agreements with all of Canada's top art institutions.

Fleming College

Haliburton School of Art + Design



705.457.1680

Toll Free 1.866.353.6464 ext. 4

askus@hsad.ca

297 College Drive
Box 839, Haliburton, Ontario
K0M 1S0

Connect with us



hsad.ca

