

# Course Calendar

## 2020

**Fleming College**  
**Haliburton School**  
**of Art + Design**



# Save the Date!

You are invited to our annual **Art Auction** featuring works by Haliburton School of Art + Design faculty artists.

**Thursday August 6, 2020**

Preview 5:00 p.m. • Auction 7:00 p.m. Live and Silent Auctions  
Great Hall, Haliburton Campus  
Refreshments will be served, admission is free.



**Cover art:** *Down the Lake*, by Luke Despatie, HSAD faculty member, is also featured in the auction.  
16" x 16", Oil on birch panel

**Landscape Painting – Contemporary Impressionism**  
page 65

*Net proceeds from this fundraising event support Fleming College art students at the Haliburton Campus through the bursary program and innovative initiatives. Thanks to our generous faculty and art lovers like you, we have raised over \$450,000 over the years for art, craft and design education.*

**Check out our  
Full-time Programs**

**Inside**

# Art + Design Can Take You There

Our visual arts and design diplomas are different. Both accelerated and integrated programs incorporate strong foundation skills and hands-on material practices. Students can complete either diploma in just three semesters. Build a solid portfolio to take the next step to where you want to go – continuing education, setting up a studio practice, or designing your creative career.

## Foundation Courses + Certificate = Diploma



## Visual and Creative Arts Diploma

You will be introduced to the contemporary visual artist's world through both studio practices and materials. More importantly, you will gain insight into your own strengths and interests to assist in determining your future direction. In the foundation year you will use fundamental tools and thinking for visual art making to expand creative ideas and develop your communication skills. Our articulation agreements with the top art education institutions in Canada provide advanced standing in fine arts degree programs, should you want to pursue further studies.



# Welcome!

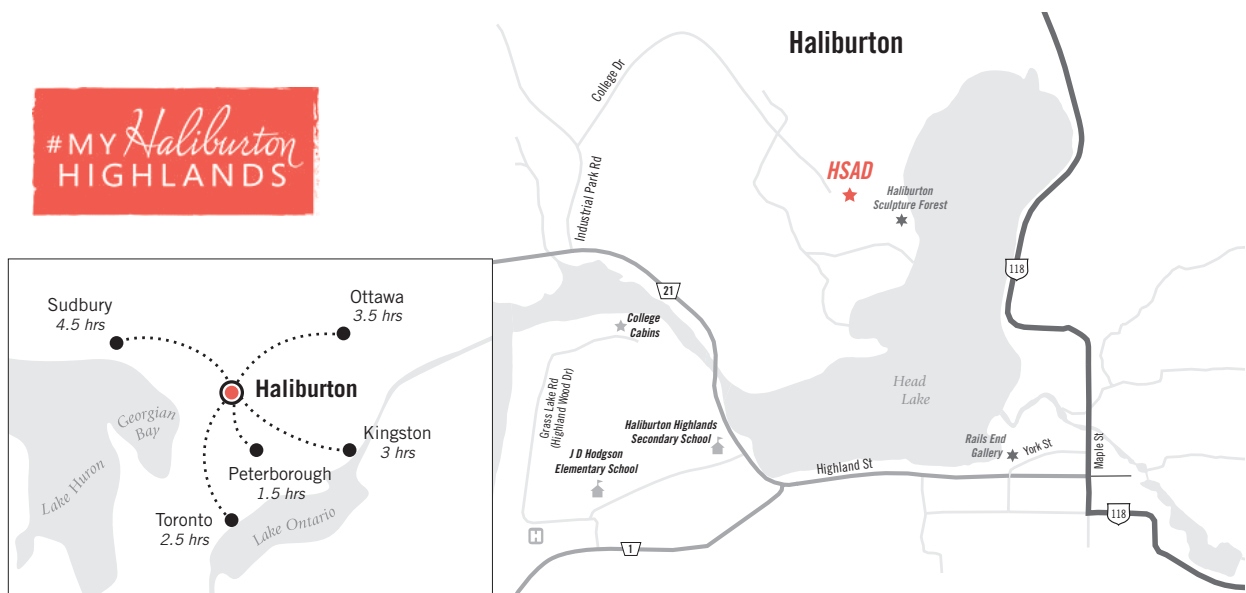
General Information . . . . .	2
Community of Making . . . . .	4
Courses and Programs	
Course Listings by Date . . . . .	5
Expressive Arts – Ontario College Graduate Certificate . . . . .	10
Expressive Arts Courses . . . . .	11
Spring 2020	
Haliburton . . . . .	13
Concentrated Study, Drawing and Painting . . . . .	15
Etobicoke . . . . .	16
Summer 2020	
Haliburton . . . . .	17
Fall 2020	
Toronto . . . . .	68
Kleinburg . . . . .	69
Peterborough . . . . .	70
Haliburton . . . . .	71
Instructor Biographies . . . . .	74
Bursaries . . . . .	89
Entertainment – On Stage . . . . .	90
Art Talks . . . . .	91
Activities Schedule . . . . .	92
Community Arts Events . . . . .	92
FAQ . . . . .	93
Registration Options . . . . .	94
Important Information . . . . .	95
Refund Policy . . . . .	95



Like us on Facebook:  
flemingHSAD

Cover art: Down the Lake, by Luke Despatie, HSAD faculty member,  
is also featured in the auction. 16" x 16", Oil on birch panel  
Landscape Painting – Contemporary Impressionism, page 65  
[www.lukedespatie.com](http://www.lukedespatie.com)





## Art + Design Education Leaders

We believe in makers, artists, designers, and dreamers.

Haliburton School of Art + Design offers cottage country and city art experiences.

- Haliburton
- Peterborough
- McMichael Canadian Art Collection in Kleinburg
- Neilson Park Creative Centre in Etobicoke
- ArteMbassy in Toronto

Our faculty members make the quality and unique diversity of HSAD's part-time program possible. Returning, long-time instructors are joined by new instructors, enabling us to transform the program each year. Instructors are with us only for the duration of their course and are part of a weekly rotation of offerings that results in a highly charged creative atmosphere.

### LOCATIONS

**Spring:** Courses are located at Fleming's Haliburton Campus in the village of Haliburton, with an additional offering at Neilson Park Creative Centre in Etobicoke.

**Summer:** Courses are held in the village of Haliburton, just 2½ hours north of Toronto and 3½ hours west of Ottawa. Most are located at Fleming's Haliburton Campus and J. Douglas Hodgson Elementary School, with a small number being held in studios at Haliburton Highlands Secondary School. Some classes are held at other venues within the village. A map featuring locations is available online, and you will receive an email on the Friday of the week before your course, informing you of the location. Specific locations/room numbers of all courses are posted at the entrances of the Fleming Campus, J. Douglas Hodgson Elementary School, and the high school, and outdoor signage and friendly staff members will also help direct you.

In order to accommodate changing registration levels and specific needs, precise room locations are determined the Friday prior to the start of the course and are subject to change.

**Fall:** Courses are held at Fleming's Haliburton Campus in the village of Haliburton, the Sutherland Campus in Peterborough, ArteMbassy in Toronto, and the McMichael Canadian Art Collection in Kleinburg.

### DATES

The majority of courses are held in Haliburton in the summer months, with additional offerings in the fall and spring as detailed.

### TIMES

Weeklong courses: 9:00am to 4:30pm, Monday to Friday (unless otherwise indicated; some courses are 6 days).

Saturday workshops: 9:00am to 5:00pm (unless otherwise indicated).

### FEES

Weeklong adult courses: \$411.75

Weeklong Expressive Arts credit courses: \$335.84

Saturday workshops: \$128.07

Kids' courses: \$124.35 per week (half days)

Youth and Youth/Teen courses: \$301.20

Materials extra.

#### OPENING DATES FOR REGISTRATION

March 2	Spring and summer courses, OHS Level I
March 23	Expressive Arts – part-time, spring program
June 1	OHS Level IV
July 2	Fall courses in all locations

[askus@hsad.ca](mailto:askus@hsad.ca)

**1.866.353.6464 ext. 3 or 705.457.1680**

Fax: 705.457.2255

297 College Drive, Box 839,  
Haliburton, Ontario K0M 1S0

# Fleming College

## Haliburton School of Art + Design

Greetings from Fleming College's Haliburton School of Art + Design. We respectfully acknowledge that we are located on the Traditional lands and waters of the Michi Saagig, governed by the Williams Treaties and Treaty #20. Also known contemporarily as the Haliburton Highlands. We recognize that this territory is home to many Indigenous people and Fleming College's commitment to reconciliation means practicing respectful relationships where we work, live and practice.



Angela Stukator, Dean

The Haliburton School of Art + Design welcomes you to a place where *within the walls the walls within disappear*. The exceptional natural beauty of the land and the school serves as the space in which to study art, craft and design, as well as performing arts. With over 300 courses and workshops to choose from, you're bound to find the perfect match for your interest and skill level. Whether you are just starting to explore your creative side or you are an experienced artist, we know you'll enhance your understanding and appreciation of the process of producing art. After all, we've been providing hands-on studio-based courses for over 50 years and have earned the reputation as *the* place to make, design and dream. Our faculty are practicing artists who share their talents with students; they'll challenge you to explore, take risks and discover your unique form of expression. For returning students, you know why it's so compelling to come back for another season, and for those of you who have yet to pass through the famous red doors of the school, you have a treat in store for you.

I speak for the team at Haliburton School of Art + Design in thanking you for choosing to be a part of our summer school program. Don't forget to follow us on Facebook and Instagram.

Yours in art,

Angela Stukator, Dean  
Fleming College, Haliburton School of Art + Design

# Open House

**Saturday, March 7, 2020**  
**10 am – 2 pm**

### Experience what we have to offer!

- Talk to Fleming faculty, staff and students, and tour our inspiring campus.
- See the studios, Great Hall and classrooms.
- Get information about accommodation options and visit the village of Haliburton.
- Stroll through the Haliburton Sculpture Forest that surrounds the campus. See page 92.

There will be another Open House in the fall.  
Call us for the date if you are interested in visiting.

## Fleming College

LEARN | BELONG | BECOME

**College President:** Maureen Adamson

**Locations:** Fleming College has campus locations in Peterborough, Lindsay, Haliburton, and Cobourg.

**Students:** 6,800 full-time  
10,000 part-time  
78,000+ alumni

**Programs:** More than 100 full-time programs in Arts and Heritage, Business, Environmental and Natural Resource Sciences, General Arts and Sciences, Health and Wellness, Justice and Community Development, Skilled Trades and Technology, and Continuing Education.

**Part-time Courses:** More than 900 part-time courses are offered in evening sessions, weeklong or weekend workshops, day classes, or online. The college's portfolio includes both career-enhancing programs, and lifestyle and leisure courses.

**Online Learning:** Fleming College, as a member of OntarioLearn, offers hundreds of online courses; this is a flexible option for students balancing a career, education, and personal commitments.

**flemingcollege.ca**



Community of Making encourages digital learning and making in Haliburton County with STEAM (Science, Technology, Engineering, Art, Math).

The Community of Making is a cooperative project between Haliburton County Public Library, Haliburton School of Art + Design, 100.9 CANOE FM, Sticks and Stones Media, Haliburton Highlands Chamber of Commerce, and Haliburton Highlands Secondary School. This project provides Maker Space equipment and STEAM (science, technology, engineering, arts, and math) activities to Haliburton County. The idea is that no one organization can do this alone, so if we work together we can make something happen. We are all part of the Community of Making.

[www.communityofmaking.ca](http://www.communityofmaking.ca)

The Community of Making, at its core, is three spaces:

1. **Haliburton County Public Library** – any County branches where programs happen (eg/ Mini Makers), as well as equipment available in Dysart and Minden for graphic design, audio recording, and more.
2. **Haliburton School of Art + Design** – a maker space called the Centre for Making, which includes a laser engraver/cutter, vinyl cutter, digital embroidery machine, PLA 3D printer and a resin 3D printer, CNC machine, Risograph copier, Epson sheet-fed printer and an HP 24" roll printer. We also have a selection of photography and videography equipment, iPads, and a 3D scanner attachment.
3. **100.9 CANOE FM** – the Radio Hall provides recording opportunities for local musicians.

Noelia Marziali is the Community of Making Animator. She makes people aware of the spaces and gets people in to them.

The Community of Making will keep evolving and changing. There's hope for expansion as more people and organizations want to get involved. It's less of a fixed thing and more of a movement – Haliburton County is Thinking it, Trying it, and Making it!



# COURSE LISTINGS by date

## Fleming College

### Haliburton School of Art + Design

[www.hsad.ca](http://www.hsad.ca)

 [facebook.com/flemingHSAD](https://facebook.com/flemingHSAD)

 [instagram.com/flemingHSAD](https://instagram.com/flemingHSAD)

297 College Drive,  
P. O. Box 839  
Haliburton, ON K0M 1S0

[askus@hsad.ca](mailto:askus@hsad.ca)  
**705.457.1680**  
1.866.353.6464 ext. 3

*Please note that this schedule is subject to change prior to March 2, 2020.*

## HALIBURTON IN THE SPRING

**May 11 to 15** (see page 13–14)

Acrylics & Mixed Media – Botanicals. . . . . Rose Pearson  
Drawing – An Introduction to the Basics . . . . . Marta Scythes  
Landscape Painting 101 . . . . . Rod Prouse  
Mosaics for the Canadian Garden . . . . . Heather Vollans  
Watercolour Painting – Fall & Winter . . . . . Gord Jones

**Saturday, May 23** (see page 14)

Sensations of Meditation – Sound Bath  
& Mala Making Workshop . . . . . Linda Lee Purvis

### DRAWING & PAINTING ADVANCED INDIVIDUAL STUDIES

**May 18 to 22** (see page 15)

Painting – Advanced Individual Studies. . . . . John Leonard

**May 25 to 29** (see page 15)

Visual Arts – Advanced Individual Studies. . . . . John Leonard

### OPENING DATES FOR REGISTRATION

March 2 Spring and summer courses, OHS Level I  
March 23 Expressive Arts – part-time, spring program  
June 1 OHS Level IV  
July 2 Fall courses in all locations

## ETOBICOKE IN THE SPRING

### Neilson Park Creative Centre, Etobicoke

**June 8 to 12** (see page 16)

Acrylics & Mixed Media – Introductory and Intermediate  
. . . . . Annette Blady Van Mil  
Paint Like the Group of Seven . . . . . Al Van Mil

**June 15 to 19** (see page 16)

Concept, Content & Execution. . . . . Steve Rose  
Figure Drawing & Painting – Media Explorations  
. . . . . Helen McCusker

## Expressive Arts Graduate Certificate

**April 20 to June 12, 2020**

See pages 10 – 12

Introduction to Expressive Arts . . . . . DeAnn deGruiter  
Materials & Modalities in Expressive Arts  
. . . . . Marybeth Leis Drury & Fay Wilkinson  
Expressive Arts – Exploring Relationships  
. . . . . Cheryl Barendregt  
Sandtray & Writing within Expressive Arts  
. . . . . Verity Barrett & DeAnn deGruiter  
Mindful Music & Movement in Expressive Arts  
. . . . . DeAnn deGruiter & Gary Diggins  
Planning & Practice in Expressive Arts  
. . . . . Marybeth Leis Drury  
Expressive Arts – Stories from the Field. . . . . Fay Wilkinson  
Professionalism in Expressive Arts. . . . . Lorrie Gallant



Neilson Park Creative Centre, Etobicoke



## HALIBURTON IN THE SUMMER

### June 22 to 26 (see pages 17–18)

Botanical Drawing & Watercolour Painting . . . . . Marta Scythes  
 Maker Space Explorations . . . . . Scott Michael Walling  
 Mosaics . . . . . Annette Blady Van Mil  
 Painting with a 3-Foot Brush . . . . . John Anderson  
 Passionate Paint I and Passionate Paint II . . . . . Al Van Mil  
 Pottery – Throwing Camp – Intermediate and Advanced  
 . . . . . Rene Petitjean  
 Soapstone & Alabaster Carving . . . . . Elise Muller

### June 29 to July 3 (see pages 19–25)


Acrylics – Material Exploration & the Artistic Voice  
 . . . . . Victoria Wallace  
 Chainsaw Sculpture . . . . . Robbin Wenzoski  
 Cheesecloth Imagery on Fabric . . . . . Mary Pal  
 Colour . . . . . Sue. A. Miller  
 Coloured Pencils . . . . . Ruth Ann Pearce  
 Creating Written Memoirs . . . . . Nora Zylstra-Savage  
 Felted Landscapes . . . . . Pam Carnochan  
 Fibre Art Techniques . . . . . Jan Anderson  
 Fundamental Drawing . . . . . Charles O’Neil  
 Glassblowing and Glassblowing – Style & Form . . . . . Andrew Kuntz  
 Guitar – Open Up Your Playing . . . . . Nicholas Russell  
 Jewellery – Stone Setting – Beginner, Intermediate  
 and Advanced . . . . . Susan Watson Ellis  
 Kids’ Cartooning & Characters . . . . . Steven Botelho  
 Kids’ Paper Mache . . . . . Clelia Scala  
 Landscape Painting – Working the Land . . . . . Rod Prouse  
 Life Drawing & Painting . . . . . Helen McCusker  
 Mindfulness Creativity & Spirituality within Expressive Arts  
 . . . . . Marybeth Leis Druery  
 Painting – Discover Your Style . . . . . Sandee Ewasiuk  
 Pottery – Beginners . . . . . April Gates  
 Singing – Improvisation, Harmony, Vocal Meditation & More  
 . . . . . Jane Lewis  
 Stone Carving Basics . . . . . Elise Muller  
 Ukulele for Beginners . . . . . Brenna MacCrimmon  
 Ukulele – Intermediate . . . . . Eve Goldberg  
 Watercolour Basics & Beyond . . . . . Marta Scythes  
 Youth/Teen Photoshop . . . . . Michael Bainbridge

### Saturday, July 4 (see pages 26–27)

Digital Art – Phones & Tablets Workshop . . . . . Tammy Rea  
 Drawing Basics Workshop . . . . . Helen McCusker  
 Glassblowing – Introductory Workshop . . . . . John Raynard  
 Herbal Soaps & Soothing Salves Workshop . . . . . Linda Lee Purvis  
 Jewellery – Silver Identification Bracelet Workshop  
 . . . . . Susan Watson Ellis  
 Nuno Felting Workshop . . . . . Susan MacDonald  
 Quilting – Bargello Wave Workshop . . . . . Anne McAllister  
 Singing Harmony by Ear Workshop . . . . . Jane Lewis

### July 6 to 10 (see pages 28–34)

Abstracting the Landscape in Acrylics . . . . . Debra Krakow  
 Acrylics & Mixed Media – Introductory and Intermediate  
 . . . . . Annette Blady Van Mil  
 Calligraphy for Beginners . . . . . Judith Bainbridge  
 Collage & Acrylic Explorations . . . . . Rose Pearson  
 Creative Choral Music . . . . . Sherry Squires  
 Creative Choral Music II . . . . . Andy Rush  
 Creative Writing – Ignite Your Potential . . . . . Nora Zylstra-Savage  
 Drawn to Watercolour Painting . . . . . Gord Jones  
 Felted Animals . . . . . Steven Botelho  
 Felting – Traditional & Contemporary Wet Techniques  
 . . . . . Susan MacDonald  
 Glassblowing and Glassblowing II . . . . . Catherine Benoit  
 Harp – Level II . . . . . Maureen McKay  
 Japanese Brush Painting I . . . . . Cassandra Wyszowski  
 Jewellery . . . . . Michael Letki  
 Kids’ Metal Jewellery Arts . . . . . Susan Watson Ellis  
 Kids’ Printmaking . . . . . Toni Caldarone  
 Mark Making – On Your Mark . . . . . Rod Prouse  
 Millinery – The Art of Hat Making . . . . . Karyn Gingras  
 Oil Painting – Introduction to Plein Air . . . . . John Anderson  
 Paint Like the Group of Seven . . . . . Al Van Mil  
 Photography – Creating the Visual Narrative . . . . . Rob Stimpson  
 Pottery II . . . . . Lisa Barry  
 Travelling with a Sketchbook . . . . . Nancy Newman  
 Ukulele Orchestra for Beginners & Baritone  
 . . . . . Brenna MacCrimmon  
 Ukulele Orchestra – Intermediate and Advanced . . . . . Eve Goldberg  
 Weaving – Basic Level I . . . . . Laurie Allan Ungeitis  
 Woodworking – Introduction . . . . . Sarah Rose Woods  
 Youth/Teen Soapstone Carving . . . . . Elise Muller



## Saturday, July 11 *(see page 35)*

Colour Mixing Workshop . . . . .	John Anderson
Dynamic Gesture Drawings – The Anatomy of Movement Workshop . . . . .	Stephen Tulk
Japanese Washi Lamp Workshop . . . . .	Victoria Wallace
Local Gemstones Workshop . . . . .	Michael Bainbridge
Macramé Workshop . . . . .	Hannah Strand
Silversmithing Workshop . . . . .	Todd Jeffrey Ellis
Stash Rug Workshop . . . . .	Jan Anderson

## July 13 to 17 *(see pages 36–42)*

Acrylics – Adventures in Colour . . . . .	Melanie Matthews
Acrylics – Explore, Express, Experiment. . . . .	Kim-Lee Kho
Art-Making through the Senses . . . . .	Rebecca Reynolds
Artist Retreat: Yoga, Meditation & Drawing . . . . .	Helen McCusker & Sheila Miller
Batik Resists on Asian & Watercolour Papers . . . . .	Suzi Dwor
Dry Stone Structures . . . . .	John Shaw Rimmington
Glassblowing and Glassblowing II . . . . .	Mathieu Grodet
Guitar – Fingerstyle & Flatpicking Techniques . . . . .	Jason Fowler
Japanese Brush Painting II . . . . .	Cassandra Wyszowski
Jewellery Casting . . . . .	Michael Letki
Kids' Adventures in Animation . . . . .	Noelia Marziali
Kids' Tie, Dye & Weave . . . . .	Toni Caldarone
Landscapes – Real, Imagined & Altered . . . . .	Kal Honey
Mask Making . . . . .	Clelia Scala
Musical Instrument Construction . . . . .	Bethany Houghton
Negative Painting. . . . .	Nancy Newman
Nuno Felting & Embroidery . . . . .	Susan MacDonald & Chari-Lynn Reithmeier
Pastel Painting – Introductory. . . . .	Margaret Ferraro
Photographic Landscapes – Intimate Interpretations . . . . .	Rob Stimpson
Portrait Painting. . . . .	Stephanie Schirm
Pottery – Coiling & Terra Sigillata . . . . .	Paula Murray
Quilting – Improvisational Abstract with Mixed Media . . . . .	Albert Cote
Rug Hooking – Open . . . . .	Wendie Scott Davis
Spinning . . . . .	Wendy E. Bateman & Rebecca Whelan-Lamperd
Tool Making – Forged for Woodworking . . . . .	Jeff Helmes
Watercolour Painting – Advanced . . . . .	Art Cunanan
Watercolour Techniques on Fabric . . . . .	Margot Miller
Weaving – Sashes, Straps & Bands . . . . .	Ralph Johnston
Wire Sculpture . . . . .	Charles O'Neil
Write that Story. . . . .	Ken Murray
Youth/Teen Make Your Own Game Board . . . . .	Hannah Strand

## Courses for Kids, Youth and Teens

*All course names for our younger artists start with 'Kids,' 'Youth' or 'Teen,' depending on the age requirement.*

*We've made some changes to the age groups  
– please register accordingly.*

*See page 95 for more information.*

## REGISTER ASAP!

Waiting until the last minute  
limits your choice of courses and  
may cause disappointment.

## Saturday, July 18 *(see pages 43–44)*

Encaustic & Photo Transfer Workshop . . . . .	Susan Fisher
Figure Drawing Introductory Workshop . . . . .	Helen McCusker
Figure Sculpture Workshop . . . . .	Paul Portelli
Give Me a Piece of Rosewood & I'll Make it Sing for You . . . . .	Grit Laskin
Harmonica – Beginner Workshop. . . . .	Carlos del Junco
Quilting with Heat Mouldable Batting Workshop . . . . .	Albert Cote
Sketching Horses Workshop. . . . .	Marta Scythes
Sterling Silver Spinner Ring Workshop . . . . .	Shannon Kennedy
Zentangle® Workshop . . . . .	Chari-Lynn Reithmeier

## July 20 to 24 *(see pages 45–50)*

Artistic Exploration – Painting & Drawing . . . . .	Jay Dampf
Blues Guitar. . . . .	Suzie Vinnick
Contemplative Photography – Looking & Seeing . . . . .	John McQuade
Encaustic Mixed Media & Collage . . . . .	Susan Fisher
Fabric Printing – Irresistible Resists . . . . .	Gunnel Hag
Free Motion Embroidery. . . . .	Saskia Wassing
Graphic Storytelling . . . . .	Hope Thompson
Improvisation . . . . .	DeAnn deGrujter
Japanese Sumi-e & Watercolour – East Meets West . . . . .	Cassandra Wyszowski
Jewellery – Enamelling . . . . .	Shannon Kennedy
Jewellery – Off Loom Bead Weaving. . . . .	Vicki Sharp
Kids' Clay Creations. . . . .	Susie Whaley
Kids' Creative Canadians . . . . .	Hannah Strand
Make-up FX & Character Design . . . . .	Rhonda Morley Causton
Musical Instrument Construction – Intermediate and Advanced . . . . .	Bethany Houghton
Oil Painting – Plein Air – Intermediate and Advanced . . . . .	John Anderson
Painting & Collage – Unconventional . . . . .	Rosemary Vander Breggen
Painting & Drawing – Dynamic Composition . . . . .	Martha Johnson
Painting with Alcohol Inks – Exploring Surfaces . . . . .	Putzy Madronich
Pottery – Composite Construction & Complex Handles . . . . .	Tony Clennell
Printmaking – Photographic Chine Collé Transfers . . . . .	Stephanie Rayner
Quilting – Folds, Pleats, Dimensional Curves & More . . . . .	Albert Cote
Sculptural Sheet Metal Forming . . . . .	Geordie Lishman
Silversmithing/Metalsmithing/Jewellery Open Studio . . . . .	Todd Jeffrey Ellis
Spinning Beyond the Basics: Twist, Grist & Texture . . . . .	Beth Abbott & Beth Showalter
Watercolour Painting – Big Skies, Clouds & Landscapes . . . . .	Marta Scythes
Watercolour Painting – Experimental . . . . .	Kal Honey
Youth Archery & Fencing . . . . .	Brad Sherwood
Youth/Teen Sculpture . . . . .	Toni Caldarone

### **Saturday, July 25** (see page 51)

Alcohol Inks on Tiles Workshop . . . . . Putzy Madronich  
Anatomy of the Portrait Workshop . . . . . Stephen Tulk  
Bring Play Back into Your Practice Workshop . . . Rebecca Reynolds  
Dinnerware – A Serving of Surface Decoration Workshop  
. . . . . Lisa Barry  
Drumming for Wellbeing Workshop. . . . . Linda Lee Purvis  
Glass Flamework Workshop . . . . . Brad Sherwood  
Jewellery – Forged Bangle Workshop . . . . . Todd Jeffrey Ellis  
Sashiko Workshop . . . . . Harriet Boon

### **July 27 to 31** (see pages 52–58)

Acrylics – Glazing & Encaustic Effects . . . . . Kim-Lee Kho  
Acrylics, Trees, Rocks, Water & Sky . . . . . Mary Intven Wallace  
Alla Prima – Direct Painting . . . . . Ljubomir Ivankovic  
Animals in Art . . . . . Jay Dampf  
Bird Carving – Beginner/Intermediate . . . . . Warren Townsend  
Bladesmithing . . . . . Jeff Helmes  
Contemplative Photography – Ways of Seeing Topics  
. . . . . John McQuade  
Fibres, Feelings & the Creative Path . . . Ardath Finnbogason-Hill  
Glass Flamework Tech and Glass Flamework Tech II  
. . . . . Brad Sherwood  
Harp – Level I . . . . . Maureen McKay  
Indigo & Shibori . . . . . Harriet Boon  
Intuitive Abstract Painting . . . . . Sue A. Miller  
Jewellery – Advanced Techniques . . . . . Michaela Wolfert  
Jewellery – Mixed Metals, Patinas & Cold Joins . . . . Vicki Sharp  
Kids’ Art Through the Ages . . . . . Hannah Strand  
Kids’ Under the Sea . . . . . Rebecca Reynolds  
Music – An Introduction to Home Recording . . . Nicholas Russell  
Painting & Collage – 3 Dimensions . . . Rosemary Vander Breggen  
Paper Mache Sculpture . . . . . Victoria Wallace  
Plein Air Landscape Painting – Introductory . . . . Sam Paonessa  
Portraiture – Drawing & Painting . . . . . Marta Scythes  
Pottery – Sculpture & Smoke Firing . . . . . Frith Bail  
Pottery – Throwing Camp – Intermediate/Advanced  
. . . . . Rene Petitjean  
Printmaking – Advanced Watercolour Monotype  
. . . . . Stephanie Rayner  
Quilting – I Have Something to Say . . . . . Bill Stearman  
Screenwriting Fundamentals – The Short Screenplay  
. . . . . Hope Thompson  
Soft Pastels & Mixed Media . . . . . Helen McCusker  
SoulCollage® . . . . . Elise Laviolette  
Stained Glass – Introductory and Intermediate  
. . . . . Wendy Ladurantaye  
Woodworking – Intermediate . . . . . Sarah Rose Woods  
Youth/Teen Metal Jewellery Arts . . . . . Susan Watson Ellis  
Youth/Teen Movie Making . . . . . Greg Sadlier

### **Saturday, August 1** (see page 58)

Glass Flamework – Pipe Workshop . . . . . Stephanie Hitchcock

### **August 3 to 7** (see pages 59–63)

Acrylic Painting & Mixed Media Collage Open Studio  
. . . . . Rose Pearson  
Blacksmithing . . . . . Rene Petitjean  
Bonsai Designs . . . . . Leon Martin  
Decoy Carving – Contemporary Antique Style . . . . Ken Hussey  
Drawing & Painting on Mylar . . . . . Martha Johnson  
Explorations in Abstraction . . . . . John Leonard  
Expressive Arts in Palliative Care . . . . . Norma Araiza  
Fibre Art – Batik, Rusting & Colour Manipulation . Jan Anderson  
Fibre Art Open Studio . . . . . Mary Pal  
Folk Music for All Instruments & Vocals . . . Katherine Wheatley  
Glass Flamework – Pipes & Paraphernalia . . Stephanie Hitchcock  
Jewellery – Chain Making – Beginner, Intermediate  
and Advanced . . . . . Susan Watson Ellis  
Kids’ – Dream, Design & Build . . . . . Sandra Iskandar  
Kids’ Handbuilding Pottery . . . . . Stephanie Park  
Landscape Painting – Plein Air & Studio . . . . . Sam Paonessa  
Painted Floor Cloths . . . . . Margot Miller  
Painting & Collage – Miniatures . . . . . Rosemary Vander Breggen  
Painting in Series . . . . . Debra Krakow  
Painting Tips from the Old & Contemporary Masters  
. . . . . Stephanie Schirm  
Paper Collage . . . . . Joanna Turlej  
Photoshop . . . . . Michael Bainbridge  
Pottery – Naked Raku & Related Techniques . . . Michael Sheba  
Puppet Design & Construction . . . . . Clelia Scala  
SoulCollage® – Advanced . . . . . Elise Laviolette  
Watercolour Basics . . . . . Marg McIntyre  
Youth/Teen Drawing, Painting & Alternative Mark Making  
. . . . . Rebecca Reynolds

### **Saturday and Sunday, August 8 & 9** (see page 64)

Timber Framing – Introduction to Design Workshop . . Glenn Diezel

### **August 10 to 14** (see pages 64–66)

Creative Writing . . . . . Catherine Graham  
Glass Fusing, Slumping & Surface Decoration . . . . Kirei Samuel  
Iron Sculpture . . . . . Rene Petitjean  
Landscape Painting – Contemporary Impressionism . . Luke Despatie  
Painting – Scaling Up . . . . . Rhoda Payne  
Pottery – Understanding Glazes . . . . . Michael Sheba  
Quilting – Reinterpreted Innovations . . . . . Judith Dingle  
Quilting Basics – Introduction to Fibre Art (Youth to Adult)  
. . . . . Jan Anderson  
Timber Framing . . . . . Glenn Diezel  
Watercolour on Canvas . . . . . Margot Snow  
Youth/Teen Paper & Vinyl Explorations . . . . . Noelia Marziali

### **August 15 to 22** (see pages 67)

OHS Spinning Certificate Program – Level I  
...Wendy E. Bateman, Harriet Boon, Lois Freedman,  
Louise Jackson, Julia Lee, Beth Showalter &  
Rebecca Whelan-Lamperd  
OHS Spinning Certificate Program – Level IV  
...Harriet Boon, Louise Jackson, Beth Showalter & Julia Lee

### **August 17 to 21** (see page 66)

Youth/Teen Pottery . . . . . Lisa Barry

## OTHER THAN HALIBURTON IN THE FALL

### ARTEMBASSY, TORONTO *(see page 68)*

#### September 7 to 11

Expressionism – Power, Passion & Paint . . . . . Steve Rose

#### September 14 to 18

Abstraction to Non Objective Painting . . . . . Steve Rose

#### September 21 to 25

Colour – The Language of Colour &  
How to Make Your Painting Speak . . . . . John Anderson

### McMICHAEL, KLEINBURG *(see page 69)*

#### September 7 to 11

Contemporary Landscape Painting – Advanced II . . . John Leonard

#### September 14 to 18

Contemporary Landscape Painting – Advanced II . . . John Leonard

### FLEMING COLLEGE, PETERBOROUGH *(see page 70)*

#### Saturday, October 24

Harmonica – Beginner Workshop . . . . . Carlos del Junco  
Image Transfer & Collage on Various Surfaces . . . Victoria Wallace  
Nuno Felting Workshop . . . . . Susan MacDonald  
Watercolour Painting Workshop . . . . . Marta Scythes

## HALIBURTON IN THE FALL

### October 26 to 30 *(see page 71)*

Composition & Colour for Painting . . . . . Janine Marson  
Creative Writing – Ignite Your Potential . . . . . Nora Zylstra-Savage  
Experimental Stitched Structures . . . . . Amanda McCavour  
Landscape Painting – Inside & Out . . . . . John Anderson  
Landscape Painting – Seasonal Details . . . . . Rod Prouse  
Mosaics with Slate & Pebbles . . . . . Heather Vollans  
Quilting Creative Techniques . . . . . Jan Anderson  
Watercolour Painting – Advanced . . . . . Art Cunanan  
Wood Carving – Father Christmas . . . . . Ken Hussey

### Saturday, November 7 *(see page 73)*

Chain Maille Bracelet Workshop . . . . . Susan Watson Ellis  
Dinnerware – A Serving of Surface Decoration Workshop  
. . . . . Lisa Barry  
Folded Metal Ornaments Workshop . . . . . Todd Jeffrey Ellis  
Nuno Felting Workshop . . . . . Susan MacDonald  
Watercolour Painting Workshop . . . . . Marta Scythes

*See pages 74 to 88 for information  
about our instructors.*

*Please note that this schedule is subject to change  
prior to March 2, 2020.*

## FULL-TIME PROGRAMS

### CERTIFICATE PROGRAMS (15 weeks)

Immerse yourself in over 600 hours of studio experience – explore one of our nine art certificates.

- Artist Blacksmith
- Ceramics
- Digital Image Design
- Drawing & Painting
- Fibre Arts
- Glassblowing
- Jewellery Arts
- Moving Image Design
- Photo Arts

### DIPLOMA PROGRAMS Visual and Creative Arts (Haliburton Campus)

Investigate our unique and flexible options for earning a diploma in the visual arts.

#### Graphic Design – Visual Communication

September (Peterborough Campus)  
Delivered at our campus in Peterborough, this is the only two-year Graphic Design advanced diploma program in Ontario.

#### Integrated Design

September (Haliburton Campus)  
This one-of-a-kind, accelerated program will give you the fundamental design skills and critical thinking needed to become a successful designer in the 21st century.

### ONTARIO GRADUATE CERTIFICATE PROGRAMS

#### Expressive Arts

April 20 to June 12, 2020  
(Haliburton Campus)

Expressive Arts offer people of all ages the opportunity to express themselves through art, craft, writing, music, movement, and narrative arts. Fleming's Ontario Graduate Certificate in Expressive Arts is a helpful addition to the counselling, teaching, or ministry you currently offer others.

#### Independent Studio Practice

May to August (Haliburton Campus)

This unique, intensive studio program is designed for established artists and recent visual arts graduates to examine and further develop their art practice with the guidance of a team of professional faculty in a supportive, inspiring environment.



# Expressive Arts

## Ontario College Graduate Certificate Program

Monday, April 20 to Friday, June 12, 2020



The Expressive Arts Certificate is an eight-course Ontario College Graduate Certificate that can be achieved on a full-time basis by attending the eight-week intensive format program in the spring.

As of March 2018, the college no longer offers the EXA certificate on a part-time basis to new students.

For current part-time students who have declared intention to complete the certificate, individual course registrations, for up to four courses, will be considered in the eight-week program on March 23, 2020, dependent upon the program registration level and space availability. Registration priority is full-time students.

### PROGRAM HIGHLIGHTS

This certificate would be a helpful addition to the counselling, teaching, or ministry you currently offer others. As a teacher, artist, nurse, social worker, minister, or someone in another caring profession, you will benefit from knowing how to facilitate the development and transformation of the people in your care, through expressive arts.

### MINIMUM ADMISSION REQUIREMENTS

Human service or arts diploma/degree. Students who do not meet the formal academic requirements may be considered by applying through an alternate mature student admissions procedure. Inquire for additional information.

### HOW TO APPLY

Full-time Domestic students must apply through Ontario Colleges. Go to [www.ontariocolleges.ca](http://www.ontariocolleges.ca)

OCAS Code: EXA

College Code: SSFL

Campus Code: 4

You must submit your official transcripts of your diploma or degree in the arts or human sciences field of study.

Full-time International applicants must apply directly through Fleming College's International Student Office. [international@flemingcollege.ca](mailto:international@flemingcollege.ca)

Current part-time students register for individual courses within the full-time program or during the summer schedule, through the Haliburton Campus. Dependent upon the complete program registration level and space availability in the full-time program, part-time students can register on March 23, 2020, for up to four courses.

When you have successfully completed the eight required courses, inform the college with a signed letter indicating that you wish to graduate.

### FEES AND ADDITIONAL COSTS

**Domestic:** \$1,744.51 for the intensive eight-week program, plus a \$200 material fee payable to the academic coordinator. Current part-time students pay individual course registration fees of \$335.84, plus a \$25.00 material fee per course. Tuition and fees are subject to change.

Although this program is not OSAP eligible, there are bursaries available to students who qualify.

**International:** \$7,276.87 for the intensive eight-week program plus a \$200 material fee payable to the academic coordinator. Tuition and fees are based on Canadian dollar rates and are subject to change.

### CURRICULUM 2020

Introduction to Expressive Arts<sup>M</sup> . . . . . DeAnn deGrujter  
Materials & Modalities in Expressive Arts<sup>E</sup>  
. . . . . Fay Wilkinson & Marybeth Leis Druery  
Expressive Arts – Exploring Relationships<sup>M</sup> . . . Cheryl Barendregt  
Sandtray & Writing within Expressive Arts<sup>E</sup>  
. . . . . Verity Barrett & DeAnn deGrujter  
Mindful Music & Movement in Expressive Arts<sup>E</sup>  
. . . . . Gary Diggins & DeAnn deGrujter  
Planning & Practice in Expressive Arts<sup>M</sup> . . . Marybeth Leis Druery  
Expressive Arts – Stories from the Field<sup>E</sup> . . . . . Fay Wilkinson  
Professionalism in Expressive Arts<sup>M</sup> . . . . . Lorrie Gallant

M = mandatory, E = elective

The following additional Expressive Arts courses are scheduled in 2020:

June 29 to July 3

Mindfulness, Creativity & Spirituality within Expressive Arts  
. . . . . Marybeth Leis Druery

August 3 to 7

Expressive Arts in Palliative Care . . . . . Norma Araiza

### ACCOMMODATIONS

#### College housekeeping cabins

There is limited shared accommodation in the school's housekeeping cabins on a first-come, first-served basis. Please note availability and costs are subject to change. Contact the Haliburton Campus for more information.

Cost: \$1,200.00 (HST included) for the full eight weeks of the full-time program.

\$226.00 (HST included) per week for individual weeks.

#### Private Accommodation List

A list of various accommodations available in the area is available at [flemingcollege.ca/school/haliburton-school-of-art-and-design/accommodation](http://flemingcollege.ca/school/haliburton-school-of-art-and-design/accommodation)

# EXPRESSIVE ARTS COURSES

To register for these courses you must meet the admission requirements for the EXA Graduate Certificate Program. Details available on page 10.



## Introduction to Expressive Arts<sup>M</sup>

COURSE CODE ARTS112 SECTION 41  
INSTRUCTOR DeAnn deGrujter  
DATES April 20 – 24, 2020  
FEE \$335.84 (+ \$25 material fee payable to the coordinator)

“Sitting quietly, doing nothing, spring comes, and the grass grows by itself.” (Zenrin). When we provide the right conditions for ourselves, we open the door to growth. Tapping into our creativity provides a natural source of imagery and energy to use for healing and personal expression. This course will introduce you to the theory and practice of the expressive arts. If you are working in the human service field, you will learn about the applicability of visual arts, music, writing, movement and theatre to your work settings.

*As a teacher, artist, nurse, social worker, minister, or someone in another helping profession, you will benefit from knowing how to facilitate the development and transformation of the people in your care, through expressive arts.*

The M or E beside the course name indicates whether the course is Mandatory or Elective toward the Expressive Arts Certificate.

These courses do not count towards Fleming's Visual and Creative Arts Diploma (VCAD).

## Materials & Modalities in Expressive Arts<sup>E</sup>

COURSE CODE ARTS2471 SECTION 41  
INSTRUCTOR Marybeth Leis Druery & Fay Wilkinson  
DATES April 27 – May 1, 2020  
FEE \$335.84 (+ \$25 material fee payable to the coordinator)

Demystify a selection of art supplies as you experiment with their properties, applications, and suitability for use in expressive arts experiences with different populations. Wet and dry visual arts materials, 3D, mixed media, fabric/fibre processes, papers, adhesives, and much more will be covered, building your expressive arts toolkit. Learn the modality of mandalas, an ancient and powerful tool for focusing, contemplation, and personal spiritual growth. Explore centring exercises, visual, movement, sound and writing modalities while creating expressive mandalas, a personal mandala, and a collaborative mandala. The practices of mandalas and mindfulness as powerful tools for self-care will also be addressed.

## Expressive Arts – Exploring Relationships<sup>M</sup>

COURSE CODE ARTS91 SECTION 41  
INSTRUCTOR Cheryl Barendregt  
DATES May 4 – 8, 2020  
FEE \$335.84 (+ \$25 material fee payable to the coordinator)

Successful completion of Introduction to Expressive Arts (formerly Introduction to Expressive Arts Therapies) is recommended prior to taking this course. Explore various types of relationships and connections as you progress from working on self to working in pairs, to working in groups, using expressive arts. Experiential, demonstrated, and didactic learning methods will investigate the depth and value of expressive arts and their power to deepen connections. You will be encouraged to take advantage of group connections to deepen your personal expressive arts experience, awareness and appreciation. There will be ample opportunity for practice, discussion and feedback using role-playing of the client, the expressive arts practitioner, and the witness/observer.

## Fleming College and The Create Institute

Fleming College is pleased to be affiliated with The Create Institute in Toronto, Ontario (formerly International School of Interdisciplinary Studies). The Create Institute is a certificate-granting, registered private career college offering training institute in intermodal expressive arts therapy. Students who graduate from The Create Institute can apply their credits toward a MA degree in Expressive Arts Therapy at the European Graduate School in Switzerland [www.egsuniversity.ch](http://www.egsuniversity.ch).

Graduates of Fleming's Expressive Arts Certificate program will be granted the following should they choose to continue studies at the Create Institute:

- Credit for 100 studio hours in the CI program
- The distinction of “Arts Specialization” on their CI certificate

[www.thecreateinstitute.org](http://www.thecreateinstitute.org)

## Sandtray & Writing within Expressive Arts<sup>E</sup>

COURSE CODE ARTS2057 SECTION 41  
INSTRUCTOR Verity Barrett & DeAnn deGrujter  
DATES May 11 – 15, 2020  
FEE \$335.84 (+ \$25 material fee payable to the coordinator)

This course provides an introduction to the practice and theory of Sandtray-Worldplay Therapy and the application of journaling within Expressive Arts. These modalities give voice to the internal and external worlds of both children and adults. They are tools with which to explore, for example, issues of loss, abuse, and self-esteem and that can provide new perspectives on life experiences. Learning will be facilitated through the use of didactic, demonstrated and experiential methods. In the sandtray portion, all participants will build sandtrays as well as observe others, with ample opportunity for questions, discussion and feedback. Emerging from the sandtray section, you will gently move into journaling using various creative techniques of exploring the inner and outer worlds through writing, poetry, movement and art making. Learn to weave these modalities through each other to give them greater form and personal meaning. You are encouraged to bring any poems that are meaningful to you. This course will be of interest to professionals working with children and adults in educational, health, recreation or therapeutic settings.

## Mindful Music & Movement in Expressive Arts<sup>E</sup>

COURSE CODE RTS774 SECTION 41  
INSTRUCTOR DeAnn deGrujter & Gary Diggins  
DATES May 18 – 22, 2020  
FEE \$335.84 (+ \$25 material fee payable to the coordinator)

Mindful music – creating intentional soundscapes: Learn how to approach vocal or instrumental sounding as an improvisational practice that can be applied to various contexts: a group celebration, a ritual of loss, a community building event, or a deep listening meditation. Mindful music incorporates user-friendly instruments and allows individuals to express aspects of the human life through intentional soundscapes. We will explore sonic rituals that span from the jubilant to the ambient and engage participants as mindful collaborators.

Mindful movement – dance and somatics: Explore the body-mind connection and the wisdom and imagination of the psychological and sensory states that exist in the body. You will be introduced to a wide variety of approaches and techniques to experience the continuity and deep connection of the mind-body processes. Experiences of embodiment and the expressive potential of the body will be the predominant mode of expression while also allowing for multimodal approaches such as writing and image making. Instruction will culminate in a living arts performative experience of integrating personal narrative by engaging information from the body.

There will be classes on Victoria Day Monday.

## Planning & Practice in Expressive Arts<sup>M</sup>

COURSE CODE ARTS171 SECTION 41  
INSTRUCTOR Marybeth Leis Drury  
DATES May 25 – 29, 2020  
FEE \$335.84 (+ \$25 material fee payable to the coordinator)

*Successful completion of Introduction to Expressive Arts (formerly Introduction to Expressive Arts Therapies) is recommended prior to taking this course.*

This course will teach you to plan and lead expressive arts experiences for others. Instruction will address a broad spectrum of expressive arts experiences as well as present the theoretical tools for assessing what type of experiences might be appropriate for various individuals and populations. You will learn how music, movement, visual, and narrative arts can promote self-awareness and personal growth with various populations. There will be opportunities to experience leadership in the non-judgmental atmosphere of the student group.

## Expressive Arts – Stories from the Field<sup>E</sup>

COURSE CODE ARTS2367 SECTION 41  
INSTRUCTOR Fay Wilkinson  
DATES June 1 – 5, 2020  
FEE \$335.84 (+ \$25 material fee payable to the coordinator)

Experience a unique combination of hearing stories from Expressive Arts program graduates working in the field, and exploring how to take storytelling into your practice. This highly practical course will offer pertinent information to help you position how you want to use expressive arts. Learn how to incorporate fairytales, myths, legends, and other storytelling mechanisms, for example, masks and puppets, into your chosen field.

## Professionalism in Expressive Arts<sup>M</sup>

COURSE CODE ARTS183 SECTION 41  
INSTRUCTOR Lorrie Gallant  
DATES June 8 – 12, 2020  
FEE \$335.84 (+ \$25 material fee payable to the coordinator)

*Successful completion of Introduction to Expressive Arts (formerly Introduction to Expressive Arts Therapy) and Expressive Arts: Exploring Relationships (formerly Exploration of Therapeutic Relationships) is recommended prior to taking this course.*

It is important to recognize the parameters of utilizing expressive arts within the bounds of one's training experience. How does one handle situations that are beyond the scope of our professional practice? What are the needs of cultural and racial minorities which can be appropriately integrated into the expressive arts? How do we handle burnout creatively? This course will cover ethical and professional issues which may arise as a result of using the expressive arts.



**I strongly feel that the EXA program at Fleming changed my life. I probably won't have another opportunity to immerse myself in creative learning and growth any time soon. I am sooo happy that I took the time to educate myself in expressive arts. The friends I met there are remarkable. I feel lucky to have such a strong support base and to have such a diverse group of colleagues.**

KAREN CAMPBELL



# HALIBURTON MAY 2020

HALIBURTON SCHOOL OF ART + DESIGN, HALIBURTON, ONTARIO

MAY 11 TO 15, 2020

## **NEW!** Acrylics & Mixed Media – Botanicals

COURSE CODE ARTS2499 SECTION 41  
INSTRUCTOR Rose Pearson  
DATES May 11 – 15, 2020  
FEE \$411.75 (+ \$20 material fee payable to instructor)

Explore the flexibility of acrylic paint and its enormous capacity to be used on its own or mixed with other materials in collage. Experiment with acrylic mediums and try a variety of techniques in completing small studies of plant life. Compositional design will be discussed as you work toward completing two canvases inspired by Georgia O'Keefe and Robert Kushner.

## **Drawing – An Introduction to the Basics**

COURSE CODE ARTS307 SECTION 41  
INSTRUCTOR Marta Scythes  
DATES May 11 – 15, 2020  
FEE \$411.75 (+ \$2 material fee payable to instructor)

Begin or further develop your drawing skills in an encouraging, non-threatening environment. By immersing yourself in the fascinating discipline of drawing, you will produce realistic images, personal interpretations, and expressive work. Learn many rendering techniques and processes while considering the elements and organizing principles of design. Become familiar with the properties, brands and uses of a range of drawing materials while studying a variety of subjects, including the human figure. Perspective and traditional composition as applied to an array of subjects will be studied and incorporated into project work. The objective is to increase your observation skills while building confidence to explore and develop a personal style and direction.





## Landscape Painting 101

COURSE CODE ARTS496 SECTION 41  
INSTRUCTOR Rod Prouse  
DATES May 11 – 15, 2020  
FEE \$411.75 (+ mandatory material fee of approx. \$40 payable to the instructor)

How many of us have wished that we could paint our own vision of Canada's breath-taking landscape? This course will teach you techniques that incorporate fundamental colour and painting principles, as well as visioning methods derived from photography and working directly in en scene. Even as a complete novice, you can experience the thrill of creating your own acrylic landscape painting. This course will provide a solid introduction to landscape painting. Using a simplified but expressive acrylic palette, you will learn to manipulate line, shape, tone, texture and colour and a recipe to put it all together as a finished landscape painting. Most of the course will be studio time with a couple of field trips to provide the opportunity to sketch and photograph.

## Mosaics for the Canadian Garden

COURSE CODE ARTS2434 SECTION 41  
INSTRUCTOR Heather Vollans  
DATES May 11 – 15, 2020  
FEE \$411.75 (+ \$20 material fee payable to instructor)

The Canadian climate can present challenges for outdoor garden pieces. Concrete is an excellent solution, with great creative potential. Mosaic a pre-purchased concrete garden feature such as a birdbath, concrete bowl, concrete stepping stones, statue, or other pieces; or work on a stone slab. A concrete structure that has very little detailed carving with large areas of smooth concrete is most suitable. Instruction will address suitable adhesives for outdoors, materials that will survive a Canadian winter, cutting techniques, adhering shards to concrete and stone, and how to grout and seal your work.

## Watercolour Painting – Fall & Winter Landscape

COURSE CODE ARTS2450 SECTION 41  
INSTRUCTOR Gord Jones  
DATES May 11 – 15, 2020  
FEE \$411.75

Fall landscapes present an opportunity to explore bold colours and dramatic skies, and it is said that winter is made for watercolours. Subject matter, composition, and execution will take advantage of the medium's fluid quality, with one or two paintings completed each day. Photo references will be provided and step-by-step demonstrations will guide you through all the stages of creating a finished work. Instruction will address designing the image, drawing the subject, working on wet paper, and mixing colours to create depth and lighting. Learn in a relaxed and very supportive atmosphere with individual attention and gentle group critique. Instruction suits beginner to intermediate levels of skill.



**SATURDAY, MAY 23, 2020**

## **NEW!** Sensations of Meditation – Sound Bath & Mala Making Workshop

COURSE CODE ARTS2547 SECTION 41  
INSTRUCTOR Linda Lee Purvis  
DATES May 23, 2020  
FEE \$128.07 (+ \$35 material fee payable to instructor)

Featuring two unique experiential approaches to stimulate the profound benefits of meditation, this workshop profiles how sound frequencies can be beneficial to the body and explores a variety of meditation techniques to develop a sustainable meditation practice at home. For those that struggle with a wandering mind during meditation, the use of a mala – a strand of 108 beads – can provide a tactile anchor as one progressively fingers through the beads while repeating a mantra, affirmation, or seed sound. Create a personalised mala from a selection of wood, crystal, and glass beads, and learn to use it with both traditional and contemporary applications. Discussion on a variety of other meditation techniques will investigate the best personal option. Secondly, discover the deeply restorative benefits of 'sound' meditation. A unique mixture of specialised instruments, including quartz crystal and Himalayan singing bowls, a crystal harp, quartz tuning forks, French Koshi chimes, and several other expressive sound tools, will create a layered sound-scape to relax the body and mind deeply.



**I started art classes at HSAD because it sounded like fun. Now 10 years later I have become so passionate about art that it is a huge part of who I am. HSAD makes art accessible to those of us who have day jobs.**

SUSANNE FARROW



## CONCENTRATED STUDY

# DRAWING & PAINTING – Advanced Individual Studies

We are pleased to offer this opportunity for personal and professional growth as you immerse yourself in a deeper investigation of drawing and painting. With an emphasis on conceptual as opposed to technical investigations, learning will consist of facilitated discoveries resulting from interactions between all artists – students and instructors alike. Experience dialogue on a professional to professional level with your instructor and understand that differences of opinion are not only accepted but viewed as learning tools. These shared interests and exchanges will contribute significantly to your development as an artist. To maintain academic rigour and provide an effective learning environment, admission is subject to assessment of suitability.

Please submit the following information by April 3, 2020:

- Colour images of work (min 6)
- Artist statement and biography
- C.V. including complete exhibition record
- Details of relevant visual arts training and/or experience and related aesthetic experience if applicable
- Your personal and professional goals as well as your reasons for wanting to attend

Previous students of these courses are approved for participation and will not be required to engage in the detailed application and approval process again.

Digital files will not be accepted.

Mail to:

Fleming College, Box 839, Haliburton, ON K0M 1S0  
Attention: Shelley Schell

Register for the courses you are interested in as soon as possible. Registrations are accepted prior to determination of acceptance. Full refunds will be issued if an application is deemed unsuitable. Admission is subject to assessment as detailed. In all courses, individual attention and group dialogue will address your body of work, personal questions and challenges.

Feasibility of courses will be determined two weeks in advance of course start.

## These courses are offered in Haliburton.

*These courses are not suitable for beginners. Participants should be engaged in professional activities such as exhibiting, teaching, lecturing and/or adjudicating. Detailed assessment guidelines are available upon request. Participation requires the completion of a post-secondary arts program or the equivalent experience. Admission is subject to assessment.*

## Painting – Advanced Individual Studies

COURSE CODE ARTS914 SECTION 41  
INSTRUCTOR John Leonard  
DATES May 18 – 22, 2020  
FEE \$411.75

*This course is not suitable for beginners.*

With an emphasis on conceptual as opposed to technical investigations, this course will provide an opportunity to expand your visual language, painting skills, and visual arts literacy. Instruction will encourage you to confront your own creative processes such as imagery, content, ideas, and manner of execution as you explore the painting medium of your choice. Individual attention and group dialogue will address your body of work, personal questions and challenges.

*There will be classes on Monday, Victoria Day.*

## Visual Arts – Advanced Individual Studies

COURSE CODE ARTS915 SECTION 41  
INSTRUCTOR John Leonard  
DATES May 25 – 29, 2020  
FEE \$411.75

*This course is not suitable for beginners.*

With an emphasis on conceptual as opposed to technical investigations, this course will provide an opportunity to expand your visual language, painting skills, and visual arts literacy. Instruction will encourage you to confront your own creative processes such as imagery, content, ideas, and manner of execution as you explore the media of your choice. Individual attention and group dialogue will address your body of work, personal questions and challenges.

# ETOBICOKE JUNE 2020

NEILSON PARK CREATIVE CENTRE, ETOBICOKE ONTARIO



*The following course will be held at the Neilson Park Creative Centre in Etobicoke.*

## JUNE 8 TO 12, 2020

### Acrylics & Mixed Media – Introductory

COURSE CODE ARTS1175 SECTION 41  
INSTRUCTOR Annette Blady Van Mil  
DATES June 8 – 12, 2020  
FEE \$411.75

Learn techniques using acrylic paints and products that will begin an exciting journey of discovery. You will be encouraged to work in a variety of formats, using traditional painting materials and fluid acrylics, as well as heavy body paints with collage. While technique will remain an important aspect, emphasis will be placed on experimentation, building a personal style and colour sense, choosing subject matter, and open discussions about the work produced.

*This course will run simultaneously with Acrylics & Mixed Media – Intermediate. Please clearly indicate which course you are registering for.*

### Acrylics & Mixed Media – Intermediate

COURSE CODE ARTS712 SECTION 41  
INSTRUCTOR Annette Blady Van Mil  
DATES June 8 – 12, 2020  
FEE \$411.75

*This course is not suitable for beginners. Instruction is designed for those who have some previous experience with acrylic painting.*

In this course you will be encouraged to work in larger formats, using traditional painting materials and fluid acrylics, as well as heavy body paints with collage. While technique will remain an important aspect, emphasis will be placed on experimentation, building a personal style and colour sense, choosing subject matter, and open in-class discussions about the work produced.

*This course will run simultaneously with Acrylics & Mixed Media – Introductory. Please clearly indicate which course you are registering for.*

### Paint Like the Group of Seven

COURSE CODE ARTS2188 SECTION 41  
INSTRUCTOR Al Van Mil  
DATES June 8 – 12, 2020  
FEE \$411.75

Learn to paint like Tom Thomson and the Group of Seven. Discover and practice the unique techniques this group of artists employed as you gain a more expressive grasp of landscape painting. Instruction is suitable for beginners, those new to acrylics or oils, or the experienced artist wishing to advance skills. You will be interpreting your reference materials and, depending on the weather, working outside.


## JUNE 15 TO 19, 2020

### Concept, Content & Execution

COURSE CODE ARTS2292 SECTION 41  
INSTRUCTOR Steve Rose  
DATES June 15 – 19, 2020  
FEE \$411.75

*This class is not suitable for beginners.*

This mentoring opportunity provides dedicated studio time to indulge ideas and immerse yourself in your art practice. Helpful dialogue and constructive critiques will advance your work within a creatively charged environment. Each class will begin with a brief informal lecture on a particular artist or movement and progress from there through exercises and/or projects. Through creative process and discussion of vision-to-execution, emphasis will be placed on individual attention regarding medium, concepts, content, and technical mastery.



### Figure Painting & Drawing – Media Explorations

COURSE CODE ARTS2111 SECTION 41  
INSTRUCTOR Helen McCusker  
DATES June 15 – 19, 2020  
FEE \$411.75

*This course is suitable for all skill levels but some experience with drawing and painting the figure is recommended.*

Working with a model, learn ways to express artistic ideas and technical skills in a wide-ranging approach. The emphasis will be on exploration using a variety of painting and drawing mediums. View the works of historical and contemporary artists relevant to each new approach for portraying the figure. Instruction will include demonstrations and instruction in the technique and usage of each medium. Both nude and clothed models will provide subject matter. Instruction on drawing the figure will be given where needed and colour, composition and elements of design will be discussed and practiced as well. Lots of individual assistance will be available in an encouraging and positive environment.



# HALIBURTON SUMMER 2020

HALIBURTON SCHOOL OF ART + DESIGN, HALIBURTON, ONTARIO

**JUNE 22 TO 26, 2020**

## Botanical Drawing & Watercolour Painting

COURSE CODE ARTS1836 SECTION 41  
INSTRUCTOR Marta Scythes  
DATES June 22 – 26, 2020  
FEE \$411.75 (+ \$2 material fee payable to instructor)

*This studio course is suitable for all skill levels but some painting experience would be an asset.*

While studying a wide variety of botanical specimens, learn several drawing and painting techniques, increasing your observation skills and confidence. Through a series of progressive exercises, working from photo references, demonstrations and live specimens, analyze the intricate lines, shapes, forms, textures, and colours of several botanicals. Emphasis will be placed on both loosely interpreting and accurately depicting the structure of subject matter while developing a personal style. Composition and perspective, as they apply to botanical art, will be addressed. Instruction will include frequent demonstrations and ongoing support, as needed.

## Maker Space Explorations

COURSE CODE ARTS2261 SECTION 41  
INSTRUCTOR Scott Michael Walling  
DATES June 22 – 26, 2020  
FEE \$411.75 (+ \$50 material fee payable to instructor)

Technology broadens the scope of creative possibility and inspires unique explorations. This course will familiarize you with the equipment in Haliburton School of Art + Design's Maker Space – a PLA plastic 3D printer, a resin 3D printer, scanners, laser engraver, vinyl cutter, vinyl cutter, industrial sewing machine, digital embroidery machine, large-scale photo printer, printing press, and an assortment of photography/videography equipment. Each day will be spent immersed in a new technology, software, and process. Explore, experiment, and create using a variety of mediums and techniques including printmaking, 3D construction, stencil making, jewellery, and mould making. Skills learned could be applied to artistic pursuits, everyday life, or a career.

## Mosaics

COURSE CODE ARTS136 SECTION 41  
INSTRUCTOR Annette Blady Van Mil  
DATES June 22 – 26, 2020  
FEE \$411.75 (+ \$25 material fee payable to instructor)

By definition, a mosaic is a surface decoration made by inlaying small pieces of coloured glass, stone or tile to produce a pattern or image. Discover the unusual, creative, innovative and fun world of mosaics. Gain an appreciation of the history and techniques and, by blending traditional and modern techniques, create some amazing works of art. Basic techniques will be taught through hands-on demonstrations. Turn your broken tiles, chipped china, cracked pots, smashed glass, old buttons, and mirrors into masterpieces. Make the ordinary extraordinary! All skill levels will benefit from this course.

## **NEW!** Painting with a 3-Foot Brush

COURSE CODE ARTS2542 SECTION 41  
INSTRUCTOR John Anderson  
DATES June 22 – 26, 2020  
FEE \$411.75 (+ \$10 material fee payable to instructor)

Focus on building a process for interpretation and execution of successful paintings. Explore composition concepts that move away from drawing and focus on blocks of value and shape, from which to build an effective structure that will be a platform for the landscape, with and without architectural elements. Instruction will emphasize warm and cool colour relationships between the shape block in relation to a light source; colour relationships and broken colour application to strengthen composition and emotional content; and sections of paint as planes of light and shadow that, together, explain the nature of the subject matter. With guidance and constructive critique, build a composition from your own reference material in three stages; one 8x10 monochrome value study, one 8x10 colour study, and one 18x24 complete painting. These exercises will culminate in a larger canvas depicting your reference material and composition that reflects skills learned.



## CENTRE FOR MAKING

The Centre for Making at Haliburton School of Art + Design is a Maker Space. A gathering place where anyone can learn, explore, and create using technology as a tool for making and prototyping. Our new facility houses 3D printers, scanners, a laser engraver, CNC machine, vinyl cutter, industrial sewing machine, digital embroidery machine, large-scale photo printer, printing press, and an assortment of photography/videography equipment. See page 4 for additional information.





### Passionate Paint I

COURSE CODE ARTS1877 SECTION 41  
 INSTRUCTOR Al Van Mil  
 DATES June 22 – 26, 2020  
 FEE \$411.75

Learn to best express your passions in the visual language of paint. Develop abstracted imagery from real subject matter to build a vocabulary of expressive tools. A series of lectures, demonstrations and projects, plus individual attention will advance levels of artistic insight. Work in a positive and encouraging environment, using the paint medium of your choice. Explore interesting ways of interpreting still-life, landscape and the figure, to find your passion in paint. Reacting to your new repertoire in a free and uninhibited manner will help you discover your own style of painting. This course is about staging your painting and will offer a multitude of options for effective presentation of your ideas. All levels of experience are welcome.

*This course will run simultaneously with Passionate Paint II. Please clearly indicate which level you are registering for.*

### Passionate Paint II

COURSE CODE ARTS2081 SECTION 41  
 INSTRUCTOR Al Van Mil  
 DATES June 22 – 26, 2020  
 FEE \$411.75

*This course is not suitable for beginners. Previous painting experience is required.*

In this interactive course, you will further develop abstracted imagery from real subject matter to build a vocabulary of expressive tools. A series of lectures, demonstrations and projects, plus individual attention will advance levels of artistic insight. Work in a positive and encouraging environment, using the paint medium of your choice. Explore interesting ways of interpreting still life, landscape and figure to find your passion in paint. Reacting to your growing perspective in a free and uninhibited manner will help you discover your truest style of painting.

*This course will run simultaneously with Passionate Paint I. Please clearly indicate which level you are registering for.*



### Pottery Throwing Camp – Intermediate/Advanced

COURSE CODE ARTS735 SECTION 41  
 INSTRUCTOR Rene Petitjean  
 DATES June 22 – 26, 2020  
 FEE \$480.42 includes 3 bags of clay

*This course is not suitable for beginners.*

Have you ever wished you could spend several days just focusing on increasing your throwing skills? Do you feel that you have 'hit the wall' in terms of being able to throw... more efficiently, bigger pieces, more consistently, looser pots, tighter pots? This course will encourage and challenge you to learn new throwing techniques, increase your throwing skills, and practice, practice, practice. Throwing is a physical skill. It requires proper technique, good tools, and proper care of your body. Through a series of demonstrations, specific exercises, class discussions, inspirational videos, and lots of wheel time, you will have the opportunity to increase your throwing skill as well as develop a personal practice of pot-making. A pug-mill will be available to make reclaiming clay as easy as possible. It is not the intent of this course to cover glazing and firing. One bisque firing may be done to ease the transport of 'trophy pots'. A limber sense of humour and a willingness to cut pots in half will make the week much more enjoyable.

### Soapstone & Alabaster Carving

COURSE CODE ARTS206 SECTION 41  
 INSTRUCTOR Elise Muller  
 DATES June 22 – 26, 2020  
 FEE \$411.75 (+ \$25 to \$75 material fee, depending on projects chosen, payable to instructor)

This course will provide a general introduction to carving soapstone and Alabaster. You will develop a working knowledge of the material, the tools, the safe handling issues and the methods used to complete a carving. Beginning with a study of the properties of the stone, you will produce a simple piece and progress to making a sculpture of your choice. The development of your own personal style will be encouraged. The material cost for this course will depend on the size of the project or projects chosen and will be collected during the week.

**JUNE 29 TO JULY 3, 2020**

### **Acrylics – Material Exploration & the Artistic Voice**

COURSE CODE ARTS2124 SECTION 41  
INSTRUCTOR Victoria Wallace  
DATES June 29 – July 3, 2020  
FEE \$411.75 (+ \$50 material fee payable to instructor)

Stimulate your subconscious creative spirit and access your unique artistic voice through the exploration of personal metaphor, and acrylic paints and mediums. Through the examination of the myriad of acrylic mediums available, learn to familiarize yourself with their incredibly diverse artistic applications, making the creative process second nature. Work with mixed media and acrylic skins, textured acrylic skins, glazes and washes, stencils, incising, immediate transfer onto a variety of rigid substrates, knife painting with light moulding paste, 21st-century grisaille, and interference acrylics, as well as discover how to utilize textured acrylic mediums. Instruction is suitable for beginner to professional artists.

### **Chainsaw Sculpture**

COURSE CODE ARTS1081 SECTION 41  
INSTRUCTOR Robbin Wenzoski  
DATES June 29 – July 3, 2020  
FEE \$411.75 (+ \$40 material fee payable to instructor for two project logs)

Learn how to create carvings/sculptures with a specialized carving chainsaw. Safety aspects of this skill as well as the maintenance of a safe, properly working carving chainsaw will be emphasized. You will be encouraged to complete at least one carving during the course. Instruction will provide the knowledge and skills needed to create chainsaw carvings whether you are a hobbyist or considering this as a career. Techniques are also suitable for hand carvers as they dramatically speed the process of getting to the fine sculpture stage. The carving chainsaws now available are very safe and lightweight, increasing the manageability of this technique. If you have your own carving chainsaw, it can be used when deemed safe and appropriate by the instructor. Various models of carving saws will be available for rent at the cost of \$160 plus HST per week, or if you are bringing your own saw (deemed appropriate) and use our gas/oil, a \$30 fee for gas/oil and other parts plus HST, payable to the instructor.

***Regular classes are held on the  
Canada Day (July 1) holiday.***



### **Cheesecloth Imagery on Fabric**

COURSE CODE ARTS2179 SECTION 41  
INSTRUCTOR Mary Pal  
DATES June 29 – July 3, 2020  
FEE \$411.75 (+ \$15 material fee payable to instructor)

Cheesecloth – a humble medium with unexpected and remarkable creative potential. Beginning with simple exercises exploring figurative imagery – portraits, landscapes, animals – or abstract designs, you will then select a specific image to create a larger piece. Master the fundamentals of composition by playing with cheesecloth and glue, learning about value, transparency, and contrast. Discover new ways to include a variety of textures in your fibre art. The focus is on black and white for dramatic results, though you will see how you can add colour with paint, ink or dye. Learn how to adjust photos – or choose from thousands of copyright-free online images – on a laptop or tablet using simple computer programs and apps, or even a photocopier. Understanding that not everyone is comfortable with technology, the instructor can, with your guidance, prepare your pattern to design the composition and imagery for your main project. Sew as much or as little as you want. Finished pieces could be machine quilted or hand-mounted on stretcher bars. Visual presentations, the instructor's significant collection of completed cheesecloth pieces, and art quilts will inspire and demonstrate every step of the process.

### **Colour**

COURSE CODE ARTS53 SECTION 41  
INSTRUCTOR Sue A. Miller  
DATES June 29 – July 3, 2020  
FEE \$411.75 (+ \$15 material fee payable to instructor)

There is more to choosing effective colour combinations than merely picking the appealing ones. With insight and practice, colour becomes your most expressive tool, and you will learn how to make informed decisions on choosing colour for purely aesthetic reasons, emotional impact or colour balance. It is one of the primary tools affecting visual perception and emotional response. Various studies will provide you with a basic understanding of the principles of colour and colour vocabulary. Examine tonal gradation, value, harmony, discord, optical colour mixing and much more. A variety of visual support materials will inform and direct you. Knowledge of the complexities of colour enriches your perception and deepens the pleasure and experience of art and the world around you.





## Coloured Pencils

COURSE CODE ARTS1837 SECTION 41  
 INSTRUCTOR Ruth Ann Pearce  
 DATES June 29 – July 3, 2020  
 FEE \$411.75 (+ \$10 material fee payable to instructor)

Explore the exciting realm of coloured pencils in this comprehensive course suited to all levels of drawing ability. Learn the properties, uses, and possibilities of coloured pencils and, through discussion and exploration, become familiar with various surfaces. Colour theory will be discussed as it is key to understanding attainable results. Mixing, layering and blending techniques will be demonstrated, and you will be encouraged to experiment with innovative methods. Technical instruction will address details required in the creation of realistic artwork. Instruction will include frequent demonstrations and ongoing feedback as needed.

## Creating Written Memoirs

COURSE CODE ARTS56 SECTION 41  
 INSTRUCTOR Nora Zylstra Savage  
 DATES June 29 – July 3, 2020  
 FEE \$411.75

This course provides the opportunity to start or continue writing your personal stories and enhance your writing style. Of particular emphasis will be 'Stories of the Heart' – stories that touch the emotions. Explore personal experiences and stories that make you laugh, cry, cringe or shout out loud. Word prompts, visualizations, rapid writes, music and discussions will enhance your learning and your writing style. Tips and techniques will be provided to bring your stories of life. Write, share and receive oral feedback in a sensitive and positive environment. Don't wait until it's too late – put it in writing and enjoy the journey! Instruction will accommodate those in process as well as those newly undertaking written memoirs or life stories. Encouragement, support and reference material will be provided.



**The instructors are passionate about their art and it really comes through in their teaching methods. The studio space and supplies were outstanding.**

ERICA LITTLE



## Felted Landscapes

COURSE CODE ARTS1710 SECTION 41  
 INSTRUCTOR Pam Carnochan  
 DATES June 29 – July 3, 2020  
 FEE \$411.75 (+ \$100 material fee, depending on size of projects chosen, payable to instructor)

*No previous knowledge of painting, drawing or wool is required.*

From farm to frame – learn to process a raw fleece into a usable form, washing, picking, carding, and dyeing the wool. Using wet and needle felting techniques, this fleece will then be used to make a substantial piece of felt, from which you will create a wool landscape. You will be encouraged to be playful and creative, while not being concerned with perfection, as you experience landscape art in a whole new way.

## Fibre Art Techniques

COURSE CODE ARTS2210 SECTION 41  
 INSTRUCTOR Jan Anderson  
 DATES June 29 – July 3, 2020  
 FEE \$411.75 (+ \$40 material fee payable to instructor)

Learn fibre art techniques such as painting, dying, stamping, free motion quilting, thread sketching, thread painting, and hand embellishments as you design, create, experiment and play in a supportive environment. Skills learned will be applied to the creation of a large wall hanging that depicts your passion and story. You will be required to bring a familiar and reliable sewing machine in good working order. It is imperative also to bring a free motion sewing foot and be able to drop the feed dogs.

## Fundamental Drawing

COURSE CODE ARTS98 SECTION 41  
 INSTRUCTOR Charles O'Neil  
 DATES June 29 – July 3, 2020  
 FEE \$411.75

This course will make it easy for the uninitiated to fearlessly approach the process of drawing in a refreshing and creative environment. Learn to work with an assortment of media in a variety of techniques. Exploration of light and shade, contour and gesture drawing will increase perception of form and space, line and tone, as well as provide a basic understanding of expression. Subject matter will include indoor and outdoor material as well as a life model. Approaches to subject matter will be kept as simple as possible until you feel ready for more involvement. Creativity will be emphasized, and special technique development will foster expression and creativity. Working with pencil, conté, crayon, ink, washes, charcoal and glue, among other media, you will enjoy individual, personalized instruction. Work in a relaxed, non-threatening environment conducive to overcoming frustrations and fears about the process of drawing.

## Glassblowing

COURSE CODE ARTS101 SECTION 41  
INSTRUCTOR Andrew Kuntz  
DATES June 29 – July 3, 2020  
FEE \$633.57 includes glass

Discover the art of glassblowing using traditional techniques that date back 2000 years. Glass is first melted in a furnace at 2100 degrees Fahrenheit, at which time you learn how to gather the molten material on the end of a steel blowpipe to form it into vases, bowls, paperweights, goblets and sculpture. You will also have an opportunity to participate in discussions on equipment, safety, history and current trends in glass. Colour will be available for purchase in the Bookstore.

*This course will run simultaneously with Glassblowing – Style & Form. Please clearly indicate which course you are registering for.*

## Glassblowing – Style & Form

COURSE CODE ARTS657 SECTION 41  
INSTRUCTOR Andrew Kuntz  
DATES June 29 – July 3, 2020  
FEE \$633.57 includes glass

*This course is not suitable for beginners.*

As an experienced glassblower, you will be challenged with the exploration of advanced techniques such as bit working, stems and feet, handles, spouts, cane work, and goblet making, using more advanced colour applications. Cold working techniques will also be covered. Instruction and practice will be augmented with a visual presentation, printed material, studio safety, and regular discussions of work in progress. With a maximum of 14 students in the studio, you will have ample opportunity for hands-on learning. Colour will be available for purchase in the Bookstore.

*This course will run simultaneously with Glassblowing. Please clearly indicate which course you are registering for.*

## **NEW!** Guitar – Open Up Your Playing

COURSE CODE ARTS2516 SECTION 41  
INSTRUCTOR Nicholas Russell  
DATES June 29 – July 3, 2020  
FEE \$411.75

*This course is not suitable for beginners.*

Broaden the scope of your understanding of music as well as your technical ability on the guitar. Instruction will cover basic chord theory (how chords work in a key), specifically in the context of guitar-based instrumental music or accompanying one's own or another's voice. Your chord vocabulary will be extended by learning how to make your 'cowboy chords' in 1st position (and other positions) sound great by adding the 'colours' of the 7, 9, 11 and 13th scale degrees. Explore picking hand guitar techniques, including Travis picking, tremolo, and walking bass lines. The basics of chord melody arranging, where both chords and melody are played at the same time, will also be included, using a simple example song. Expect to do a lot of playing and be inspired by musical ideas. There will be plenty of time to bring your own songs to life using the new playing techniques.



**The Maker Studio was brilliant and the whole Walkabout was very interesting.**

GILLIAN MACDONNELL







*These three courses will run simultaneously. Please clearly indicate the level you're registering for.*

### **Jewellery – Stone Setting: Beginner**

COURSE CODE ARTS1492 SECTION 41  
INSTRUCTOR Susan Watson Ellis  
DATES June 29 – July 3, 2020  
FEE \$411.75

Instruction will enable you to fabricate sterling silver bezels for round, oval, or free form cabochons. Design a simple ring, pendant, or pin form on which to attach bezels to set stones in finished jewellery pieces of your own design. The material fee will vary with individual projects. The material fee will vary with individual projects.

### **Jewellery – Stone Setting: Intermediate**

COURSE CODE ARTS1493 SECTION 41  
INSTRUCTOR Susan Watson Ellis  
DATES June 29 – July 3, 2020  
FEE \$411.75

*This course is not suitable for beginners.*

Instruction will enable you to fabricate sterling silver bezels for round, oval, or free form faceted stones. Learn to cut a bearing into the bezel using stone setting burrs and a flex shaft machine. You will also design a jewellery form to mount your bezel on. Once the form is completed, the stone will be set using an electric hammer. Polishing will complete your unique jewellery creation. The material fee will vary with individual projects. The material fee will vary with individual projects.

### **Jewellery – Stone Setting: Advanced**

COURSE CODE ARTS1494 SECTION 41  
INSTRUCTOR Susan Watson Ellis  
DATES June 29 – July 3, 2020  
FEE \$411.75

*This course is not suitable for beginners.*

Instruction will enable you to form complex settings for your cabochon and faceted stones such as basket, prong, crown, and tapered, as well as multiple stone designs. You will be encouraged to use critical thinking to problem solve in these advanced setting designs. The material fee will vary with individual projects. The material fee will vary with individual projects.

### **Kids' Cartooning & Characters**

COURSE CODE ARTS2480  
INSTRUCTOR Steven Botelho  
DATES June 29 – July 3, 2020  
FEE \$124.35

AGE GROUPS SECTION 41: 1–4:30pm, 4 (as of Jan. 1) to 8 years old  
SECTION 42: 9am–noon, 8 to 10 years old

Create your own cartoon character and discover the tricks and tools of being a Cartoonist! Your first project will be a pinwheel character mashup – how many bodies and designs can you add to your face? Then you'll make a cover for a new 'mock' fairy tale, putting a spin on your favourite story. What would your new Sesame Street character look like? Design and create a new monster for a poster ad and re-configure Mount Rushmore to show your audience what They're really thinking. Lastly, illustrate a surprise twist to *Harry Potter*.

### **Kids' Paper Mache**

COURSE CODE ARTS2029  
INSTRUCTOR Clelia Scala  
DATES June 29 – July 3, 2020  
FEE \$124.35 (+ \$15 material fee payable to instructor)

AGE GROUPS SECTION 41: 9am–noon, 4 (as of Jan. 1) to 8 years old  
SECTION 42: 1–4:30pm, 8 to 10 years old

Paper maché is a great way to sculpt and build all sorts of fun things! In this course, you'll design, build, paint, and decorate as you create your own unique creature or one from mythology!

### **Landscape Painting – Working the Land**

COURSE CODE ARTS1540 SECTION 41  
INSTRUCTOR Rod Prouse  
DATES June 29 – July 3, 2020  
FEE \$411.75 (+ \$30 material fee payable to instructor)

*This course is not suitable for beginners.*

This course is designed to assist you to move beyond the literal and develop a personal voice in painting the land. Explore ways to interpret landscape, distil the painting possibilities in a scene, and apply relevant principles of design and technique to the work. Analyze observed landscape and reconstruct it in paint with a mind to developing a unique style. Using an analytical as well as a direct painterly response, one can refresh and personalize the landscape painting experience. Please note that this is not necessarily a plein air course or an exercise in studio abstraction, rather a selection of painting strategies with a goal of helping you develop. With this in mind, to be productive and versatile, work will be done in acrylics.

### **Courses for Kids, Youth and Teens**

*All course names for our younger artists start with 'Kids,' 'Youth' or 'Teen,' depending on the age requirement.*

*We've made some changes to the age groups – please register accordingly.*

*See page 95 for more information.*

## Life Drawing & Painting

COURSE CODE ARTS125 SECTION 41  
INSTRUCTOR Helen McCusker  
DATES June 29 – July 3, 2020  
FEE \$411.75

Learn how to have your figurative workflow from your hand. This extensive course, working with the life model, will address your personal artistic development. Instruction in drawing the figure, drawing and painting techniques, and applying colour theory will be a strong foundation for continuing artistic practice in drawing and painting the figure. Explore new materials, strive for mastery of media with which you are familiar, and originate a life drawing project that addresses your own personal technical or conceptual problems. Drawings and paintings by a variety of artists will be available for viewing and reference. Upon completion, you will have the ability to use life drawing as the basis for a process of ongoing investigation that will continue to build skill, perception and ease, as well as provide a foundation for expression in drawing and painting.

## Mindfulness Creativity & Spirituality within Expressive Arts<sup>E</sup>

COURSE CODE ARTS2196 SECTION 41  
INSTRUCTOR Marybeth Leis Druery  
DATES June 29 – July 3, 2020  
FEE \$335.84 (+ \$25 material fee payable to instructor)

*To register for this course, you must meet the admission requirements for the Expressive Arts Graduate Certificate Program. Details are available on page 10.*

*This course is an elective credit toward Fleming College's Expressive Arts Certificate. It is not an elective credit toward Fleming College's Visual and Creative Arts Diploma.*

*It is strongly recommended that students have taken Introduction to Expressive Arts (formerly Introduction to Expressive Arts Therapy and Expressive Arts – Exploring Relationships (formerly Exploration of Therapeutic Relationships).*

Essential to wellbeing, the interconnectivity of mindfulness, spirituality and creativity will be explored through expressive arts experiences in this reflective, contemplative and creative course. Through meditation, guided visualization, art making, movement, sound and writing, you will work both indoors and out in the natural world to connect to self, community, spirit and nature to deepen a personal practice of the contemplative and creative, centred self. Some time will be spent in silent reflection while walking, writing or making art. This course will appeal to those who are searching for a deepened connection to a self-care practice and to those who are working with caregivers or populations who could benefit from the principles and practices.

## Painting – Discover Your Style

COURSE CODE ARTS2216 SECTION 41  
INSTRUCTOR Sandee Ewasiuk  
DATES June 29 – July 3, 2020  
FEE \$411.75

Instruction is designed to assist in the discovery of your unique style of painting. Discuss artists and their styles while practicing techniques using a variety of materials and methods. In this manner, you will be able to explore and identify your current personal painting style and consider how to refine and push it to new levels. Instruction is appropriate for all skill levels and choice of painting media.

## Pottery – Beginners

COURSE CODE ARTS175 SECTION 41  
INSTRUCTOR April Gates  
DATES June 29 – July 4, 2020 (6 days)  
FEE \$494.09 includes 1 bag of clay

Instruction in this course will be delivered at the beginner level of wheel throwing and will include demonstrations on cylinders, bowls, plates, glaze techniques and the firing process. The development of your own personal style and the encouragement of artistic license will prevail. One bisque and one glaze fire will be accomplished during the course. Should you be inspired and enthusiastic upon completion of this course, you would be capable of taking Pottery II.



**The number and variety of courses offered is extensive, which is fantastic! This must be complex but is organized very well.**

PHIL HUGHES





### Singing – Improvisation, Harmony, Vocal Meditation & More

COURSE CODE ARTS2447 SECTION 41  
 INSTRUCTOR Jane Lewis  
 DATES June 29 – July 3, 2020  
 FEE \$411.75

*This course is not suitable for novice singers. See below for more information.*

Free yourself from the page and dive into the realm of vocal improvisation and finding 'music in the air.' Using various exercises in the tradition of Circle Singing (Bobby McFerrin) and the Vocal River (Rhiannon), work with the group to find the joy of singing spontaneously. Explore vocal meditation, songs, deep listening, and skill-building exercises. Learn to create 'motors' (repeated vocal phrases), harmonies, and interlocking parts. You should be able to sing a scale and chord tones without accompaniment and feel fairly comfortable singing in front of others. (Or be willing to dig in and work on those things!) Most importantly, willing to try new things and support others in this group vocal adventure.

### Stone Carving Basics

COURSE CODE ARTS328 SECTION 41  
 INSTRUCTOR Elise Muller  
 DATES June 29 – July 3, 2020  
 FEE \$411.75 (+ \$80 to \$200 materials fee, depending on projects chosen, payable to the instructor)

*Please note: Instruction best suits beginners however those with some experience are also welcome. Your physical ability to manipulate the block of stone may limit the size of your project.*

Stone carving with hammer and chisels has been a traditional activity for centuries and has addressed both function and aesthetic. Instruction will focus on basic, traditional sculptural methods for the beginner stone carver and introduce tools such as the point, toothed and flat chisels, and specialized rasps for final shaping. A variety of techniques for shaping various types of stone will be explored, with individual assistance available in developing subject matter. Practical applications will be the primary emphasis, supported by some theory. While primarily a hand carving course, a brief introduction to the use of power tools will be included. This is an excellent opportunity for those experienced with power tools to refresh or develop new hand carving skills. More specialized techniques, such as lettering and traditional masonry, can be addressed individually. You can expect to complete a small sculpture during the course. Please reference the material list regarding tool and stone costs.



**You have always had a good turnover of courses so for those that return year after year there is always something new. I have been coming for over 10 years and done numerous courses and enjoyed them all.**

LYNDA MARIAHI



## Ukulele for Beginners

COURSE CODE ARTS2190 SECTION 41  
 INSTRUCTOR Brenna MacCrimmon  
 DATES June 29 – July 3, 2020  
 FEE \$411.75 (+ \$45 material fee payable to instructor)

Whether you have never played the ukulele or have some experience playing but want to develop your musicianship, learn the basic note names and how to recognize them on a music staff, practice plucking a simple melody, and develop your listening skills while playing on your own and in a group. You will also learn how to play basic ukulele chords, and explore some simple accompaniment techniques. Read and play a C major scale, play melodies in the key of C, practice a variety of accompaniment techniques and chord formations, and gain a repertoire of songs. Instruction will work in C6 tuning, using the Ukulele in the Classroom series by James Hill and Chalmers Doane, as well as supplemental material provided by the instructor. A ukulele strung with a low G string is recommended. You are required to bring your soprano, concert, or tenor ukulele. Baritone ukuleles cannot be accommodated.

## Ukulele – Intermediate

COURSE CODE ARTS2191 SECTION 41  
 INSTRUCTOR Eve Goldberg  
 DATES June 29 – July 3, 2020  
 FEE \$411.75 (+ \$45 material fee payable to instructor)

*This course is not suitable for beginners. Completion of the introductory course is suggested. Knowledge of basic ukulele chords, familiarity with the C major scale, and some experience reading standard music notation for the ukulele is required.*

Extending beyond beginner level skill, this course focuses on playing in an ensemble. Explore the keys of C and F, develop music reading skills, and learn to play in a group. Instruction will work with arrangements that are geared to a variety of experiences and interests. Expand your vocabulary of chords and strumming patterns, improve melody and harmony playing, and play effectively in a musical ensemble. Instruction will work in C6 tuning, using the Ukulele in the Classroom series by James Hill and Chalmers Doane, as well as supplemental material provided by the instructor. A ukulele strung with a low G string is recommended. You are required to bring your soprano, concert, or tenor ukulele. Baritone ukuleles cannot be accommodated.

## Watercolour Basics & Beyond

COURSE CODE ARTS1184 SECTION 41  
 INSTRUCTOR Marta Scythes  
 DATES June 29 – July 3, 2020  
 FEE \$411.75 (+ \$2 material fee payable to instructor)

Discover the beauty of the wonderful medium of watercolour. In an easy, relaxed class atmosphere, you will learn the basics and more advanced methods of watercolour painting through demonstration and practice. Painting techniques and processes, colour theory and mixing, and elements of design will be introduced and incorporated into step-by-step exercises. Attention to lighting, value and contrast will be emphasized. Basic drawing tips and the role of the pencil for producing successful paintings will be discussed. Atmospheric perspective will be studied and applied to a variety of subjects. With newfound skills you will be encouraged to explore your own style, facilitating individual direction and interpretation of chosen subjects. Instruction is suitable for all skill levels.

## Youth/Teen Photoshop

COURSE CODE ARTS2465 SECTION 41  
 INSTRUCTOR Michael Bainbridge  
 DATES June 29 – July 3, 2020  
 FEE \$301.20 (+ \$5 in printing fees)

*This course is open to youth and teens 10 to 18 years of age.*

Social media filters and automatic effects are great for a quick post when you're out and about, but getting to know how it's done in Photoshop® can unlock a whole new level of creative freedom. Learn the basics of Photoshop workflow, importing and combining media from various sources, adding text and graphic elements, photographic enhancements, and artistic effects.

## Courses for Kids, Youth and Teens

*All course names for our younger artists start with 'Kids,' 'Youth' or 'Teen,' depending on the age requirement.*

*We've made some changes to the age groups – please register accordingly.*

*See page 95 for more information.*





## SATURDAY, JULY 4, 2020

### **NEW!** Digital Art – Phones & Tablets Workshop

COURSE CODE ARTS2549 SECTION 41  
INSTRUCTOR Tammy Rea  
DATES July 4, 2020  
FEE \$128.07

Phones and tablets have become new paintbrushes and crayons and cameras in the artistic toolbox. Bring your phone and/or tablet and explore exciting creative possibilities in painting, drawing, photography, photo effects, video recording and editing, and special effects. Most of the apps worked with are free and can be downloaded during the workshop. No prior experience is needed to discover and create with these digital opportunities. Prepare to be amazed!

### Drawing Basics Workshop

COURSE CODE ARTS2280 SECTION 41  
INSTRUCTOR Helen McCusker  
DATES July 4, 2020  
FEE \$128.07 (+ \$10 material fee payable to instructor)

Suitable whether you are an absolute beginner or would like a refresher, instruction will provide the visual tools needed to get started on the road to good drawing practices. Through tried-and-true exercises for drawing proficiency, learn to master drawing techniques, explore a variety of media, and find new ways of seeing and thinking about drawing in an inclusive and intensive environment. Work with expressive line, blind drawing, tonal values and learn to use visual tools such as sighting for proportion and angle. Instruction will include demonstrations and examples of all techniques and exercises, as well as positive feedback in a supportive environment.

### Glassblowing – Introductory Workshop

COURSE CODE ARTS466 SECTION 41  
INSTRUCTOR John Raynard  
DATES July 4, 2020  
FEE \$239.37 includes materials

Discover the excitement of hot glasswork and create fascinating paperweights using traditional tools and techniques dating back 2000 years. These methods are still used today by the world's leading vessel makers and glass sculptors. Glass is first melted in a furnace to 2100 degrees Fahrenheit upon which time you will then learn how to gather the molten material on the end of a steel blowpipe to form it into a one-of-a-kind paperweight. Safe practices will be continually emphasized throughout the workshop. This is an excellent introduction to the intrigue of hot glass work.



**Wonderful atmosphere to work in especially for a total beginner like myself.**


RUTH SILVER

## Herbal Soaps, Salts & Soothing Salves Workshop

COURSE CODE ARTS2277 SECTION 41  
INSTRUCTOR Linda Lee Purvis  
DATES July 4, 2020  
FEE \$128.07 (+ \$65 material fee payable to instructor)

With increasing concern for chemical build-up within our bodies, natural ingredients offer appealing options. Proven techniques and helpful tips will provide the confidence required to make a variety of body care products. These will feature the beneficial properties of nature, including herbs, essential oils, fruit and vegetable oils, beeswax, and common pantry goods that can safely and effectively produce satisfying alternatives to their commercial chemical counterparts. Learn cold-process soap making from scratch and experiment with a simple meltable soap base to customize your soap samples to suit your preferences. For logistical reasons, the cold-process soap making segment will be addressed in demonstration format; however, the recipe and written instructions to easily reproduce this exact product, with suggestions for customization, will be provided. A discussion on essential oils, safety, and key characteristics of these oils will preface their use. Recipes for making petroleum-free lip balms and healing herbal salves for soothing skin complaints will provide insight into how various oils can nourish and soothe skin, ease tense muscles, and aid symptoms of colds and flu. Gain an understanding of the benefits of different salts and how they can be used for bath and body applications. Hands-on projects include customized soap bars, lip balms, herbal infused salves, bath salts, bath bombs, foot nuggets, and exfoliating body scrub.





**Like summer camp for grown ups!  
New friends, learning new skills,  
all around fun.**

KAREN STEWART

**NEW! Jewellery – Silver Identification Bracelet Workshop**

COURSE CODE ARTS2525 SECTION 41  
INSTRUCTOR Susan Watson Ellis  
DATES July 4, 2020  
FEE \$128.07 (+ \$10 material fee payable to instructor)

File, emery, decoratively stamp, and form sterling silver sheet and learn to form and connect sterling chain links as you create an identification bracelet that reflects your unique design style.

**Nuno Felting Workshop**

COURSE CODE ARTS1742 SECTION 41  
INSTRUCTOR Susan MacDonald  
DATES July 4, 2020  
FEE \$128.07 (+ approx. \$35 material fee payable to instructor, depending on project size)

Create a unique one-of-a-kind, show-stopping work of art with a little fibre, a little silk, some soap and water, and a few simple processes. Learn about an ancient craft that's fashionably at home in this modern world. Your project can be adapted to make a scarf, neck warmer, tube/ring scarf, table runner, bed end or virtually whatever you can imagine.

**NEW! Quilting – Bargello Wave Workshop**

COURSE CODE ARTS2528 SECTION 41  
INSTRUCTOR Anne McAllister  
DATES July 4, 2020  
FEE \$128.07

Learn how even the most complicated looking quilt can be made fairly quickly and easily with straight line stitching. The curves of bargello quilts are actually optical illusions. Work logically to strip-piece efficiently and accurately, and group fabrics by colour to produce an exciting design, the wave quilt can be made in a variety of colours. Consider springtime's new growth in light and dark greens, with snowdrops and trilliums appearing; a summer garden full of rich glorious colours; fall in its splendid glory; winter whites with hazy sunshine, shadows, dried pods and grasses; or ocean waves in sparkling blues and turquoises. Instruction is suitable for beginner quilters and will also be of interest to those with experience.

**Singing Harmony by Ear Workshop**

COURSE CODE ARTS2349 SECTION 41  
INSTRUCTOR Jane Lewis  
DATES July 4, 2020  
FEE \$128.07

Sing harmony on the fly! Learn to listen for harmonies and find parts on your own within a group. Working through exercises and songs will provide a road map to help you find your harmonic way. Instruction is designed for beginners – being able to sing the scale (do-re-mi-fa-sol-la-ti-do) is the only requirement. As you'll be working by ear, you do not need to know how to read music.





**JULY 6 TO 10, 2020**

### Abstracting the Landscape in Acrylics

COURSE CODE ARTS1668 SECTION 41  
 INSTRUCTOR Debra Krakow  
 DATES July 6 – 10, 2020  
 FEE \$411.75 (+ \$50 material fee payable to instructor)

Learn to simplify a scene to create an abstract landscape on canvas. The emphasis will be on a free and expressive approach, taking inspiration from the abstract landscapes of contemporary artists. You may work from photos, sketches, or your imagination. Learn to work in layers, using colour and a variety of acrylic mediums to create vibrant, textured underpaintings. These will be overlaid with layers of opaque colour and transparent glazes to bring your abstract landscapes to life. Instruction, suitable for beginners or experienced painters, will include daily demonstrations and lots of individual attention.

### Acrylics & Mixed Media – Introductory

COURSE CODE ARTS1175 SECTION 42  
 INSTRUCTOR Annette Blady Van Mil  
 DATES July 6 – 10, 2020  
 FEE \$411.75

Learn techniques using acrylic paints and products that will begin an exciting journey of discovery. You will be encouraged to work in a variety of formats, using traditional painting materials and fluid acrylics, as well as heavy body paints with collage. While technique will remain an important aspect, emphasis will be placed on experimentation, building a personal style and colour sense, choosing subject matter, and open discussions about the work produced.

*This course will run simultaneously with Acrylics & Mixed Media – Intermediate. Please clearly indicate which course you are registering for.*

### Acrylics & Mixed Media – Intermediate

COURSE CODE ARTS712 SECTION 42  
 INSTRUCTOR Annette Blady Van Mil  
 DATES July 6 – 10, 2020  
 FEE \$411.75

*This course is not suitable for beginners. Instruction is designed for those who have some previous experience with acrylic painting.*

In this course you will be encouraged to work in larger formats, using traditional painting materials and fluid acrylics, as well as heavy body paints with collage. While technique will remain an important aspect, emphasis will be placed on experimentation, building a personal style and colour sense, choosing subject matter, and open in-class discussions about the work produced.

*This course will run simultaneously with Acrylics & Mixed Media – Introductory. Please clearly indicate which course you are registering for.*

### Calligraphy for Beginners

COURSE CODE ARTS42 SECTION 41  
 INSTRUCTOR Judith Bainbridge  
 DATES July 6 – 10, 2020  
 FEE \$411.75 (+ \$35 material fee payable to instructor)

Deeply rooted in history as utilitarian, calligraphy is a very artful practice in this age of digital communication. Explore Roman style of writing, governing each letter with a particular pen, pressure, and rhythm. Invitations, gifts, cards, and writings will become much more personal and meaningful with the application of newfound skills.

### Collage & Acrylic Explorations

COURSE CODE ARTS1004 SECTION 41  
 INSTRUCTOR Rose Pearson  
 DATES July 6 – 10, 2020  
 FEE \$411.75 (+ \$30 material fee payable to instructor)

*Instruction is best suited to students with some painting experience, but beginners can be accommodated.*

In this exciting process-oriented course you will learn to combine collage materials and acrylic paint as a means of personal visual expression and distinct vocabulary. With a creative spirit, you will be encouraged to explore and experiment with new techniques using oriental and tissue papers, magazines, photographs, found objects, fabric, fibres, acrylic paint and anything else that you would like to adhere to your support surface. Make your own stamp and stencil and learn how to make polymer transfers. Composition and design principles will be addressed. Personal creative expression and uniqueness will be encouraged as you benefit from individual attention as group dialogue.



**This was a fabulous experience! I look forward to many more courses in future summers.**

**KAREEN HAGUE**



Photo: Bruce Walton

## Creative Choral Music

COURSE CODE ARTS58 SECTION 41  
 INSTRUCTOR Sherry Squires  
 DATES July 6 – 10, 2020  
 FEE \$411.75 (+ \$25 material fee payable to instructor)

Experience the benefits and pure joy of the raised collective voice in a supportive environment. Free your creativity and develop and strengthen your voice while learning about singing in a choir. Discover a wide range of musical genres and explore a variety of topics including healthy singing, vocal warm-ups, ear training, reading music, vocal blending, listening critically and navigating a choral score. Gain a wealth of repertoire and a renewed sense of energy, creativity and joy. There will be several opportunities to perform throughout the week. Previous choral experience not required. The only prerequisite for this course is a love of singing.

## Creative Choral Music II

COURSE CODE ARTS440 SECTION 41  
 INSTRUCTOR Andy Rush  
 DATES July 6 – 10, 2020  
 FEE \$411.75 (+ \$25 material fee payable to instructor)

*This course is not suitable for beginners.*

For the experienced choral musician, this course will focus on singing in harmony, modifying and perfecting arrangements, creating an ensemble, and community performance. There will be some time spent listening to choral music examples representing the 'state of the art', sharing stories from our own varied choirs, learning to use technology for writing music, recording and sharing music, creating musical accompaniment, and modifying arrangements to suit the ensemble's skills. Class time will not involve singing flat out for seven hours a day but will focus on a more limited repertoire and bringing it up to performance standard. You will have the opportunity to perform at various venues around the school.

## Creative Writing – Ignite Your Potential

COURSE CODE ARTS706 SECTION 41  
 INSTRUCTOR Nora Zylstra Savage  
 DATES July 6 – 10, 2020  
 FEE \$411.75

Get inspired – get REALLY inspired. Whether you're a novice or professional, fiction or non-fiction writer, these writing exercises and styles will motivate and enthuse. This hands-on, high energy course provides an encouraging and safe space for discovering different genres, writing styles, and techniques including dialogue, story components, personal narratives, non-fiction, poetry, essays, perspectives and journal entries. Have fun responding to numerous multimedia prompts and stimuli. Experiment with writing tools such as clustering, mind mapping, rapid writing, storyboarding, stair structures and more. Let these triggers be a starting point for expanding your writing horizons and creativity. There will be time to share and receive positive feedback on your work.

## Drawn to Watercolour Painting

COURSE CODE ARTS2389 SECTION 41  
 INSTRUCTOR Gord Jones  
 DATES July 6 – 10, 2020  
 FEE \$411.75

Beginner to intermediate watercolourists will explore the transition from a photo to a finished interpretive watercolour. Use simple and effective preliminary value sketches, compositional techniques, and drawing basics to condense the photographic subject matter. There will be interactive lectures, demonstrations, lots of painting time with individual instruction, and very supportive critique.



## **NEW!** Felted Animals

COURSE CODE ARTS2505 SECTION 41  
INSTRUCTOR Steven Botelho  
DATES July 6 – 10, 2020  
FEE \$411.75 (+ \$30 material fee payable to instructor)

Projects: Grizzly Bear and Barn Owl.

Using specialized needles, wool and a variety of felting techniques, learn to create life-like, intricate animal sculptures. Instruction is suitable for beginner and experienced felters.



### **Felting – Traditional & Contemporary Wet Techniques**

COURSE CODE ARTS2209 SECTION 41  
INSTRUCTOR Susan MacDonald  
DATES July 6 – 10, 2020  
FEE \$411.75 (+ \$15 base material fee payable to instructor. Additional material costs will depend upon projects chosen.)

From artful, felted fashion accessories to home décor accents, felting provides a range of creative options. Learn Nuno and traditional wet felting techniques, ancient crafts that are fashionably contemporary and versatile. The addition of texture and colour will be explored as your creativity is encouraged. Project ideas include scarf, tube/ring scarf, shawl, table runner, bed end, and more. Fabrics created could also be used for garments such as vests, dresses, and jackets.

## **Glassblowing**

COURSE CODE ARTS101 SECTION 42  
INSTRUCTOR Catherine Benoit  
DATES July 6 – 10, 2020  
FEE \$633.57 includes glass

Discover the art of glassblowing using traditional techniques that date back 2000 years. Glass is first melted in a furnace at 2100 degrees Fahrenheit, at which time you learn how to gather the molten material on the end of a steel blowpipe to form it into vases, bowls, paperweights, goblets and sculpture. You will also have an opportunity to participate in discussions on equipment, safety, history and current trends in glass. Colour will be available for purchase in the Bookstore.

*This course will run simultaneously with Glassblowing II. Please clearly indicate which course you are registering for.*

### **Glassblowing II**

COURSE CODE ARTS103 SECTION 41  
INSTRUCTOR Catherine Benoit  
DATES July 6 – 10, 2020  
FEE \$633.57 includes glass

*This course is not suitable for beginners. Instruction will focus on advanced hot forming and decorating techniques.*

Learn techniques for vessel making, including vases, bowls, goblets and stemware, as well as solid sculpture and hot bit work. There will be demonstrations of advanced colouring techniques and studio production methods. With an emphasis on design, you will set up personal project goals. You will have an opportunity to participate in discussions about modern studio design and equipment construction, as well as glass as a contemporary art form. Colour will be available for purchase in the Bookstore.

*This course will run simultaneously with Glassblowing. Please clearly indicate which course you are registering for.*

### **Harp Level II**

COURSE CODE ARTS1845 SECTION 41  
INSTRUCTOR Maureen McKay  
DATES July 6 – 10, 2020  
FEE \$411.75 (+ \$5 material fee payable to instructor)

*This course is suitable for those with previous experience playing the Harp.*

Enhance current skills and further your understanding of and proficiency in harp technique. Instruction will support individual learning goals. Learn several Celtic tunes in a relaxed and inspiring environment. In addition to individual and group instruction, the course will increase your appreciation for the rich history of harp playing and will provide practical tips on maintenance of the harp. Instruction will include ensemble playing, arranging music for the harp, the fun of improvisation and composition at the harp, and guidance with accompanying other instruments. The opportunity to share learning with fellow harpists will be one of the great pleasures of this course. Your Harp will be properly and securely stored.



**The range of classes that go on each week make it possible for friends or couples who have different interests to attend at the same time. So much fun to share your different experiences at the end of the day.**

LORI ANNE CRITTENDEN

## Japanese Brush Painting I

COURSE CODE ARTS114 SECTION 41  
INSTRUCTOR Cassandra Wyszowski  
DATES July 6 – 10, 2020  
FEE \$411.75 (+ \$45 material fee payable to instructor)

Suitable for the beginner or seasoned painter, this course will introduce you to the joyful discipline of Japanese painting (known as Sumi-e), a beautiful water-based medium. Emphasis will be on various brush techniques, light and shade to achieve depth, brush control that develops spontaneous expression, and effective simplicity in composition skills. You will paint a variety of subjects and receive a reference copy of each lesson, ten in all. This is a very intensive course providing a firm foundation for any future painting medium or artistic pursuit. Discover and learn the four paragons – Bamboo, Japanese Orchid, Chrysanthemum and Plum Tree. Oriental philosophy as related to painting will add an interesting flavour. Many other subjects are pursued to keep creativity flowing. Japanese poetry 'Haiku' which is the 'kissing cousin' of Sumi-e, along with beautiful, flowing music, will underpin the learning process by adding a delightful, peaceful atmosphere. Instruction is also suitable for potters and fabric painters who wish to beautify their work with expressive brush strokes.

## Jewellery

COURSE CODE ARTS117 SECTION 41  
INSTRUCTOR Michael Letki  
DATES July 6 – 10, 2020  
FEE \$411.75 (+ \$40 material fee payable to instructor)

Fabulous jewellery can be made using simple techniques. As a beginner, you will be introduced to these methods and encouraged to use them creatively while working in sterling silver and other materials. If you are working at a more experienced level, you will have an opportunity to explore new ideas – particularly on surface treatments, as well as practice your skills and work on your own projects with the guidance of the instructor. The work of current jewellery artists will be referenced and an information session dealing with supplies, sources and pricing will be held. You are welcome to bring your own materials and tools, but supplies will also be available from the instructor.

## Kids' Metal Jewellery Arts

COURSE CODE ARTS397  
INSTRUCTOR Susan Watson Ellis  
DATES July 6 – 10, 2020  
FEE \$124.35 (+ \$30 material fee payable to instructor)  
AGE GROUPS SECTION 41: 9am–noon, 4 (as of Jan. 1) to 8 years old  
SECTION 42: 1–4:30pm, 8 to 10 years old

Unique jewellery creations made by YOU! Learn to form and decorate copper, aluminum, nickel silver and bronze. Then add a little fun and a few personal touches with beads and marbles. You'll make custom tags for your pets, pendants for yourself, I.D. bracelets and key rings. Decorate your projects using hand-stamping and hammering techniques and also learn to shape wire into chains, rings and pins.

## Courses for Kids, Youth and Teens

*All course names for our younger artists start with 'Kids,' 'Youth' or 'Teen,' depending on the age requirement.*

*We've made some changes to the age groups – please register accordingly.*

*See page 95 for more information.*

## NEW! Kids' Printmaking

COURSE CODE ARTS570  
INSTRUCTOR Toni Caldarone  
DATES July 6 – 10, 2020  
FEE \$124.35 (+ \$20 material fee payable to instructor)  
AGE GROUPS SECTION 41: 1–4:30pm, 4 (as of Jan. 1) to 8 years old  
SECTION 42: 9am–noon, 8 to 10 years old

Carve soft lino block, design printing stamps, etch creations on styro blocs, create stencils, make a collagraph template, and much more as you explore a multitude of printmaking possibilities. Design on fabric and paper to make a unique professional portfolio cover to hold your fantastic print works. And the best part is that you will be able to continue using your printmaking stamps, stencils and styro blocs at home to make cards, letterhead, booklets, and so much more. Perfect for gift-giving, special notes to friends and family, or fundraising!

## Mark Making – On Your Mark

COURSE CODE ARTS1809 SECTION 41  
INSTRUCTOR Rod Prouse  
DATES July 6 – 10, 2020  
FEE \$411.75 (+ \$30 material fee payable to instructor)

The making of marks is the operating language of visual art. As with any language, the more extensive your vocabulary, your understanding of construction, and grammar, the better you can express yourself. Understanding mark-making is at the heart of developing a visual voice, signature brush work and creating strategies to address any painterly situation. This hands on course is an in depth investigation of the tools, techniques and visual outcomes of the myriad ways to make marks. The use of paint as well as drawing mediums will cross the boundaries between drawing, painting and printmaking. Similarly, an examination of traditional mark-making technique will develop into innovative mark-making solutions to expand your visual expression.



## Millinery – The Art of Hat Making

COURSE CODE ARTS516 SECTION 41  
INSTRUCTOR Karyn Gingras  
DATES July 6 – 10, 2020  
FEE \$411.75 (+ \$50 to \$85 per hat material fee payable to instructor)

*Basic cutting and sewing skills are required to participate in this course.*

This course is an introduction to the basic millinery technique of hand blocking. You will enjoy the rare opportunity to make use of vintage wooden hat blocks, or moulds. These vintage wood moulds provide a fascinating visual history of different hat styles of the 20th century. Learn hand blocking techniques for both felt and straw materials, as well as assembly and embellishment practices to create a unique, one-of-a-kind hat. Retro or contemporary, classic, or funky, it's up to you. Please bring a reliable sewing machine that is in good working order.

## Oil Painting – Introduction to Plein Air

COURSE CODE ARTS596 SECTION 41  
INSTRUCTOR John Anderson  
DATES July 6 – 10, 2020  
FEE \$411.75 (+ \$10 material fee payable to instructor)

This course is designed to engage you in the fundamental aspects of painting with oils on location and will encourage the exploration of the idea of landscape painting as an artistic and creative endeavour. The language of paint will be developed through mark making, colour, form, texture and composition. All concepts and techniques discussed will be demonstrated and supported through step-by-step instructor guidance. Through the understanding of these principles and with individual instruction, you will develop confidence in your painting ability. This course is suitable whether you have limited painting and drawing experience or if you are a more experienced painter planning to expand your capabilities and further develop your skills. You are invited to work with oil paint in an environment that encourages individual freedom and expression. Weather permitting, the majority of class time will be held outdoors.





## Paint Like the Group of Seven

COURSE CODE ARTS2188 SECTION 42  
INSTRUCTOR Al Van Mil  
DATES July 6 – 10, 2020  
FEE \$411.75

Learn to paint like Tom Thomson and the Group of Seven. Discover and practice the unique techniques this group of artists employed as you gain a more expressive grasp of landscape painting. Instruction is suitable for beginners, those new to acrylics or oils, or the experienced artist wishing to advance skills. You will be interpreting your reference materials and, depending on the weather, working outside.

## **NEW!** Photography – Creating the Visual Narrative

COURSE CODE ARTS2541 SECTION 41  
INSTRUCTOR Rob Stimpson  
DATES July 6 – 10, 2020  
FEE \$411.75 (+ \$5 material fee payable to instructor)

Travels take us to many places where the camera becomes the voice of the experience. Create impactful visual narratives that tell the story through images. Learn to anchor your compositions with foreground elements and how to properly pose people to add more interest to photographs. Instruction will also address the use of lenses, taking advantage of low light without a tripod, and getting the most from the camera, whether it is a DSLR or a point and shoot. Instruction suits those who simply want to document travels with interesting photos that tell a story. There is no post-photography manipulation.

## Pottery II

COURSE CODE ARTS179 SECTION 41  
INSTRUCTOR Lisa Barry  
DATES July 6 – 11, 2020 (6 days)  
FEE \$494.09 includes 1 bag of clay

*This course is not suitable for beginners. Pottery – Beginners or equivalent wheel work experience is required to participate. Instruction in this course is delivered at an intermediate level of skill.*

Through the use of demonstrations, critiques and much time spent on the wheel, you will develop a better understanding of the form and function of clay. There will be demonstrations of throwing techniques including cylinders, bowls, plates, lidded pieces and vases. You will also experience glaze mixing, loading and firing kilns. There will be one bisque fire and one glaze fire accomplished during the course.

## Travelling with a Sketchbook

COURSE CODE ARTS2164 SECTION 41  
INSTRUCTOR Nancy Newman  
DATES July 6 – 10, 2020  
FEE \$411.75 (+ \$10 material fee payable to instructor)

*Some watercolour experience is preferable.*

Whether you travel near home or farther afield, travelling with a sketchbook makes the experience more memorable and enjoyable. Discover easy, enjoyable and successful approaches to painting and sketching on location. Use a variety of tools, water media and techniques to capture the essence of the landscape. Many practical ideas for travelling with a sketchbook will be shared. New techniques will be introduced in the classroom, followed by some time en plein air applying new skills and approaches. Gain the courage required to paint on location the next time you travel, even if the trip is just to your dock at the cottage.



## Ukulele Orchestra for Beginners & Baritone

COURSE CODE ARTS2445 SECTION 41  
INSTRUCTOR Brenna MacCrimmon  
DATES July 6 – 10, 2020  
FEE \$411.75 (+ \$20 material fee payable to instructor)

*This course is not suitable for absolute beginner players.*

*Minimum requirements: You'll need to know how to tune your instrument and play a dozen basic ukulele chords. Being able to read music is an asset but not essential.*

This is a unique opportunity to develop your ukulele skills in an ensemble setting. Together with the companion "Intermediate/Advanced" course, explore a wide variety of music with arrangements that feature easier and harder parts to accommodate a wide range of playing experience. Whether you have had some previous experience playing in a ukulele ensemble, or you are entirely new to the concept, there will be a part for you. Spend part of each day in your class learning your parts and refining details, and part of each day working with the companion class as a full ensemble. You will be using written scores as well as learning some songs by ear. You will be playing simple melodic lines, harmony parts and strumming or plucking some parts. Singing is encouraged but not required. You are required to bring a ukulele in good working order. Arrangements are for ukuleles in C tuning and baritone ukuleles in G tuning.

## Ukulele Orchestra – Intermediate/Advanced

COURSE CODE ARTS2443 SECTION 41  
INSTRUCTOR Eve Goldberg  
DATES July 6 – 10, 2020  
FEE \$411.75 (+ \$20 material fee payable to instructor)

*This course is not suitable for beginners. Minimum requirements: intermediate and advanced players should have completed Ukulele Intermediate (previously called Ukulele Ensemble I) or a similar class and be able to read and play from written scores in the keys of C and F. You will be playing melodic lines and harmony parts at an intermediate to advanced level with some strumming, fingerpicking and singing.*

This is a unique opportunity to develop your ukulele skills in an ensemble setting. Together with the companion "Beginner and Baritone" course, explore a wide variety of music with arrangements that feature easier and harder parts to accommodate a wide range of playing experience. Spend part of each day in your class learning parts and refining details, and part of each day working with the companion class as a full ensemble. You will be using written scores as well as learning some songs by ear. The goal is to prepare and perform an end-of-week concert for the enjoyment of the summer school community. You are required to bring a tenor, concert or soprano ukulele in good working order. Baritones may enrol in the companion "Beginner and Baritone" course. Arrangements are for ukuleles in C tuning. A ukulele strung with a low "G" string is required. Low "G" strings will be available for purchase for those who need them.



## Weaving – Basic Level I

COURSE CODE ARTS261 SECTION 41  
INSTRUCTOR Laurie Allan-Ungeitis  
DATES July 6 – 10, 2020  
FEE \$411.75 (+ \$45 material fee payable to instructor)

This course introduces you to the four harness floor loom, developing basic set-up and weaving skills. Instruction is suitable for the beginner weaver or novice weavers who want to focus on good basic weaving skills. You will be guided step by step through warping, setting up a loom, and weaving, with the opportunity to play with colour and design along the way. Instruction will address individual skill levels, giving suggestions for fine-tuning technique and efficiency as your skills develop.

The goal is to set up and weave two different projects during the course. Materials will be provided by the instructor for purchase, although you may bring 4/8 and mop cotton as well as a variety of fabrics, socks, t-shirts, and other recyclables if you wish. Good record keeping for weaving projects and pattern reading will also be covered. A 4-harness loom will be available for your use.



## Woodworking – Introduction

COURSE CODE ARTS272 SECTION 41  
INSTRUCTOR Sarah Rose Woods  
DATES July 6 – 10, 2020  
FEE \$411.75 (+ \$125 material fee payable to instructor)

Project: Dovetailed shadow box and small stool

Learn the fundamentals of marking and measuring accurately, and how to create beautiful joinery by hand and machine. You will be introduced to the material characteristics of wood, as well as best practices when working with it. Skills learned are transferable to a variety of furniture styles and hands-on projects.



## **NEW!** Youth/Teen Soapstone Carving

COURSE CODE ARTS2532 SECTION 41  
INSTRUCTOR Elise Muller  
DATES July 6 – 10, 2020  
FEE \$301.20 (+ \$45 material fee payable to instructor)

*This course is open to youth and teens 10 to 18 years of age.*

Learn about the ancient art of stone carving as you create stone amulets, necklaces and touchstones of symbols or animals important to you. From there, practice skills on a small sculpture before advancing to designing and carving a larger piece of your choice.

## Courses for Kids, Youth and Teens

*All course names for our younger artists start with 'Kids,' 'Youth' or 'Teen,' depending on the age requirement.*

*We've made some changes to the age groups  
– please register accordingly.*

*See page 95 for more information.*

## SATURDAY, JULY 11, 2020

### Colour Mixing Workshop

COURSE CODE ARTS2346 SECTION 41  
INSTRUCTOR John Anderson  
DATES July 11, 2020  
FEE \$128.07 (+ \$5 material fee payable to instructor)

This workshop is designed to take the mystery out of mixing colours, starting with warm and cool primaries. Building a repertoire of reliable choices from your palette, troubleshooting to avoid colour choices that leave your glazes lifeless, and infusing shadows, greys and darks with colour are just some of the areas that will be covered with step-by-step demonstrations. Fast-paced instruction will assist whether you are a relative newcomer to oils or acrylics or a seasoned painter wanting to refresh your palette. Handouts will be available for future reference. Instruction is suitable for oil and acrylic painters, with primary demonstrations in watercolour and supplementary examples rendered in acrylic as needed.

### Dynamic Gesture Drawings – The Anatomy of Movement Workshop

COURSE CODE ARTS2391 SECTION 41  
INSTRUCTOR Stephen Tulk  
DATES July 11, 2020  
FEE \$128.07

"The eye sees what the mind comprehends." The gesture is the starting point of a figure drawing. How you interpret the gesture sets up what you can do with the rest of your drawing. Understanding basic human anatomy can help overcome preconceptions in the complex task of understanding what you see. Referencing a life model, this workshop will examine essential anatomy and important surface landmarks on the figure, developing greater awareness of what makes a gesture more dramatic.

### **NEW!** Japanese Washi Lamp Workshop

COURSE CODE ARTS2526 SECTION 41  
INSTRUCTOR Victoria Wallace  
DATES July 11, 2020  
FEE \$128.07 (+ \$35 material fee payable to instructor)

Design and create a Washi lamp based on the art form developed by Isamu Noguchi. Solder the wire frame, create a pattern for the shade and assemble the finished lamp with the inclusion of a simple low wattage electric light bulb socket. Washi is the Japanese word for the traditional papers made from the long inner fibres of the bark of three plants, all native to Japan – Kozo, Misumata and Gampi. Kozo (mulberry paper) is said to be the 'masculine element', the protector, thick and strong. Misumata is the 'feminine element', graceful, delicate, soft and modest. Gampi was the earliest and is considered to be the noblest fibre, noted for its richness, dignity and longevity. It has an exquisite natural sheen and a natural 'sized' finish that does not bleed when written or painted on. Other fibres are sometimes used for paper or mixed in for decorative effect.

### Local Gemstones Workshop

COURSE CODE ARTS2289 SECTION 41  
INSTRUCTOR Michael Bainbridge  
DATES July 11, 2020  
FEE \$128.07

Colourful gemstones don't only come from far-away places. Many types of beautiful stones for use in jewellery, carving, and other decorative items can be found close to home. Discover the special geological environment that underlies the Haliburton Highlands and surrounding area, and many of the desirable gemstones that can be found here. You will be shown some of

the common tools and techniques used for working local stone, given instruction on where to look, and provided with resources to find out more about collecting, purchasing, and using local stone for your artistic purposes. Instruction will consist of a half-day in the classroom, followed by a half-day 'in the field' at a gemstone collecting site (weather permitting). Please note: The trail to the collecting location is approximately 600m long and includes short sections of moderate difficulty (steep hills). Please assess your level of physical ability accordingly and come prepared.

### Macrame Workshop

COURSE CODE ARTS2461 SECTION 41  
INSTRUCTOR Hannah Strand  
DATES July 11, 2020  
FEE \$128.07 (+ \$35 material fee payable to instructor)

Classic and trending, macramé is the chic decor and fashion technique that can be both aesthetic and functional! Learn a variety of traditional knots and work at your own pace on a wall hanging using natural cotton rope. Bring a wooden stick for the base of your wall hanging, or find one in the bountiful Haliburton forest at the beginning of class. There will also be an opportunity to create wearable art in the form of pendants or earrings.

### Silversmithing Workshop


COURSE CODE ARTS2343 SECTION 41  
INSTRUCTOR Todd Jeffrey Ellis  
DATES July 11, 2020  
FEE \$128.07 (+ \$40 material fee payable to instructor)

Learn the basic skills of the traditional silversmith through the use of various hammering techniques. Create a small shallow bowl or simple candlestick from a sheet copper. All material and tools required will be supplied by the instructor.

### **NEW!** Stash Rug Workshop

COURSE CODE ARTS2521 SECTION 41  
INSTRUCTOR Jan Anderson  
DATES July 11, 2020  
FEE \$128.07 (+ \$10 material fee payable to instructor)

Create a colourful and durable 32" x 42" rug that's easy to make with 2-1/2 inch strips. Bring your forgotten jelly rolls or cut up material you no longer love or know what to do with. You are required to bring a familiar and reliable sewing machine, with a walking foot, in good working order. Instruction is suitable for all skill levels.



## JULY 13 TO 17, 2020

### **NEW!** Acrylics – Adventures in Colour

COURSE CODE ARTS2506 SECTION 41  
INSTRUCTOR Melanie Matthews  
DATES July 13 – 17, 2020  
FEE \$411.75 (+ \$30 material fee payable to instructor)

Unlock the secrets of good painting and controlled colour application as you explore the diverse and dynamic world of acrylic paint and media. Produce several finished paintings from grounds to finishes and create exciting guided studies as you broaden your scope and range of expression. Instruction will cover many painting techniques and applications, moving from slow blending techniques and thick impasto applications to fast, energetic abstract work and exercises in composition. Enjoy a supportive and dynamic environment that stimulates discussion and interaction. All techniques will be carefully demonstrated and well explained in an easy to follow step-by-step format.

### **Acrylics – Explore, Express, Experiment**

COURSE CODE ARTS1894 SECTION 41  
INSTRUCTOR Kim-Lee Kho  
DATES July 13 – 17, 2020  
FEE \$411.75 (+ \$105 material fee payable to instructor)

The most versatile of all paint media, acrylics can do almost anything you want. Through the magic of acrylic mediums, you can change the appearance, behaviour and characteristics of acrylics in surprising ways, from pourable glazes to texturized and transparent impasto, layered encaustic-like effects to sculpted surfaces. In this intensive, materials and process-based course, a variety of acrylic mediums, physical processes and techniques will be explored. These may include drip, scrape, scratch, scumble, tickle, pour, squeeze, sculpt, roll, collage, layer, making skins and embedding objects. You will also investigate tools – how to select, use and customize them, with particular emphasis on unconventional choices. All levels and abilities are welcome (including advanced), the only prerequisite is an open mind and an adventurous spirit.

### **Artist Retreat: Yoga, Meditation & Drawing**

COURSE CODE ARTS2001 SECTION 41  
INSTRUCTOR Helen McCusker & Sheila Miller  
DATES July 13 – 17, 2020  
FEE \$411.75 (+ \$20 material fee payable to instructor)

Delve into daily Kripalu Yoga sessions, guided mindfulness meditation, and exploration of your drawing style. Ease the body with mixed level Kripalu Yoga, modified for individual needs, and calm the mind with guided mindfulness meditation. The combination of slow, attentive yoga and meditation balances spatial awareness and focus and is ideal for artistic expression. All levels of experience and flexibility are welcome. For the art component, use drawing pencils, erasers, conté, charcoal, and pastels on paper. Inspired by movement, music and nature, focus on strong composition, your colour palette, and injecting a sense of life, motion and mood into your drawings. Be prepared to work outside occasionally, weather permitting. While suitable for beginners, instruction also offers experienced artists an opportunity for unique creative exploration.

### **NEW!** Art-Making through the Senses

COURSE CODE ARTS2513 SECTION 41  
INSTRUCTOR Rebecca Reynolds  
DATES July 13 – 17, 2020  
FEE \$411.75 (+ \$40 material fee payable to instructor)

In the creation of visual work, the majority of attention is on what is seen. In this playful course, equal attention is paid to ALL of the senses, exploring how they can visually inspire, open up new ways of creating, and enable a more holistic experience of the world around us. Be inspired by artists who have synesthesia (when one sense simultaneously sets off another – such as when someone “sees” sound or “hears” colour), and others who create art that straddles multiple senses. Lastly, develop a body of work in which a sound, taste or touch will be “translated” into a series of paintings. Instruction is suitable for beginner and experienced painters.

### **Batik Resists on Asian & Watercolour Papers**

COURSE CODE ARTS1147 SECTION 41  
INSTRUCTOR Suzi Dwor  
DATES July 13 – 17, 2020  
FEE \$411.75 (+ \$65 material fee payable to instructor)

Apply golden hot beeswax to beautiful Asian and watercolour papers using cord-covered wooden block stamps, a variety of brushes – from wide to skinny, traditional Indonesian hot wax drawing tools, and Javanese wooden carved patterned stamps. Paint and layer colours on the paper, using acrylic paint washes and transparent watercolours, while the wax resists your washes. The wax will be then be ironed between newsprint layers and lifted out. Remarkable designs and unexpected results will remain and can be cut, torn or left as is to create abstract landscape collages, book covers, paper quilts, and creative explorations. Learn about design, composition, colour mixing, and a host of collage techniques. Experiment, work from intuition, and delight in the beauty of risk-taking as you explore your personal style and achieve surprising effects. Instruction is suitable for beginners and experienced artists in this supportive opportunity for exploration of a variety of materials.

### **Dry Stone Structures**

COURSE CODE ARTS2056 SECTION 41  
INSTRUCTOR John Shaw-Rimington  
DATES July 13 – 17, 2020  
FEE \$411.75

Learn to design and build dry-laid structures that are both functional and beautiful. Instruction will address the proper use of various masonry tools, the basics of structural masonry without mortar, and reference design features with SketchUp. The group will collaborate to build a dry stone feature collectively. There will be a strong emphasis on using local stone and designing projects according to the material at hand. No human-made materials such as manufactured stone or gabion cages will be utilized. Discussions and references will also include dry stone walling and various other manifestations of dry-laid work including ovens, fireplaces, fire pits, gates, cairns, benches, bridges and arches.



**We purchased a cottage in the area so we'd be close to HSAD to take courses attend Walkabout etc.**

IAN MACCALLUM





## Glassblowing

COURSE CODE ARTS101 SECTION 43  
INSTRUCTOR Mathieu Grodet  
DATES July 13 – 17, 2020  
FEE \$633.57 includes glass

Discover the art of glassblowing using traditional techniques that date back 2000 years. Glass is first melted in a furnace at 2100 degrees Fahrenheit, at which time you learn how to gather the molten material on the end of a steel blowpipe to form it into vases, bowls, paperweights, goblets and sculpture. You will also have an opportunity to participate in discussions on equipment, safety, history and current trends in glass. Colour will be available for purchase in the Bookstore.

*This course will run simultaneously with Glassblowing II. Please clearly indicate which course you are registering for.*

## Glassblowing II

COURSE CODE ARTS103 SECTION 42  
INSTRUCTOR Mathieu Grodet  
DATES July 13 – 17, 2020  
FEE \$633.57 includes glass

*This course is not suitable for beginners. Instruction will focus on advanced hot forming and decorating techniques.*

Learn techniques for vessel making, including vases, bowls, goblets and stemware, as well as solid sculpture and hot bit work. There will be demonstrations of advanced colouring techniques and studio production methods. With an emphasis on design, you will set up personal project goals. You will have an opportunity to participate in discussions about modern studio design and equipment construction, as well as glass as a contemporary art form. Colour will be available for purchase in the Bookstore.

*This course will run simultaneously with Glassblowing. Please clearly indicate which course you are registering for.*

## **NEW!** Guitar – Fingerstyle & Flatpicking Techniques

COURSE CODE ARTS2539 SECTION 41  
INSTRUCTOR Jason Fowler  
DATES July 13 – 17, 2020  
FEE \$411.75 (+ \$10 material fee payable to instructor)

*This course is not suitable for beginners. TAB reading and experience with altered tunings is required.*

Explore a variety of acoustic guitar techniques including traditional and modern fingerstyle skills such as alternating bass, open tunings, and classical. Time will also be spent on flatpicking (bluegrass, singer/songwriter), and an introduction to slide guitar techniques will be provided for those interested. Some practical theory and harmony will also be included. Instruction suits intermediate and advanced skill levels.

## Japanese Brush Painting II

COURSE CODE ARTS115 SECTION 41  
INSTRUCTOR Cassandra Wyszowski  
DATES July 13 – 17, 2020  
FEE \$411.75

*This course is not suitable for beginners. Japanese Brush Painting I or training in Japanese Brush Painting, particularly the four paragons (Bamboo, Plum, Orchid and Chrysanthemum) is required.*

Instructional emphasis will be on more advanced brush techniques, continuing concentration on gradation of tones, the manipulation of contrasting values, further use of the black and white disciplined brush strokes and an introduction to the use of colour and simplified colour theory. This course will help to reinforce Level I, with group demonstrations and individual instruction. Colourful florals, such as the big bold blue iris; landscape elements, such as birch trees and rocks; fruit, such as grapes with big expressive leaves and vines; are just some of the subjects covered. Excitement will build as delightful dragonflies and butterflies lead you on to explore further the poetic painting of Sumi-E with ten new lessons as well as a review of Level I where necessary. Flowing, gentle music will enhance the learning process that emphasizes spontaneous yet controlled painting of Sumi-E with watercolour.

## Jewellery Casting

COURSE CODE ARTS119 SECTION 41  
INSTRUCTOR Michael Letki  
DATES July 13 – 17, 2020  
FEE \$411.75 (+ \$40 material fee payable to instructor)

Using the ancient lost wax casting process to make jewellery opens the door to a fascinating world where an almost unlimited variety of three-dimensional forms and textures can be created. The tiniest details, textures and forms will be faithfully reproduced. Learn how virtually anyone with a shoebox of tools can do this at home! You will work on several pieces with emphasis placed on appropriate design for the methods, quality of workmanship and finishing techniques. You are welcome in this course whether you are working at a beginner or intermediate level of skill.

## Kids' Adventures in Animation

COURSE CODE ARTS1724  
INSTRUCTOR Noelia Marziali  
DATES July 13 – 17, 2020  
FEE \$124.35 (+ \$20 material fee payable to instructor)  
AGE GROUPS SECTION 41: 1–4:30pm, 4 (as of Jan. 1) to 8 years old  
SECTION 42: 9am–noon, 8 to 10 years old

Old, deactivated phones and tablets will become animation stations in this adventurous exploration of animation. Create a character from clay, cardboard and other materials, learn how to give it personality, and then make a stop-motion movie with it starring in the lead role. Easy, step-by-step instruction will be provided and creativity enthusiastically encouraged as you work individually, in pairs, and in small groups. Some of the best animation in the world, and other kids' productions will be shown and the course will finish up with a short film festival of your work! Your clay character and a USB stick with the movies will go home with you. You're welcome to bring your own deactivated phone or tablet – the apps will be loaded for you. Please ensure the device is completely wiped clean. It's alright if you don't have one – we'll provide one for use during the course.



## NEW! Kids' Tie, Dye & Weave

COURSE CODE ARTS2534  
INSTRUCTOR Toni Caldarone  
DATES July 13 – 17, 2020  
FEE \$124.35 (+ \$20 material fee payable to instructor)  
AGE GROUPS SECTION 41: 9am–noon, 4 (as of Jan. 1) to 8 years old  
SECTION 42: 1–4:30pm, 8 to 10 years old

Have great fun tying, dyeing, drying, ripping, and weaving fabric and dye a funky t-shirt. See the fantastic effects dyes have on fabric and explore different patterns. Make a weaving board and weave your dyed fabric to hang on your wall or lay down on your dresser. It's fun and easy!

## Landscapes: Real, Imagined & Altered

COURSE CODE ARTS2285 SECTION 41  
INSTRUCTOR Kal Honey  
DATES July 13 – 17, 2020  
FEE \$411.75

*This course is not suitable for beginners.*

Well known or never before seen, real or imagined, fact or fiction – place has an endless capacity to speak to artists, inspiring attempts to capture and express what it is that's moving, intriguing, and haunting. Designed to move past simply capturing the scene, this course begins with individual artistic field research, honing your observational skills. Back in the studio, you will be challenged to interpret and transform and your findings in increasingly expressive and conceptual ways. Instruction will provide some structure and support, combined with lots of creative latitude as you explore new artistic territory.

## NEW! Mask Making

COURSE CODE ARTS131 SECTION 41  
INSTRUCTOR Clelia Scala  
DATES July 13 – 17, 2020  
FEE \$411.75 (+ \$35 material fee payable to instructor)

Enjoy the fantasy of this multimedia experience. Create plaster moulds, form plaster casts, model with clay, and shape your mask out of paper maché. Learn how to use sculptural shapes/forms and colour to create emotional qualities in your mask. Masks will be finished using a variety of mixed media. Be inspired by a presentation of cultural and theatrical masks from around the world. Previous experience is not required. All levels of experience and skill are welcome.

## Musical Instrument Construction

COURSE CODE ARTS141 SECTION 41  
INSTRUCTOR Bethany Houghton  
DATES July 13 – 17, 2020  
FEE \$411.75 (+ \$20 material fee payable to instructor)

This course will introduce the principles, materials and methods of stringed instrument construction. Through hands-on work, as well as lectures and demonstrations, you will progress through the first steps of construction. Lectures will focus on acoustics, gluing, grading and selection of materials, tools, tool maintenance, bending, forms and moulds. Progress can be made in mastering the skills to advance rough-cut wood toward a good, working violin or guitar. By the end of the first course, you can expect to have the instrument sides bent and assembled on moulds as well as the backs and tops shaped to smooth outer archings. The course welcomes beginners to woodworking and enthusiastic musicians as well as experienced craftspeople. If you would like to learn more about instrument assembly, you can bring 'assembly kits' and the instructor will assist with piecing the instrument together. Violin and guitar materials are available for purchase from the instructor at the cost of approximately \$130 per instrument. Returning students continuing projects will be accommodated at their current level of project development.

## Negative Painting

COURSE CODE ARTS2048 SECTION 41  
INSTRUCTOR Nancy Newman  
DATES July 13 – 17, 2020  
FEE \$411.75

*This course is not suitable for beginners.*

This course is positively negative! Add this exciting and dramatic approach to your painting repertoire. Working in the negative will energize you and add a whole new level to your creative process. Learn to develop unique images by using the space in and around an object. Create exciting under-paintings and enhance your image with layers, lost and found edges, and textures. Increase the range of values in your painting, moving from light to dark and back again, creating the illusion of depth. Initially, you will learn to “think negatively” through step-by-step demonstrations and exercises. Simplify shapes, create effective compositions and refine your images to achieve painting with dynamic impact. This negative approach is taught primarily using watercolours. Acrylic artists will benefit from this course but are asked to email the instructor prior to the beginning of the course.

## Nuno Felting & Embroidery

COURSE CODE ARTS2444 SECTION 41  
INSTRUCTOR Susan MacDonald & Chari-Lynn Reithmeier  
DATES July 13 – 17, 2020  
FEE \$411.75 (+ \$25 material fee, depending on projects chosen, payable to the instructor)

Create a unique one-of-a-kind, show-stopping work of art with a little fibre, a little silk, some soap and water, and a few simple processes. Learn about an ancient craft that's fashionably at home in this modern world. Once you have created a length of fabric using the Nuno Felting technique, learn a variety of embroidery stitches to embellish your piece. These will include Feather stitch, Buttonhole, French Knot, and the technique of couching. Add buttons and beads to create more visual interest. The result will be a beautiful accent pillow but skills learned can apply to future projects such as a scarf, neck warmer, tube/ring scarf, table runner, bed end, pillow or virtually whatever you can imagine.

## Pastel Painting – Introductory

COURSE CODE ARTS1100 SECTION 41  
INSTRUCTOR Margaret Ferraro  
DATES July 13 – 17, 2020  
FEE \$411.75

This course begins with a thorough introduction to pastel supplies and their many application techniques. Study each technique separately, first by example, then by demonstration, resulting in the creation of a sample booklet of different pastel mixing techniques. Utilize the proper techniques to keep a clear palette, control values, and layer pigment to create the luminous and rich quality of this medium. Instruction will familiarize you with different types of pastels, how to use them in conjunction with each other, and the most beneficial way of achieving impact with the medium. Basic colour theory is addressed while taking inventory not only of the colours you have but how to mix the ones you don't have. Learn the traditional technique for setting up a painting with a value sketch using a limited, then an expanded palette. Individual studies of many popular subjects such as trees, bushes, flowers, fruits, skies, and water will be covered.

## NEW! Photographic Landscapes – Intimate Interpretations

COURSE CODE ARTS2180 SECTION 41  
INSTRUCTOR Rob Stimpson  
DATES July 13 – 17, 2020  
FEE \$411.75 (+ \$5 material fee payable to instructor)

*This course is not suitable for beginners. Knowledge of your camera and photo imaging software is essential.*

From vistas overlooking unbroken forest to a wealth of lakes and rivers, the varied and diverse landscapes of the Haliburton Highlands inspire the exploration of photographic techniques. Good photographs are made, not just taken. Learn to create a landscape image, using three methods; pre-visualization, image capture, and post-processing recognition of an existing composition to be obtained effectively. Instruction will address camera functions, combined functions, and lens selection to capture what you are seeing. Photo imaging software takes your work to the next level in the creation of the image shot. The differences between and suitability of documenting or interpreting a photograph will be discussed. Instruction will include assignments, image sharing, and constructive critiques. Working with like-minded people, intermediate photographers will learn new techniques and refine work flow.

## Portrait Painting

COURSE CODE ARTS579 SECTION 41  
INSTRUCTOR Stephanie Schirm  
DATES July 13 – 17, 2020  
FEE \$411.75

*This course is not suitable for beginners.*

Painting experience is required to participate. This exciting course will develop your ability to capture the likeness of any model in any opaque paint medium. You may work in any opaque paint medium (gouache, acrylic, water-soluble oils, and traditional oils without solvents) that you are comfortable with. Starting with an understanding of composition, value studies and monochromatic paintings, you will advance to expressive paintings of the model in a full palette. Works by a variety of artists will be discussed.







### **NEW! Pottery – Coiling & Terra Sigillata**

COURSE CODE ARTS2536 SECTION 41  
 INSTRUCTOR Paula Murray  
 DATES July 13 – 18, 2020 (6 days)  
 FEE \$520.09 includes 1 bag of clay

Coiling is an ancient technique embraced by contemporary potters for creating works of immense power. There is a freedom in building with coils that can be as inventive or formal, spontaneous or disciplined as the maker chooses. Conducive to working large, the clay as well as your limits will be challenged to stretch, with several projects progressing simultaneously. Learn to make terra sigillata and explore integrating form with this sensuous surface treatment. Additional clay will be available for purchase at a cost of \$20 from the school, which includes glazing and firing. Instruction is suitable for all levels of experience.

### **Quilting – Improvisational Abstract with Mixed Media**

COURSE CODE ARTS2302 SECTION 41  
 INSTRUCTOR Albert Cote  
 DATES July 13 – 17, 2020  
 FEE \$411.75 (+ \$40 material fee payable to instructor)

This is an extremely creatively freeing course. Discover how shapes, angles, bold colours, straight lines, poems, movies, and even folklore will aid you in creating abstract quilts that stretch the imagination and tell a new story. Document your ideas in a journal for the creation of future quilts. The intent is that, upon completion of the course, you will have at least three finished quilts and enough tools to create many future improvisational abstract pieces. Fabric, paint, thread, crayons, folding techniques, thread techniques, and anything you can sew down with a needle or sewing machine will be explored. Learn to work as a group as well as on your own to brainstorm themes as a starting point to a new way of seeing things. Create abstract quilts that will invite conversation and wonder. You will be required to bring a familiar and reliable sewing machine in good working order.



### **NEW! Rug Hooking – Open**

COURSE CODE ARTS2517 SECTION 41  
 INSTRUCTOR Wendie Scott Davis  
 DATES July 13 – 17, 2020  
 FEE \$411.75

In this open course, project choices are wide open. Start a new project or bring something already in process. Choose a style you like: geometric, oriental, primitive, pictorial or portrait. Choose any materials you like: wool strips, wool yarn or alternative fibres. Instruction is suitable to all skill levels. Beginners are welcome.

### **Spinning**

COURSE CODE ARTS334 SECTION 41  
 INSTRUCTORS Wendy E. Bateman & Rebecca Whelan-Lamperd  
 DATES July 13 – 17, 2020  
 FEE \$411.75 (+ \$40 material fee payable to instructor)

Whether you are pursuing a new interest or hoping to upgrade existing spinning skills, you will benefit from this course. Instruction will take into consideration individual skill levels. The basics of spinning, including fibre preparation, spinning equipment and maintenance, as well as various spinning methods, colour and fibre blending, and basic acid dyeing will be covered. Instruction will also address yarn construction and the control of colour effects.



**This is my happy place in the world – get excited as soon as I walk through the red doors as I know it's going to be a great day!**

MICHELLE HARRIS



**The courses offered are of an amazing variety.  
Taught by extremely competent artists.**

KATHLEEN MARGELESE

### **NEW! Tool Making – Forged for Woodworking**

COURSE CODE ARTS2537 SECTION 41  
INSTRUCTOR Jeff Helmes  
DATES July 13 – 17, 2020  
FEE \$411.75 (+ \$100 material fee payable to instructor)

Hand forge a variety of woodworking tools. Learn to create blades for simple tools such as a carving knife, chisels and a draw-knife.

### **Watercolour Painting – Advanced**

COURSE CODE ARTS248 SECTION 41  
INSTRUCTOR Art Cunanan  
DATES July 13 – 17, 2020  
FEE \$411.75

*This course is not suitable for beginners. It is imperative that participants have had at least three previous watercolour courses prior to participating.*

At an advanced level of interaction, you will explore traditional and experimental techniques in watercolour painting. Instruction will be provided on composition and design, and the course is geared to sharpen skills and enhance personal interpretation. Learn how to make a contour painting, how to layer washes until they get the right value and how to use local and colour values to make strong statements. Sessions on compositions will include directing the eye with edges, placing darks and other colours, and advice on handling patterns and loosening painting style. Learn by demonstration and critique and benefit from individual attention. While this is not a plein air course, there may be an opportunity to enjoy some on-location painting, weather permitting. Painting outdoors will be a majority decision. Only when there is enough consensus will there be an outdoor painting session.

### **Watercolour Techniques on Fabric**

COURSE CODE ARTS1730 SECTION 41  
INSTRUCTOR Margot Miller  
DATES July 13 – 17, 2020  
FEE \$411.75 (+ \$15 material fee payable to instructor)

Create beautiful, colourful fabrics using watercolour painting techniques. Paint patterns and create textures on yardage, scarves, quilt squares, table cloths, sarongs, clothing, wall hangings, or other options. Learn various brush techniques and washes, as well as printing with leaf/botanicals. The focus will be on the simplicity and beauty of Japanese brush strokes. The environmentally friendly, washable dyes and acrylics used are ideal for strong brilliant colour, or can be diluted for soft and subtle transparent shades and hues. This range makes them suitable for both fashion, interiors and mixed media. Instruction is suitable for beginners, while experienced artists of any medium will have the opportunity to combine existing skills with a new range of expressive techniques.



### **Weaving – Sashes, Straps & Bands**

COURSE CODE ARTS2106 SECTION 41  
INSTRUCTOR Ralph Johnston  
DATES July 13 – 17, 2020  
FEE \$411.75 (+ \$20 to \$50 material fee per project, depending on size, payable to the instructor)

*This course is not suitable for students who have not woven on a floor loom before. Weaving – Basic Level I, or the ability to set up a loom and weave with minimal direction is required.*

Explore warp-faced 2/2 twill sashes, straps and bands; a weave where the warp is sett so close that the weft is hidden and creative warp colour changes unleash a fantastic array of multicoloured design possibilities. These sturdy bands, woven on a four harness loom, have many uses – sashes, guitar straps, pet leashes, bell pulls, clothing trim, and more. From basic theory and warp-faced weave colour patterns, instruction will progress through warping and weaving one to two-strap/band projects of choice. Choose to work from existing patterns or create and fine-tune a new design by weaving weft-faced samples that can be converted into a warp-faced band project. Historically-minded, experienced weavers can choose to focus on warping and weaving a replica of the “Garneau ceinture fléchée” – an 1830 handloom-woven Voyageur sash in warp-faced twill that mimics the classic “Assomption” sash pattern. Calculating a good warp sett, navigating winding warps with complicated colour patterns, and twisting fringes for sashes will also be addressed.

## Write that Story

COURSE CODE ARTS2455 SECTION 41  
INSTRUCTOR Ken Murray  
DATES July 13 – 17, 2020  
FEE \$411.75


You have a story you want to write and you need to get started OR you have been writing a story that you need to finish and revise to its very best. Blending lessons, workshops, writing exercises, studio time, and one-on-one consultation with the instructor, this course is designed to develop the skills of both the budding writer and the writer-in-progress. If you plan to begin a new work, arrive with pen and paper (and laptop, if available). If you wish to complete a work-in-progress, you will send the working draft to the instructor one week in advance of course start. This draft should be in the range of 5-15 pages, double-spaced, and can be either a complete piece or an excerpt from a larger work. Contact information is available on the material list or contact the school at askus@hsad.ca. In class, you will develop and explore. What does your reader see, hear, and know by your story? What resonates after the story is over? Learn how to listen to your work, and by this gain more authority over it.

## **NEW!** Youth/Teen Make Your Own Game Board

COURSE CODE ARTS2533 SECTION 41  
INSTRUCTOR Hannah Strand  
DATES July 13 – 17, 2020  
FEE \$301.20 (+ \$40 material fee payable to instructor)

*This course is open to youth and teens 10 to 18 years of age.*

Whether your ideal game is set in a fantasy world, relies on the luck of the dice, is a race to collect more than your opponents, includes trivia questions, or focusses on strategy, you'll build your dream game from the board up! Starting with your unique concept and theme, learn how to design a successful game and craft every component including the board, playing pieces, personalized cards and dice, instructions, and game box art using paint, drawing, sculpture and mixed-media techniques. Playtest with your classmates to ensure a fun and functional completed game and take home a winner to share with family and friends.



## Wire Sculpture

COURSE CODE ARTS269 SECTION 41  
INSTRUCTOR Charles O'Neil  
DATES July 13 – 17, 2020  
FEE \$411.75

*Please note: This course requires extensive use of hand tools (wire cutters, pliers).*

Wire sculpture is an exciting, expressive art form that can be functional, decorative or both! This course will introduce you to the aesthetics, materials, tools and techniques used in the creation of wire sculptures. You will then be encouraged to design and create an original wire sculpture, in a scale of your choosing.



**SATURDAY, JULY 18, 2020**

### Encaustic & Photo Transfer Workshop

COURSE CODE ARTS1780 SECTION 41  
INSTRUCTOR Susan Fisher  
DATES July 18, 2020  
FEE \$128.07 (+ \$40 material fee payable to instructor)

Explore techniques that will enable you to combine photographic images with encaustic painting. Gain proficiency with photo transferring, collaging photo images, and the basic techniques of encaustic painting. The creative options are virtually endless. Experience with encaustic or painting in general is not necessary to enjoy this workshop.

### Figure Drawing Introductory Workshop

COURSE CODE ARTS1766 SECTION 41  
INSTRUCTOR Helen McCusker  
DATES July 18, 2020  
FEE \$128.07 (+ \$20 material fee payable to instructor)

Learn the basics of line, tonal value, composition and gesture while working from the human figure. If you haven't much drawing experience this is a great place to start, and if you've been drawing a while and feel in need of refreshment, direction and guidance, you'll find it here. All materials necessary will be provided but you are welcome to bring favourite materials if you wish.

### Figure Sculpture Workshop

COURSE CODE ARTS716 SECTION 41  
INSTRUCTOR Paul Portelli  
DATES July 18, 2020  
FEE \$149.43 includes 1 bag of clay

This workshop will introduce you to figure sculpture, hand built in clay. You will sculpt a torso, directly from the model using the coil method: a technique often used in hand building. Some anatomy and composition will be examined and personal creativity will be encouraged and emphasized. Instruction is appropriate whether you are a beginner or more advanced student.

### **NEW!** Give Me a Piece of Rosewood & I'll Make it Sing for You

COURSE CODE ARTS2545 SECTION 41  
INSTRUCTOR Grit Laskin  
DATES July 18, 2020, 2:00 – 5:00 pm ← NOTE  
FEE \$50.00

How do pieces of trees create a box that can stir emotion? Why does the grain of a soundboard always go in a particular direction? Why do guitar makers use so many politically incorrect materials? Why is a Soundhole a misnomer? In this entertaining, three-part lecture/slideshow/concert, award-winning guitar maker, inlay artist, and performer, Grit Laskin, will answer these questions and more. He guarantees that by the end of the first portion, you will have a new understanding of how an instrument maker pulls music, not just sound, out of a wooden box. Stradivari guitars, disappearing wood species, and how a sound wave travels are just some of the other topics explored in this anecdote-filled presentation. With the help of more than 100 images, Grit takes you on a visual journey into his world of engraved inlay and shows how he has, in the eyes of many, been largely responsible for pushing the inlay medium from a decorative tradition into an art form. To cap this unique experience, Grit will perform a short concert of songs and instrumentals, using four different handmade instruments – one of his guitars and a tenor mandolin, the Concertina and Northumbrian Smallpipes.



### Harmonica – Beginner Workshop

COURSE CODE ARTS2090 SECTION 41  
INSTRUCTOR Carlos del Junco  
DATES July 18, 2020  
FEE \$128.07

Discover this remarkable and unassuming little instrument. Learn how to hold the traditional 10-hole diatonic harmonica (the one that Bob Dylan and progressive blues players like Little Walter and Paul Butterfield use), how to achieve good tone and the basics of playing single notes. Playing an easy train rhythm, a scale, and a couple of basic melodies based on the scale is the goal of instruction. Time and circumstance permitting, an introduction to bending notes will also be included. Instruction is suited to those with no previous experience. It is critical to bring a good quality 10-hole diatonic harmonica in the key of C. Please see the material list for additional details.





## Sketching Horses Workshop

COURSE CODE ARTS2464 SECTION 41  
 INSTRUCTOR Marta Scythes  
 DATES July 18, 2020  
 FEE \$128.07 (+ \$1 material fee payable to instructor)

Through photo references and instructor demonstrations, explore the structure and spirit of the horse. Learning to draw it accurately and expressively. Focus will be on perceived linear shapes, 3D structure and proportions, including the horse in motion. Instruction will be in dry media (graphite, conté, charcoal) and black ink but you may use your medium of choice. Reference handouts will be distributed to allow for further, independent study. Instruction is suitable for all skill levels.

## Sterling Silver Spinner Ring Workshop

COURSE CODE ARTS2476 SECTION 41  
 INSTRUCTOR Shannon Kennedy  
 DATES July 18, 2020  
 FEE \$128.07 (+ \$40 material fee payable to instructor)

Design and create a unique sterling silver spinner ring. Learn how to measure, anneal, saw, texture, form, polish, and patina, producing a beautiful ring band with individual bands that spin and move within the shank. You will be working with sterling silver, copper and brass. No previous experience is needed.

## **NEW!** Quilting with Heat Mouldable Batting Workshop

COURSE CODE ARTS2522 SECTION 41  
 INSTRUCTOR Albert Cote  
 DATES July 18, 2020  
 FEE \$128.07 (+ \$30 material fee payable to instructor)

Heat mouldable batting is the easiest technique to master in the creation of one-of-a-kind three-dimensional abstract fibre art. After piecing the quilt top using traditional methods and a few embellishing tricks, the piece takes on a new look by using heat mouldable batting between the top and bottom fabric layers. Using a steam iron, mould it to any permanent shape; finishing with beading and tradition facing or binding.

## Zentangle® Workshop

COURSE CODE ARTS1592 SECTION 41  
 INSTRUCTOR Chari-Lynn Reithmeier  
 DATES July 18, 2020  
 FEE \$128.07 (+ \$25 material fee payable to instructor)

Zentangle is an easy to learn, relaxing and fun way of creating beautiful images by drawing structured patterns. The Zentangle method increases focus and creativity, provides artistic satisfaction, and instills a sense of personal well-being. Learn the history and language of the art form and, step-by-step, construct many "tangles" (patterns). Instruction will develop the ability to use the Zentangle method in your daily life, as a meditative art form, a jump start to your creativity, an enhancement to your journal, to incorporate pattern into your other projects, or simply for fun!





## JULY 20 TO 24, 2020

### Artistic Exploration – Painting & Drawing

COURSE CODE ARTS21 SECTION 41  
INSTRUCTOR Jay Dampf  
DATES July 20 – 24, 2020  
FEE \$411.75

For all artists, there is a process for enhancing individual style and technique. In this course, you will learn the skills needed to improve your ability and imagination, whether you are a new artist wishing to explore different mediums or experienced and wishing to master your techniques. On an individual basis, you will be taken step-by-step through the drawing and painting process, with emphasis on clear, enjoyable methods. This course offers you the unique opportunity for instruction on projects and mediums of your choosing. You will also benefit from demonstrations given to other students. Assistance will be provided by the school if you wish to contact the instructor regarding ideas and mediums.

### **NEW!** Blues Guitar

COURSE CODE ARTS2512 SECTION 41  
INSTRUCTOR Suzie Vinnick  
DATES July 20 – 24, 2020  
FEE \$411.75 (+ \$5 material fee payable to instructor)

Learn the basics of blues guitar playing – blues scales, soulful strumming rhythms and grooves, incorporating space in a guitar solo, and telling a story with a guitar solo. Keep it groovy by incorporating guitar licks and turnarounds. Tips on accompanying others and jamming with the other students will also be included. The course will be blues oriented but will apply to other music styles such as singer/songwriter, rock, and country. Instruction is suitable for beginner and intermediate guitarists.

### Contemplative Photography – Looking & Seeing

COURSE CODE ARTS2227 SECTION 41  
INSTRUCTOR John McQuade  
DATES July 20 – 24, 2020  
FEE \$411.75

When eye, mind and world are in the same place at the same time, you see clearly, and your images are unique and vivid. A vivid image is enhanced by a clear and direct first perception. This is a strong approach to the creation of a brilliant image. Attentive presence course studies true perception through the synchronization of eye and mind. Instruction will investigate elements of the visual world – colour, light, space, surface, texture and more, as ways to connect with pure perception. On that basis, in a synchronized or contemplative way, you will explore the world considering topics such as colour and light, ordinary/personal world, people and other sentient beings, flowers and weeds. Learn how to make an equivalent photographic image that embodies the contemplative qualities of clear seeing: simplicity, space and purity. Instruction includes assignments and image reviews. This course and exploration would be of value for those in spiritual disciplines, visual artists, expressive art practitioners and therapists, as well as photographers. It will take you to the heart of direct visual perception. Previous photographic experience is not required. There are on-line methods of sharing your images and receiving feedback following the course. You are required to bring a digital camera (a point and shoot camera is workable).

### Encaustic Mixed Media & Collage

COURSE CODE ARTS1488 SECTION 41  
INSTRUCTOR Susan Fisher  
DATES July 20 – 24, 2020  
FEE \$411.75 (+ \$130 material fee payable to instructor)

Encaustic, an ancient beeswax-based technique, is currently embraced by contemporary mixed media artists. Learn how to integrate encaustic techniques into your mixed media work from textile to found sculpture, from ceramic to paper, or beyond.

### Fabric Printing – Irresistible Resists

COURSE CODE ARTS1274 SECTION 41  
INSTRUCTOR Gunnel Hag  
DATES July 20 – 24, 2020  
FEE \$411.75 (+ \$45 material fee payable to instructor)

Discover a thousand different paths to the same goal: gorgeous cloth. Experiment with a wide variety of ingredients to create an exciting range of patterns and texture on fabric – both abstract and representational. Not only will you learn in-depth techniques for tied, clamped and pole wrap resists, you will also use soy wax and glue to create gorgeous fabrics with exquisite colour and complexity. As well as learning to mix your own pigment colours you will learn the techniques of hand painting/dyeing and how to make your own stamps and stencils to create one-of-a-kind resist printed fabrics. Truly irresistible!

### Community Arts Events

Check out some Haliburton-area arts events on page 92.







### Free Motion Embroidery

COURSE CODE ARTS1257 SECTION 41  
 INSTRUCTOR Saskia Wassing  
 DATES July 20 – 24, 2020  
 FEE \$411.75 (+ \$20 material fee payable to instructor)

Develop the techniques and skills required to use your basic domestic sewing machine for free-machine embroidery (also known as free motion embroidery). This method uses the sewing machine as a drawing tool and creates marks and textures with fabric and thread. A series of technical samples will be created and various applications investigated, including cutwork, appliqué, quilting, and creating fabric with thread. Explore colour, pattern, texture, and image, playing with the many possibilities. These samples can then be developed with the potential to complete a two or three dimensional textile project(s) of your choosing. Ideas on how to source and develop individual work will be discussed, with the opportunity for expert critique and assistance. Emphasis is on developing your personal skills at your own pace. There will be a variety of projects available for reference and inspiration. Instruction is suitable for beginners and those who wish to further develop their machine sewing skills. You will be required to bring a sewing machine, in good working order, plus an embroidery or darning foot. If you are a beginner and not very familiar with your machine, please bring the manual for reference.



### NEW! Graphic Storytelling

COURSE CODE ARTS2500 SECTION 41  
 INSTRUCTOR Hope Thompson  
 DATES July 20 – 24, 2020  
 FEE \$411.75

The graphic form of storytelling (aka comics) continues to surge in popularity. From Gord Downie and Jeff Lemire's *A Secret Path* to Margaret Atwood and Johnnie Christmas' *Angel Catbird*, Sarah Glidden's *Rolling Blackouts*, and Marjane Satrapi's *Persepolis*, the graphic form is a powerful and innovative genre of storytelling. Learn the basics of telling stories through a combination of words and images. Instruction will progress from a series of warm-up exercises through to idea generation, pencil thumbnails, panel placement to fully panelled, self-contained, and inked stories. Through critique and instructor feedback, develop skills in this exciting medium and finish a complete, self-contained story. No proficiency in drawing is required; only a desire to use images and words to create compelling stories.

### Improvisation

COURSE CODE ARTS322 SECTION 41  
 INSTRUCTOR DeAnn deGruijter  
 DATES July 20 – 24, 2020  
 FEE \$411.75

To improvise: to act spontaneously, to think on one's feet, to exercise creative thinking and action. An ability of great value whether employed on the stage, at home, in the classroom or in the boardroom. This course will introduce you to the fundamental principles of performing improvisation. Utilizing games and theatre exercises, you will be introduced to the basic rules that improvisers follow when performing without a script. Learn how to play with others and become more confident and outgoing. No improv or theatre experience is necessary to enjoy this course, but you will be required to perform with, and for, your classmates. More than just fun, improvisation introduces participants to the concepts of focus, spontaneity, teamwork, listening, building on ideas, risk taking and creativity. It is an inspiring and active way to get in touch with personal creativity, enhance personal communication skills and be creative within a group.

## Japanese Sumi-e & Watercolour – East Meets West

COURSE CODE ARTS724 SECTION 41  
INSTRUCTOR Cassandra Wyszowski  
DATES July 20 – 24, 2020  
FEE \$411.75

*Please note: Japanese Brush Painting levels I and II are required to participate in this course. Japanese Brush Painting III would be an asset but is not absolutely necessary.*

This course is designed to expand your creative horizons and introduce you to numerous fascinating and expressive watercolour methods that will harmonize with the art of Japanese Brush Painting. Instruction will include composition, design, western watercolour and further oriental brush techniques, interesting subjects blending traditional with non-traditional, textures, colour mixing, colour values to achieve depth, background washes, and spontaneous wet-in-wet explorations. Engage in stimulating exercises and practice techniques that can be expressed in an abstract or a more representational approach, with an overlying impressionistic personal style. Explore transparent florals, landscape elements with textured rocks and trees, lake scenes and quiet streams. Individual attention will assist and encourage you to find your personal creative voice.

## NEW! Jewellery – Enamelling

COURSE CODE ARTS2496 SECTION 41  
INSTRUCTOR Shannon Kennedy  
DATES July 20 – 24, 2020  
FEE \$411.75 (+ \$105 material fee payable to instructor)

Explore personal approaches to working with enamel, independently developing technical and design skills. A variety of techniques will be demonstrated, with the opportunity to focus on those of greatest personal interest. Use of opaque, transparent and opalescent colour, counter enamel, forming, wet packing, painting and drawing techniques, champlevé, liquid enamels, torch and kiln firing, setting options, and experimental explorations will be discussed. The project goal is a beautifully finished pair of earrings and/or pendant. Both beginning and advanced students will be challenged to work at their level of experience and skill.

## Jewellery – Off Loom Bead Weaving

COURSE CODE ARTS2272 SECTION 41  
INSTRUCTOR Vicki Sharp  
DATES July 20 – 24, 2020  
FEE \$411.75 (+ \$100 material fee payable to instructor)

Project-based instruction will cover the main foundation stitches used in bead weaving, focussing on peyote, right-angle and herringbone stitches and their variations. Embellishments will give work texture and interest. Make beaded clasps to complete projects and explore combining stitches to work in shaped and three-dimensional beading. The design component will emphasize wearability, durability and comfort, as well as the use of colour and shape. Most beads used will be Japanese glass seed beads and delicas (tubular), with some semi-precious stones and pearls included. The process of off-loom bead weaving has great calming and beneficial value. It's a craft that can soothe, putting you in a quiet, creative zone while you stitch. Instruction is suitable for both beginner and intermediate skill levels. Please note that you may not complete all projects as bead weaving projects can take many hours to complete.

## Kids' Clay Creations


COURSE CODE ARTS2469  
INSTRUCTOR Susie Whaley  
DATES July 20 – 24, 2020  
FEE \$124.35 (+ \$25 material fee payable to instructor)  
AGE GROUPS SECTION 41: 9am–noon, 4 (as of Jan. 1) to 8 years old  
SECTION 42: 1–4:30pm, 8 to 10 years old

Be inspired by nature while exploring the many possibilities of air clay! Using a variety of hand building techniques including pinch pot, slab and coiling, you'll incorporate natural materials into imaginative clay creations.

## NEW! Kids' Creative Canadians

COURSE CODE ARTS2535  
INSTRUCTOR Hannah Strand  
DATES July 20 – 24, 2020  
FEE \$124.35 (+ \$25 material fee payable to instructor)  
AGE GROUPS SECTION 41: 1–4:30pm, 4 (as of Jan. 1) to 8 years old  
SECTION 42: 9am–noon, 8 to 10 years old

Be inspired by Canadian artists from coast to coast! Step outside to experience the Ontario landscapes of the Group of Seven, learn about Norval Morrisseau's Woodland style, try East coast folk painting like Maude Lewis, and craft trees worthy of Emily Carr's British Columbia forests. Through painting, collage, sculpture, pastels, plein air projects, and more, celebrate the creative Canadians who make our country beautiful!



## Make-up FX & Character Design

COURSE CODE ARTS2231 SECTION 41  
INSTRUCTOR Rhonda Morley Causton  
DATES July 20 – 24, 2020  
FEE \$411.75 (+ \$115 material kit fee payable to the instructor)

Bruising, abrasions, all degrees of burns, severe burn scars, scarring from old incisions or cuts, frostbite, bald cap creation and application, age makeup, breakdown makeup, zombie makeup, glass embedded in the skin, character design, and more will be learned, demonstrated and practiced. Learn to completely transform appearances and create characters using Out of Kit FX makeup. In the film industry many makeup effects are done on set, quickly and effectively, from products in the makeup artist's kit. You will be encouraged to be innovative, creative and bold and you explore how the products work and what they are commonly used for. This exploration will progress to the creation of unique character makeups. Instruction will also address how to sanitize makeup palettes, brushes and equipment, preventing the models' exposure to bacteria, and germs. Discussion will include the importance of continuity on film, as well as other aspects of the film industry as they pertain to the role of the makeup artist.



### Musical Instrument Construction – Intermediate/Advanced

COURSE CODE ARTS1487 SECTION 41  
 INSTRUCTOR Bethany Houghton  
 DATES July 20 – 24, 2020  
 FEE \$411.75 (+ \$20 material fee payable to instructor)

*This course is not suitable for beginners. Prior completion of a minimum of one instrument to a good standard is required.*

Instruction will stimulate the hands and imagination beyond your established competency in instrument fabrication. Begin by setting a logical goal and proceed to make or acquire working drawings. Group seminars will replace demonstrations of basic making and these will progress you to advanced theory and practice of design, as well as the ability to make various instruments.

### Oil Painting – Plein Air Intermediate/Advanced

COURSE CODE ARTS597 SECTION 41  
 INSTRUCTOR John Anderson  
 DATES July 20 – 24, 2020  
 FEE \$411.75 (+ \$10 material fee payable to instructor)

*This course is not suitable for beginners. Oil Painting – Introduction to Plein Air is recommended. Alternatively, contact with the instructor will be arranged by the school.*

Improve and expand your oil painting skills and approach to the landscape as you undertake the particular challenges of painting outdoors. Instruction will help you identify the elements of successful on-location oil painting. Learn the elements of success and the sequence of techniques necessary to complete a finished oil sketch, given the time constraints imposed by outdoor painting. Effective value-based composition and efficient and exciting colour mixing from a limited palette will also be addressed.



Welcoming/overall atmosphere very special.

DAVID HUTTON

### Painting & Collage – Unconventional

COURSE CODE ARTS2165 SECTION 41  
 INSTRUCTOR Rosemary Vander Breggen  
 DATES July 20 – 24, 2020  
 FEE \$411.75 (+ \$30 material fee payable to instructor)

Delve into paint surface treatments and learn new and innovative ways of using collage papers in your painted works, collage as inspiration for painting, and collage as a medium. Practice various techniques and tools for applying acrylic and/or water-colour paint as a surface, alter papers with paint, and explore many paper sources as collage material. With the incorporation of paint, learn colour and composition concepts using found and altered papers as inspiration. Historical and contemporary examples from books and online sources will be referenced. Daily discussions and critiques will inspire discussion and the exchange of ideas. Individuality will be encouraged and all skill levels are welcome.

### NEW! Painting & Drawing – Dynamic Composition

COURSE CODE ARTS2518 SECTION 41  
 INSTRUCTOR Martha Johnson  
 DATES July 20 – 24, 2020  
 FEE \$411.75

*This course is not suitable for beginners. Basic knowledge of drawing and painting in acrylic is required. No oils please.*

All modes of expression – representational, realism, Impressionistic or abstract – are welcome. Improve visual communication skills through the development of working drawings that address major constructs of composition and progress to efficient painting. These exercises will lead to creating larger work that may combine both drawing and painting. Explore dynamic composition through editing, cropping, colour, acrylic mediums, drawing, narrative, contrast, and form. Reverencing masterworks from art history will expand knowledge and the ability to conceptualize ideas into results. You may choose to work in series, with various supports including panel, canvas, and paper. Demonstrations and instruction will include structure, efficient use of materials, concept and content, colour theory, and critiques in a positive and supportive atmosphere.

### Painting with Alcohol Inks – Exploring Surfaces

COURSE CODE ARTS2452 SECTION 41  
 INSTRUCTOR Putzy Madronich  
 DATES July 20 – 24, 2020  
 FEE \$411.75 (+ \$25 material fee payable to instructor)

In a supportive, fun and relaxed atmosphere, learn paint colourful, luminous works of art on ceramic tile, yupo paper, and canvas using alcohol inks. Explore a variety of techniques that will extend beyond experimentation to the creation of beautiful fine art pieces on non-porous surfaces. Instruction will benefit the experienced painters using their skills with an exciting new medium and will also provide an excellent starting point for those who have never painted before.





### Pottery – Composite Construction & Complex Handles

COURSE CODE ARTS2456 SECTION 41  
 INSTRUCTOR Tony Clennell  
 DATES July 20 – 25, 2020 (6 days)  
 FEE \$546.53 includes 3 bag of clay

*This course is not suitable for beginners.*

With a focus on larger than life utilitarian pottery for occasional use, attention will be directed toward details on large casseroles, pitchers, bowls, baskets, and plates so they may be used for celebration and presentation. Sectional or composite construction, where many thrown and hand built pieces are added together to form one vessel, and complex handle forming methods will be explored. Time will allow for assembly as well as surface decoration. Expect to be making work at least two to three times larger than most standard sized utilitarian pieces. Maker's marks and details of process will be the hallmark of finished work. A visual presentation regarding production work will inform discussion and you're invited to bring one of your favourite pieces for critique within the group.

### NEW! Printmaking – Photographic Chine Collé Transfers

COURSE CODE ARTS2508 SECTION 41  
 INSTRUCTOR Stephanie Rayner  
 DATES July 20 – 24, 2020  
 FEE \$411.75 (+ \$50 material fee payable to instructor)

With no previous experience in either printmaking or watercolours, this beautiful medium can provide an enchanting journey into creativity. Learn several methods of using floating washes and saturated pigments of watercolours to pull both delicately colourful and powerfully graphic prints. Images of your choice will be combined within prints that will be transferred to either coloured or traditional Japanese papers and integrated into one work of art. Images for transfer could be your art or parts of, photographs, maps, old letters, or collages of found images you create. Possibilities are wide open, inviting and exciting. Discover how these vibrant, unique, non-toxic prints can be done at home by hand. Instruction is suitable for beginners as well as experienced watercolour printmakers.

### NEW! Quilting – Folds, Pleats, Dimensional Curves & More

COURSE CODE ARTS2493 SECTION 41  
 INSTRUCTOR Albert Cote  
 DATES July 20 – 24, 2020  
 FEE \$411.75 (+ \$40 material fee payable to instructor)

Make the leap from traditional piecing to three-dimensional abstract wall hangings. Using folds, pleats, scrunching, twisting, couching and manipulating techniques sewn onto a backing and finished with simple machine quilting, hand sewing, beading, and string weaving, each piece will be a work of art.

### Sculptural Sheet Metal Forming

COURSE CODE ARTS2373 SECTION 41  
 INSTRUCTOR Georgie Lishman  
 DATES July 20 – 24, 2020  
 FEE \$473.81 includes \$59 material fee

*This course involves the use of hot forges and metal. You must be prepared to work independently with a high level of concentration, physical exertion and mechanical aptitude.*

Learn the basics of fabricated sheet metal sculpture in a hands-on studio environment. With safe practice as the foundation, instruction will provide an introduction to sheet metal shaping, cutting, forging, and welding. Accomplish shaping with impact hammers, rollers, swage blocks, and punches. Cutting techniques will include shears, cold chisels, grinders, and a plasma torch. Basic forging will involve the use of hammers, anvils, swage blocks, and vices. Upon creation of the pieces to be assembled, you will learn basic MIG, stick, and torch welding techniques. There will be project plans available, or you may bring your own. Please consult the instructor before the course to determine manageability of your design if you plan your own. Contact information is available on the material list.

### Silversmithing/Metalsmithing/Jewellery Open Studio

COURSE CODE ARTS1995 SECTION 41  
 INSTRUCTOR Todd Jeffrey Ellis  
 DATES July 20 – 24, 2020  
 FEE \$411.75

*This course is suitable for all skill and experience levels. You must consult with the instructor prior to class in order to arrive with the appropriate material for your unique project. Contact information is available on the material list.*

A supportive, open studio concept will enable you to experience the wide variety of projects that metalworking techniques can be used for. From raising a vessel of sterling silver or copper, forming bangles and sculptural jewellery, to embellishing mild steel components of bicycles and motorcycles, the possibilities are boundless. Beginners are welcome and experienced students will be accommodated with appropriate challenge and guidance. Working one on one with the instructor, you will be guided to bring the metal forming project you choose to an exciting functional conclusion.



Thank you for offering these great courses!

CHRIS HAMILTON

## **NEW!** Spinning Beyond the Basics: Twist, Grist & Texture

COURSE CODE ARTS2490 SECTION 41  
INSTRUCTOR Elizabeth Abbott & Beth Showalter  
DATES July 20 – 24, 2020  
FEE \$411.75 (+ approx. \$50 material fee payable to instructor)

*This course is not suitable for beginners.*

Explore beyond the basics of designing handspun yarns. Raid your stash and bring a variety of special and favourite fibres to create a variety of yarns and for use in class. Begin by learning to purposefully alter the twist and grist using both provided fibres and those from your stash and progress to designing with a focus on textural and simple novelty yarn techniques. Further instruction will focus on individual guidance in designing and sampling a variety of yarns for specific end uses. Some fibre preparation tools will be available for use.

## **Watercolour Painting – Big Skies, Clouds & Landscapes**

COURSE CODE ARTS1665 SECTION 41  
INSTRUCTOR Marta Scythes  
DATES July 20 – 24, 2020  
FEE \$411.75 (+ \$2 material fee payable to instructor)

*This course is not suitable for beginners. Instruction is suitable for intermediate painters with a basic knowledge of materials and fundamental painting skills.*

Interpret the drama and beauty of the Ontario landscape and dynamic skies while taking creative risks and exploring new territory. Flat, graded, and variegated washes and dry brush technique will be reviewed and challenged. Learn methods of painting on hot and cold-pressed paper, with different moisture content (wet on dry, damp, and wet), to achieve various edges and dramatic blending effects. With colour theory central to exercises, learn to mix intermediates and neutrals from pure primary colours, unifying your work. Discover pigment interactions when mixing colours, based on watercolour paint's physical properties. Study will include naming and depicting several cloud formations and how light, water and wind define their shape. A variety of weather conditions will be considered while interpreting the seasons. Discussions will include composition choices to inform pleasing proportions in design, and aerial perspective will be employed to create the illusion of atmospheric, pictorial depth.

## **Watercolour Painting – Experimental**

COURSE CODE ARTS250 SECTION 41  
INSTRUCTOR Kal Honey  
DATES July 20 – 24, 2020  
FEE \$411.75 (+ \$20 material fee payable to instructor)

Challenge your preconceptions about what constitutes a watercolour painting and how it might be created. Through both set and self-directed exercises, you will be encouraged to be as adventurous as possible in your media combinations, methods and subject matter. Group discussion and personal attention will enable you to better understand and develop your artistic vision. If you're already excited about your current direction – develop it, push it further. If you're stuck – become unblocked in a creative, non-threatening environment. If you're just beginning, explore the vast array of options and start to find your path and your voice. This course is both haven and launching point: personal expression and direction are paramount, and at every turn you will be encouraged to hear and trust your inner compass in boldly exploring new directions. All levels and abilities are welcome – you need only an open mind and an adventurous spirit.



## **Youth Archery & Fencing**

COURSE CODE ARTS1522 SECTION 41  
INSTRUCTOR Brad Sherwood  
DATES July 20 – 24, 2020  
FEE \$301.20 (+ \$40 material fee for equipment rental payable to the instructor)

*This course is open to youth from 10 to 13 years of age.*

*The ability to lift 25 lbs is required to be able to draw the bowstring.*

Fencing and archery are two distinct arts that develop mental focus, physical coordination, patience, discipline and technical skill. This course will introduce you to both activities in a safe and enjoyable way. In the morning you will learn basics of fencing – footwork, techniques and rules. In the afternoon, archery will involve proper shooting technique, bow knowledge and care. Through demonstrations, coaching, games and friendly competition, you will have the opportunity to develop an appreciation and ability in these disciplines.

## **NEW! Youth/Teen Sculpture**

COURSE CODE ARTS786 SECTION 41  
INSTRUCTOR Toni Caldarone  
DATES July 20 – 24, 2020  
FEE \$301.20 (+ \$20 material fee payable to instructor)

*This course is suitable for youth and teens from 10 to 18 years of age.*

Create a three-dimensional, large-scale sculpture; perhaps an abstracted creature, a wonky animal, weird architecture, or real-life object? You choose! Interesting materials like driftwood, hardwood, wires, plastics, Styrofoam, cardboard, baubles and bits, fabric, paints, and much more will be available.

## SATURDAY, JULY 25, 2020

### Alcohol Inks on Tiles Workshop

COURSE CODE ARTS2355 SECTION 41  
INSTRUCTOR Putzy Madronich  
DATES July 25, 2020  
FEE \$128.07 (+ \$5 material fee payable to instructor)

Learn to paint colourful, luminous works of art on ceramic tile using alcohol inks. Explore techniques that will take you beyond abstract experimentation to creating beautiful fine art pieces. This workshop is a great starting point for those who have never painted before and also suits experienced artists who would enjoy learning an exciting new medium.

### NEW! Anatomy of the Portrait Workshop

COURSE CODE ARTS2524 SECTION 41  
INSTRUCTOR Stephen Tulk  
DATES July 25, 2020  
FEE \$128.07

There's more to faces than features. Understanding the geometry of the skull is a significant first step toward building a convincing portrait. Also, an appreciation of how facial features are constructed and put in motion by facial muscles can be useful for keeping the sustained portrait drawing lively. This workshop will address the basic anatomy of the face and neck, including muscles of facial expression, and variations of the skull.

### NEW! Bring Play Back into Your Practice Workshop

COURSE CODE ARTS2527 SECTION 41  
INSTRUCTOR Rebecca Reynolds  
DATES July 25, 2020  
FEE \$128.07 (+ \$5 material fee payable to instructor)

Reconnect to the joy of creating and be inspired by new, fun ways of making in a relaxed, welcoming environment. Ideal if you're not taking risks in your creative practice, are in a rut, or are falling back on tried and true techniques that get great results but don't provide artistic growth, you will push beyond your comfort zone as you explore a new approach to mark-making.

### Dinnerware – A Serving of Surface Decoration Workshop

COURSE CODE ARTS2546 SECTION 41  
INSTRUCTOR Lisa Barry  
DATES July 25, 2020  
FEE \$128.07 (+ \$50 material fee payable to instructor)

Learn a variety of pottery surface decoration techniques and processes on premade dinnerware pieces. Explore ornamentation on a variety of clay objects, making each piece unique. This hands-on workshop focuses on pattern, colour, and creativity. Come with inspired imagery and put your ideas onto fine crafted plates and bowls. All pieces will be fired and returned within two weeks.



**Wonderful diverse selection of advanced courses! Keep up great work!**

MELISSA CAIT

### NEW! Drumming for Wellbeing Workshop

COURSE CODE ARTS2548 SECTION 41  
INSTRUCTOR Linda Lee Purvis  
DATES July 25, 2020  
FEE \$128.07 (+ rental fee for instruments, payable to the instructor. See material list.)

Humans have drummed for millennia, and now modern studies are confirming what the ancients have known all along: drumming is powerful. In addition to its ability to engage non-verbal communication and create community, drumming can have a positive impact on health and well-being. It can strengthen and support cognitive development; ease anxiety, depression and stress; build confidence and inspire social interaction, and frankly, playing a drum is just plain fun! Learn to use the drum, as well as a variety of other hand percussion instruments, to enhance the texture of rhythmic exploration for personal expression, communication, connection, and playfulness. No prior musical experience is required. Please bring a drum (African djembe preferred). A limited number of drums are available to rent with a minimum of 10 days advance notice.

### Glass Flamework Workshop

COURSE CODE ARTS699 SECTION 41  
INSTRUCTOR Brad Sherwood  
DATES July 25, 2020  
FEE \$128.07 (+ approx. \$30 material fee, depending on projects chosen, payable to the instructor)

Flameworking is a method for shaping through the use of a torch. You heat glass to a molten state and then sculpt, blow and manipulate it, creating highly detailed and colourful objects. You will learn the basics of operating a flameworking torch safely and see demonstrations in the tools and techniques of bead making and small glass sculpture. Additionally, you'll have the opportunity for hands-on practice, creating a number of small flameworked objects. There will also be discussion regarding some of the possibilities in pursuing flameworking further. Using a torch is a relatively inexpensive way for you to work with molten glass and is commonly set up in home studios. This workshop is intended to provide an introductory experience for this exciting medium. No previous glass experience is necessary.

### Jewellery – Forged Bangle Workshop

COURSE CODE ARTS781 SECTION 41  
INSTRUCTOR Todd Jeffrey Ellis  
DATES July 25, 2020  
FEE \$128.07 (+ \$25 to \$50 material fee, depending on projects chosen, payable to the instructor)

Learn the process of moving metal to create a dimensional sterling silver bangle. Whether you're a beginner or an experienced metalsmith, your hammering skills will get a work-out in this intensive, informative workshop! Sterling silver will be available for purchase from the instructor as bangle dimensions will vary depending on the size and width of the finished piece.

### Sashiko Workshop

COURSE CODE ARTS1555 SECTION 41  
INSTRUCTOR Harriet Boon  
DATES July 25, 2020  
FEE \$128.07 (+ \$20 material fee payable to instructor)

Sashiko (little stabs) describes a traditional mending/quilting technique of northern Japan. Historically evolved to meet the needs of the people in the poor and cold region, it has now become fashionable. Stitching most often incorporates heavier white thread on indigo dyed cotton. Learn basic Sashiko stitching techniques, explore pattern development and create a sampler: a collection of coasters, small trendy gift bags, or a 15-inch cushion top. Sashiko is a quiet, contemplative technique of stitching or quilting that encourages a Zen-like state.



**JULY 27 TO 31, 2020**

### **Acrylics – Glazing & Encaustic Effects**

COURSE CODE ARTS2287 SECTION 41  
INSTRUCTOR Kim-Lee Kho  
DATES July 27 – 31, 2020  
FEE \$411.75 (+ \$85 material fee payable to instructor)

From the Old Masters to cutting-edge contemporary artists, the use of transparent paint glazes is a tradition that has come a long way. In this process and materials-based course you will learn the language of transparent colour in acrylics, how to mix and work with glazes, which mediums to use when, and the importance of dilution, sheen and thickness. Glazing will be complemented with the rich textures and translucent depth of encaustic effects in acrylics. In structured exercises and your creative explorations, you will work with layering, blending, painterly marks, impasto surfaces and combine acrylics with other media to create depth and invite light into your paintings.

### **Acrylics – Trees, Rocks, Water & Sky**

COURSE CODE ARTS2350 SECTION 41  
INSTRUCTOR Mary Intven Wallace  
DATES July 27 – 31, 2020  
FEE \$411.75

Bring the outside in as you paint the skies, trees, hills and waterways of our iconic Canadian landscape. Reference images will be used to select a scene, organize an effective composition, apply a simple value scale, and choose a colour harmony for each of your acrylic paintings. Lessons, demonstrations, and step-by-step painting exercises will provide successful strategies for painting the elements of the outdoors. Develop your artistic fluency with techniques that depict atmospheric perspective, water and its reflections, skies that are powerful or peaceful, rugged rocks, and trees of the Canadian landscape. Put all this together to paint a personal perception of your natural surroundings. Individual attention and daily discussions in a supportive studio environment will help to evolve your unique painting style. Reference landscape photos will be available, but you are welcome to bring your own. Instruction is suitable for beginners as well as experienced painters. Connecting with nature is good for your heart and great for your art!

### **Alla Prima – Direct Painting**

COURSE CODE ARTS2340 SECTION 41  
INSTRUCTOR Ljubomir Ivankovic  
DATES July 27 – 31, 2020  
FEE \$411.75

*This course is not suitable for beginners. An awareness of value relationships and colour mixing is required.*

Alla prima, also known as direct painting or wet-on-wet oil painting, is an Italian term meaning “at first.” Entire paintings are completed in one or two sessions, using the technique, without waiting for the paint layers to dry completely. The charm of alla prima is that it retains the fresh and spontaneous feelings that come as you paint. It seems the most intuitive way to paint. The alla prima process begins with thinned oil paint for drawing. Spots of colour are then placed over the painting and filled in. Some paintings will be completed with just one layer and others may use multiple layers. The Impressionist movement made extensive use of this oil painting technique and is responsible for much of its popularity.



### **Animals in Art**

COURSE CODE ARTS996 SECTION 41  
INSTRUCTOR Jay Dampf  
DATES July 27 – 31, 2020  
FEE \$411.75

Our artistic history began with the portrayal of animals on cave walls and the importance of our connection to the natural world is just as relevant today. Whether you are working at a beginner or more advanced level of skill, you will explore that history in the mediums and the styles of your choice. This hands-on course is an excellent opportunity for those in need of individual attention and easy going, step-by-step instruction in the physical, practical production of animal art. In addition to individual attention, you will learn a great deal from the demonstrations given to others in their styles and mediums. Skills learned can be applied to much more than the depiction of nature and animals. The instructor recommends that potential students contact him prior to the course. Your experience will be enhanced in specifics regarding mediums, supplies and personal projects can be discussed.



**Very supporting – positive feedback.  
Instructors very supportive.**

DOUG COULTER



### Bird Carving – Beginner/Intermediate

COURSE CODE ARTS1614 SECTION 41  
 INSTRUCTOR Warren Townsend  
 DATES July 27 – 31, 2020  
 FEE \$411.75 (+ \$30 material fee payable to instructor)

Project: Miniature Peregrine Falcon with suitable base.

Learn and develop bird carving, texturing and painting techniques. While much of the carving will be done with power carving tools, instruction will be available if you prefer to work with a knife for general shaping. Feather detailing will be accomplished with power and wood burning tools. Instruction in applying acrylic paints will enable you to render the plumage and unique markings of the project bird. Degree of completion will depend upon skill level. Instruction is suited for beginners and will provide interesting opportunities for intermediate and advanced carvers as well.

### Bladesmithing

COURSE CODE ARTS2032 SECTION 41  
 INSTRUCTOR Jeff Helmes  
 DATES July 27 – 31, 2020  
 FEE \$411.75 (+ \$100 material fee payable to instructor)

Create a hand-forged, hand-finished knife using simple tools. Instruction will cover forging, heat-treating and finishing, as well as assembling a handle using a variety of natural materials.

### **NEW!** Contemplative Photography: Ways of Seeing Topics

COURSE CODE ARTS2507 SECTION 41  
 INSTRUCTOR John McQuade  
 DATES July 27 – 31, 2020  
 FEE \$411.75

Topics: People in various contexts and visual assemblage as Modern Art

Every good image begins with seeing. When eye and mind are in the same place at the same time, your vision is clear, and your images will be simple, strong and vivid. Above and beyond strong images, this experience of synchronization is part of the joy of photography. This is contemplative photography. Instruction addresses clear seeing, photographic assignments, and image reviews. Selected fields of visual exploration are explored and are detailed above. No photography experience is required, but you are required to bring a digital camera (a point and shoot or a good phone camera is acceptable).

### Fibres, Feelings & the Creative Path

COURSE CODE ARTS2458 SECTION 41  
 INSTRUCTOR Ardath Finnbogason-Hill  
 DATES July 27 – 31, 2020  
 FEE \$411.75 (+ \$10 material fee payable to instructor)

*A basic understanding of simple knitting is required but you won't need to read patterns.*

Every woman and woman-identified has a life story that can be defined as a complex tapestry woven from the textures of experience and the colours of change. Sharing time with other women and woman-identified individuals in a safe and supportive space, gather ideas and techniques through writings, poetry and stories. As a knitter, stretch your imagination and experience a unique artistic process in the creation of a beautiful wearable art shawl – a “wisdom wrap.” Without the confines of a pattern, use different sized needles, strips of favourite fabrics, natural and synthetic yarns, feathers, fur, shells, stones, jewellery, and other meaningful materials in an exploration of the creative process through the use of colour, texture and story. Discover and rediscover your innate creativity through ongoing freedom to ‘be with’ varying fibres, textures, colours and stitches. Trust your imagination and be inspired by the natural surroundings, through the use of story and music, and by the reality of endless possibilities. Instruction is suitable if you can not knit, purl and cast on stitches.





### Glass Flamework Techniques

COURSE CODE ARTS1760 SECTION 41  
 INSTRUCTOR Brad Sherwood  
 DATES July 27 – 31, 2020  
 FEE \$411.75 (+ approx. \$100 material fee, depending on projects chosen, payable to the instructor)

Flameworking is a method of shaping glass through the use of a torch. Glass is heated to a molten state and you then sculpt, blow and manipulate it, creating highly detailed and colourful glass objects. This course will provide you with a fundamental understanding of glass through the processes of flameworking. Beginning with the safe and comfortable operation of equipment, you will quickly progress to methods of shaping and constructing using a variety of tools and techniques. Working with a range of glasses, you will gain a solid foundation in flameworking practice that will allow for progression beyond the basics. Through lectures, demonstrations and hands-on practice, instruction will cover introductory methods of shaping and manipulating molten glass to advanced constructions, including blowing glass and the use of moulds. You are encouraged to bring an open mind and ideas that you would like to develop in glass. No previous glass experience is necessary.

*This course will run simultaneously with Glass Flamework Techniques II. Please clearly indicate which course you are registering for.*

### Glass Flamework Techniques II

COURSE CODE ARTS1761 SECTION 41  
 INSTRUCTOR Brad Sherwood  
 DATES July 27 – 31, 2020  
 FEE \$411.75 (+ approx. \$100 material fee, depending on projects chosen, payable to the instructor)

*This course is not suitable for beginners.*

Building on basic methods and techniques you will learn advanced methods of flameworking design, construction and colour application. Develop skills to create advanced blown forms and multicomponent constructions. This course will consist of a review of studio safety and torch operation, demonstrations, lectures and hands-on practice. You are encouraged to bring ideas of projects you would like to achieve.

*This course will run simultaneously with Glass Flamework Techniques. Please clearly indicate which course you are registering for.*

### Harp Level I

COURSE CODE ARTS1844 SECTION 41  
 INSTRUCTOR Maureen McKay  
 DATES July 27 – 31, 2020  
 FEE \$411.75 (+ \$5 material fee payable to instructor)

*No previous musical experience is required.*

Enjoy a comprehensive introduction to this beautiful instrument as you learn the fundamental techniques for playing the harp in a relaxed, supportive and inspiring environment. In addition to individual and group instruction, you will gain an appreciation of the rich history of harp playing. Discussion will address different types of harps and what to look for if interested in buying or renting a harp, as well as basic tuning and maintenance of the instrument. Instruction will include opportunities to begin to experience ensemble playing, an introduction to arranging music for the harp, the fun of improvisation and composition at the harp, and guidance with accompanying other instruments. If you own a harp you are encouraged to bring it – harps will be properly and securely stored. There will be harps available for rent at \$20 for the week.

### Indigo & Shibori

COURSE CODE ARTS1302 SECTION 41  
 INSTRUCTOR Harriet Boon  
 DATES July 27 – 31, 2020  
 FEE \$411.75 (+ \$40 material fee payable to instructor)

For centuries indigo has been the used worldwide, from clothing for workers to regal garments. Learn techniques to create indigo vats for dyeing fabrics a variety of shades of blue. Instruction will also include a green indigo vat. Explore Japanese resist methods of clamping, stitching and binding – patterning known as Shibori. The fascinating history and culture of indigo will also be explored.

### Intuitive Abstract Painting

COURSE CODE ARTS2112 SECTION 41  
 INSTRUCTOR Sue A. Miller  
 DATES July 27 – 31, 2020  
 FEE \$411.75 (+ \$10 material fee payable to instructor)

Of value to both beginners and intermediate painters, intuitive painting is an opportunity to learn about you as opposed to learning specific techniques and creating specific products. Playful exploration with acrylic or oil paint as well as the use of other tools and materials will aid in the creative process and tap into your authentic creative self. While loose and free, intuitive painting still lends itself to consistency. Instruction will also address the utilization of sources of inspiration to create a consistent body of work.

### **NEW!** Jewellery – Advanced Techniques

COURSE CODE ARTS2503 SECTION 41  
 INSTRUCTOR Michaela Wolfert  
 DATES July 27 – 31, 2020  
 FEE \$411.75

*This course is not suitable for beginners.*

Designed for intermediate/advanced metalworkers aspiring to move beyond existing jewellery-making skills, instruction and the guidance of a master goldsmith, will focus on a mutually agreed-upon project that will challenge capabilities and expand knowledge. Small class size will ensure a productive studio environment and individual attention. Pre-course discussions about the nature of the project will ensure appropriate material and supply availability (sterling silver, gold, gems stones). Material fee varies depending on project chosen.



## Jewellery – Mixed Metals, Patinas & Cold Joins

COURSE CODE ARTS1929 SECTION 41  
INSTRUCTOR Vicki Sharp  
DATES July 27 – 31, 2020  
FEE \$411.75 (+ \$100 material fee payable to instructor)

Etching, patinas and cold joins are one of the strongest trends in metalworking. Cut, punch, hammer, layer, rivet, etch, patina, and texture metals using techniques that tend to be looser and more forgiving than some processes. Beginning with raw sheet metal copper, brass and sterling silver, transform these metals into beautiful and sometimes edgy jewellery. Learn about many jewellers' tools and techniques through playful experimentation and exploration. Mistakes often wind up being a wonderful journey to the unexpected. Previous experience with metals would be helpful but isn't necessary.

## Kids' Art Through the Ages

COURSE CODE ARTS2267  
INSTRUCTOR Hannah Strand  
DATES July 27 – 31, 2020  
FEE \$124.35 (+ \$25 material fee payable to instructor)  
AGE GROUPS SECTION 41: 9am–noon, 4 (as of Jan. 1) to 8 years old  
SECTION 42: 1–4:30pm, 8 to 10 years old

Become a time-travelling artist! Create your way from the prehistoric age up to modern day, stopping along the way to explore cave painting, Mesopotamian mosaics, Japanese origami, Renaissance painting, the Impressionists, and Modern Art. Explore a variety of techniques including painting, pastels, plain air, papercraft, mixed media and sculpture during your trip through time!

## Kids' Under the Sea

COURSE CODE ARTS1424  
INSTRUCTOR Rebecca Reynolds  
DATES July 27 – 31, 2020  
FEE \$124.35 (+ \$20 material fee payable to instructor)  
AGE GROUPS SECTION 41: 1–4:30pm, 4 (as of Jan. 1) to 8 years old  
SECTION 42: 9am–noon, 8 to 10 years old

Plunge into an underwater art adventure! In this week of watery wonderful fun, you'll be creating colourful creatures of the deep, like huge tropical fish and dangly jellyfish to hang from the ceiling! Hop onboard a yellow submarine to explore the mysteries found beneath the waves. Then you'll end the week by diving into a party on the bottom of the sea!



## Music – An Introduction to Home Recording

COURSE CODE ARTS2459 SECTION 41  
INSTRUCTOR Nicholas Russell  
DATES July 27 – 31, 2020  
FEE \$411.75 (+ \$35 material fee payable to instructor)

Beginning with a demo or musical idea, this project-based course will give you the foundational skills of recording, mixing, producing and sharing your music using low or no-cost tools from home. Instruction suits the musician with no recording experience as well as those with some experience, looking to expand the scope of their home productions. Emphasis will be given to hands-on time capturing the best takes of your playing, and working with your mix. Beyond the technical side of digital audio recording, aspects of the process such as cultivating musicianship skills, feeling confident about your takes, and how to communicate your particular style through your recordings and other media will be discussed. Please bring your instrument(s).

## NEW! Painting Collage – 3 Dimensions

COURSE CODE ARTS2501 SECTION 41  
INSTRUCTOR Rosemary Vander Breggen  
DATES July 27 – 31, 2020  
FEE \$411.75 (+ \$35 material fee payable to instructor)

Investigate how collage and assemblage can change your exciting 2-D to 3-D designs. Challenge yourself with paper folding, building with wood and cardboard, and adding found or collected items. Paint, collage and glue – building to 3 dimensions. Instruction includes daily discussions regarding historical references and group sharing of experiences.

## NEW! Paper Mache Sculpture

COURSE CODE ARTS164 SECTION 41  
INSTRUCTOR Victoria Wallace  
DATES July 27 – 31, 2020  
FEE \$411.75 (+ \$40 material fee payable to instructor)

Learn how to design and build paper maché sculptures. From the construction of wire and tape armatures/models to the preparation of materials and paste, create beautiful three-dimensional works of art through to the finished stage of painting. Instruction is suitable for beginner to professional artists.

## Plein Air Landscape Painting – Introductory

COURSE CODE ARTS2035 SECTION 41  
INSTRUCTOR Sam Paonessa  
DATES July 27 – 31, 2020  
FEE \$411.75

Engage in the fundamental aspects of painting outdoors while exploring the artistic and creative opportunities of the landscape. Instruction will address painting principles such as tone, colour, form, texture and composition. Demonstrations, individual attention, and encouragement will increase your creative confidence and style. This course is suitable whether you have limited painting and drawing experience or if you are an experienced painter planning to develop skills further. You are invited to work with acrylic or oil paint in an environment that encourages individual freedom and expression. Weather permitting, the majority of class time will be held outdoors.

## Courses for Kids, Youth and Teens

All course names for our younger artists start with 'Kids,' 'Youth' or 'Teen,' depending on the age requirement.

We've made some changes to the age groups  
– please register accordingly.

See page 95 for more information.

## Portraiture – Drawing & Painting

COURSE CODE ARTS1834 SECTION 41  
INSTRUCTOR Marta Scythes  
DATES July 27 – 31, 2020  
FEE \$411.75 (+ \$2 material fee payable to instructor)

*This course is suitable for all skill levels, but some previous painting experience is recommended.*

Learn the underlying anatomical structures that make up the human face, head and neck before studying individual facial features in detail. Preliminary seeing exercises will be introduced to achieve likeness of character and keenly observe proportion. Basic drawing and painting techniques will be demonstrated and applied to depict the different lines, shapes and planes that form the head and face in various lighting scenarios. Composition, colour theory and mixing, and simple perspective will be addressed as they apply to portraiture. Male and female models will be studied for comparative analysis. Instruction will include daily demonstrations and ongoing feedback. The course is designed to impart a fundamental knowledge of portraiture and to build confidence, enabling you to continue to pursue this discipline.

## Pottery – Sculpture & Smoke Firing

COURSE CODE ARTS2454 SECTION 41  
INSTRUCTOR Frith Bail  
DATES July 27 – August 1, 2020 (6 days)  
FEE \$552.26 includes 2-1/2 bags of clay (+ \$10 material fee payable to instructor)

*Not all pieces will be fired during this course.*

Explore the ancient technique of smoke firing in a contemporary way. Discover the painterly effects of burnishing, fire, smoke and naturally found materials. Instruction will encourage the development of personal artistic language and the creation of meaningful work. The dramatic and unpredictable results of sawdust firing will initially be explored with tiles and maquettes to demonstrate possibilities for the sculptural pieces. Several pieces will be completed. All skill levels are welcome.

## Pottery Throwing Camp – Intermediate/Advanced

COURSE CODE ARTS735 SECTION 42  
INSTRUCTOR Rene Petitjean  
DATES July 27 – 31, 2020  
FEE \$480.42 includes 3 bags of clay

*This course is not suitable for beginners.*

Have you ever wished you could spend several days just focusing on increasing your throwing skills? Do you feel that you have 'hit the wall' in terms of being able to throw...more efficiently, bigger pieces, more consistently, looser pots, tighter pots? This course will encourage and challenge you to learn new throwing techniques, increase your throwing skills, and practice, practice, practice. Throwing is a physical skill. It requires proper technique, good tools, and proper care of your body. Through a series of demonstrations, specific exercises, class discussions, inspirational videos, and lots of wheel time, you will have the opportunity to increase your throwing skill as well as develop a personal practice of pot-making. A pug-mill will be available to make reclaiming clay as easy as possible. It is not the intent of this course to cover glazing and firing. One bisque firing may be done to ease the transport of 'trophy pots'. A limber sense of humour and a willingness to cut pots in half will make the week much more enjoyable.

## Printmaking – Advanced Watercolour Monotype

COURSE CODE ARTS1228 SECTION 41  
INSTRUCTOR Stephanie Rayner  
DATES July 27 – 31, 2020  
FEE \$411.75 (+ \$20 material fee payable to instructor)

*This course is not suitable for beginners.*

This advanced level course will explore the wilder shores of watercolour printmaking. Build on the skill base you obtained during the previous monoprint classes to explore exciting experimental and innovative techniques involving such options as large plates, multiple layers of paper and pigments, the use of chine colle and unusual papers for both printing and integration into the work of art. While advancing and combining these mediums many unique options will become apparent for exploration and development. There will be emphasis and support for the research and risk taking necessary to expand your own artistic vision.



A great variety of art experiences.

ROGER HARRIS



## **NEW!** Quilting – I Have Something to Say

COURSE CODE ARTS2504 SECTION 41  
INSTRUCTOR Bill Stearman  
DATES July 27 – 31, 2020  
FEE \$411.75 (+ \$20 material fee payable to instructor)

*This course is not suitable for beginners as it is not a 'learn to quilt' class. Instruction suits confident beginners to advanced quilt makers.*

Quilts are often about more than just being pretty and functional. They can make a statement. Arrive prepared to be a motivator, an activist, a troublemaker, an instigator, a supporter. Just have something to say! The role of words on quilts, from an historical and a contemporary perspective, will be examined and a variety of word-making techniques practised; including commercial patterns, improv pieced, paper pieced, stitched and printed into fabric, stencils traced for raw edge applique, trapunto and reverse applique. Create a sampler quilt using several techniques; a quilt with something to say.

## **Screenwriting Fundamentals – The Short Screenplay**

COURSE CODE ARTS2457 SECTION 41  
INSTRUCTOR Hope Thompson  
DATES July 27 – 31, 2020  
FEE \$411.75

Before Lights, Camera, Action! there's the screenplay – the essential blueprint of cinematic storytelling. This course provides an introduction into the art and craft of screenwriting with a specific focus on the short screenplay. Through informal lectures, screenings, group discussion and in-class exercises, learn the fundamentals of narrative screenwriting, such as three-act structure, character, theme, plot, subplot, dialogue, and subtext. A process-oriented course, you will develop an original idea with the goal of completing the first draft of a 5-10 minute screenplay by the end of the course. No prior screenwriting experience is necessary.

## **NEW!** Soft Pastels & Mixed Media

COURSE CODE ARTS2540 SECTION 41  
INSTRUCTOR Helen McCusker  
DATES July 27 – 31, 2020  
FEE \$411.75 (+ \$15 material fee payable to instructor)

Versatile, resilient, and almost pure pigment, pastels reflect the light like a prism and can satisfy any creative drive. Whatever your preferred subject matter when drawing with pastels, learn to push your drawings to new heights using a variety of techniques, surfaces, and different kinds of soft pastels. Learn to create customized supports tailored to your expressive needs, to incorporate pastels into mixed media works, and how to layer them into impasto-like paintings. Instruction will provide a sound basis in drawing skills and colour knowledge, which can be applied to other mediums as well. Drawing sessions will be conducted both in-studio and outdoors, weather permitting.



**Very friendly support staff,  
wonderfully talented teachers.**

RANDI BERMAN



## **SoulCollage®**

COURSE CODE ARTS2128 SECTION 41  
INSTRUCTOR Elise Laviolette  
DATES July 27 – 31, 2020  
FEE \$411.75 (+ \$20 material fee payable to instructor)

Using collage, discover a playful and profound approach to self-discovery, self-expression, and self-compassion. Originated by Seena Frost, SoulCollage is a process of playing with images to create a deck of cards with deep personal meaning. In combination with other expressive art forms such as poetry, journaling, music, movement, and storytelling, incorporate the use of SoulCollage cards to deepen your connection with yourself and your inner wisdom. This course will be of interest to professionals seeking another skill set or to those who are looking for time and space to reflect, create, and "come home to self". No artistic experience or skill is required.

## **Stained Glass – Introductory**

COURSE CODE ARTS211 SECTION 41  
INSTRUCTOR Wendy Ladurantaye  
DATES July 27 – 31, 2020  
FEE \$411.75 (+ \$60 material fee payable to instructor)

Stained glass is an exciting medium that uses light and colour to create delicate or dramatic, whimsical or practical results, regardless of your artistic abilities or experience. Basic history, design considerations, and techniques will be introduced as safe working practices and skills are developed. The material fee will cover the cost of the first two directed projects. Start with a sun catcher, using the foil method, and progress to the construction of a small panel, while discovering the considerations and limitations of the leaded method. Then, in a relaxed environment and with individual support, choose a larger, more complex project, working at your own pace and ability. Consider a larger panel, a small lamp, jewellery box, clock, or sculpture. Additional materials and supplies will be available for purchase. Additional costs are determined by projects chosen.

*This course will run simultaneously with Stained Glass – Intermediate. Please clearly indicate which level you are registering for.*





### Stained Glass – Intermediate

COURSE CODE ARTS213 SECTION 41  
 INSTRUCTOR Wendy Ladurantaye  
 DATES July 27 – 31, 2020  
 FEE \$411.75

*This course is not suitable for beginners.*

This course will challenge you to progress beyond good basic skills. Create an original design, use glass efficiently and effectively, and perfect skills and techniques using your choice of either the appropriate foil or lead came method. Safe studio practices will be emphasized as you work at your own pace and ability with individual support in a relaxed environment. Structure, reinforcement, the process of repairing stained glass, and use of rondels, bevels and clusters will be covered. Cost is determined by projects chosen.

*This course will run simultaneously with Stained Glass – Introductory. Please clearly indicate which level you are registering for.*

### Woodworking – Intermediate

COURSE CODE ARTS271 SECTION 41  
 INSTRUCTOR Sarah Rose Woods  
 DATES July 27 – 31, 2020  
 FEE \$411.75 (+ \$275 material fee payable to instructor)

Project: Dovetailed box and small cabinet.

*This course is not suitable for beginners. The ability to perform a variety of core woodworking activities and comfortably use hand and power tools such as a table saw, jointer, and planer is required.*

Learn formative fine woodworking skills with an emphasis on wood movement and joinery techniques. Become comfortable using equipment ranging from large power to small hand tools requiring controlled movements and good fine motor skills. Instruction will review safety and cover the biological composition of wood, lumber selection, accurate marking and measuring, material processing, and wood construction, as well as best practices of finishing. A broad variety of techniques and processes will be addressed, and skills learned are easily transferable to a variety of furniture styles and hands-on projects.

### Youth/Teen Metal Jewellery Arts

COURSE CODE ARTS395 SECTION 41  
 INSTRUCTOR Susan Watson Ellis  
 DATES July 27 – 31, 2020  
 FEE \$301.20 (+ \$45 material fee payable to instructor)

*This course is open to youth and teens from 10 to 18 years of age.*

You will be surprised at how easy it is to create things as intricate looking as the King's or Twist Chain. Learn these techniques and other skills to create current jewellery styles. After mastering the basics, cut, saw, form and decorate various metals into unique creations. As skills increase, you will start to develop designs for bracelets, cuffs, pendants, earrings, rings, key rings or chains. Decorate and personalize with beads, and tumbled stones.

### Youth/Teen Movie Making

COURSE CODE ARTS1825 SECTION 41  
 INSTRUCTOR Greg Sadlier  
 DATES July 27 – 31, 2020  
 FEE \$301.20 (+ \$20 material fee payable to instructor)

*This course is open to youth and teens from 10 to 18 years of age.*

Learn how to tell and show a great video story. From writing a script, creating a storyboard and shot list, using a video camera, and digitally editing your movie, you'll produce a short movie that will be screened at the Friday afternoon Film Festival. The final product will be a USB stick collection of the movies. Previous experience is not required, and all equipment will be provided. Many videos from past courses have been finalists at the Toronto International Children's Film Festival. You will create a character profile movie as well as work on a team story. No use of profanity or violence will be allowed.

## SATURDAY AUGUST 1, 2020

### NEW! Glass Flamework – Pipe Workshop

COURSE CODE ARTS2529 SECTION 41  
 INSTRUCTOR Stephanie Hitchcock  
 DATES August 1, 2020  
 FEE \$128.07 (+ \$30 material fee payable to instructor)

Learn to use flameworking torches and tools safely in this introduction to flameworking basics. Solid dabbing tools and mib and marble attachments will be demonstrated and instruction will include blowing and shaping a hollow spoon pipe, with colour application. No previous experience is necessary.



**AUGUST 3 TO 7, 2020**

### Acrylic Painting & Mixed Media Collage Open Studio

COURSE CODE ARTS2437 SECTION 41  
INSTRUCTOR Rose Pearson  
DATES August 3 – 7, 2020  
FEE \$411.75

*This course is not suitable for beginners.*

Individual instruction will support and challenge you to further develop your vision and artistic practice. This studio opportunity is structured around your consultation with the instructor-as-mentor on materials, techniques, ideas, and process of vision-to-execution, to create your own body of work. Assess the evolution of your work in self and group critiques.

### Blacksmithing

COURSE CODE ARTS38 SECTION 41  
INSTRUCTOR Rene Petitjean  
DATES August 3 – 7, 2020  
FEE \$577.37 includes \$158 initial material fee

*This course involves the use of hot forges and metal. You must be prepared to work independently with a high level of concentration, physical exertion and mechanical aptitude.*


Learn the basics of blacksmithing in a hands-on studio situation. You will have an opportunity to learn the skills required to produce appealing and functional objects using traditional blacksmithing techniques. Instruction will provide an understanding of simple forging principles such as drawing out, punching, scrolling and more. Finishing techniques will also be stressed. Ample opportunity will be provided to practice what you've seen demonstrated. Please bring a project concept with you. Large or multiple projects will be subject to additional material fees. Additional material fees will be charged for large or multiple projects.

### **NEW!** Bonsai Designs

COURSE CODE ARTS2511 SECTION 41  
INSTRUCTOR Leon Martin  
DATES August 3 – 7, 2020  
FEE \$411.75 (+ \$300 material fee payable to instructor)

Bonsai and Penjing have a 2000-year history in China and Japan, but for most Western countries, knowledge of this art began 150 years ago. Learn about Bonsai history, growing techniques, styles, trees and shrubs suited to growing in pots, wiring and pruning, and much more. Instruction will provide a solid theoretical foundation, with reference materials, on

the technical aspects of Bonsai. This knowledge will be applied in ample hands-on work with four different Bonsai styles: Moyogi-Informal Upright, Fukinagashi-Windswept, Yose ue-Group Planting and Bon-kei-Penjing; all of which you will take home. Time will also be devoted to Niwaki, the pruning, training, and shaping of trees in a Japanese Garden or your back yard. All project trees are grown in Ontario.



### Decoy Carving – Contemporary Antique Style

COURSE CODE ARTS1928 SECTION 41  
INSTRUCTOR Ken Hussey  
DATES August 3 – 7, 2020  
FEE \$411.75 (+ \$30 material fee payable to instructor)

Project: Ivan Fernlund scratched Black duck

Using simple hand tools learn to shape and carve a traditional decoy and progress to painting and ageing techniques to create the look and patina of a century-old decoy. Instruction is suited to the beginner carver but will also accommodate experienced students in the exploration of this unique style of decoy.

### **NEW!** Drawing & Painting on Mylar

COURSE CODE ARTS2519 SECTION 41  
INSTRUCTOR Martha Johnson  
DATES August 3 – 7, 2020  
FEE \$411.75

The luscious frosted surface of Mylar readily accepts a variety of mediums. Its translucent, plastic nature allows tracing from an original (printing without a press), giving work a contemporary feel. Instruction will introduce materials and methods appropriate to Mylar, and progress to exploration in a supportive and encouraging environment. Lessons will include mediums used for drawing on Mylar; handling monochromatic imagery; acrylic and matte medium, painting both sides of the Mylar surface, developing a series, mixed media, large-scale works, design, fluorescent colour, and combining wet and dry mediums. This course is suitable for all skill levels, from beginner to advanced. A minimum of two critique sessions will be included.





## Explorations in Abstraction

COURSE CODE ARTS92 SECTION 41  
INSTRUCTOR John Leonard  
DATES August 3 – 7, 2020  
FEE \$411.75

This course is structured to be valuable whether you are interested in abstraction as an end product or if you are a realist painter and wish to be able to use these ideas and approaches to improve your work and make stronger, more personal artistic statements. A variety of painting issues will be explored as well as three-dimensional or sculptural possibilities. An individual approach will be encouraged. You are invited to work in any medium but acrylics would be the most suitable for the projects.

## Expressive Arts in Palliative Care<sup>E</sup>

COURSE CODE ARTS2197 SECTION 41  
INSTRUCTOR Norma Araiza  
DATES August 3 – 7, 2020  
FEE \$335.84 (+ \$25 material fee payable to instructor)

*To register for this course, you must meet the admission requirements for the Expressive Arts Graduate Certificate Program. Details are available on page 10.*

*This course is an elective credit toward Fleming College's Expressive Arts Certificate. It is not an elective credit toward Fleming College's Visual and Creative Arts Diploma.*

*It is strongly recommended that students have taken Introduction to Expressive Arts (formerly Introduction to Expressive Arts Therapy and Expressive Arts – Exploring Relationships (formerly Exploration of Therapeutic Relationships).*

An ageing population and trending hospice care lend to incorporating the expressive arts in caring for the dying, caregivers, and families. Instruction will incorporate a multi-cultural approach to death and dying with resources on expressive arts activities to provide meaningful expression for those in palliative care as well as self-care for caregivers and families. Explore various art forms such as memoir writing, communication and preserving memories through the arts, as well as creative ways to process the experiences for the hospice professional. Expressive art forms such as expressive writing, poetry, storytelling, art-making, drumming, movement and sound will also be incorporated. This course will be of interest to those who work in all areas palliative care, both with individuals and groups. No artistic skill is required, but an open heart, a curious mind and a playful spirit will enhance the experience.

## **NEW!** Fibre Art – Batik, Rusting & Colour Manipulation

COURSE CODE ARTS2491 SECTION 41  
INSTRUCTOR Jan Anderson  
DATES August 3 – 7, 2020  
FEE \$411.75 (+ \$20 material fee payable to instructor)

Explore wax, rust, wax pastels, ink pencils, and intense ink blocks to create original designs on fabric. Learn to manipulate wax to create batik art pieces and appreciate the ease of rusting material and its transformations. Play with and enjoy the brilliance of colour and layering techniques to enhance new pieces or manipulate finished work. You will be required to bring a familiar and reliable sewing machine in good working order. Instruction is suited to all skill levels, but basic sewing machine operation abilities will be helpful.

## **NEW!** Fibre Art Open Studio

COURSE CODE ARTS221 SECTION 41  
INSTRUCTOR Mary Pal  
DATES August 3 – 7, 2020  
FEE \$411.75

*This course is not suitable for beginners.*

Bring any fibre-art related project you would like to develop. It might be a cheesecloth portrait you never completed, a painted textile you wanted to take to the next level, but weren't sure where to start or a textile you want to experiment with. Immerse yourself in supported, independent work, amid the camaraderie of fellow fibre art aficionados. Being part of a group that shares knowledge, expertise, tools, and resources will help you move forward with your project and provide alternative resolutions you might not have considered. Instruction will introduce different approaches to problem solving and testing new design concepts. Examine the work of some of the world's leading fibre artists, illustrating basic design principles, and revisit – or discover for the first time – the plethora of surface design techniques available. Group discussions and presentations will address particular challenges and questions and may inspire unanticipated new directions for works. Group dialogue will be interwoven with one-on-one consultations and positive guidance regarding the direction and concepts of your work. Experiment and play with fibre – cotton, linen, silk, wool and cheesecloth, to explore a variety of techniques: painting, hand and machine stitching, printing, and more, to discover electronic processes and to learn a variety of methods for displaying fibre art effectively. Explore imagery, content, ideas, and manners of execution, and confront creative processes within a supportive, open studio environment. The instructor encourages students to email her in advance of the workshop to discuss projects and answer questions. Her email address is on the material list.

## Folk Music for All Instruments & Vocals

COURSE CODE ARTS2309 SECTION 41  
INSTRUCTOR Katherine Wheatley  
DATES August 3 – 7, 2020  
FEE \$411.75

For singers, guitarists, keyboardists, bassists, ukelele and mandolin players – all instrumentalists and vocalists welcome. This course will suit whether you're just starting to think about making music or you've been at it for a while and want to learn something new. Experience the magic of making music and the power of playing and singing together in a nurturing environment. Instruction will consist of daily exercises to liberate your true voice; new strumming and fingerpicking techniques as well as short chord melodies for the guitar and ukulele; repertoire development with the addition of songs that compliment and stretch your abilities; working on originals to bring them up to performance standard; song circles and jamming; band arrangements; basic keyboard theory; and performance techniques.

## **NEW!** Glass Flamework – Pipes & Paraphernalia

COURSE CODE ARTS2520 SECTION 41  
INSTRUCTOR Stephanie Hitchcock  
DATES August 3 – 7, 2020  
FEE \$411.75 (+ \$100 material fee payable to instructor)

Instruction will progress from solid work such as dabbers, cane, implosions, and mib and horn attachments to hollow pipes and functional paraphernalia. Colour application such as blow-outs, wig wags, encalamos and stringer techniques for assembly of your "heady" pipes will also be covered. Flameworking has become very popular as a comparatively simple and inexpensive method of glassblowing that is suitable for a home studio. Instruction is suited to all skill levels.





*These three jewellery courses will run simultaneously. Please clearly indicate the level you are registering for.*

### **Jewellery – Chain Making: Beginner**

COURSE CODE ARTS46 SECTION 41  
INSTRUCTOR Susan Watson Ellis  
DATES August 3 – 7, 2020  
FEE \$411.75

Chains – they can be delicate or heavy, traditional or modern, symmetrical or abstract. Learn to form wire and fabricate links which will be connected to create traditional and modern chain styles. Once you have mastered basic jewellery making skills, you'll be encouraged to experiment with proportions, materials and linkages to create your unique designs. The material fee will vary with individual projects. The material fee will vary with individual projects.

### **Jewellery – Chain Making: Intermediate**

COURSE CODE ARTS1495 SECTION 41  
INSTRUCTOR Susan Watson Ellis  
DATES August 3 – 7, 2020  
FEE \$411.75

*This course is not suitable for beginners.*

Expand your chain making skills to include chain designs that require soldering, such as single link designs. You will also learn to manipulate soldered links to alter their shape from round to oval or curved as well as how to flatten and forge them using hammers and steel blocks. The material fee will vary with individual projects. The material fee will vary with individual projects.

### **Jewellery – Chain Making: Advanced**

COURSE CODE ARTS1659 SECTION 41  
INSTRUCTOR Susan Watson Ellis  
DATES August 3 – 7, 2020  
FEE \$411.75

*This course is not suitable for beginners.*

Develop your chain making skills by exploring the techniques of fine chain fabrication. Link manipulation for this size of chain, element formation, and proportional considerations for your design will be addressed. The material fee will vary with individual projects. The material fee will vary with individual projects.

### **NEW! Kids' Dream, Design & Build**

COURSE CODE ARTS2550  
INSTRUCTOR Sandra Iskandar  
DATES August 3 – 7, 2020  
FEE \$124.35 (+ \$30 material fee payable to instructor)  
AGE GROUPS SECTION 41: 1–4:30pm, 4 (as of Jan. 1) to 8 years old  
SECTION 42: 9am–noon, 8 to 10 years old

On your marks, imagine, build! Explore, sketch, cut, collage, fold, glue, weave, and build as you discover the fascination of architecture and learn about really interesting places around the world. Create your own architectural wonder, for the walkabout exhibition. When the exhibition is finished, take your important piece home with you!

### **Kids' Handbuilding Pottery**

COURSE CODE ARTS798  
INSTRUCTOR Stephanie Park  
DATES August 3 – 7, 2020  
FEE \$137.40 includes ½ bag of clay (+ \$5 material fee payable to instructor)  
AGE GROUPS SECTION 41: 9am–noon, 4 (as of Jan. 1) to 8 years old  
SECTION 42: 1–4:30pm, 8 to 10 years old

Fabulous pottery can be created without the use of a pottery wheel. Push, roll and pinch your clay in lots of creative ways as you explore traditional handbuilding techniques such as coiling, slab work, and making pinch pots. There will be a different project every day in this exciting and challenging course. You'll be encouraged to be imaginative as you'll be making everything from your favourite animal-inspired cups to dinosaur fossil plates!

### **Landscape Painting – Plein Air & Studio**

COURSE CODE ARTS2439 SECTION 41  
INSTRUCTOR Sam Paonessa  
DATES August 3 – 7, 2020  
FEE \$411.75

This course is not suitable for beginner plein air painters.

Enjoy the best of both worlds – paint and sketch in the field and then develop colour studies and sketches in-studio. The first half of the course will consist of Plein air painting, followed by the remainder of the time in-studio. Instruction will include demonstrations and is suited to oil and acrylic painters.



### Painted Floor Cloths

COURSE CODE ARTS151 SECTION 41  
 INSTRUCTOR Margot Miller  
 DATES August 3 – 7, 2020  
 FEE \$411.75 (+ \$12 material fee payable to instructor)

Paint a canvas floor cloth that becomes a decorative, hard-wearing, washable alternative to carpet. Art for the floor, these were the forerunner of linoleum. Experiment with a beautiful palette of colour; from intense, brilliant primaries, to soft summer hues and various textures. Using a simple technique, design a stencil for animal footprints, tribal motifs, fish, birds, patterns and textures. Paint cascading flowers, or print real leaf prints, rag roses, dots and stripes. Floor cloths make wonderful placemats, pet mats, and boot trays, and can be used everywhere drips happen since they can be wiped clean. Personal attention and group demonstrations will assist you in designing and creating your project. In addition, you will be guided through the process to develop a confident, creative working approach applicable to any art media.

### Painting & Collage – Miniatures

COURSE CODE ARTS2365 SECTION 41  
 INSTRUCTOR Rosemary Vander Breggen  
 DATES August 3 – 7, 2020  
 FEE \$411.75 (+ \$30 material fee payable to instructor)

Explore the advantages of working in miniature. Creating within a limited scale opens up your artistic practice. This course will include both painting and collage in small format. Your subject in repetition can help to develop ideas, quickly moving you to new expressive strategies in progression. Instruction will focus on elements of design, colour theory, and historical movements to uncover new ideas to add to your art practice. Working in miniature has many advantages and applications; ease of transport and storage, compilation into larger work, and a valuable way to problem solve before working large. This course is designed for all skill levels from beginner to advanced.



### NEW! Painting in Series

COURSE CODE ARTS2497 SECTION 41  
 INSTRUCTOR Debra Krakow  
 DATES August 3 – 7, 2020  
 FEE \$411.75 (+ \$25 material fee payable to instructor)

Discover the rewards of painting in series. Starting with guided exercises in acrylic and mixed media, explore the process of working on many paintings simultaneously, gradually bringing them to completion as a unified group. Move into a more self-directed series of paintings in acrylic or mixed media that inter-relate along a theme of your choice. This new way of working creates momentum and a flow of creative energy. You'll smash through creative blocks and take your art practice to a new level. Artists of all skill levels are welcome.

### NEW! Painting Tips from the Old & Contemporary Masters

COURSE CODE ARTS2509 SECTION 41  
 INSTRUCTOR Stephanie Schirm  
 DATES August 3 – 7, 2020  
 FEE \$411.75 (+ \$25 material fee payable to instructor)

Discover your unique style by studying the techniques of the Old and Contemporary Masters. A variety of materials, both dry and wet, will be explored while discussing and applying methods of design elements, colour theory and more to your work. Demonstrations, critique and personal guidance will liberate your artistic experience. All skill levels are welcome.

### NEW! Paper Collage

COURSE CODE ARTS2510 SECTION 41  
 INSTRUCTOR Joanna Turlej  
 DATES August 3 – 7, 2020  
 FEE \$411.75 (+ \$25 material fee payable to the instructor)

*This course is not suitable for beginners. Collage experience is not required but some art experience is recommended.*

Explore what collage is about – playful, fun, versatile, challenging, and unlimited in its creativity. Delight in unexpected and unplanned results in your creations. Explore composition, texture, movement, creating the narrative, colour, and much more. Indulge your creative side using paper from many sources – repurposed magazines, your own painted papers, Japanese tissues, and papers adhered to canvas. You will be encouraged to express unique concepts and develop personal style. Benefit from individual attention and direction, group dialogue, and sharing.

## Photoshop

COURSE CODE ARTS1752 SECTION 41  
 INSTRUCTOR Michael Bainbridge  
 DATES August 3 – 7, 2020  
 FEE \$411.75 (+ approx. \$10 in printing fees)

*Basic Windows skills are essential and required. Photoshop® itself is practically identical on both Mac and PC, however, so instruction applies to both platforms.*

Ansel Adams said, “The negative is comparable to the composer’s score, and the print to its performance.” The ability to digitally manipulate images provides vast opportunities ranging from simple correction of imperfections to highly artistic applications and results. Restore, enhance, or completely alter an existing image. Learn the basics of choosing appropriate file types and options for web and print, and complete digital manipulation techniques using advanced tools including the selective application of effects and filters, and layers. Taking photographs is not part of the instruction – please bring digital images. This course is intended for and taught using the full version of Photoshop CC but may also be suitable for Photoshop Elements users (lite version) as nearly all of the tools and practical techniques are transferable. There is no instruction given in the use of Elements specifically, however.

## Pottery – Naked Raku & Related Techniques

COURSE CODE ARTS1831 SECTION 41  
 INSTRUCTOR Michael Sheba  
 DATES August 3 – 8, 2020 (6 days)  
 FEE \$494.53 includes materials

*Please Note: Previous Raku experience or permission of the instructor is required to participate in this course.*

This advanced-level professional development course is a challenging exploration of the technical aspects of various Raku effects. Topics will be systematically studied and results evaluated so that successful outcomes can be obtained at will. There will be a thorough study of effective firing and post-firing reduction techniques as they relate to Crackle, Carbonization and Terra Sigillata and Horse-Hair Raku techniques. These techniques will form the basis of obtaining successful results with the spectacular technique called Naked Raku or Shadow Crackle. There will be daily firings and, time permitting, Raku kiln design will be addressed. Please bring ten bisqued pieces using Raku clay. A maximum class size of 12 ensures individual attention.



## NEW! Puppet Design & Construction

COURSE CODE ARTS2515 SECTION 41  
 INSTRUCTOR Clelia Scala  
 DATES August 3 – 7, 2020  
 FEE \$411.75 (+ \$35 material fee payable to instructor)

Discover the elements of puppet design and techniques in sculpting, mould-making, casting, painting, joint-building, and costuming as you learn the basics of table-top puppet making.

## NEW! SoulCollage® – Advanced

COURSE CODE ARTS2498 SECTION 41  
 INSTRUCTOR Elise Laviolette  
 DATES August 3 – 7, 2020  
 FEE \$411.75 (+ \$20 material fee payable to instructor)

*This course is not suitable for beginners.*

Expand your use of SoulCollage, enhancing self-discovery, self-expression, and self-compassion. Practice the “I am one who” card-reading approach with a group of like-minded individuals and deepen your understanding of each suit (committee, community council, and companions). Finally, discover how to use your cards to uncover and bring balance to shadowed parts. With the inclusion of other expressive art forms such as poetry, journaling, music, movement, guided imagery, and storytelling, this course will provide time and space for you to deepen your connection with yourself and your inner wisdom. No artistic skills are required. Instruction is suitable for those who have taken an introductory SoulCollage course or workshop and have already started creating their deck of SoulCollage cards.

## Watercolour Basics

COURSE CODE ARTS2233 SECTION 41  
 INSTRUCTOR Marg McIntyre  
 DATES August 3 – 7, 2020  
 FEE \$411.75 (+ optional \$90 kit fee payable to the instructor)

Discover the beauty of watercolour. In an encouraging, relaxed atmosphere and through step-by-step instruction, learn about different types of paper, brushes and paints. Colour mixing, watercolour washes and several painting techniques will be covered, and you will also benefit from some basic drawing and composition lessons. Daily demonstrations and continuous feedback will complement instruction.

## Youth/Teen Drawing, Painting & Alternative Mark Making

COURSE CODE ARTS2359 SECTION 41  
 INSTRUCTOR Rebecca Reynolds  
 DATES August 3 – 7, 2020  
 FEE \$301.20 (+ \$40 material fee payable to instructor)

*This course is open to youth and teens from 10 to 18 years of age.*

In a playful space, you’re encouraged to try unexpected drawing and painting techniques, use unconventional materials, and challenge yourself in how you think about and approach mark-making. Learn about the work of various contemporary artists who have pushed the boundaries of art. Add new tricks to your artist toolbox while creating in a supportive and fun learning environment.



**AUGUST 8 TO 9, 2020**

### **Timber Framing – Introduction to Design Workshop**

COURSE CODE ARTS383 SECTION 41  
INSTRUCTOR Glenn Diezel  
DATES August 8 & 9, 2020  
Saturday: 9:00am to 4:30pm  
Sunday: 9:00am to 1:00pm ← NOTE  
FEE \$142.48

*This workshop is a required prerequisite to the Timber Framing weeklong course and involves site visits, requiring attendance on Sunday. The group will meet at the college at 9am on Sunday morning and will travel to various Timber Frame structures until approximately 1pm.*

This workshop will introduce you to the design, construction and finishing of a timber frame home. Topics to be discussed include timber frame design and terminology, timber selection, sizing and engineering, site considerations and floor plan layout, enclosing the frame, electrical, plumbing and finishing details. This will provide a good overview for anyone interested in building or buying a timber frame home.



**AUGUST 10 TO 14, 2020**

### **Creative Writing**

COURSE CODE ARTS61 SECTION 41  
INSTRUCTOR Catherine Graham  
DATES August 10 – 14, 2020  
FEE \$411.75 (+ \$3 material fee payable to instructor)

This course will help you gain access to and develop your inner voice, helping you listen and respond to your writing. Learn how to tap into your creativity and strengthen your writing skills in a supportive workshop environment. Topics include getting started, character, dialogue, structure, description, point of view, and good beginnings. Step by step, you will experience the various components of the writing process; generating ideas/subject matter, first draft, the writing workshop, the art of revision and the final draft. This course can be taken repeatedly by new writers of fiction, creative non-fiction, poetry and memoir, as well as experienced writers who want to refresh and expand their skills.

### **Glass Fusing, Slumping & Surface Decoration**

COURSE CODE ARTS1496 SECTION 41  
INSTRUCTOR Kirei Samuel  
DATES August 10 – 14, 2020  
FEE \$411.75 (+ \$140 material fee payable to instructor)

Explore, experiment and discover the exciting possibilities of kiln-fired glass. Design, colour, kiln theory, fusing, slumping, and surface design techniques will be explored through a variety of projects including a panel, platter, tile and jewellery. Further enhance your work using pattern bars and etching for truly unique results. You will be required to supply or purchase (System 96) compatible glass for use in this class. Previous experience is not necessary to enjoy this course.

### **Community Arts Events**

Check out some Haliburton-area arts events on page 92.



## Iron Sculpture

COURSE CODE ARTS113 SECTION 41  
 INSTRUCTOR Rene Petitjean  
 DATES August 10 – 14, 2020  
 FEE \$577.37 includes \$158 initial material fee

*This course involves the use of hot forges and metal. You must be prepared to work independently with a high level of concentration, physical exertion and mechanical aptitude.*

This course will introduce you to the unique world of iron sculpture by blending traditional and modern techniques to create amazing and unusual sculptural pieces. Skills learned will aid in the production of both indoor and outdoor sculpture as well as yard art. Learn basic forging, welding, and cutting techniques. Traditional finishes, colour and patination will also be addressed. Please bring a project plan. If you are returning to this course, you will be encouraged to work on projects at an appropriate skill level. There will be an emphasis on coal and propane forge work. Additional material fees will be charged for large or multiple projects.

## **NEW!** Landscape Painting – Contemporary Impressionism

COURSE CODE ARTS2544 SECTION 41  
 INSTRUCTOR Luke Despatie  
 DATES August 10 – 14, 2020  
 FEE \$411.75

Instruction will cover the fundamentals of landscape painting as well as more advanced techniques required to create contemporary expressive works. The basics of materials, techniques, and approaches, while working in the studio and en Plein air will be discussed. Capture fleeting light, atmosphere, and movement of everyday scenes that might otherwise be taken for granted.

## Painting – Scaling Up

COURSE CODE ARTS2448 SECTION 41  
 INSTRUCTOR Rhoda Payne  
 DATES August 10 – 14, 2020  
 FEE \$411.75

Step into the terrifying, mystifying, and deeply satisfying world of working large. Whether you're a fearless beginner or an experienced painter you'll be encouraged to develop your personal vision in a supportive and challenging environment. Discover the physicality, unique rhythms and freedom that large scale brings as you build the confidence and the skills to express yourself more freely and boldly through scale. You are welcome to work in any water-based media and to paint/draw on canvas, paper or any other large (or large composite) surfaces of your choice. Please refer to the materials list for detail.

## Pottery – Understanding Glazes

COURSE CODE ARTS347 SECTION 41  
 INSTRUCTOR Michael Sheba  
 DATES August 10 – 15, 2020 (6 days)  
 FEE \$500.70 includes materials

The complicated subject of glaze technology will be made simple by learning easy-to-understand, basic principles. The choice and role of raw materials and their characteristics will be studied using line blends and other experimental methods to create various effects including texture and colour responses. You will be introduced to computer glaze calculation software as a tool to determine percentage and unity formulas so that glazes can be analyzed, compared, altered, new glazes formulated and glaze faults identified and corrected. Although you will work in Cone Six Oxidation, the universal principles learned will apply to all glazes and temperatures. Actual glazes will be tested and time permitting, projects of individual interest will be initiated. A maximum class size of 12 ensures individual attention.



**My feet don't touch the ground! The walls within totally do disappear!**

ROBYNNE COLE

## **NEW!** Quilting – Reinterpreted Innovations

COURSE CODE ARTS2494 SECTION 41  
INSTRUCTOR Judith Dingle  
DATES August 10 – 14, 2020  
FEE \$411.75

*This course is not suitable for beginners.*

Explore moving from a flat quilt to an innovative three-dimensional form or surface. Choose from a variety of fabrics such as cotton, silk, transparencies, screen, felt, or others, and use appropriate quilt-inspired methods such as piecing, applique, thread painting, embellishment, and raw edge (boro) to create a suitable surface. Forms will then be constructed using fabric manipulation techniques such as wrapping, folding, gathering and/or structural support systems like stuffing/padding, laminating sewn layers, cording, braiding, stiffening, and more. Design challenges around means of attachment, working with multiples, connecting systems, and incorporating found objects/mixed media will be discussed. Possible projects are wide open – baskets, doll/figure/animal, braided rag or chenille rug, bag/purse, jewellery, cushions, three-dimensional quilt construction, a fantasy costume/neckpiece or scarf, and more. Many inspirational samples and design ideas will be available for reference and individual attention available regarding the development of design ideas and techniques. In the spirit of an open studio environment, bring a project of your choice for independent work and exploration. There will be an opportunity to learn from classmate's short presentations regarding the direction of current work.

## **NEW!** Quilting Basics – Introduction to Fibre Art (Youth to Adult)

COURSE CODE ARTS2492 SECTION 41  
INSTRUCTOR Jan Anderson  
DATES August 10 – 14, 2020  
FEE \$411.75

*This course is open to youth of 12 years of age, as well as adults.*

Explore various methods used to create fibre art pieces such as quilts, wall hangings, rugs, placemats, and pillows. Learn a variety of techniques including rotary cutting, piecing, precise sewing, the use of a design wall, manipulating value and colour, machine quilting, free motion, and finishing techniques. Creative freedom, as well as assistance in designing projects, will be available. You will be required to bring a familiar sewing machine, in good working order. Instruction is suitable for all skill levels, and beginners are most welcome.



## **Timber Framing**

COURSE CODE ARTS298 SECTION 41  
INSTRUCTOR Glenn Diezel  
DATES August 10 – 15, 2020 (6 days)  
FEE \$468.09

*Students must attend the Timber Framing – Introduction to Design Workshop prior to taking this course.*

Learn the age-old craft of building with heavy timber using mortise and tenon wood joinery and oak pegs. This course will provide a comprehensive introduction to timber frame design. Instruction on wood selection, tool use and methods for enclosing the frame will be provided. Reference to books, slides, videos and optional participation in after-school tours will provide you with exposure to different timber frame structures and techniques. This is a hands-on course where you will lay out and cut the joinery for a complete frame, assemble it and end the week with a good old-fashioned 'barn raising'.

## **Watercolour on Canvas**

COURSE CODE ARTS1734 SECTION 41  
INSTRUCTOR Margot Snow  
DATES August 10 – 14, 2020  
FEE \$411.75 (+ \$30 material fee payable to instructor)

*This course is not suitable for absolute beginners. Basic knowledge of watercolour painting is required.*

Explore techniques that are best suited for this surface and discover mediums that will enhance your work. Investigate drawing, composition, colour and watercolour techniques such as negative space and glazing. Instruction will guide you through surface preparation to sealing and varnishing your finished work. If you are a tight painter, this technique will loosen you up as you work in a positive and encouraging environment. Beyond the creative possibilities, this technique removes the need for heavy frames, matting and glass.

## **NEW!** Youth/Teen Paper & Vinyl Explorations

COURSE CODE ARTS2531 SECTION 41  
INSTRUCTOR Noelia Marziali  
DATES August 10 – 14, 2020  
FEE \$301.20 (+ \$30 material fee payable to instructor)

*This course is open to youth and teens 10 to 18 years of age.*

Explore paper and vinyl crafting with a Cricut Maker® die-cutting machine. Make greeting cards, one-of-a-kind wearable art using leather, personalized ceramics, apply a vinyl design to a phone case, or heat transfer vinyl to a handbag. The possibilities are endless!

**AUGUST 17 TO 21, 2020**

## **Youth/Teen Pottery**

COURSE CODE ARTS1613 SECTION 41  
INSTRUCTOR Lisa Barry  
DATES August 17-21, 2020  
FEE \$340.50 includes 1.5 bags of clay (+\$10 material fee payable to instructor)

*This course is open to youth and teens 10 to 18 years of age.*

Learn to throw on a potter's wheel and have fun with exciting handbuilding techniques. Use these techniques to create mugs, bowls and a wide variety of objects. There will be demonstrations with the wheel, attaching spouts and handles and a full exploration of decorative techniques. Exercise your imagination and practice your new skills to create meaningful objects and master the potter's wheel.





## AUGUST 15 TO 22, 2020

*The Ontario Spinners' Certificate Program is a six-level program developed by the Education Committee of the Ontario Handweavers and Spinners (OHS). With sufficient registration, each of the six levels will be offered in succession.*

*This program is not suitable for beginner spinners. Comfort with a spinning wheel and the ability to spin a basic yarn is required. See page 40 for a suitable week long preparatory Spinning course for Level I.*

*Completion of each level of study involves eight days of instruction, followed by independent homework assignments that are completed, mailed to instructors, and evaluated throughout the year.*

### OHS Spinners' Certificate Program – Level I

COURSE CODE ARTS1012 SECTION 41  
 INSTRUCTORS Wendy E. Bateman, Harriet Boon, Lois Freedman,  
 Louise Jackson, Julia Lee, Beth Showalter &  
 Rebecca Whelan-Lamperd  
 DATES August 15 – 22, 2020  
 FEE \$494.20 (+ \$85 material fee payable to the class  
 treasurer (voted) on the first day.)

Level I course of study will include fleece preparation, twist and diameter, woollen spinning, wheel maintenance, colour blending, acid dye theory, and workshop time. A detailed outline for each level of the program is available on the Ontario Handweavers and Spinners website at [www.ohs.on.ca](http://www.ohs.on.ca).

### OHS Spinning Certificate Program – Level IV

COURSE CODE ARTS586 SECTION 41  
 INSTRUCTORS Harriet Boon, Louise Jackson, Julie Lee,  
 & Beth Showalter  
 DATES August 15 – 22, 2020  
 FEE \$525.09 (+ approx. \$110 material fee payable to  
 the class treasurer (voted) on the first day.)

*Prerequisites: Participants are required to have successfully completed ARTS475 OHS Spinners Certificate Program – Level III.*

Course of study in Level IV: oral presentation of 50-hour projects (assigned in Level III); indigo dyeing including over-dyeing; silk spinning, reeling, blending, etc.; spinning exotic fibres including cashmere, qiviut, the camelid family, dog hair, and angora rabbit, and blends of these fibres.

Registration for this course opens June 1, 2020.



**Everyone responds to colour.  
 Colour is the main focus of my work.**

– BETH ABBOTT

# TORONTO FALL 2020

ARTEMBASSY, TORONTO, ONTARIO

ArteMbassy

*These courses will be held at  
ArteMbassy in Toronto, Ontario.*

*Registration for Fall courses will be accepted  
as of July 2, 2020.*



## SEPTEMBER 7 TO 11, 2020

### Expressionism – Power, Passion & Paint

COURSE CODE ARTS1689 SECTION 41  
INSTRUCTOR Steve Rose  
DATES September 7 – 11, 2020  
FEE \$411.75

Expressionism is a very unique approach and experience in artistic movements. It is an artistic force that is intense and highly personal. Essentially expressionism offers an opportunity to paint with subject matter but the overall feeling is one where the emotion is more important than the accurate depiction of objects. Content will range from portraits, to landscape, human and animal forms, to still life – all super charged with profound energy and impact. Instruction is ideal if you crave a freer attitude in your work and/or want to step outside your own creative comfort zone into a different realm.

## SEPTEMBER 14 TO 18, 2020

### Abstraction to Non Objective Painting

COURSE CODE ARTS1079 SECTION 41  
INSTRUCTOR Steve Rose  
DATES September 14 – 18, 2020  
FEE \$411.75

This course is designed to take you into the realm of non-objective painting, whether you are an experienced or novice painter. Starting with a number of warm up exercises and projects, subject matter will gradually be reduced until you are painting with no subject at all. You will be encouraged to work on your own projects or the instructor can assign topics and/or approaches for you and your work. Non-objective painting can be challenging but the skills learned and the added freedom of expression would benefit any art practice.

## SEPTEMBER 21 TO 25, 2020

### **NEW!** Colour – The Language of Colour & How to Make Your Painting Speak

COURSE CODE ARTS2543 SECTION 41  
INSTRUCTOR John Anderson  
DATES September 21 – 25, 2020  
FEE \$411.75 (+ \$10 material fee payable to instructor)

Learn to view colour as a tool in your approach to building striking landscapes filled with the power of light. Discover how to see light story and interpret its representational and abstracted colour effects on surfaces. Colour mixing and the relationship between colour and value will also be addressed. Demonstrations and examples, accompanied by individual guidance and critiques, will increase understanding of how to create better compositions using the dynamics of colour and light.



*Fees quoted in the Fall 2020 session apply to the 2019/2020 academic year and are subject to Ministry of Colleges and Universities increases.*



# KLEINBURG FALL 2020

McMICHAEL CANADIAN ART COLLECTION, KLEINBURG, ONTARIO



Haliburton School of Art + Design is pleased to be affiliated with the renowned McMichael Canadian Art Collection in Kleinburg, Ontario.

The McMichael Canadian Art Collection is unique in its devotion to collecting and exhibiting Canadian art. Renowned for its collection of paintings by Canada's most famous artists, the Group of Seven,

the gallery's permanent collection also includes works by other well-known Canadians, including the Group's contemporaries, First Nations, and Inuit artists.

Located in Kleinburg, Ontario, the gallery nestles amid 100 acres of serene woodlands overlooking the Humber River Valley. Reminiscent of the landscapes that inspired many of Canada's artists, this setting combines with the art within the gallery to make the McMichael the perfect venue for an introduction to or to learn more about Canada, its peoples, their cultures, and their history.



FALL 2020

***These courses will be held at the McMichael Canadian Art Collection in Kleinburg, Ontario.***

***Registration for Fall courses will be accepted as of July 2, 2020.***

*These courses are not suitable for beginners.*

## SEPTEMBER 7 TO 11, 2020

### Contemporary Landscape Painting – Advanced II

COURSE CODE ARTS1533 SECTION 41  
INSTRUCTOR John Leonard  
DATES September 7 – 11, 2020  
FEE \$411.75

## SEPTEMBER 14 TO 18, 2020

### Contemporary Landscape Painting – Advanced II

COURSE CODE ARTS1533 SECTION 42  
INSTRUCTOR John Leonard  
DATES September 14 – 18, 2020  
FEE \$411.75

Build on your technical and conceptual awareness, focusing on contemporary potentials.  
There will be an emphasis on personal expression and creativity.





# PETERBOROUGH FALL 2020

FLEMING COLLEGE SUTHERLAND CAMPUS, PETERBOROUGH, ONTARIO



*These workshops will be held at the Sutherland Campus in Peterborough.*

## SATURDAY, OCTOBER 24, 2020

### Harmonica – Beginner Workshop

COURSE CODE ARTS2090 SECTION 49  
INSTRUCTOR Carlos del Junco  
DATES October 24, 2020  
FEE \$128.07

Discover this remarkable and unassuming little instrument. Learn how to hold the traditional 10-hole diatonic harmonica (the one that Bob Dylan and progressive blues players like Little Walter and Paul Butterfield use), how to achieve good tone and the basics of playing single notes. Playing an easy train rhythm, a scale, and a couple of basic melodies based on the scale is the goal of instruction. Time and circumstance permitting, an introduction to bending notes will also be included. Instruction is suited to those with no previous experience. It is critical to bring a good quality 10-hole diatonic harmonica in the key of C. Please see the material list for additional details.

### Image Transfer & Collage on Various Surfaces Workshop

COURSE CODE ARTS2305 SECTION 49  
INSTRUCTOR Victoria Wallace  
DATES October 24, 2020  
FEE \$128.07 (+ \$20 material fee payable to instructor)

Discover creative, efficient, and dramatic methods for successful acrylic image transfers onto your artworks. From acrylic skins to instant image transfers, learn the best ways to apply them; from collage to mixed media and more. Emphasis will be placed on exploring applications onto a variety of surfaces, including gessoed Masonite, wood, raw canvas, and Plexiglas. This workshop is suitable for beginners to professional artists.

### Nuno Felting Workshop

COURSE CODE ARTS1742 SECTION 49  
INSTRUCTOR Susan MacDonald  
DATES October 24, 2020  
FEE \$128.07 (+ approx. \$35 material fee, payable to the instructor, depending on project size)

Create a unique one-of-a-kind, show-stopping work of art with a little fibre, a little silk, some soap and water, and a few simple processes. Learn about an ancient craft that's fashionably at home in this modern world. Your project can be adapted to make a scarf, neck warmer, tube/ring scarf, table runner, bed end or virtually whatever you can imagine.

### Watercolour Painting Workshop

COURSE CODE ARTS776 SECTION 49  
INSTRUCTOR Marta Scythes  
DATES October 24, 2020  
FEE \$128.07 (+ \$1 material fee payable to instructor)

Learn about the quality, properties and care of materials and tools as you explore a variety of painting techniques and processes in a relaxed, supportive setting. Several concepts will be presented and applied to exercises that encourage personal interpretation and individual style. Analysis of light, shade and contrasts in value will be central to producing images conveying depth. Basic colour mixing, colour harmonies, and atmospheric perspective will be studied as they pertain to a variety of subjects. The intent is to explore, build confidence and have fun. Instruction is suitable for all skill levels.

# HALIBURTON FALL 2020

HALIBURTON SCHOOL OF ART + DESIGN, HALIBURTON, ONTARIO

OCTOBER 26 TO 30, 2020

## Composition & Colour for Painting

COURSE CODE ARTS1326 SECTION 41  
INSTRUCTOR Janine Marson  
DATES October 26 – 30, 2020  
FEE \$411.75 (+ \$35 material fee payable to instructor)

Learn about the elements and principles of design and how to utilize them in constructing good compositions. Discover how to establish value patterning and determine the key of your paintings. Colour theory will be explored through exercises designed to strengthen your observation skills to identify subtle nuances of colour in hue, value, and chroma. Value and colour are inseparable when learning to mix colour accurately. Landscape or nature-based subject matter can span from semi-abstract to representational, to more realist in approach. You can work in the media of your choice – oils, acrylics in heavy body, fluid or high flow, watercolour or pastels. Constructive one-on-one guidance and critiques, group discussion, and demonstrations will establish a sound knowledge in the working methods of these mediums.

## Creative Writing – Ignite Your Potential

COURSE CODE ARTS706 SECTION 41  
INSTRUCTOR Nora Zylstra Savage  
DATES October 26 – 30, 2020  
FEE \$411.75

Get inspired – get *really* inspired. Whether you're a novice or professional, fiction or non-fiction writer, these writing exercises and styles will motivate and enthuse. This hands-on, high energy course provides an encouraging and safe space for discovering different genres, writing styles, and techniques including dialogue, story components, personal narratives, non-fiction, poetry, essays, perspectives and journal entries. Have fun responding to numerous multimedia prompts and stimuli. Experiment with writing tools such as clustering, mind mapping, rapid writing, storyboarding, stair structures and more. Let these triggers be a starting point for expanding your writing horizons and creativity. There will be time to share and receive positive feedback on your work.



Location is as good as it gets!

ANN MARK

## Experimental Stitched Structures

COURSE CODE ARTS2474 SECTION 41  
INSTRUCTOR Amanda McCavour  
DATES October 26 – 30, 2020  
FEE \$411.75 (+ \$50 material fee payable to instructor)

Explore stitching as a drawing technique by combining machine and hand stitching with different types of Sulky® water soluble stabilizers. Use sewing to create lines and dynamic textures, focusing on constructing stitched and mixed media surfaces using machine embroidery and water soluble stabilizer in a variety of ways to create lace-like structures where stitch holds the piece together. Along with threads, experiment with combining an assortment of materials like plastics, papers, and yarns to create a variety of samples exploring different texture and colour combinations. You will be encouraged to express and grow your own ideas to create one-of-a-kind stitched 3D sculptures, wall works or wearable art pieces, depending on your interest. No experience is necessary but basic sewing machine operation skills will be helpful. You will be required to bring a familiar and reliable sewing machine in good working order.



Registration for Fall courses will be accepted as of July 2, 2020

Fees quoted in the Fall 2020 session apply to the 2019/2020 academic year and are subject to Ministry of Colleges and Universities increases.



## Landscape Painting – Inside & Out

COURSE CODE ARTS2232 SECTION 41  
INSTRUCTOR John Anderson  
DATES October 26 – 30, 2020  
FEE \$411.75 (+ \$10 material fee payable to instructor)

*This course is not suitable for beginners.*

Learn to create from a reference photo. Explore the process of creating great landscape compositions from photo references. Using your camera to see as a painter and printing the results for reference will provide the basis for studies. Employ a variety of techniques and develop a number of approaches to successful paintings. You are welcome to work in oils or acrylics.

## Landscape Painting – Seasonal Details

COURSE CODE ARTS2314 SECTION 41  
INSTRUCTOR Rod Prouse  
DATES October 26 – 30, 2020  
FEE \$411.75 (+ mandatory \$40 material fee payable to instructor)

*This course is not suitable for beginners.*

Painting the changing seasons is a Canadian tradition. Being able to analyze and incorporate aspects of composition and design that bring forward seasonal details is useful knowledge. Instruction will examine design imperatives that define seasonal details in landscape painting. This is primarily an advanced studio course with a few sketching excursions to collect current seasonal data.

## **NEW!** Mosaics with Slate & Pebbles

COURSE CODE ARTS2502 SECTION 41  
INSTRUCTOR Heather Vollans  
DATES October 26 – 30, 2020  
FEE \$411.75 (+ \$35 material fee payable to instructor)

There is something very special about working with materials from nature. Experience this as you complete a small mosaic, becoming familiar with the adhesives, the stone and the substrate. Progress to a large, ungrouted mosaic for outdoors, utilising stone, stone tile and pebbles. Learn how to cut materials (sometimes to expose the hidden beauty of the stone's inside) and how to position stone to produce a mosaic that gives the content its own unique 'voice'. Working on a substrate of Wediboard, a lightweight material suitable for the Canadian outdoors, you will be encouraged to utilise a simple design that enables the materials themselves to create interest. Instruction will include which substrates to use for outdoors, how to prepare them for mosaic, working with adhesives for outdoors, cutting techniques for a variety of materials, and how to care for your artwork.

## **NEW!** Quilting Creative Techniques

COURSE CODE ARTS2538 SECTION 41  
INSTRUCTOR Jan Anderson  
DATES October 26 – 30, 2020  
FEE \$411.75

Blend conventional quilting techniques and designs with thread sketching, thread painting, discharging, fusible web appliqué, and painting with ink and paint. Instruction will include the basic quilt making skills necessary to design, construct, and quilt a unique piece from beginning to end. Explore the use of a design wall, value and colour manipulation, machine quilting, free motion, and finishing techniques. Creative freedom, as well as assistance in designing pieces, will be available in a supportive and encouraging environment. You will be required to bring a familiar sewing machine in good working order. Instruction is suitable for beginner and experienced fibre artists.

## Watercolour Painting – Advanced

COURSE CODE ARTS248 SECTION 42  
INSTRUCTOR Art Cunanan  
DATES October 26 – 30, 2020  
FEE \$411.75

*This course is not suitable for beginners. It is imperative that participants have had at least three previous watercolour courses prior to participating.*

At an advanced level of interaction, you will explore traditional and experimental techniques in watercolour painting. Instruction will be provided on composition and design, and the course is geared to sharpen skills and enhance personal interpretation. Learn how to make a contour painting, how to layer washes until they get the right value and how to use local and colour values to make strong statements. Sessions on compositions will include directing the eye with edges, placing darks and other colours, and advice on handling patterns and loosening painting style. Learn by demonstration and critique and benefit from individual attention. While this is not a plein air course, there may be an opportunity to enjoy some on-location painting, weather permitting. Painting outdoors will be a majority decision. Only when there is enough consensus will there be an outdoor painting session.

## **NEW!** Wood Carving – Father Christmas

COURSE CODE ARTS2495 SECTION 41  
INSTRUCTOR Ken Hussey  
DATES October 26 – 30, 2020  
FEE \$411.75 (+ \$20 material fee payable to instructor)

Using hand or power tools learn to shape and carve a traditional old world Santa or Santa bust. The progress to painting and overall instruction is suited to the beginner but will also accommodate experienced carvers.





**SATURDAY, NOVEMBER 7, 2020**

### Chain Maille Bracelet Workshop

COURSE CODE ARTS1084 SECTION 41  
INSTRUCTOR Susan Watson Ellis  
DATES November 7, 2020  
FEE \$128.07 (+ \$45 material fee payable to instructor)

Chain maille originated with the Celts around 400 BC and was used for body armour. Today jewellers and hobbyists make use of its flexible, tactile nature to create an endless array of body adornments. In this workshop you will learn how to form, saw, and connect links to construct a “four in one” chain maille bracelet. Discussion of additional chain maille patterns will inspire further independent exploration of this historic technique.

### **NEW!** Dinnerware – A Serving of Surface Decoration Workshop

COURSE CODE ARTS2546 SECTION 42  
INSTRUCTOR Lisa Barry  
DATES November 7, 2020  
FEE \$128.07 (+ \$50 material fee payable to instructor)

Learn a variety of pottery surface decoration techniques and processes on premade dinnerware pieces. Explore ornamentation on a variety of clay objects, making each piece unique. This hands-on workshop focuses on pattern, colour, and creativity. Come with inspired imagery and put your ideas onto fine crafted plates and bowls. All pieces will be fired and returned within two weeks.

### Folded Metal Ornaments Workshop

COURSE CODE ARTS888 SECTION 41  
INSTRUCTOR Todd Jeffrey Ellis  
DATES November 7, 2020  
FEE \$128.07 (+ \$55 material fee payable to instructor)

Start your season by making an assortment of unique metal Christmas ornaments for your tree. Through simple metal forming techniques, you will fold, bend and twist wire rod and sheet metal into colourful tree decorations suitable for indoors and outdoors. Your creations will become treasured family keepsakes!



**Well organized with a pleasant staff.**

**PAUL McCUSKER**



### Nuno Felting Workshop

COURSE CODE ARTS1742 SECTION 42  
INSTRUCTOR Susan MacDonald  
DATES November 7, 2020  
FEE \$128.07 (+ approx. \$35 material fee, payable to the instructor, depending on project size)

Create a unique one-of-a-kind, show-stopping work of art with a little fibre, a little silk, some soap and water, and a few simple processes. Learn about an ancient craft that's fashionably at home in this modern world. Your project can be adapted to make a scarf, neck warmer, tube/ring scarf, table runner, bed end or virtually whatever you can imagine.

### Watercolour Painting Workshop

COURSE CODE ARTS776 SECTION 41  
INSTRUCTOR Marta Scythes  
DATES November 7, 2020  
FEE \$128.07 (+ \$1 material fee payable to instructor)

Learn about the quality, properties and care of materials and tools as you explore a variety of painting techniques and processes in a relaxed, supportive setting. Several concepts will be presented and applied to exercises that encourage personal interpretation and individual style. Analysis of light, shade and contrasts in value will be central to producing images conveying depth. Basic colour mixing, colour harmonies, and atmospheric perspective will be studied as they pertain to a variety of subjects. The intent is to explore, build confidence and have fun. Instruction is suitable for all skill levels.



# Your INSTRUCTORS

**Beth Abbott** has studied a wide variety of fibre arts for over 40 years, taking dozens of courses and workshops and developing her own work. She is a graduate of the Fibre Arts Certificate program at St. Lawrence College and earned a Master Spinner Certificate from Georgian College in 1990. She has delivered workshops in Canada and the US and has won many awards for her work. Beth is the author of *Icelandic Fleece – A Fibre for All Reasons* (2001). A teacher of high school and adults for 33 years, she retired to a second career of teaching and writing about fibre arts. She brings a long love of fibre arts, fabrics and fibres to her courses.

**Laurie Allan-Ungeitis** found her passion for fibre and textiles after visiting a friend's sheep farm in New York, where she discovered the joys of spinning and weaving. Learning to knit and sew at a young age from her mother, gave her an early love of all things textile. She enjoys multi-harness weaving in a wide variety of structures and continues her studies toward a Master Weaver designation. Her most recent study has been weaving with recycled textiles and their incredible diversity with societal benefits. Laurie is recognized for her motivating enthusiastic teaching style. While nurturing creative opportunities, she emphasizes the importance of a strong technical foundation.

**John Anderson** is an enthusiastic studio and on-location painter. His excitement about the language and the process of painting is infectious. John's first major influence was the work of Andrew Wyeth; later it was the Group of Seven and Tom Thomson. Zone and Sorolla figure into the equation in a significant way as well. His interest in the work of North American Impressionists such as Aldro Hibbard was followed by interest in contemporary plein air painters like David Curtis, Trevor Chamberlain, Kevin MacPherson and Richard Schmid. John's work is a blend of many of these painters, along with his own presentation of light and colour. His work focuses on strong compositions filled with the mood of the moment. Light is fleeting – its impact leaves a profound impression – learning to see that and capture it in paint is his passion. John is represented by Ethel Curry Gallery in Haliburton, The Bank Gallery in Clarksburg, Double Doors Gallery in Anten Mills, Blue Mountain Foundation for the Arts Gallery in Collingwood, and Riverside Gallery, London, UK. [www.johndavidanderson.ca](http://www.johndavidanderson.ca)

**Jan Anderson** became a committed fabric artist-quilter after taking her first course at the Haliburton School of Art + Design. After experimenting and creating with glass, wood, stone, paper and wire, she is addicted to the texture, diversity and colour of textiles. Jan manipulates wax, wool rovings, rust, paint, dye, pigment, canvas, cotton, origami, embellishments, and more to produce unique wall hangings. She has over seventeen years of teaching experience at colleges and universities in Ontario and is recognized for her passion, creativity and innovation, touched by humour and motivation. [www.bytheriverstudio.ca](http://www.bytheriverstudio.ca)

**Norma Araiza** is a performer, choreographer, instructor, and registered psychotherapist of Yoeme descent, originally from Mexico. She has studied different disciplines within the arts, blending dance, theatre, vocals, percussion, and storytelling with cultural and traditional themes, especially from her Indigenous background. She uses these modalities in her Expressive Arts Therapy practice. Norma has completed her Master's Degree in Dance Ethnology at York University and graduated from the Expressive Arts Therapy Program at the CREATE Institute in 2006. She is currently working at Hospice Toronto, as the Expressive Arts Therapy (EXAT) Program Coordinator, focusing on life threatening illnesses, palliative care, anticipatory grief, and grief and bereavement. She also has a small private practice.

**Frith Bail** has a BA in Fine Arts and Education from Goddard College in Vermont and a Master's in Professional Studies in Art Therapy from the Pratt Institute in New York. Working with the female image has been a core form in her body of work and her passion has been the exploration of sawdust firing. She loves the magic and unpredictability of the process. Frith has shown in Ontario, Quebec and Boston and at Nuit Blanche in Toronto for four years. Her work has been widely exhibited, most recently in group shows at the Orillia Museum, Mad and Noisy Gallery in Creemore and Hatch Gallery in Prince Edward Island.

**Judith Bainbridge** is a multi-media artist, retired from Heraldic Art and Calligraphy commissions for the Federal Government and the Governor General. These commissions include painting, calligraphy and gilding for the Merchant Navy Book of Remembrance, and for the Grant of Arms and flag for Nunavut. She specializes in mediaeval scripts on calfskin, gilding and traditional decoration in gouache. She now enjoys modern lettering on three-dimensional objects such as art books, sculpture, mobiles and furniture. Judith is a founding member of the Calligraphy Society of Ottawa and has been teaching calligraphy, gilding, and related arts across Canada since 1981. [judithbainbridgecalligraphy.weebly.com](http://judithbainbridgecalligraphy.weebly.com)

**Michael Bainbridge** worked for ten years as a cameraman and director of photography in film and TV before switching full-time to still photography. Since then, his work has been sold privately, exhibited publicly, and featured internationally. He now specializes in art and specimen photography for museums and private collectors. Michael is a frequent guest speaker at major conferences in his field, teaches photography and digital manipulation regularly, and does Photoshop work and pre-press processing for other photographers. [www.theoccurrence.ca](http://www.theoccurrence.ca)

**NEW! Cheryl Barendregt** has nearly 20 years' experience in the teaching and facilitation field. A Community Development Coordinator, she employs a wide range of skills working with groups and individuals establishing and achieving projects that support or enhance the housing community. One of her favourite aspects of group work and relationships is 'stirring the people stew'.

**Verity Barrett** has a Master's degree in Social Work and has spent over 30 years working with children, youth, and families as a parent therapist, CAS worker, and counsellor in children's mental health clinics. She specialized in trauma, using Sandtray-Worldplay and expressive arts extensively in her work. Recently retired from clinical practice to focus on numerous creative projects, she has used a combination of expressive arts and ceremony to enrich both her personal life, clinical practice, and in workshops.

**Lisa Barry** is a graduate of Sheridan College's Ceramics Program and has also achieved a BFA from the Alberta College of Art and Design. Lisa has a broad range of experience with various pottery techniques as well as kiln firing processes. An artist of note, she has exhibited nationally and continues to develop herself as an artist through workshops and learning opportunities. Lisa brings a passion and energy to her teaching that ensures a lively and creative atmosphere for her students.

**Wendy E. Bateman** teaches weaving, spinning, braiding, creativity, textile science, and colour and design for textiles. She is a graduate "with distinction" from the Ontario Handweavers and Spinners Spinning Certificate program, a Master Spinner, a graduate of Sir Sandford Fleming College's Visual and Creative Arts Diploma Program and has been the owner of Fibres WEB studio for over 40 years. She has received numerous design, originality and judges' choice awards for her work and enjoys teaching her craft and sharing her environmental ideas. A recipient of the Enviro Hero for the Arts Award and an OHS Merit Award, she is recognized and for being environmentally attentive through her art practice.

**Catherine Benoit**, at eight years old, saw a glass blower and that was it. She fell in love. Her studies focused on art, and after exploring several mediums, Catherine graduated from Espace Verre in 2002. She has been creating utilitarian and decorative objects in glass since. In addition to making, she also loves teaching glassblowing. Her two favourite techniques are glassblowing and kiln casting. Catherine's pieces reflect her second passion: dance. The flamboyant colours of the costumes and the sensual curves of the dancers translate through her artistic vocabulary. Ardour, passion, and love of life emerge from her creations as much as they do from her. [www.catherinebenoit.com](http://www.catherinebenoit.com)

**Annette Blady Van Mil** is a graduate of OCADU. For many years, she has worked as an architectural and interior designer on projects all over North America, but painting has always been her first love. Annette has spent several years developing her unique approach to painting using mixed media, found objects, stained glass and encaustic. It is this diverse and open-minded approach to media and materials that inspires her mosaics and artwork. The popularity of the style she has developed has allowed her to pursue art on a full-time basis. [www.annetteblady.com](http://www.annetteblady.com)

**Harriet Boon** is a spinner, dyer, weaver, and retired shepherd. She earned her Master Spinner certification in 1976 and continues as an instructor in Spinning Certificate programs. Her involvement with fibres and natural dyes spans five decades, during which time her education was enriched through travels in Europe and Asia. Harriet teaches workshops in Canada and the US.

**Steven Botelho** graduated from Sheridan College as an illustrator and has illustrated numerous children's books. A diverse artist, his love for chalk pastel brought him an abundance of work as a wildlife artist, and he's created puppets for stage shows and theater productions. More recently, he started *Our Space*, a school-touring puppet program that brings awareness and acceptance of mental health issues and personal disabilities. Also a stage performer and director, Steven has been involved with musical theater for 12 years. He loves sharing his talent, knowledge, and passion for the arts. Following in the footsteps of his idol Jim Henson, creator of the *Muppets* and *Sesame Street*, he's thrilled to share his story and important messages through creative processes. To quote Steven, "What is it that you're meant to do? Tell your own story."



**Toni Caldarone** has been a 'maker' throughout her life, inspired by natural found and recycled objects. Having had a career in the corporate world, she stayed in touch with art through classes at Toronto School of Art, AGO, HSAD and Learn4Life. Downsizing brought Toni back to the creative world where she describes herself as a self-taught, mixed-media expressive artist. Her life's journey, her enthusiasm and her artistic vision have provided the opportunity to translate her skills into hands-on experiences with her students for nearly twenty years. Toni has shown work through exhibitions as well as private and event sales. She loves to encourage creativity through positive experiences in a supportive atmosphere.

**Pam Carnochan** is an artist, a farmer, and an outdoor enthusiast. This combination makes her art refreshing and her methods appealing. She shears the wool from her sheep, washes and dyes it, and then felts it into landscape paintings. The process she has titled *Watercolour with Wool*, and the method is felting using both wet and dry (needle) felting techniques to create the images. She has taught at the Algonquin Art Centre, the McMichael Art Gallery in Kleinburg, and in numerous schools, service clubs and art organizations over the past ten years. Pam is currently a member of the Muskoka Autumn Studio Tour, The Artists of the Limerlost Tour, and co-chair of the Huntsville Art Society. [MorganHouseWoolWorks.ca](http://MorganHouseWoolWorks.ca)

**Tony Clennell** is a second-generation potter that has taught workshops in Canada, the US, Japan, China, Korea, Wales, and Italy. He has a Master of Fine Arts degree from Utah State University and is a member of the Royal Canadian Academy of Arts. Tony has written more than 55 articles for ceramic journals and has exhibited in museums and collections in North America, Europe, and Asia. He is the author of *Stuck in the Mud* and celebrated blogger. [smokieclennell.blogspot.com](http://smokieclennell.blogspot.com)

**Albert Cote** graduated from Brock University with BA degrees in Visual Arts and Education. His natural artistic abilities, imagination, visual arts background, and his experience in operating a quilt store for many years has served as a starting point for a very successful longarm and fibre arts career. He has many commissioned pieces in the Niagara area as well as throughout Canada and the US. His innovative classes and trunk shows are an attraction for many people in the quilting world.

**Art Cunanan**, born in the Philippines and educated at the University of Santo Tomas in Manila, emigrated to Canada in 1976. He works primarily in watercolour but also enjoys painting in oil and acrylic. The challenges and unpredictability of watercolour always surprises, making it his medium of choice. Art regularly conducts workshops across Canada, the US, and Europe. Most of his works are in private and corporate collections in Canada, the US, Australia, the Philippines, and Europe. Art is also an elected member of the prestigious Canadian Society of Painters in Watercolour. [www.artbcunanan.com](http://www.artbcunanan.com)

**Jay Dampf's** classes attract both the curious beginner and the more experienced artist because he has an ability to create an atmosphere of infectious enthusiasm and relaxed, constructive learning. At present, he teaches 13 classes weekly in a variety of media, techniques and personal pursuits, as well as weekend seminars in drawing, painting, and drawing for woodcarvers. His reputation has recently earned him invitations to judge wood-carving shows, as well as the Award of Teaching Excellence from the Toronto Board of Education. Jay's art has won many awards in Canada and the US, and virtually all of his works are hanging on walls across North America. His artistic interests are as varied as his education and experience, which include the prestigious, specialized art program at Central Technical School, and George Brown College's Fine & Commercial Arts program, followed by several years in the advertising and design industry. Jay's interests in wildlife, art and archaeology have sparked extensive travels through Africa, South America and Europe. These sources of inspiration are reflected in his continuing artistic growth.

**DeAnn deGrujter** is a professional actress, theatre teacher, Arts & Education Consultant and Expressive Arts Facilitator. She holds an MFA in Theatre and Teaching and is a graduate of the Expressive Arts program at Haliburton School of Art + Design. DeAnn has performed at both Stratford and Shaw festivals as well as on stages large and small across Canada and abroad. She starred in the hit musical *Mamma Mia!* and in many productions at Toronto's Young People's Theatre. DeAnn worked in political satire at CBC radio comedy for many years and currently voices Mayor Goodway on the popular animated children's series, *Paw Patrol*. She has taught acting for young adults with the Canadian Opera Company, York University, Young People's Theatre, and various school boards throughout southern Ontario. She also runs The Pilot Project, a drama and expressive arts workshop program for seniors in the Greater Toronto Area, while advocating for Prescribing Arts in Healthcare. Her classes are all infused with mindfulness, emotional intelligence, and her signature sense of humour.

**Carlos del Junco** is one of those players whose music is so advanced that when it comes to awards, it's either retire the category or rephrase the question to "Best Harmonica Player Not Named Carlos". This includes two Gold Medals from the Hohner World Harmonica Championship in Trossingen, Germany, as well as multiple national awards. To say he plays the harmonica is like saying "Jimi Hendrix plays guitar." He blows the blues harp through a prism – suddenly it seems he's holding every colour in the musical rainbow right there in his hands. Carlos has been touring in Canada, the US and Europe for the last 15 years and has also taught extensively, both privately and small workshops. This will be a unique opportunity to learn from one of the world's best diatonic harmonica players. [www.carlosdeljunco.com](http://www.carlosdeljunco.com)

**NEW! Luke Despatie** is an award-winning artist, graphic designer, and illustrator with internationally recognized work in publications such as *Applied Arts*, *Communication Arts*, *Low Tech Print* (UK), and *Unexpected Packaging!* (Japan). *Design Edge* magazine named him one of ten young designers to watch. As an artist, Luke has transitioned into the world of landscape painting, most recently winning a juror's prize at the Latham Gallery's Juried Show. He teaches Typography in Fleming College's Graphic Design – Visual Communication program. [www.instagram.com/luledespatieart](http://www.instagram.com/luledespatieart)

**Glenn Diezel** has been a busy timber framer since 1979 and runs a timber frame and woodworking company. He is a lifelong member of the Timber Framers Guild of North America. His work is influenced by the Craftsman and Japanese styles of architecture, while incorporating modern energy efficient building practices.

**Gary Diggins** has maintained a private therapeutic practice for over three decades. His approach combines counselling with 'soundwork as soulwork'. He has taken his processes to African communities affected by conflict and, for the past five years, has been bringing the work to communities and institutions in Israel, such as Hebrew University. As a multi-instrumentalist, Gary has composed for film, recorded on dozens of projects, and performed internationally. He is currently also involved in the arts centre, Silence. His book, *Tuning the Eardrums*, has been published by Friesen Press. [www.garydiggins.com](http://www.garydiggins.com)

**Judith Dingle** is a full-time textile artist. Since 1978 her work has been exhibited in solo and group shows in Canada, the US, Europe, New Zealand, Japan, and Taiwan. She is well known for her architecturally scaled quilted wall hangings and textile constructions commissioned for residential and corporate interiors. Corporate clients include Seiko, Xerox, Rolex, Bristol Place Hotel, C-I-L, Extendicare, and a 15' x 8' silk donor quilt for the Yee Hong Wellness Foundation. Her work is also located in many public collections such as the Textile Museum of Canada in Toronto, the Claridge Bronfman Collection in Montreal, the National Museum of Civilization in Ottawa, and the 2019 International Quilt Study Center and Museum, Lincoln Nebraska, as well as in private homes throughout the world. She has won acclaim and awards for her work, including Canada Council and Ontario Arts Council awards and her flat and constructed quilts have been widely published in magazines and books such as *The Art Quilt* by Robert Shaw. Judith is a respected teacher and lecturer who has taught extensively for over 25 years and is known for providing a supportive atmosphere for development and exploration.

**Marybeth Leis Druey** is an Expressive Arts facilitator and artist who integrates the arts with mindfulness practice, reflection, and her work with the Hamilton charity, Student Open Circles. She leads groups and individuals in exploring self-expression through various creative mediums, facilitating growth in self-awareness, meaning-making, leadership, and engagement in social justice. Her vibrant artistic works are exhibited locally, in international publications, and in many private collections. Marybeth is a graduate of the Expressive Arts Ontario Graduate Certificate Program at Haliburton School of Art + Design, Fleming College, received her Bachelor of Education at the University of Western Ontario, and is a trained Spiritual Director through the Ontario Jubilee program.

**Suzi Dwor** has a Master's in Art Education and has studied in the US, Paris, and Mexico. An accomplished artist and teacher, she taught Fibre Design at Buffalo State University and is currently working in a program called "Learning Through the Arts" in the Niagara public schools. Her students describe her as extremely creative, intuitive, knowledgeable, and energetic. Suzi makes paper of incredible colour and quality that is used for collage and three-dimensional works of art. She trained in paper-making and fibre design at Kent State, Ohio; Cleveland Institute of Art, Fleming College, and Buffalo State University. Suzi also runs workshops for Wellspring Cancer Centre and Niagara Mental Health, as well as private retreats. Her achievements are many and include juried exhibits and workshops at the Albright Knox Gallery, Buffalo; Canada Koffler Gallery, Toronto; Rodman Hall, St. Catharines; Jordan Art Gallery; 100 American Craftsmen, NY; as well as across the US and southern Ontario.

**Todd Jeffrey Ellis** received an arts diploma from Niagara College in 1970 and completed his degree at OCADU, attaining his Bachelor of Design. He has worked extensively in various areas of the arts: teaching, directing, and set, prop, and furniture designing. His love of metalwork took hold when he discovered chasing, repoussé, and the moving of metal in 1995. Since that time he has studied at OCADU, George Brown College, the Haliburton School of Art + Design and through extensive studies with such renowned masters as Lois Etherington Betteridge, Brian Clarke, Charles Lewton Brain, and Don Stuart. In 2000 Jeffrey was awarded 'Best Holloware Award' in the Metal Arts Guild's 'Under Glass' Exhibition. In 2003 he participated in a group exhibition at Metalurge in Toronto, which showcased his expertise in the decorative form. He has taught at Niagara College, York University, Toronto Teacher's College, and the Haliburton School of Art + Design, and served on the executive of the Metal Arts Guild of Canada for seven years. In 2008 he was published in 500 Metal Vessels. In 2010 he had an exhibition with Susan Watson Ellis at the Ontario Craft Council Gallery, and Jeffrey and Susan created the window display for the Guild Show during the 2010 Film Festival. [www.silversmith.ca](http://www.silversmith.ca)

**Sandee Ewasiuk**, a graduate of OCADU, has participated in many group and solo exhibitions and her paintings can be found in corporate and private collections around the world. She currently divides her time between painting and teaching art at the Dundas Valley School of Art and The Art Gallery of Burlington. She recently spent a month in Thailand as an artist-in-residence, exploring painting and mixed media.

**Margaret Ferraro's** artwork includes pastel, oil, and acrylic painting and is rooted in traditional style while playing with some level of abstraction. An adventurous and always experimental use of colour are signature qualities of her work. Since 2008, she has led painting trips to Central and South America, France, Italy, Spain, Costa Rica, and most recently, Peru. She has exhibited widely in the Ottawa area, as well as with the Pastel Society of Eastern Canada (Montreal), Pastel Artist of Canada (various locations across Canada, Toronto, Vancouver), the Pastel Society of America (New York City), and more. Margaret is a seasoned instructor of not only pastel, but also underpainting for pastel, and creativity courses on how to find your voice and progress as an artist. [www.margaretferraro.com](http://www.margaretferraro.com)

**Ardath Finnbogason-Hill** believes that we are all creative "Be-ing's" and she loves to experience the discovery or rediscovery of hidden talents of those who participate in her workshops. As a creative processor, her experimentation with fibres, textures, colours and techniques has been evolving for many years. Ardath's knitted garments are fanciful and mysteriously beautiful. Her Icelandic heritage, relationships, readings, travels, women's circles, and spiritual journey have all influenced her artwork. Her creations have been displayed at numerous art shows, and her commissioned pieces are seen in several countries. One highlight was the creation of a wrap entitled Fire Ice and Mother Sea for the first woman President of Iceland. In her writing, painting and fibre art, there is a story or a message of empowerment or inspiration. Ardath's background as nurse educator/counsellor and her many years of facilitating creative process workshops combine with her enthusiasm to create an environment conducive to self-discovery.

**Susan Fisher** graduated from Concordia University with an Honours BFA and a postgraduate diploma in Art Education. She then continued her education at Trent University where she achieved a Master's Degree specializing in First Nations Art History. From an early passion for printmaking and especially photography, she embraced the specialized techniques of encaustic painting, an ancient medium rediscovered and currently popular with a growing number of artists. She has had numerous solo shows in the Peterborough area including a major solo show at the Art Gallery of Peterborough. Her work has been juried into a prestigious show in Sagamiyara, Japan and has also been shown in Denver, Co. She is represented by Soho Myriad Gallery, Atlanta and Ethel Curry Gallery, Haliburton. [www.fisherencaustic.com](http://www.fisherencaustic.com)

**NEW! Jason Fowler**, a Toronto guitarist/singer/songwriter/producer, holds an Honours Degree from McGill University in Classical Guitar Performance and is a two-time winner at the prestigious Walnut Valley National Guitar Championships, in the fingerstyle and flatpicking categories. He has released six independent solo albums and has played on over 100 albums, various television and radio spots, and numerous film soundtracks. Among his performance and recording credits is working with innumerable Canadian and international artists including Loreena McKennit, Michelle Wright, Valdy, Pavlo, Nana Mouskouri, The Irish Tenors, Susan Aglukark, Bruce Cockburn, Murray McLauchlan, Amy Sky & Marc Jordan, Heather Rankin, Quartette, Anne Lindsay, Suzie Vinnick, Justin Rutledge, and Madison Violet. In 2019 Jason played in the bands for the Toronto productions of *The Lion King* and *The Girl From The North Country*. His composition, *Midwestern Lament*, was the inaugural winner of the Instrumental category in the OCFF Songs From The Heart Awards. Jason has also received a Porcupine Award, the CEC McEachern Award, for Outstanding Musical Accompanist. [www.jasonfowler.ca](http://www.jasonfowler.ca)

**Lois Freedman** has been knitting, crocheting and sewing since childhood. In 2007 she became fascinated with spinning after taking courses at HSAD and went on to complete the OHS Handspinning Certificate Program, graduating with distinction in 2014. She was the Northern Representative on the OHS Board of Directors for several years. As a member of both the Deep River Weavers' Guild and the North Bay Gateway Guild, Lois has taught workshops on fibre preparation, dyeing and spinning. Her love of learning and inquisitive nature has also resulted in a respectable collection of various fibres, spinning wheels and looms.

**Lorrie Gallant** is a writer, illustrator, storyteller, visual artist, educator, and Expressive Arts Practitioner, born and raised on Six Nations of the Grand River Territory Ontario. Her series of children's books, intergenerational projects, and art exhibitions are based on Indigenous community. This rich culture, history, and the trauma of colonization are revealed through her art-based teaching and workshops. She was the Education Program Coordinator at Woodland Cultural Centre in Brantford for 11 years. Lorrie is the recipient of the 2015 Ontario Arts Foundation Artist Educator Award and an alumnus of Fleming College's 2016 Expressive Arts Program. She sits on the Indigenous Advisory Circles for the Royal Ontario Museum, City of Toronto Museums and Historical Sites, and Peel District School Board. Lorrie is on the Board of Directors for Ontario Expressive Arts Therapy Association, a part-time professor for Mohawk College's Expressive Arts Program, and Assistant Professor for the Department of Family Medicine at McMaster University.

**April Gates** is a full-time ceramic artist and educator. After colourful and long meanderings in travel, work and education, she finally answered the call to study ceramics. A lifelong background in image making married a concern for function and ritual ~ and Blackbird Pottery was born. April's graphic and illustrative work has been nationally exhibited, collected and published. Her current obsession is to marvel the endless potential of the ceramic surface. As a facilitator, April is passionate about helping others to find their voice through artistic explorations. [www.blackbirdpottery.ca](http://www.blackbirdpottery.ca)

**Karyn Gingras**, when signing up for a night school class in tap dancing, was told that the course was full. But, they added, the millinery course had lots of space. The rest, as they say, is history. Karyn is the owner/designer of Lilliput Hats, a three decades old traditional millinery. As all the Lilliput hats are crafted on site in the studio/atelier, the store has become a curious landmark in the city, where visitors can glimpse old-world techniques while their hat is made before their eyes. Lilliput hats are carried across the country at Holt Renfrew and other fine boutiques in Canada and the US. The hats are in the collections of Whoopi Goldberg, Celine Dion, and former Governor General of Canada, Adrienne Clarkson. Karyn's many theatre, television, and film credits include *Mama Mia*, *Music Man*, and *The Evelyn Dick Story*. Most recently, she created the hats worn by Gord Downie on the Tragically Hip's *Man Machine Poem* tour. She is the recipient of several awards, including the 1999 City of Toronto Accessories Designer of the Year, the One-of-a-Kind Show Best Traditional Craft, and the One-of-a-Kind Show Hall of Fame. She has taught at the International Academy of Design and Ryerson University of Design. [www.lilliputhats.com](http://www.lilliputhats.com)

**Eve Goldberg** is a compelling songwriter and interpreter whose music spans folk, blues, country, swing, bluegrass, and more. Known for her watercolour voice and solid guitar style, she is a favourite at festivals and concert series across North America, and she has released three albums to widespread acclaim. She is currently performing with the duo Gathering Sparks. Eve is a much sought-after music teacher and leads workshops on guitar, ukulele, singing, and songwriting, with an emphasis on making music for the joy of it. She believes that everyone can make music and in her teaching she strives to create a fun, supportive environment for students to learn and grow. [www.evegoldberg.com](http://www.evegoldberg.com)

**Catherine Graham** is an award-winning Toronto-based poet and novelist. Among her six poetry collections, *The Celery Forest* was named a CBC Best Book of the Year, appears on CBC Books Ultimate Canadian Poetry List, and was a finalist for the Fred Cogswell Award for Excellence in Poetry. Her *Red Hair Rises with the Wings of Insects* was a finalist for the Raymond Souster Award and CAA Award for Poetry and her debut novel *Quarry* won an Independent Publisher Book Awards Gold Medal for Fiction, "The Very Best!" Book Awards for Best Fiction and was a finalist for the Fred Kerner Book Award and Sarton Women's Book Award for Contemporary Fiction. She received an Excellence in Teaching Award at the University of Toronto SCS and was also the winner of the TIFA's Poetry NOW competition. Her work is anthologized internationally, and she has appeared on CBC Radio One's *The Next Chapter* with Shelagh Rogers. *Aether: an out-of-body lyric* will be published Fall 2020. [www.catherinegraham.com](http://www.catherinegraham.com). Twitter and Instagram: @catgrahampoet

**Mathieu Grodet** is a glassblower, flame worker and illustrator born in Orleans, France. Current work brings the past of glass together with themes of the present, using traditional techniques with a modern twist. Ideas around contradiction, power, duality and the absurdity of life are explored as he marries and reconstructs form, function and design with a unique style to provoke discussion. Recent workshops, lectures and classes delivered have included cities in China, Japan, Turkey, France, Canada and the US. His work is in private collections across Europe and North America and can be seen at the Corning Museum of Glass, the Art Institute of Chicago, and various galleries in Canada. [mathieugrodetglass.com](http://mathieugrodetglass.com)

**Gunnel Hag** studied textile design in Sweden and England. Her studio, Trees Textile Designers and Printers produces fabrics for film and theatre productions. She taught in the Textile Studio at Sheridan College for 12 years and has been a visiting lecturer at the National Institute of Design in Ahmadabad, India. Her fabrics have been represented at international design exhibitions and she has received many grants and awards for her work. Gunnel has published two books: *Creating Texture* and *Creating Texture: Soft Texture*. [www.colourvie.com](http://www.colourvie.com) [gunnelhag.blogspot.ca](http://gunnelhag.blogspot.ca)

**Jeff Helmes** began bladesmithing in 2003, working out of a primitive hand-built forge in his backyard. A graduate of Fleming College's Artist Blacksmith program, Jeff has pursued blacksmithing and bladesmithing full time since 2004. He is currently self-employed as a full-time swordsmith.

**NEW! Stephanie Hitchcock** started her glassblowing career in 2009 at LaSalle Scientific Inc., where she completed a three-year scientific glassblowing apprenticeship. Over the last decade, she has been an active member of the American Scientific Glassblowers Society, where she has been the recipient of many awards and been the secretary of the Canadian section. In addition to developing her scientific glassblowing skills, she has also explored artistic flameworking as a hobby. With the recent legalization of cannabis, Stephanie decided to expand LaSalle's products to offer paraphernalia. She continues to learn and hopes to inspire and teach the next generation about flameworking.

**Kal Honey** is an award-winning graduate of OCAD. His work in painting, assemblage, and collage encompasses bold graphics, subtle patterns, text and wordplay. Recent exhibitions include Queen West Art Crawl, Art Square Cafe and RAW Toronto. As an instructor, Kal likes to create a learning environment that is as supportive as it is adventurous. He teaches in diploma, certificate and summer programs at Haliburton School of Art + Design, including VCAD and Independent Studio Practice; regularly at Neilson Park Creative Centre and Visual Arts Mississauga, as well as leading workshops, giving lectures and jurying exhibitions throughout Ontario. [www.kalhoney.ca](http://www.kalhoney.ca)



**Bethany Houghton** has been building stringed instruments for over 20 years, specializing in Art Instruments, which include inlays and intricate scroll carvings. Having assisted in the musical instrument construction courses at HSAD for many years, she is delighted to become the instructor. Bethany also plays music, teaches all the strings, performs, and is a fixture in the local Haliburton musical community. [www.stringstudioworkshop.ca](http://www.stringstudioworkshop.ca)

**Ken Hussey**, Ward World Champion in the Contemporary Antique Decoy category, has been carving duck decoys since 1982. Armed with a Mechanical Engineering diploma and further studies in graphic design, he enjoyed a varied career that culminated in many years as a graphic design instructor. He began carving decoys when, as an avid hunter, he noticed how much better wooden decoys performed than plastic ones. His efforts started with working decoys, progressed to decorative, and evolved into what would become the contemporary antique category of decoys. Ken has firmly established a reputation for excellence and is a sought-after instructor.

**Mary Intven Wallace** began painting after her first trip to Algonquin Park almost 50 years ago. Inspired by the Group of Seven, her enduring enthusiasm for Canada's landscape continues to flourish, especially when she paints at her woodland studio in the Algonquin Highlands. Her vibrant paintings and landscape illustrations grace public and private collections around the world, winning awards such as the International White Raven Award and the National Outdoor Book Award. Mary is a longstanding HSAD faculty member and is honoured by Western University's Award for Excellence in Education and CSEA's Excellence in Canadian Art Education Award. [www.maryintvenwallaceartist.com](http://www.maryintvenwallaceartist.com)

**NEW!** **Sandra Iskandar** is a graduate of the School of Architecture at Carleton University, Ottawa. A community-minded architectural educator who enjoys blurring the lines between art, architecture and the public realm, she strives to empower her students to think like urban planners. She encourages open dialogue to allow synergy and collaboration, promoting ideas for constructing healthy, inclusive communities. As an educator with No.9 Contemporary Art & The Environment and Inner City Angels in Toronto, and with her involvement with Waterfront Toronto's Underpass Park, Sandra has been instrumental in guiding design ideas and supporting the evolution of public realm in this rich urban context, otherwise termed as 'designing future cities'. She is a licensed Architect and project manager, with accumulated experience in the fields of arts and culture, adaptive re-use, heritage, and community and sports.

**Ljubomir Ivankovic** comes from the tradition of European schools of fine arts. Through his 40-year career, he has become a devoted professional and has learned to enrich his art with his personal sensitivity. Ljubomir's current art practice is primarily dedicated to oil painting. He majestically paints human bodies and portraits, landscapes, still life, and interiors, bestowing a surreal quality upon the finished work. Elegant and balanced composition, voluminous forms, a very rich palette, and the predominant role he gives to light are all part of his artistic signature. [www.ljubomir.com](http://www.ljubomir.com)

**Louise Jackson** has been a spinner and dyer for 30 years. She earned her Master Spinner/Dyer Certificate from Georgian College in 1996. Louise has enjoyed teaching fleece preparation and spinning basics, demonstrating at fall fairs and historical society events, as well as conducting spinning and nature dyeing workshops. She has been a class technician, dyeing instructor, assisted and now coordinating in the OHS Spinning Certificate Program at Haliburton School of Art + Design for over ten years.

**NEW!** **Martha Johnson** graduated from the University of Guelph with an Honours Bachelor of Fine Arts, attended Arts Sake in Toronto, and was mentored by Tom Hodgson (Painter's Eleven). She has been instructing all skill levels of painting and drawing over 25 years at ArteMbassy and Avenue Road Arts School in Toronto and leads outdoor painting workshops at various locations including Algonquin Park, Grand Manan NB, Provence France, and Union Island in the Caribbean. Her work is held in public, corporate and private collections worldwide and has sold in Waddington's Concrete Sale. Martha's work investigates the strata in subject matter, and her practice is profoundly affected by local environment, history and legend. Current figurative imagery references transition, transformation, androgyny and perception. She is known for painting on unusual surfaces, a result of having spent many years designing sets and costumes for theatre and film. Her 2017 solo exhibition, *Shadow Red*, included works crafted on vintage and antique woollen blankets illustrating a deep family connection to the Tom Thomson mystery. Important ongoing bodies of work, *Survey The Valley* and *Kent Island* and the *Albatross*, encounter cohabitation of urban and rural wildlife with human encroachment. Martha is currently represented by Julie McMeekin ArteMbassy and Art Interiors in Toronto. [marthajohnson.ca](http://marthajohnson.ca) #highpinespainter

**Ralph Johnston** learned to weave in his teens and has his Honours Associateship in Textile Design from the Scottish College of Textiles. He is the co-author of *Sashes, Straps and Bands*, a book on weaving warp-faced twill bands. A skilled instructor, he teaches a wide variety of weaving, but among his current interests are ceintures fléchées (traditional voyageur sashes), loom maintenance and eight harness weaving. He is also a musician, composer and choir director.

**Gord Jones** is an elected member of the Canadian Society of Painters in Watercolour, The Society of Canadian Artists, the Niagara Frontier Watercolour Society, The Haliburton Arts Council, the Rails End Gallery, and is Ontario's representative of the International Watercolour Society. He is represented by various galleries in Ontario and participates in selected exhibitions throughout the year. Gord is inspired by the surrounding landscape and loves how watercolour allows him to transfer the light and shadow that he photographs in real life to the painting. [www.watercoloursbygordjones.com](http://www.watercoloursbygordjones.com)

**Shannon Kennedy** has been exploring the cutting edge of design using digital manufacturing technologies like 3D printing for years, integrating the skills of the craft artist and the technologies of manufacturing. 3D modelling, rapid prototyping, and 3D printing advanced techniques have created a new way for her to realize her designs as a jeweller. She graduated in 1996 from the Ontario College of Art and Design and furthered her jewellery making skills by attending George Brown College's Jewellery Art Program. She is an award-winning designer, a Saul Bell finalist, and published PMC artist. In recognition of her PMC work, she was invited to give a PMC demonstration at the SNAG Conference in Toronto, 2013. Shannon is a passionate instructor at several colleges and galleries, as well as at her studio. She and her partner are currently running their own jewellery business, Cynosure Jewellery. [www.cynosure-jewelry.com](http://www.cynosure-jewelry.com)

**Kim-Lee Kho** is a multidisciplinary artist and former designer with a family of scientists and artists that have influenced her work. In 2016 and 2018 she was a featured artist in the In Situ arts festivals in Mississauga, with multimedia installations and live performances. Kim has participated nationally in exhibitions, residencies, and mentorships and had two major solo exhibitions in Toronto in 2019. A popular and knowledgeable arts instructor, she teaches at Neilson Park Creative Centre in Etobicoke, while also teaching, presenting, critiquing, demonstrating, and jurying exhibitions at the invitation of art groups in Ontario. [www.kimleekho.ca](http://www.kimleekho.ca)

**Debra Krakow** is an artist and architect whose paintings express her deep connection to nature, as seen through the lens of a former urbanite. Her artistic practice has evolved through drawing, painting, printmaking, sculpture, fibre arts, and ceramics. She paints in layers to create an evocative surface. Debra's work has a quiet energy – a delicate balance between fluidity and structure, transparency and solidity, mystery and clarity. She loves sharing her knowledge and enthusiasm with her students. Galleries in Toronto, Prince Edward County, Kingston, and Ottawa represent her work. [www.debrakrakow.com](http://www.debrakrakow.com)

**Andrew Kuntz** is a renowned Canadian glass artist whose work has been widely praised for its classical grace, contemporary simplicity, and vibrancy of colour. In addition to winning a number of significant awards, his pieces have been extensively exhibited around the globe, including at the Canadian Embassy in Washington, D.C.; Pilkington, Sheffield, and Oxford Museums in England; the Galerie Art et Creation in Lyon, France; Tai Pei Fine Art Museum; the Hong Kong Museum of Art; and the Museum of Contemporary Craft in New York. Andrew's privately owned work is represented in numerous domestic and international collections, including gifts to the Premier of China and Prime Minister of Ireland from the Canadian government, installed work at the Palace of Prince Faisal bin al Saud in Riyadh, Saudi Arabia, and the US Ambassador to Canada. Andrew trained in blown and sculptural glass at Sheridan College School of Design from 1977 to 1980. Since that time, he has been a resident artist at Harbourfront Glass Studio in Toronto, has taught at Alberta College of Art and Sheridan College, and has participated in numerous workshops and exhibitions throughout the world. He is a founding member of the Glen Williams Glass Cooperative in Glen Williams, Ontario.

**Wendy Ladurantaye** has enjoyed an eclectic art journey. After graduating from Sheridan College in general fine arts, she studied the glass medium under Jim Schnick and Clark Guettel and joined the faculty of the Haliburton School of Art + Design over 30 years ago. Her commissioned glass has found homes worldwide, with her favourites being the church windows installed in St. George's Anglican Church, Haliburton, and St. Margaret's Anglican Church, Wilberforce, Ontario. Wendy developed strong solution-focused, problem-solving skills, and enjoys supportive teaching techniques which build upon the learner's strengths. She has found inspiration in many of her successful students, as well as her mentor, Mary Intven Wallace, fellow author and paint media artist. Wendy believes strongly in the journey and the importance of making time to discover joy in the process of art-making in any media.

**William "Grit" Laskin's** steel-string, classical and flamenco guitars are known and coveted around the world. A guitar maker since 1971, players of his instruments include k.d. lang, Ben Mink, Rik Emmett, Tom Cochrane, Jesse Cook, Wayne Johnson, Tom Chapin, Garnet Rogers, Stan Rogers, Ottmar Liebert, Ken Whiteley, James Keelaghan, Cathy Fink & Marcy Marxer, Kobukuro (Japan), Lillebjorn Nilsen (Norway). Commissions from guitar maker colleagues and others within the trade include: Bill Collings (Collings Guitars, Texas), Roger Sadowsky (Sadowsky Guitars, New York), Dick Boak (director, Martin Guitars, PA), Larry Sifel (pres., Pearlworks, MD), Chuck Erickson (Duke Of Pearl LLC.) His current waiting list of commissions is over 25 months long. In 1997, he received Canada's prestigious Saidye Bronfman Award For Excellence, the first and only instrument maker to be so honoured. An elected fellow of the Royal Canadian Academy of the Arts, (RCA), he is also included in University Of Toronto's *Who's Who In Canada*, and the Encyclopedia of Music in Canada. In 2010 he was awarded the Estelle Klein Lifetime Achievement Award for his contributions to Folk Music. Most recently (2012) he was named to the Order Of Canada (C.M.), Canada's highest civilian honour. Inventor, artist, multi-instrumentalist, songwriter, singer, Borealis Records music label founder, and author, Grit is a highly respected influencer in the national and international music and guitar making communities. [williamlaskin.com](http://williamlaskin.com)

**Elise Laviolette** has always had a creative flair and a knack for finding connections between seemingly unrelated concepts. An art therapist currently working in private practice, she encourages people to use their innate power of imagination and creation to enhance their mental health. Elise believes art therapy and creative expression bring physicality to our transient and elusive thoughts and emotions, allowing us to encounter ourselves in a way that is not always accessible through reason and speech. Her previous experience includes ten years as a public educator, group facilitator, and counsellor in community mental health, and ten years as a social research consultant. A graduate of the Vancouver Art Therapy Institute with an MC:AT (Counselling & Art Therapy), she also holds a BA Psychology and an MSc. Psychology. She has been a registered SoulCollage® facilitator since 2012 and has spent the past seven years delighting in connecting with like-minded individuals to help them use this playful approach to enhance self-care, cultivate inner wisdom, and deepen self-compassion. Elise is also the human half of a therapy dog team – her English Bulldog does most of the work. [www.soulcollage.com](http://www.soulcollage.com)

**Julia Lee** is a graduate of the 1994-2000 OHS Spinning Certificate Program at HSAD and now coordinates within the programs. She teaches spinning and runs a custom spinning business in Toronto: Provenance Yarns and Textiles. When designing her textiles, Julia interprets a visual image or a sentiment and uses Ontario-grown natural fibres to create colourful garments or knitted tapestries. She likes her pieces to be noticed while still being practical, durable, and ethical. Julia is currently OHS Spinning Education Chair, President of the Toronto Guild of Spinners and Weavers, and a member of the Upper Canada Fibreshed.

**John Leonard** is an Ontario-based painter. He is a graduate of Fleming College, OCAD and a member of the Royal Canadian Academy. John has taught at many of Ontario's universities and art schools including OCAD, University of Toronto, York University and others. He has been in almost 450 exhibitions including public galleries throughout Canada as well as internationally in Spain, France, Portugal, Holland, Brazil and the US. His work is held in over 40 public galleries and corporate collections including the National Gallery, Ontario Arts Council, Ministry of Culture and Recreation, Art Gallery of Algoma, Art Gallery of Sarnia, Art Gallery of Lindsay, Station Gallery (Whitby), CBS Records – New York and the Canada Development Corp.

**Michael Letki** has been making jewellery for over 40 years. After graduating from art school in England, he came to Canada where he and partner Paula Letki operated the jewellery studio Letki Designs for over 20 years. Michael has taught at Sheridan and Mohawk Colleges and was involved in the training of many apprentices through his own studio, many of whom went on to be successful artists/jewellers. He has been teaching at the Haliburton School of Art + Design for over 25 years. Michael has received several awards for his work, notably from the Ontario Arts Council and the International Gold Corporation. He has also held the position of studio advisor for Sheridan College and Harbourfront Craft Studios. Currently, he is pursuing his arts interests in image making and jewellery making.

**Jane Lewis** has been leading vocal groups since 2008, from "finding your voice" and "how to sing harmony by ear" workshops to various choirs and community singing events. As a singer-songwriter, she is often compared to Carole King, playing piano-based music that draws on her strength as a lyricist and singer. She performs most often with the folk duo Gathering Sparks (with Eve Goldberg), nominated for a 2014 Canadian Folk Music Award for Vocal Group of the Year. Jane has released two solo recordings, and Gathering Sparks released their newest album on Borealis Records in September 2019. [www.janelewis.ca](http://www.janelewis.ca)

**Geordie Lishman** graduated the Vancouver Film School with a degree in Computer Animation. Painting is also part of his artistic development, but metal has become his passion and practice. Geordie worked together with his father, William Lishman, creating several metal works; notably the Max Tanenbaum Sculpture Garden at Princess Margaret Hospital in Toronto, the Tolton Bear Dog for the 1999 Royal Winter Fair, a permanent sculpture for the Halifax Environmental Centre, and a fountain for the Ajax Municipal Building. By 2005, he had established his metalworking studio and launched his career as a metal sculptor. Geordie has been commissioned to create pieces as small as a tabletop ornament and as large as a life-sized 'Transformer', constructed of full-sized cars. [www.geordielishman.com](http://www.geordielishman.com)

**Brenna MacCrimmon** took up the ukulele in 2009 and now rarely leaves home without it. Her musical adventures began over 30 years ago when she set out to study the music of Turkey and the Balkans. Since that time she has performed in Turkey and abroad with Selim Sesler (trad Turkish Gypsy), Muammer Ketencoglu (trad Balkan) and psychedelic Turkish rock group Baba Zula, as well as numerous ensembles in the US and Canada. She has also toured Europe with Balkan beat DJ Shantel and the Bucovina Club Orkestra. Brenna has recorded with the above musicians and has appeared as a guest on many albums and film soundtracks in Canada, the US, and Europe. In 2010, she found herself in Moscow as a member of the cast of Bobble with Bobby McFerrin. More recently in Toronto, she performs with Juno and CFMA nominated Turkwaz, sings with ragtime pianist Bill Westcott and runs regular ukulele sessions in her downtown studio. The proud recipient of a 2015 Chalmers Fellowship, she is slowly chipping away at a new album and art project based in part on the experiences the fellowship afforded her. [www.greengoatmusic.ca](http://www.greengoatmusic.ca)

**Susan MacDonald** has achieved international recognition as a multi discipline artist. Her unique creations are now available in some of Toronto's most exclusive fashion houses, as well as at Meta4 in Peterborough and Port Perry. [www.killarastation.com](http://www.killarastation.com)

**Putzy Madronich** is an award-winning professional visual artist and educator. She studied at McMaster University, Fleming College, and Ecole France Langue Paris and has participated in international exhibitions. Working with outreach organizations (drug and alcohol addiction, survivors of cancer, sexual assault, brain injury, mental health, teens at risk, and the homeless) she delivers arts programming to promote healing and wellness. She has also been a consultant and artist educator for the Royal Conservatory. She works primarily in watercolour, mixed media, acrylic, collage and alcohol inks, but she also enjoys print-making, painting floor cloths, encaustics, and jewellery making. Generously textured and largely inspired by her travels in Europe, North Africa and South-East Asia, her work explodes with intense colour. Visit her on Facebook at Putzy Madronich.

**Janine Marson** is a graduate of the Design Art Program at Georgian College and received a BA Fine Art from the University of Guelph. Her 30-year career has established a strong sense of direction, garnered several exhibitions and awards, and has provided the opportunity to influence hundreds of students with her calm, encouraging spirit. Janine is one of the muralists for The Group of Seven Outdoor Gallery in Huntsville and is very active within the dynamic Muskoka art community. She was nominated and received a Woman of Distinction award for Arts, Culture & Creativity in 2018. [www.janinemarson.com](http://www.janinemarson.com)

**NEW!** **Leon Martin's** interest in Bonsai started in 1965 when he was a graduate student at the University of the Ryukyus in Okinawa, Japan. In 1972, while heading an exchange program with Canadian students at Kansai University of Foreign Studies, he had the good fortune to meet a Kansai student with considerable experience growing Japanese Black Pines on his family farm in Takamatsu, Japan. It sparked a lifelong interest in growing a wide range of trees, as well as friendships and travels to various countries. A secondary school science teacher in Quebec, Ontario, Nunavut and the Northwest Territories for 32 years, Leon now teaches Bonsai at Mohawk and Niagara Colleges, while also participating in local Bonsai Societies. He also owns his own Bonsai business and grows some 200 bonsai in his home near Niagara-on-the-Lake.

**Noelia Marziali** has a deep-rooted desire as an artist to convey the underlying pulse of a subject. The energy present in all living things fascinates her, whether the landscape of the human form or the natural world. She's captivated by highly decorative art, as well as utilitarian craft, and has a keen interest in cultural rituals and storytelling. Noelia has tinkered in painting, leathercraft and wood; and loves lines – drawn, painted, carved and cut. As the Community of Making Animator, she encourages digital learning and making. She strives for a happy medium of old school techniques and new technologies working together to create engaging and interactive art. [www.communityofmaking.ca](http://www.communityofmaking.ca)

**Melanie Matthews** followed her studies of painting and drawing at Dawson College with the achievement of a BFA with distinction in Studio Art from Concordia University. She shares her time between her prolific personal art practice and an ever-expanding teaching schedule. Melanie has been Working Artist for the Province of Quebec for Golden Artist Colors since 2002 and is invited to lecture, offer workshops, and teach classes for many venues and art organizations, including the Visual Arts Centre, Dawson College, Concordia University, The Montreal Museum of Fine Arts, and the Canadian Society of Artists. She instructs on a wide spectrum of topics including methods and materials of acrylic painting, acrylic encaustic techniques, monoprinting, bigger is better, (large scale image making) painting on plexi, essential acrylics, mixed media, digital mixed media, contemporary water media, creative colour mixing, image transfer, and more. [www.melaniematthews.ca](http://www.melaniematthews.ca)

**NEW!** **Anne McAllister** was introduced to a dusty old treadle machine hidden away in her aunt's attic when she was ten years old, and her passion for sewing took flight. She finds inspiration everywhere – beautiful fabrics, colours and textures, changing seasons, morning light and magnificent sunsets. Anne enjoys the busy-ness of her urban condo where she knits, designs and crafts her quilts, as well as the peacefulness of her lakeside, summer studio in Haliburton. For the past 20 years, Anne has participated in many HSAD quilting and fibre art workshops and is looking forward to sharing her talents, enthusiasm and creativity with her students.

**Amanda McCavour** works with stitch to create large-scale embroidered installations. Through an exploration of line and its 2D and 3D implications, stitch is used in her artwork to explore various concepts such as connections to home, the fibres of the body, and more formal considerations of thread's accumulative presence. Amanda holds a BFA from York University where she studied drawing, and in May 2014 she completed her MFA in Fibers and Material Studies at Tyler School of Art in Philadelphia, PA. She shows her work in galleries nationally and internationally with solo and two-person exhibitions in 2018 in Annapolis Royal (Nova Scotia, Canada), Stratford (Ontario, Canada), Tulsa (Oklahoma, USA), Edmonton (Alberta, Canada), Antigonish (Nova Scotia, Canada) and Ottawa (Ontario, Canada). She has recently completed residencies at Harbourfront Centre's Textile Studio in Toronto, at Maison des Métiers D'art de Quebec in Quebec City, and the Klondike Institute of Art and Culture in Dawson City, Yukon. She has received numerous awards and scholarships from The Canada Council for the Arts, The Ontario Arts Council, The Toronto Arts Council, The Handweavers and Spinners Guild of America, Craft Ontario, The Ontario Society of Artists, The Surface Design Association and The Embroiderers Guild of America.



**Helen McCusker** is a practicing artist with more than 35 years of experience. A graduate of the Sheridan College Illustration Program, Helen has worked for publishers such as Addison-Wesley, Holt Rinehart & Winston, Nelson's and TVOntario. She has work in private collections both nationally and internationally and regularly exhibits in solo, juried and group exhibitions. Helen has been an art instructor for over 15 years, specializing in drawing and painting from the figure, paper engineering and paper sculpture. She has taught classes throughout the GTA and has been invited to lead workshops at the English Language Festival at Bishops University in Sherbrooke, QC. Helen's teaching is based on a solid understanding of drawing and design principles and personal attention to each student. She is enthusiastic about helping students discover their potential and encouraging artistic exploration. [eaglewoodstudios.blogspot.ca/](http://eaglewoodstudios.blogspot.ca/)

**Marg McIntyre's** paintings are exhibited all over the world and are based upon her experiences in the Caribbean and her life in Ontario. A recently retired teacher, certified by the Ontario College of Teachers, she is affectionately known as 'Mrs. Mac' by thousands of children and fellow teachers that she has taught to draw and paint in the schools of Hastings and Prince Edward District School Board. Her popular, simple step-by-step instruction style is easy to follow and has enabled her students to produce beautiful pieces of artwork in a short period of time. Marg works in all media, but her passion is watercolour and pencil. Gordon MacKenzie, Marilyn Coulter and the late Jack Reid have been very influential in the development of her personal style. [www.margmcintyre.com](http://www.margmcintyre.com)

**Maureen McKay** studied concert harp with Judy Loman and Marie Lorcini and was harpist with the North York Symphony. She is a faculty member at the Royal Conservatory of Music, where she has taught classical and Celtic harp full-time since 1980. Since 1993 she has been a harp examiner for the RCM and was senior contributor for the 2009 (current) Syllabus, which establishes grade level requirements for harp students throughout Canada. Maureen developed the Celtic harp program at the Gaelic College in Cape Breton where she taught for many years. She applies her M.Sc. (Human Physiology, U of T) to bring the added dimension of ergonomic awareness to harp playing, incorporating injury prevention with skill development. Maureen enjoys working with students of all ages and levels of harp playing. [www.clarsach.ca](http://www.clarsach.ca)

**John McQuade** is a founder of Miksang Contemplative Photography and the founder and co-director of Nalanda Miksang International ([www.miksang.org](http://www.miksang.org)). Miksang is a Tibetan word that translates as "good eye". Miksang is a discipline of perception that connects with clear seeing and delivers equivalent images that are simple, brilliant and heartfelt. It is an art of contemplative experience and contemplative images. John is a long-time meditation practitioner in the Shambhala Buddhist tradition ([www.Shambhala.org](http://www.Shambhala.org)) and is certified as a meditation instructor and Shambhala teacher. Through Nalanda Miksang he has established Miksang teachers throughout North America and Europe. John has been a liberal arts teacher in various community colleges and universities and is currently completing a PhD on the great modernist photographer Edward Weston. He has published two books – *Looking and Seeing* and *The Heart of Photography*. [www.miksangwayofseeing.com](http://www.miksangwayofseeing.com)

**Sue A. Miller** has been a full-time oil painter and arts educator for 25 years. The use of a palette knife with sensuous layers of oil invokes spiritual connection to the landscapes she creates. Environment and simplicity run simultaneously with life metaphors that are transpired in her work. The imagery is informed by actual places but is not held to a specific scene; rather the 'essence' or 'spontaneous' energy is captured. Currently, Sue works from her studio and runs The Bay School of Art. [www.sueamillerart.com](http://www.sueamillerart.com) [www.thebayschoolofart.ca](http://www.thebayschoolofart.ca)

**Margot Miller** is an Honours Graduate of OCADUniversity and a graduate the Ecotourism Management program at Fleming College. She has exhibited in numerous galleries and shows including the Art Gallery of Ontario, the National Film Board of Canada, and the Ontario Crafts Council, and is the recipient of a Design Canada Award. As a lecturer and instructor in the arts and the business of art, she has taught at Sheridan College, St. Lawrence College, Queen's University and Fleming College. For many years, Margot has taught workshops, and designed and sold printed clothing, yardage, floor cloths, and furniture from her shop and studio. Her work has sold in shows and stores in Canada and the US. She has travelled extensively in the Far East, documenting traditional textile techniques, and has worked as a designer for a British and Canadian company in India. In 2018 she returned to India for five weeks to visit textile studios. [www.margotmiller-summerhouse.com](http://www.margotmiller-summerhouse.com)

**Sheila Miller**, M. Mus., has been practicing Yoga since 1989 and teaching Yoga since 1998. She is a Certified Kripalu Yoga teacher, having completed her Basic and Advanced Yoga Teacher Training at the Kripalu Center. Sheila has also been teaching meditation since 2002, following completion of the Teaching Meditation Techniques course at Kripalu. She has sat 21 residential meditation retreats with master teachers over the years. [www.soundofbody.ca](http://www.soundofbody.ca)

**Rhonda Morley Causton** has been nominated five times and won three times in the past three years, for outstanding makeup FX in film at film festivals in Canada and the US. She became well versed in makeup application, lifecasting, sculpting and mould making while attending School of Makeup Art, a private career college from which she graduated at the top of her class. Since working her first union job as head of the prosthetic makeup department on a feature film titled *The First Encounter*, she has done special FX and character development on many film productions – everything from music videos to big-budget feature movies. Rhonda has worked alongside some of the biggest names in Toronto's Makeup FX and movie industry, including Paul Jones (PJFX Studios) and has recently become a member of the world film industry union, IATSE. She also runs an Etsy store, selling silicone creatures, movie props and collectables that she creates. [www.facebook.com/reeltwistedfx](http://www.facebook.com/reeltwistedfx)

**Elise Muller** has been sculpting stone since 2001 and has work in private collections nationally and internationally. Her granite sculpture 'Attunement' won the 2018/9 Canadian Sculpture Competition at Kingsbrae Garden in St. Andrews, NB. Elise has been teaching stone carving to both adults and children for 16 years, and also enjoys nurturing her students' individual creativity. She also enjoys offering interactive art booths at Nuit Blanche North. Elise has a post-graduate certificate in Expressive Arts from Fleming College. [www.stonetreestudio.ca](http://www.stonetreestudio.ca)

**Ken Murray** is a novelist, playwright, short story writer, and essayist. In 2015, *Globe and Mail* called Ken's novel, *Eulogy*, a "powerful, poignant debut." In 2017, Ken's adaptation of his short story *The Exception* was performed at the Roy Bonisteel Studio in the Old Church Theatre. His work has appeared in *Prairie Fire*, *Globe and Mail*, *Mendacity Review*, *Brooklyn Rail*, *Ottawa Citizen*, *Canadian Business*, and *Maclean's*. Since 2009, he has taught creative writing at the University of Toronto, School of Continuing Studies and has taught at Haliburton School of Art & Design since 2014. While earning his MFA at The New School in New York City, Ken also trained as a teaching artist with Community Word Project and taught with the organization Poets House. [www.kenmurray.ca](http://www.kenmurray.ca)

**NEW!** **Paula Murray** is an award-winning ceramic artist from Meech Lake, Quebec. Inspiration is drawn from her close relationship with nature, and through her investigation of the forces at play on one's physical and spiritual being. Drawn to how ceramic materials and processes have affinities with the human condition, the heart of her practice is about transformation, converting suffering into objects of beauty and sensuality. Elected into the International Academy of Ceramics (2017) and Royal Canadian Academy of the Arts (2006), she actively exhibits locally, nationally and internationally. Museums in Canada, Italy, Korea, Taiwan, Romania and China collect her work. [www.paulamurray.ca](http://www.paulamurray.ca)

**Nancy Newman** is an award-winning artist, teacher and juror, and also Past President of the Toronto Watercolour Society (TWS) and the Society of York Region Artists (SOYRA). She has exhibited her work in many solo shows and juried group shows, receiving several First Place, Honourable Mention and People's Choice Awards. Nancy is a signature member of the Toronto Watercolour Society and is a Master of the International Watercolour Society, Global. She teaches across the province and also conducts painting and photography trips for small groups. Past trips include France, Ireland and Spain. [nancynewmanart.com](http://nancynewmanart.com) [facebook.com/NancyNewmanArt/](https://facebook.com/NancyNewmanArt/)

**Charles O'Neil** is a full-time artist with a wide range of interests and a long affiliation with the Haliburton School of Art + Design. With a background in drawing and painting, in the late 1990's he became interested in sculpting. Working primarily in metal wire, his work is now featured in galleries across the country as well as internationally. Charles has earned a certificate in Artist Blacksmithing and a Diploma in Visual and Creative Arts from Fleming College's Haliburton School of Art + Design. As a faculty member since 1997, he teaches several adult courses in wire sculpture, drawing, and painting. Charles' work can be found in both private and corporate collections and has recently had work purchased by the federal government of Canada as gifts for international leaders. Public works can be viewed at Pearson International Airport's Terminal #3, The Design Firm of Southfield Michigan, the Stuart Weitzman Collection of New York, and the Haliburton Sculpture Forest. He was honoured as the Artist of Distinction through the Haliburton Highlands Arts Council in 2008. [www.charlesoneil.com](http://www.charlesoneil.com)

**Mary Pal** is a Canadian fibre artist best known for her cheese-cloth portraits and landscapes. Her work has been exhibited internationally, published in numerous books and magazines, and included in many private collections. With over 40 years of teaching experience, she is a sought-after and popular instructor who enjoys sharing her knowledge and skills with her students around the world, either across Canada and the US or in such distant destinations as Brazil, China, UK, New Zealand and Taiwan. A past Director on the Board of the international organization, Studio Art Quilt Associates, and a current member of Contemporary Textile Studio Co-operative in Toronto, Mary is an enthusiastic promoter of the growing fibre art movement.

**Sam Paonessa** is a professional artist with a creative career spanning over 35 years. Upon graduation from the Ontario College of Art, he worked as an illustrator for one of Canada's largest commercial art studios, TDF Artists, and subsequently joined Hallmark Cards Canada in roles of illustrator and later, art director. Widely exhibited and awarded, Sam has gained the attention of both corporate and private fine art collectors across North America and abroad. The Museo di Cultura in Pescara, Italy has one of his landscape paintings in its permanent collection. His coin design, Canadian Icons, was selected as a finalist for the Royal Canadian Mint 2017 150th Collection commemorating Canada's anniversary as a nation. In 2018 Sam was awarded Best Water for his painting in the February /March Plein Air magazine competition. [www.sampaonessa.com](http://www.sampaonessa.com)

**NEW!** **Stephanie Park**, a certified educator by the Ontario College of Teachers, fell in love with ceramics at HSAD and completed the Ceramics Certificate Program in 2017. In addition to sharing her love of ceramics with students of all ages, Stephanie continues to be a lifelong learner. Her work is consistently influenced by the natural and rural landscapes of her home and her adventure travels throughout Canada.

**Rhoda Payne**, armed with an MA in Teaching Fine Arts from Brown University, spent seven years teaching art and photography and exhibiting in Spain and Chile, before moving to Toronto. There she enjoyed a successful career in advertising until she traded up to full-time professional painting in 2011. An accomplished expressionist painter, graduate art educator, and Adler certified performance coach, Rhoda's exuberance sets the stage for student development of confidence and skills enabling free, bold expression through scale. Whether on raw, stretched or primed canvas, metal or paper, Rhoda's paintings are known for the exuberance, drama and optimism that they radiate. She has exhibited in numerous juried group shows and two solo exhibitions, and her work is in private collections in North America and Europe. She is a member of The Ontario Society of Artists and has exhibited in The Artist Project, Toronto. [rhodapayne.blogspot.com/](http://rhodapayne.blogspot.com/)

**Ruth Ann Pearce**, as a child, often found herself drawing on her parents' walls. This fondness of the arts quickly prompted classes in both traditional and contemporary art techniques and ways of thinking. Always longing to improve her skills in various mediums, she began in the woodshop alongside her father. From there, cartooning, illustration and fine art seemed to be the natural progression. Ruth Ann then focused on traditional methods of drawing and painting at OCAD, earning a Bachelor of Fine Arts. Inspired by the character of the land and its inhabitants, she creates both fine art and illustration.

**Rose Pearson** earned her Bachelor of Fine Arts degree from York University, majoring in painting and drawing. She went on to receive her education degree and has over 30 years of experience teaching art in both the public school system in Alberta and Ontario, privately from her studio in Haliburton County and for the Haliburton School of Art + Design. Rose is the coordinator of the Visual and Creative Arts diploma and the Independent Studio Practice certificate programs at Fleming College. In addition to creating bodies of work for public gallery exhibitions, she is a member of the Haliburton Highlands Studio Tour. [www.rosepearson.com](http://www.rosepearson.com)

**Rene Petitjean** has been a maker of objects for more than 40 years. After attending Sheridan College, he bought Robin Hopper's Hillsdale, Ontario studio in 1975 and began a reduction-fired line of pottery, selling to stores throughout North America. Moving to Creemore in 1979, the business expanded to include a selection of salt-glazed pottery sold under the Bowerman's Hollow logo. In the late 1980's Rene developed a fascination for wrought iron, and eventually left the ceramics field and began to design and build architectural iron. Many of his projects have been large in scope and have taken over a year to complete. Currently, he takes commissions from selected architects, builders and interior designers. In 1998 he assisted with the design of the Haliburton School of Art + Design's Artist Blacksmith Certificate Program, of which he is a faculty member. Rene also teaches in the Ceramics Certificate Program. [www.renepetitjean.com](http://www.renepetitjean.com)

**Paul Portelli**, a professional sculptor, manipulates the natural beauty and versatility of terra cotta clay with colour and glazes to create his popular Greenman, whimsical circus animals, Venetian carnival figures, a full range of functional pieces and figurative work. Many of Paul's works have been exhibited in public and private galleries and are held in private collections in Canada, the US, Europe, and Africa (Ghana: President John Agyekum Kufuor and King Sefrotwe Kakradae IV). After graduating in Fashion Arts from Seneca College, he continued his studies in Visual Arts at the Ontario College of Art and Sir Sandford Fleming College (Haliburton School of Art + Design). Paul has been an instructor in visual arts and business departments at Sir Sandford Fleming College, Durham College, Seneca College and Ryerson University. In addition to his career in art and teaching, he is a specialist in retail design, merchandising and event coordination. He operated a gallery/sculpture studio for 22 years and was instrumental in developing the branding and advertising campaign in his community. He has worked with many major retailers in visual merchandising and event planning, including Holt Renfrew, Microsoft, Proctor and Gamble, Lindt Chocolates and Mercedes Benz. Paul is the author of articles in many Canadian publications, such as *Crafts Plus*, *Style* and *Men's Wear Canada*, and also has made regular guest appearances on television shows, Cityline, Craftscape and Savior Faire. [www.paulportelli.com](http://www.paulportelli.com)

**Rod Prouse**, a graduate of Ontario College of Art in 1968, exhibits mainly in painting and printmaking and recently in video and photo-based art. To date, his professional career has seen 40 solo exhibitions and as many group exhibitions across Canada, the US, and in England and Germany. Solo exhibitions have included such institutions as the McMichael Canadian Art Collection. His work is included in private and public collections in Europe, Asia and North America. His teaching agenda is based on delivering a sound understanding of design principals and personal attention to develop individual potential. Rod's current paintings reference Canadian landscape in a refreshing contemporary style. [www.rodprouse.com](http://www.rodprouse.com)

**Linda Lee Purvis** is a multi-media artist, writer, teacher, and self-actualization coach. She has designed work for television, magazines, and art galleries, including the Art Gallery of Ontario, and has work in private collections around the world. Her passions are deeply rooted in the natural world, and she infuses elements of nature into her work – which in addition to art, extends to the beneficial use of herbs, organics, plants extracts, and more. She creates unique programs to assist individuals in finding ways to de-stress, be present in the moment, and authentically define and align their personal goals through art, sound, drumming, personal expression, and body/mind/spirit wellness. [www.synergylifearts.com](http://www.synergylifearts.com)

**John Raynard** is a graduate and former teaching assistant of Sheridan College's glass program. Drawing on a repertoire of hot and warm glass techniques learned over 20 years, he creates blown forms and sculptures that reflect the colours and textures of his journeys abroad through China, Tibet, and Nepal.

**Stephanie Rayner** is an artist, printmaker, international lecturer, art educator, and captivating storyteller. Her artworks, shown widely and collected by major art museums, deal with themes and issues relating to spirituality and science. In May of 2009 Stephanie was in China at the invitation of the Luxun Academy of Fine Arts, China's foremost art school, to teach the professors and select post-doctoral students watercolour printmaking and a special course on universal meaning in the arts. She was also invited to give lectures on her artwork in several universities throughout mainland China. In November 2009, the Maine College of Art (Portland, Maine) did a special month long gallery show 'First Impressions' of Stephanie's and her students' watercolour monoprint works. Her latest artwork, the 30-foot-long *Boat of Eternal Return*, was highlighted on the cover of the winter edition of *Exile ELQ Arts & Literary Magazine*. *ELQ* also did an essay for the magazine and a YouTube video on Stephanie and the creation of the boat. *The Boat of Eternal Return* ran as a four-month-long solo show at PAMA, and the same year Stephanie was awarded The Ashley Fellowship by Trent University. She is the first visual artist to receive this award. Stephanie's ability to inspire creative responses within the individual takes her teaching well beyond technique and into the very heart of the art process. [www.stephanierayner.com](http://www.stephanierayner.com)

**Tammy Rea** is extensively involved in the Digital Image Design and Moving Image Design programs at Fleming College, Haliburton School of Art + Design. From TV documentaries to Kindergarten animation, she has mentored young and old in the exciting, ever-changing world of digital media and video.

**Chari-Lynn Reithmeier** is an honours graduate of Georgian College School of Design and Visual Arts. Beginning her art career as a painter in the 1990s, she exhibits in galleries in Southern Ontario and has work in private collections from Toronto, Ontario to London, England. She has continued to produce art, using a variety of media including fibre, beads, polymer clay, paint, and ink to express her creative vision. Chari-Lynn teaches creative workshops around Ontario, privately, at various institutions, art schools and at Haliburton School of Art + Design. As part of her daily art routine she finds relaxation and inspiration in Zentangle® and is a Certified Zentangle teacher. [www.facebook.com/CharilLynnArtist](https://www.facebook.com/CharilLynnArtist)

**Rebecca Reynolds** achieved her BFA from Concordia University, and her teaching degree from Nipissing University in addition to earning her Expressive Arts Certificate at Fleming College. Rebecca's paintings, drawings and installation works currently focus on colour, texture and layering, and are inspired by the spontaneity and playfulness of children's gestures. Her creative, engaging and dynamic teaching style has been honed through more than 20 years of experience instructing children of all ages in such settings as camps, art centres, galleries, theatres, museums, libraries, cruise ships and classrooms. [www.instagram.com/rebeccareynoldsart](https://www.instagram.com/rebeccareynoldsart)

**Steve Rose** is a graduate of OCADU with a major in drawing and painting. He has exhibited his work extensively and has a diverse background as an artist/educator. Steve has taught fine arts at the Neilson Park Creative Centre, the Koffler Centre, Haliburton School of Art + Design, and OCADU. His work is collected in private and corporate international collections. [www.steverose.ca](http://www.steverose.ca)

**Andy Rush** has recently retired from a 40-year teaching career, instructing sail training, metalsmithing, band, choral singing, and guitar music. He is also the founder and artistic director of the 110-voice Open Voices Community Choir in Kingston, Ontario. Before pursuing formal music and education study at Queen's University, Andy was an artisan goldsmith. He has a gift for finding uplifting and fun songs and arranging them for his workshops. [www.open-voices.org](http://www.open-voices.org)



**Nicholas Russell** is a guitarist, composer, music producer and stringed instrument maker, working professionally somewhere within the crossroads of these disciplines. Nick holds an Honours Degree in Music and comprehensively studied classical harmony privately. He has also studied the art of guitar-making with Master Luthier, Sergei De Jonge, having designed and constructed a concert classical guitar under his tutelage. His musical style and knowledge span genres, but his current exploration as a guitarist lies at the intersection of acoustic music, classic and contemporary jazz, and progressive rock. In recent years Nick has expanded his freelancing to include work as a composer (Dusk Dances Dance Festival, Arts Bournemouth University) and as a studio musician (Metalworks Studios, Escarpment Sound, Deschamps Studio). Numerous studio projects he has worked on have aired on national radio (CBC, Jazz FM, CFRU) and international television. A music educator for about ten years, he both taught at and oversaw the lesson program at Folkway Music in Waterloo, Ontario. He owns and operates Haliburton's premier private lesson studio, Haliburton Guitar Studio, which specializes in fretted stringed instruments. Godin Guitars officially endorses Nick. [haliburtonguitarstudio.ca](http://haliburtonguitarstudio.ca)

**NEW!** **Greg Sadlier** is a multidisciplinary performing (actor, singer, conductor, director) and media artist. He studied Film & Musical Theatre at Sheridan College, and music and youth work at Rocky Mountain College. Greg has performed in several productions and music tours and has directed productions including *School of Rock The Musical* and *Fame*. He has produced and directed several short documentary films including *Silent Crisis*, which addressed the epidemic of youth suicide in Canada. Greg is also an educator, both in local schools and as director of Camexicanus, a non-profit youth arts organization he co-leads with his wife. Camexicanus operates arts programs for youth in Ontario and Mexico.

**Kirei Samuel's** fascination with glass started 25 years ago, purely by accident when a friend gave her some scrap glass. For many years she travelled the Ontario art and craft show circuit and then, in 2009 she opened her studio/gallery which houses her one-of-a-kind pieces in jewellery, plates, bowls and artwork. In 2019 Kirei designed 550 pendants for the Women's Half Marathon in Wellington, ON. She also designed and built the bases for the pewter sculptures for the Dora Mavor Moore Awards for Toronto's annual theatre, dance and opera. She is happy to continue these commissions in 2020.

**NEW!** **Clelia Scala** is a mask and puppet designer, installation artist, and illustrator. She makes masks and puppets for theatre and currently teaches theatre, mask, and puppet design at the Dan School of Drama & Music at Queen's University. Recent theatre credits include mask design for *Bonds of Interest* by Jacinto Benavente (Odyssey Theatre, 2019); puppet design for *The Incredible Adventures of Mary Jane Mosquito* by Tomson Highway (Carousel Players, 2019); mask design for *The Medium* by Gian Carlo Menotti (University of Missouri-St. Louis, 2019), mask and puppet design for *Birds* by Aristophanes and adapted by Jennifer Wise (Queen's University, 2018); puppeteering for 1991 ( *Guilty by Association*, 2018); puppet and mask design for *Shotgun Wedding: Cirque Cabaret* (Zacada Circus/Greg Frewin Theatre, 2017); and mask and puppet design for *Boys, Girls, and Other Mythological Creatures* (Carousel Players, 2017). [www.clelia.ca](http://www.clelia.ca)

**NEW!** **Stephanie Schirm** studied in Europe and began her career as a fashion designer. While designing in the Toronto fashion district, she created several fashion illustrations for catalogues, storyboards, and advertisements for current Canadian designers. Stephanie eventually left the fashion industry, graduated from OCADU in Communication and Design, and entered the Liturgical world of design. She established Labyrinth Studios Inc., designing and manufacturing religious garments and sanctuary décor for Churches across Canada and the US. Her passion for the figurative in drawing, painting and designing lead her to share her knowledge with continuing education in Guelph, in Fashion Illustration at Mohawk College, and various establishments throughout the GTA. [www.stephanieschirm.com](http://www.stephanieschirm.com)

**NEW!** **Wendie Scott Davis** became a certified OHCG teacher in 2006 and teaching has become a favourite part of her hooking life; right up there with designing her patterns. She loves working with rug hookers who are eager to come along with her on her various explorations. Something about rug hooking captured Wendie's soul in her very first loop and continues to romance her some 16 years later. It's the community. It's the creativity. It's the artistic expression. It's the joy. She incorporates lots of tips and tricks on the use of technology in virtually every step of mat making and loves sharing that knowledge with people who are curious to learn.

**Marta Scythes** is a medical illustrator, researcher and educator. Her work has been published by *Harrowsmith Magazine*, Simon & Schuster and Harper Collins (New York). McClelland & Stewart featured her illustrations in their best-selling *UP NORTH* nature series as well as in *The Canadian Encyclopedia*. Marta holds a Master's of Science in Biomedical Communications from the University of Toronto and Master's of Design from OCADU. She is currently working with Queen's University, designing and implementing strategies for stroke rehabilitation. She teaches at Fleming College, Kingston School of Art and Southampton Art School. [brodel.med.utoronto.ca/~marta/](http://brodel.med.utoronto.ca/~marta/)

**Vicki Sharp** graduated with an Honours BFA from York University and completed three scholarship sessions at The Banff School for Fine Arts. She later completed a Bachelor of Education at The University of Toronto. Vicki began making jewellery in the late '80s and, through the years, has evolved and developed her work to its current interplay of beads, stones, metal, and polymer clay. She has been exhibiting her work in fine craft shows in Ontario since 1989, and her creations are currently displayed in The Arts on Main Gallery in Picton. She owned The Muskoka Moose Gallery and for 17 years and founded and directed The Moose Show, Festival of Fine Craft held in the Atrium of the CBC, TORONTO. Over the past 20 years, Vicki has taught jewellery workshops in Haliburton, Muskoka and Prince Edward County and has led beading retreats in Mexico.

**John Shaw Rimmington** spent many years specializing in restoring historic stone and brick buildings and eventually extended his focus to using stone in landscaping and building traditional dry stone walls. His expertise has developed from masonry practice and comprehensive research into traditional stonework in Britain, where he has worked with professionals associated with the Dry Stone Walling Association of Great Britain. He is the president of Dry Stone Walling Across Canada, ([www.dswac.ca](http://www.dswac.ca)), an organization that offers instructional workshops for homeowners and landscape students on every aspect of dry stone construction. In 2004 he and members of the DSWAC built Springdale Bridge, a permanent 6 foot arched stone bridge in downtown Port Hope and in 2005 he collaborated with international dry stone artist Dan Snow to build a permanent stone ruin on the same site. In 2006 he initiated a unique project based on a book by Farley Mowat, where dry stone wallers from all over the world collaborated to build a permanent stone structure in the shape of a pre-Viking dwelling in Canada. He also designed and built the 12 foot high dry stone 'Cheese Wedge' at the Niagara Botanical Gardens. In 2012 he designed, organized and oversaw the building of the first double arched dry stone bridge in Canada at a private estate near Montreal, QC. [thinking-stoneman.blogspot.ca](http://thinking-stoneman.blogspot.ca)

**Michael Sheba** has a B.Sc. in Chemistry from McMaster University and studied ceramics in Holland. Originally working in stoneware and porcelain, he has for over 30 years, been recognized for his innovative contemporary approach to Raku as well as development of clay bodies and glazes. His work has been exhibited in Canada, the US and Europe. He was a board member and committee chair for the OCC, and vice-president and exhibitions chair for Fusion. Winner of various awards and honours, he has been an instructor at Metchosin, the New Brunswick Craft School, Canadore College, St. Lawrence College, University of Toronto Faculty of Education, throughout Ontario, as well as in the US, Mexico and Turkey. He was also artist-in-residence at Millsaps College, Mississippi and Vitra Studio, Istanbul. His work is found in the Indusmin, Saks Fifth Avenue and Charles Bronfman corporate collections, Burlington Art Centre, and the Canadian Clay and Glass Gallery. Michael's work is published in *Raku: A Practical Approach*, *Hand-Formed Ceramics*, *The Ceramic Design Book*, *Ceramics: Mastering the Craft*, *Making Marks*, *Mastering Raku*, and *500 Raku*.

**Brad Sherwood** began working with glass as a student at OCADUniversity. Upon graduating in 1994 with a diploma in sculpture, he received an artist residency in the Glass Studio at Harbourfront Centre. He continues to develop his unique tools and methods for glass forming. Brad worked for several years as a scientific/industrial glassblower and has incorporated that knowledge into his art. He teaches Flameworking, Introduction to Hot Glass and Three Dimensional Design at Sheridan College. Also, Brad continues his love for fencing and archery while coaching for the City of Guelph.

**Beth Showalter** finds inspiration in colour, textiles, fibres, people, and history. She graduated from University of Western Ontario with Bachelor degrees in Fine Arts, Studio Honours and Education, and completed OHS Spinning Certificate Program in 2014. She has taught visual arts at the secondary school level since 2000 and also teaches spinning workshops. Beth enjoys experimenting, sharing ideas, learning new techniques, and being immersed in a variety of fibre arts.

**Margot Snow** is a Canadian artist with works exhibited in both private and corporate collections across North America, Australia and parts of Europe. Educated in fine arts at the Montreal Museum of Fine Arts and the University of Guelph, she has concentrated on watercolour painting since 1979 and has been teaching it since 1988. She brings life to common objects with her intense use of colour. Margot is featured in the 2013 *Artists Of Muskoka* book. "Colour is the essence of my work – it is uppermost in my mind when I choose a subject and is what challenges and interests me most. Colour can change a viewer's mood, it can stimulate a feeling of peacefulness and well-being and, it can awaken a soul." [www.facebook.com/margotsnowfineart](http://www.facebook.com/margotsnowfineart)

**Sherry Squires** graduated with BMus and BMus Ed from Memorial University and has enjoyed a varied and fulfilling career. While in Newfoundland she taught private piano lessons, as well as elementary and secondary school, and was sought after as an accompanist and coach. In 1985, she moved to Toronto where she has worked as an accompanist, organist, teacher, vocal coach, music director for community theatre and conductor of a staff choir for the Bayer Company. In 1987, she started teaching at St. Christopher House, now known as West Neighbourhood House, where she now coordinates the music programs and conducts the choir, Toronto Song Lovers. She has also been the accompanist for the Jubilate Singers choir since 1986 and is founding member, arranger and music director for Daughters of the Rock, an a cappella trio of women whose mandate is to bring the folk music of Newfoundland to those outside the province.

**NEW! Bill Stearman** has been a poor student, teacher, vice-principal, husband, badly-behaved son, father, grandpa, landscaper, farmer, shepherd, community living home-care provider, hospice volunteer, zoo volunteer, spinner, weaver, straight, gay, and a husband again. Now he tells his story with quilts. His quilts have been juried into national and international shows across North America. Bill's energetic, optimistic, positive, and passionate approach shines through in his work, his lectures and his workshops. [billstearmanquilts.blogspot.com](http://billstearmanquilts.blogspot.com)

**Rob Stimpson** is an internationally published, award-winning photographer who has photographed for Ontario Tourism, Ontario Parks and Parks Canada for many years. Among his notable accomplishments are: nomination and acceptance into the College of Fellows in the Royal Canadian Geographical Society; co-authoring *An Artists and Photographers Guide to Wild Ontario*; being part of the centenary celebration of Sir Ernest Shackleton's 1914 Trans-Antarctic Expedition; and being showcased by the *Globe and Mail* and Lexus, profiling the professional lives of nine individuals. In 2018 he documented the Mountain River in the Northwest Territories for the outdoor adventure company, Canoe North Adventures.

**Hannah Strand** is a visual artist, arts educator, Montessori teacher, and Expressive Arts Practitioner. She is an award-winning graduate of HSAD, where she completed the Visual and Creative Arts, Fibre Arts, and Expressive Arts programs. She is the Head of the Art Department at Lodestar Montessori School, runs art programs for all ages in her community, and creates her work under the name Encouraging Arts. Passionate about providing instruction and creative freedom for her students to explore different art techniques, express their unique voice, and develop an individual style, her mission statement is "encourage, empower, inspire". @encouragingartstudio

**Hope Thompson** writes for theatre, screen and television. Her plays have been produced in Toronto and Los Angeles and her short films have screened and broadcast internationally. She has written for the past two seasons of CBC's *Baroness Von Sketch Show* and is completing her first novel. As an educator, Hope has taught screenwriting in OCADU's Continuing Studies program and for the Liaison of Independent Filmmakers of Toronto. She is also co-host of the quarterly crime fiction reading series, *Noir At The Bar – Toronto*. [www.hopethompson.net](http://www.hopethompson.net)

**NEW! Warren Townsend** first came to carving after visiting the Burdette Wildlife Art Gallery in 1983. Fascinated by exhibits of bird carvings, he signed up for a class offered by world champion carver Paul Burdette. He went on to take classes from Pat Godin, Larry Barth and Ernie Muehlmann, all world champion carvers. Warren was very successful at shows in both the US and Canada and was soon competing at the open or advanced level. After carving professionally from 1986 to 1994, teaching many classes, and participating in the Toronto One of a Kind Show, he left the carving world for several years. Warren returned to carving in 2013 and has been very successful at both Canadian and US shows at the advanced level. Almost all of his earlier carvings are in private collections in Canada and the US.

**Stephen Tulk**, MD, FCFP, B.Sc. (AAM), CMI, has taught anatomy for artists and life drawing for over 15 years, at the AGO and OCADUniversity. After a career as a Family Physician and Medical Illustrator, he is currently teaching full time at OCADU. Both life drawing and practicing medicine have taught him how to observe.

**NEW!** **Joanna Turlej** graduated from OCAD University with an Honours degree and an Award of Excellence, following which she has spent 25 years working as a fine artist and exploring various media. Since 2014 she has focused on paper collage, for which she has received numerous awards. Joanna has participated in Art Monaco and The Artist Project, Toronto. She exhibits in juried exhibitions in GTA as well as internationally and is an elected member of OSA (Ontario Society of Artists) and an elected-life member and president of CFS (Colour and Form Society). [www.joannaturlej.com](http://www.joannaturlej.com)

**Al Van Mil** studied fine art at the University of Guelph and OCAD. Graduating in 1972, he was deeply involved in the Canadian art scene during the seventies. In 1980, he founded a commercial art company, which grew to be named one of the top three architectural model companies in the world by *New York* magazine in 1986. Selling his subsequent architectural companies in 1989, he again began to pursue painting full-time. His colourful, eclectic style continues to evolve as he explores the many possibilities of painting and drawing. Landscape, still life, figurative and abstract elements combine traditional and contemporary imagery. He has exhibited in the National Gallery and The Art Gallery of Ontario, as well as in many privately owned galleries. He has also painted on stage as a performance artist with members of the Canadian Opera Company and the National Ballet of Canada, among others. A variety of agents and prestigious galleries represent Al's work in Ontario, Quebec, New York, and Europe. [www.alvanmil.com](http://www.alvanmil.com)

**Rosemary Vander Breggen** is an Honours graduate of Studio Process Advancement at Fleming College and was the first Reclaim Resident Artist at HSAD in 2015. She spent seven years at Dundas Valley School of Art in Advanced Studio in Fine Art and also attended Sheridan College School of Design. Rosemary exhibits widely and is a published artist with work in international, corporate and private collections. She works primarily in the mediums of collage and paint, to which she has recently added sculpture and photography.

**Suzie Vinnick**, a roots and blues singer transplanted in Ontario from Saskatoon, is a three-time Juno nominee, CFMA award winner, and a ten-time winner of the Maple Blues Award for songwriting, female vocalist, acoustic act, bass guitar and more. She has toured nationally with the Downchild Blues Band, Stuart McLean's The Vinyl Café, the John McDermott Band, and performed for Canadian Peacekeepers in Bosnia and the Persian Gulf. She was also the voice of Tim Horton's for five years. Her latest album is a full band R&B extravaganza entitled *Shake The Love Around*. [www.suzievinnick.com](http://www.suzievinnick.com)

**Heather Vollans** explored many pursuits – paper-maché sculpture, furniture restoration, acrylic and oil painting, quilting, collage, and decoupage until eventually mosaic became her passion. She has been teaching indoor and outdoor mosaic for a number of years in her studio and at various venues including Mohawk College in Hamilton, Glenhyrst Gallery of Brant in Brantford, as well as locations in Mexico, her native Australia, and Ireland. Heather created public art for the Children's Memorial Gardens, Brantford and has spearheaded a number of community and large-scale school projects. In her studio practice, Heather's mosaic work is mostly abstract. The combination of textures, working either harmoniously or disparately, is what fires her interest. She finds the process of experimenting with materials to be the most enjoyable and important part of the process. The value of using discarded or found objects for art is an essential tool in her teaching and her art practice. [www.dawningdecorstudio.com](http://www.dawningdecorstudio.com)

**Victoria Wallace** is a mixed-media visual artist and educator of acrylic, encaustic, and sculptural media. She operated a mural and specialty paint finish company in Toronto for over 25 years, which included work for television programs, commercials, film, restaurants, businesses and private collections across Canada and internationally. She has been trained as a Golden Artist Educator for Golden Paints, Tri-Art Acrylic Program instructor and Product Specialist, and R&F Handmade Paints Certified Encaustic Instructor. She has taught and had exhibits at The Art Gallery of Peterborough, Humber College Assembly Hall and has been an exhibitor during the Kawartha Autumn Studio Tour for the past eight years. Victoria very much enjoys facilitating the personal creative evolution of each artist in her workshops. [www.victoria-wallace.com](http://www.victoria-wallace.com)

**Scott Michael Walling** is a multidisciplinary artist with a focus on analogue and digital photography, printmaking, textiles and jewellery. He currently works at Haliburton School of Art + Design in many positions, including Coordinator of the Centre for Making. In this role he can learn and explore alongside other artists in a variety of mediums, using different processes, applications, and technologies. In addition to developing his artistic practice, Scott frequently teaches classes and workshops both at Haliburton School of Art + Design and in the community. Since completing the Photo Arts and Digital Image Design certificates at HSA+D, he is driven by creative passion and a desire to make and learn. He loves sharing that spirit and knowledge with others. [www.wallingstudios.com](http://www.wallingstudios.com)

**Saskia Wassing** is a textile artist, educated and trained at Glasgow School of Art, Scotland, in the B.A. Honours Embroidered & Woven Textile program. She travelled extensively from an early age and, to this day, one can visibly "feel" that influence reflected in her work. From Britain to Russia and beyond: India, New Zealand, Australia, Polynesia, and eventually to Canada – her home for more than 20 years, Saskia's early exposure to multiple cultures is found in her love of unconventional colour-pairing and rich textural detail. Using the sewing machine and her colourful embroidery threads as drawing tools, she free-stitches her playful patterns and images onto fabrics as diverse as velvet, silk, organza, leather, hand-felted wool, and reclaimed linen, cotton, and wool. These canvases are then used to create her framed embroideries, soft sculptures, and accessories for the home and body.

**Susan Watson Ellis** followed graduation from the University of Toronto with an apprenticeship to a German Goldsmith. In 1981, she opened Paradigm Designs, creating handcrafted jewellery that sold across Canada. Her work won recognition in 2000 as part of the Craft Ontario's "Looking Forward" exhibition, which was curated by the Victoria and Albert Museum in London, England and represented contemporary Canadian craft. She was also chosen to be part of their "Craft in the Making II" exhibition in 2003, their juried exhibition "Ontario Craft '07", and to be one of eight jewellers chosen to be part of their "8 X 10 Jewellery" exhibition series in 2012. Her work is part of the permanent contemporary Canadian silver collection at the Macdonald Stewart Art Centre in Guelph, Ontario and is available from her studio in Haliburton, at the Toronto One of a Kind Shows, the Craft Ontario Shop, and online at [www.paradigmjewellery.com](http://www.paradigmjewellery.com).

**Robbin Wenzoski**, a full-time sculptor, has attended sculpting competitions and events in Germany, England, Australia, Canada and the US. In addition to the Haliburton School of Art + Design, his passion to teach is applied privately and at the annual Canadian Carv-a-Palooza which includes 30+ carvers/sculptors from around the globe. Robbin pushes the limits of carving thin and is fully aware of the cutting edge technology involved with this artistic expertise. [www.robbinsamazingart.com](http://www.robbinsamazingart.com)



**Susie Whaley** attended the Rhode Island School of Design and the Galasso School of Design. She has worked in arts education for over 20 years. In addition to teaching at The Avenue Road Arts School, Susie is the Community Program Manager with VIBE Arts in Toronto. VIBE Arts is a non-profit providing free arts education to 8,000 children and youth, who have limited access across the greater Toronto area annually. In 2015, Susie was commissioned to design and create The Honsberger Award, a medal awarded annually by the Toronto Lawyers Association.

**Katherine Wheatley**, in addition to touring for the past 20 years across Canada, the US and Europe as a solo singer/songwriter, is a member of the Toronto band “Betty and The Bobs”, plays regularly in the hilarious and moving duo “Wendell and Wheat” and tours every winter with Jude Vadala and Tannis Slimmon in the trio “Boreal”. Along with Jane Lewis, she leads choirs in Guelph and Kitchener. She is a zodiac driver and musician on board an expedition ship in the Arctic and Antarctica. She’s been on Stuart McLean’s *Vinyl Café*, TVO’s *Studio Two*, CBC’s *Vicki Gabareau Show* and CTV’s *Canada AM*, and has written music for film and television documentaries. Katherine won the Duke Ellington Award for arranging, the Gordon Delamont Award for Composition and the CMPA award for songwriting at Humber College. Her song “Hallelujah” won a Golden Quill award and was selected, along with “Some Sweet Country” for the new Rise Again songbook (30th-anniversary publication of Rise Up). [www.katherinewheatley.com/](http://www.katherinewheatley.com/)

**Rebecca Whelan-Lamperd** has been spinning since 1995 and now finds herself raising a small flock of Shetland sheep. Her pursuit of the OHS Spinning Certificate will culminate in her graduation from the program in 2020. Rebecca especially enjoys spindle spinning and is rarely without a spindle and fibre in her hands or her bag, ready to spin.

**Fay Wilkinson** is an independent, Registered Expressive Arts Practitioner (IEATA), a storyteller, and an artist. For over 30 years, she has designed and delivered expressive arts experiences for both individuals and groups, with a focus on mental health. Her published paper (in the international, peer-reviewed *Journal of Arts & Health*), contributes to the growing body of evidence that now supports the value of engaging in creative processes on our mental and physical wellbeing. Fay was awarded the Fellowship of Applied Education from Fleming College, and nominated for the Innovation and Creativity Award from the Chamber of Commerce. She has been invited to speak about her ground-breaking work nationally and internationally, most recently at the International Arts & Health Conference in Australia.

**Michaela Wolfert** was born and educated in Germany. She began her apprenticeship in 1979 with a master goldsmith and graduated as a journeyman (honours) in 1983. After three years of working at several jewellery establishments, Michaela entered the “Meisterschule fur Goldschmiede” in Munich and graduated in 1989 with the title “Meistergoldschmied” (master goldsmith). In 1990, Michaela immigrated to Canada after accepting a position as a jewellery designer and goldsmith with an established company in Ottawa, ON. She worked in Ottawa for six years with two well-known companies, until opening her own studio, Kehla Design, in 1996. Since then she has produced high quality, handmade precious metal jewellery and sculptural pieces that combine traditional craftsmanship with timeless, simple, yet elegant designs. Several of her pieces have won awards. Michaela also accepts commissions, creates one-of-a-kind jewellery and ready to wear pieces at her own studio. Michaela has been featured on CBC and CTV radio and television programs, in the *Ottawa Citizen*, *Preston Catalogue*, *Canadian Jeweller Magazine* and the *Metal Arts Guild of Canada*. Her work is available at galleries in Ottawa, on her website and her studio in Almonte, ON. [www.kehladesign.com](http://www.kehladesign.com)

**Sarah Rose Woods** makes fine furniture and wooden art influenced by mid-century modern style. A graduate of OCADUniversity, she studied Environmental and Furniture design. Sarah’s award-winning work has been displayed at IDEX 2017, TODO 2018, the One of a Kind Show 2018, and IDS 2019. In addition to creating custom cabinetry, tables, desks, chairs, art, and house-ware items, Sarah teaches woodworking across the GTA. @sarahrosewoods

**Cassandra Wyszkowski** attended the New School of Art in Toronto and went on to receive complete training in the medium of Japanese Brush Painting (sumi-é) under Ruth Yamada. In 1972, she earned her Japanese seal on the basis of a test painting submitted to a panel of sumi-é judges in Japan. Cassandra pursued further training in Western watercolour and Chinese painting and has developed a unique style based on these traditions. She is a member of the Sumi-é Artists of Canada, has been teaching and painting professionally for over 30 years, and has exhibited in numerous galleries in solo and group exhibitions throughout the country. Cassandra has also delivered workshops to painters’ and potters’ guilds throughout Ontario. Her paintings are held in private and corporate collections in North America and abroad. Cassandra has been teaching at the Haliburton School of Art + Design every summer since 1976.

**Nora Zylstra Savage** is the owner of Storylines, offering writing services and programs including writing coaching, substantive editing, writing workshops and retreats. She has been teaching memoir and creative writing since 1993. Nora has created and facilitated memoir-based intergenerational programs called Bridging the Gap for middle and high school students. Bridging the Gap went international and is now being delivered in Holland. In addition, Nora promotes mindfulness through the creation of hand-held labyrinths and mindfulness programs. Nora brings enthusiasm, humour and sensitivity to all her courses. [www.story-lines.ca](http://www.story-lines.ca), [www.amazinglabyrinths.ca](http://www.amazinglabyrinths.ca)



**Great instructors! HSAD is friendly and welcoming while showcasing the expertise of Canadian artists and artisans making it available to beginner and advanced students.**

~ CATHERINE KLAGES

# Bursaries

## ■ Haliburton School of Art + Design Art Auction Bursaries

Haliburton School of Art + Design offers bursaries of \$450 for one-week courses and \$800 for full-time programs. These bursaries are created through funds raised at the annual HSAD Art Auction.

## ■ Haliburton School of Art + Design – One Week Courses

Several bursaries are awarded to students studying full time in both arts and non-art programs at the Haliburton School of Art + Design. (\$450)

Term: Spring, Summer & Fall

Application process: Contact Haliburton Campus for application. 1-866-353-6464 ext. 3 or 705-457-1680 or email [askus@hsad.ca](mailto:askus@hsad.ca)

Deadline: April 24, June 8 and September 8, 2020

*We gratefully acknowledge our generous donors as well as the faculty, staff and friends of the Haliburton School of Art + Design for providing the works of art and organizational time for the annual Art Auction.*

## Questions?

1-866-353-6464 ext. 3

705-457-1680

[askus@hsad.ca](mailto:askus@hsad.ca)

Details for funding available for full-time programs are available at [flemingcollege.ca/financial-aid/scholarships-and-bursaries](http://flemingcollege.ca/financial-aid/scholarships-and-bursaries). Submission guidelines are subject to change, please check the College website to confirm all submission information prior to the start of your program or course.

*Apply for the following bursaries using the Financial Aid Office online fund application.  
Please refer to [flemingcollege.ca/financial-aid/scholarships-and-bursaries](http://flemingcollege.ca/financial-aid/scholarships-and-bursaries) for additional information and application details.*

## ■ Haliburton School of Art + Design – Full-time Programs

Several bursaries are awarded to students studying full-time in both arts and non-art programs at the Haliburton School of Art + Design. (\$800). Terms: Fall & Winter.

## ■ CFUW Haliburton Chapter Student Bursary

Awarded to a female student in financial need enrolled full time in any program at the Haliburton Haliburton Campus of Fleming College. (\$500). Term: Fall or Winter.

## ■ Denis Cliff Endowed Bursary

Awarded to a student in financial need who is enrolled in the Visual Arts Fundamentals and Drawing Program at the Haliburton Campus. (\$950). Term: Fall.

## ■ Donald Crump Endowed Bursary

Awarded to a full-time student in financial need enrolled in the Photo Arts Certificate Program at the Haliburton School of Art + Design. (\$900). Term: Fall.

## ■ Kathleen Finlay Memorial Bursary

Awarded to a full-time student in financial need enrolled in the Visual & Creative Arts Fundamentals (Drawing and Painting) program. (\$600). Term: Fall.

## ■ Carole and Don Finn Endowed Bursary

Awarded to a full-time student in financial need in the Arts Certificate/Diploma Program at the Haliburton Campus. (\$650). Term: Fall.

## ■ Clark Guettel Memorial Student Bursary

Awarded to a full-time student in the Glassblowing Program at the Haliburton Campus. (\$1100). Term: Winter.

## ■ Haliburton Campus Staff Bursary

Awarded to a full-time student in financial need that is registered in a program that is offered at the Haliburton Campus. (\$1000). Terms: Fall, Winter & Spring.

## ■ Janet Honsberger Endowed Bursary

Awarded to a full-time student registered in the Visual and Creative Art Diploma and/or any of the Arts certificate programs offered by the Haliburton School of Art + Design. (\$630). Term: Fall.

## ■ Haliburton County Road Superintendents' Bursary

Awarded to two full-time students who are residents of the County of Haliburton and are enrolled in one of the following courses Earth Resource Technician, Heavy Equipment Operator, Heavy Equipment Techniques, Geomatics Technician, Environment Technician, Resource Drilling and Blasting Technician. (\$1000). Terms: Fall, Winter.

## ■ Haliburton Community Bursary

Awarded to a full-time student in financial need that is registered in a program that is offered at the Haliburton Campus. (\$450). Term: Fall.

## PLEASE WELCOME TO THE STAGE

Join us in the Great Hall, Thursdays 5:30 to 6:30 pm.  
Our entertainment is suitable for all ages.

Thursday, July 2

### Gathering Sparks

You will come to listen, and walk away singing. Gathering Sparks is the graceful collision of **Eve Goldberg** and **Jane Lewis** – musical friends who blend tight harmonies, finely crafted songs, and a love of participatory singing to create an intimate and uplifting experience. Their inclusive approach embraces folk, pop, blues and gospel influences tastefully played on acoustic guitar, piano, accordion, and ukulele. With their infectious mix of styles and compelling vocal blend, Gathering Sparks has been making some big waves. Their debut six-song CD was nominated for a 2014 Canadian Folk Music Award for Vocal Group of the Year, and they have quickly become an audience favourite. Whether they are belting it out a Capella style, tugging on your heartstrings with a folky original, crooning a jazzy swing tune, or getting into the spirit with a gospel-inflected singalong, Gathering Sparks performances make fans out of listeners with their stellar harmonies and fine musicianship.



Thursday, July 9

### Andy Rush and the Choral Singers

Enjoy the power of the collective voice! A large group of people, many meeting for the first time just four days prior to becoming part of this choral group, will raise their voices together in song. It's extraordinary. Andy Rush's passion for performance and music motivates his singers and energizes large spaces! You'll witness and hear, but most of all you'll feel, the remarkable phenomenon of the collective voice.



Thursday, July 16

### Jason Fowler

Jason is a highly respected Toronto singer/songwriter, session guitarist and producer. He has released six independent CDs under his own name and has played on over 100 albums. In addition to his own successful solo career, Jason is also currently the Musical Director & Guitarist for renowned Irish tenor John McDermott, and has toured with him since 2001. Jason has played with a who's who of the Canadian roots music scene including Anne Lindsay, April Verch, Amy Sky, Marc Jordan, Susan Aglukark, The Cottars, Quartette, Susan Crowe, Nana Mouskouri, Murray McLauchlan, Brent Titcomb, Ian Tamblyn, Jory Nash, Ember Swift, Madison Violet, and Evalyn Parry. A two-time winner at the Walnut Valley National Guitar Championships, in both the Fingerpicking and Flatpicking categories (a rare accomplishment), he is acknowledged as one of Canada's most gifted guitarists. He also holds a degree in Classical Guitar Performance from McGill University.



Thursday, July 23

### Suzie Vinnick

A Saskatoon native transplanted to the Niagara Region of Ontario, Roots and Blues singer Suzie Vinnick is a 3X Juno Nominee, CFMA Award winner, and a 10-time winner of the Maple Blues Award for songwriting, female vocalist, acoustic act and more. Suzie has a voice you've heard a thousand times and one you'll never forget. It soars, it growls, it whispers, and it shouts from a deep, deep well of emotion. The pure joy she exudes when she picks up that guitar is so worth the show. Suzie has toured nationally with Downchild, Stuart McLean's *The Vinyl Café*, the John McDermott Band, and she performed for Canadian Peacekeepers in Bosnia and the Persian Gulf. She was also the voice of Tim Horton's for five years. Suzie's latest album is a full band roots and blues extravaganza entitled *Shake The Love Around*.



Thursday, July 30

### Nicholas Russell

Nicholas Russell is an accomplished guitarist, composer, music producer, and stringed instrument maker. With an Honours Degree in Music and private classical harmony tutelage, he works professionally somewhere within the crossroads of these disciplines. His musical style and knowledge spans genres, but his current explorations as a guitarist lie at the intersection of acoustic music, classic and contemporary jazz, and progressive rock. Numerous projects he has worked on have aired on national radio (CBC, Jazz FM, CFRU) and international television.



August 6

Faculty Art Auction Pre-auction 4:45 to 5:45pm

### Katherine Wheatley

With offhand wit, vibrant lyrics and an infectious passion for performing, Katherine Wheatley has been captivating audiences everywhere she performs. According to the *Toronto Star*, she "turns pebbles of everyday life into dreamy mountains of song." It's an apt observation about this geologist-turned-songwriter. As she travels between shows on North America's highways, the landscape, as well as the characters she encounters on her travels, inspire her songs. She has an uncanny ability to take minor observations in life and find their soul. Warren Footz from *SEE Magazine* in Edmonton wrote "As a listener, it's hard not to sit back, close your eyes and watch the movie play. And man, can this serene red head ever play guitar."





# ART TALKS

**4:45 to 6:00pm • Wednesdays • July 1 to August 5**

**Art Talks are held in the Great Hall of the Fleming Campus.  
Friends, family and community members welcome.  
Free!**

**Wednesday, July 1**

## **The Attics of Our Minds**

*with Nora Zylstra Savage*

Personal experience and stories can be captured in so many ways. Writing, video, voice, collage, quilts, dance, music – the possibilities are endless. Some stories are extraordinary feats of courage, determination and survival. Some are accounts of the ordinary, but equally compelling. Each person's past is a part of our local history – the fabric of life – not just the facts, but the stories of real people. These stories have the power to illuminate, heal, entertain and inspire. Stories need to be shared before they are forgotten. Nora, who has been teaching Memoir Writing Classes for the past 20+ years will share her tips and techniques on how to organize, recall and capture stories. Everyone has a story to tell and Nora's motivational and entertaining style will have everyone remembering their most memorable.



**Wednesday, July 8**

## **I Wanted to Learn to Draw**

*with Debra Krakow*

Debra came to art through the back door, enticed to study architecture by the prospect of learning to draw. She'll talk about the benefits and drawbacks of that entry into art and the profound impact that moving from the city to the country has had on her work (expect to see chickens!). See how her paintings have evolved over time, hear about her recent book, *Sketching in India*, and enjoy a preview of the newest paintings coming out of her studio.




**Wednesday, July 15**

## **A Unique Pursuit**

*with Jeff Helmes*

Inspired by myth, history and imagination, Jeff creates handcrafted objects of exquisite beauty. A sword and bladesmith, his work inspires thoughtful consideration of aesthetics, function, and ceremony. He began bladesmithing in 2003, working out of a primitive hand-built forge in his backyard. A graduate of Fleming College's Artist Blacksmith program, he has pursued blacksmithing and bladesmithing full time since 2004. Jeff has the unique distinction of being self-employed as a full-time swordsmith, since 2010.



**Wednesday, July 22**

## **Special FX**

*with Rhonda Morley Caston*

Take a peek behind the scenes in the film industry, where all manner of character and creature is brought to life by special effects make-up artists. Rhonda will bring props from movies she's worked on, demonstrating the broad range of skills required to be successful in this business; make-up artist, conceptual designer, sculptor, mold maker, caster, and painter. She'll demonstrate an "out of kit" effect, while sharing why it is important knowledge in the profession. Ghoulish, fantastical, and whimsical characters, and realistic or imagined characteristics – anything can arise from the kit of a special effects make-up artist.




**Wednesday, July 29**

## **I Will be Silent No More**

*with Bill Stearman*

Bill struggled with storytelling as a way to make sense of his life for many years. And then discovered his voice in quilt making. Fabrics and carefully placed stitches express joy, anguish, hope, gratitude, and love, providing glimpses into deep and important stories. Stories that matter on personal and social levels. His quilts make bold statements and provoke thoughtful consideration of a variety of issues. "With the help of about 20 of my quilts, I'll tell their stories... my stories. I doubt that these quilts, and their stories, will remind you of your Grandmother's quilts."




**Wednesday, August 5**

## **Say Yes Now and Figure Out How Later**

*with Michael Bainbridge*

Michael worked for ten years in the motion-picture industry before switching to still photography full time. In the ten years since, he has become Canada's preeminent photographer of gemstones and mineral specimens. And most recently, he has started a jigsaw puzzle company with his wife, Brigitte. Yes, a career in the arts can be puzzling, but thanks to his guiding principle, "say yes now and figure out how later," there's rarely been a dull moment.



# BEYOND THE STUDIO

*Opportunities to relax, explore and enjoy during summer school!*

## ■ Faculty Exhibition

An exhibition of faculty work will be present in the Great Hall for the duration of summer school.

## ■ Art Talks

**Wednesdays • 4:45 to 6:00 pm**

The Haliburton School of Art + Design sponsors a weekly free presentation open to all students, staff and public. Join us in the Great Hall. See page 91 for specific presentations.

## ■ Walk-About & Instructor Feature

**Thursdays • 4:00 to 5:45 pm**

Students, family, friends and community members are welcome to visit classrooms to see the work in progress and talk with the instructors. Instructor work will also be available to view on screen in the Great Hall.

## ■ Entertainment

**Thursdays • 5:30 to 6:30 pm**

Each Thursday evening you're invited to the Great Hall to relax and enjoy a free concert. See page 90 for specific entertainers.

## COMMUNITY ARTS EVENTS

Haliburton Highlands has a thriving arts scene with activities, music, and events year round. Check out:

**Haliburton Art & Craft Festival**, see ad page 96,  
[railsendgallery.com/haliburton-art-and-craft](http://railsendgallery.com/haliburton-art-and-craft)

**The Studio Tour – Haliburton Highlands**, see ad page 96,  
[thestudiotour.ca](http://thestudiotour.ca)

**Haliburton Folk Society**, [haliburtonfolk.com](http://haliburtonfolk.com)

**Haliburton Highlands Arts Council**, [www.haliburtonarts.on.ca](http://www.haliburtonarts.on.ca)

**Highlands Opera Studio**, see ad page 96,  
[www.highlandsoperastudio.com](http://www.highlandsoperastudio.com)

**Highlands Summer Festival**, see ad page 96,  
[www.highlandssummerfestival.on.ca](http://www.highlandssummerfestival.on.ca)

**HSAD Faculty Art Auction**, see ad below. An exhibition of faculty work will be present in the Great Hall for the duration of summer school.

**Stanhope Heritage Day**, [www.stanhopemuseum.on.ca](http://www.stanhopemuseum.on.ca)

**Tour de Forest Artisans Tour**, see ad page 96,  
[www.haliburtontourdeforest.com](http://www.haliburtontourdeforest.com)

**Winter Folk Camp**, [www.winterfolkcamp.net](http://www.winterfolkcamp.net)

## Haliburton Sculpture Forest

Wrapped around the campus, the Haliburton Sculpture Forest is a unique outdoor collection of sculptures by Canadian and international artists. Unstructured and unscripted, the Sculpture Forest experience is ideal for families looking for an interesting outing, for those who enjoy outdoor trails, and for people looking for a unique artistic experience. Visit the Sculpture Forest anytime or join a free guided tour.

Full tours take place throughout July and August, Tuesdays from 10:00 to 11:30 am and  
Curator's Choice tours are Wednesdays from 12:10 to 12:50 pm.

Meet at the kiosk in the college parking lot.

*The Haliburton School of Art + Design and Fleming College Advancement and Alumni Relations gratefully acknowledge the ongoing support of the faculty, staff, students, and friends who generously support this event.*

*This annual event has raised hundreds of thousands of dollars and, as a result, has had a remarkable impact on art, craft and design education.*



*Grouse Cups  
April Gates, Blackbird Pottery  
Donated to the 2019 Art Auction*

**Admission is free  
and all are welcome!**

**Light refreshments  
will be served.**

**Live entertainment  
during preview.**

## HALIBURTON SCHOOL OF ART + DESIGN

# FACULTY ART AUCTION

*a fabulous annual event with a long history*

There will be many unique works of art, all created and generously donated by artists who are members of the faculty at the Haliburton School of Art + Design. A number of Silent Auction items will also be available.

**Thursday, August 6, 2020**

**Haliburton Campus of Fleming College, Great Hall  
Preview at 5:00pm • Auction at 7:00pm**

*Net proceeds from this event support Fleming College art students at the Haliburton Campus through the bursary program and innovative initiatives.*

# FAQ 2020

## What are the ages for courses?

Kids: 4 (as of Jan. 1, 2020) to 8 years and 8 to 10 years

Youth: 10 to 13 years

Teen: 13 to 18 years

Adults: 18 years of age or older. Special consideration may be granted in certain circumstances.

Please adhere to the ages indicated in the kids, youth and teen programs. The school maintains the right to request proof of age and, if necessary, will remove a child from a course. No refund will be granted in these instances.

## Which bus service goes to Haliburton?

Tok Coachlines (*formerly Can-ar Coach Service*) has daily service from Toronto.

1-800-387-7097 [tokcoachlines.com](http://tokcoachlines.com)

## Is there a taxi service in Haliburton?

Hyland Taxi has 24 hour service. 705-457-1777

## Where do people stay when they take a course?

See page 95 for Accommodation Information.

## Can I get art supplies there?

Art supplies will be available for purchase on-site Mondays and Wednesdays from June 29 to August 5, 2020. There are also some art supplies available at local retail outlets.

## Is my course a credit with Fleming College?

With the exception of the courses within the Expressive Arts program, the courses are non-credit. Weeklong adult summer courses went from being credits toward the Visual and Creative Arts diploma to being general interest, non-credit courses in the summer of 2018.

## Will I get a tax receipt?

With the exception of the courses within the Expressive Arts program, these offerings are not credit courses and therefore not eligible for a tax receipt. Canada Customs and Revenue Agency (CCRA) dictates that a full or part-time course fee must exceed \$100, must be at a post-secondary level and the associated program must be greater than 3 consecutive weeks in duration to be eligible for a T2202A.

## Can you help me with special needs?

Fleming College strives to accommodate individuals with special needs. Equal access is important to us. Students requiring special support while at the school should inform us upon registration. Self-identification is your responsibility. Please contact the school in a timely manner to enable us to make necessary arrangements. call (705) 457-1680 or TTY (705) 749-5521.

## Is there a discounted fee for seniors?

We don't offer a senior rate for any of our courses, workshops or supplies.

### OPENING DATES FOR REGISTRATION

March 2	Spring and summer courses, OHS Level I
March 23	Expressive Arts – part-time, spring program
June 1	OHS Level IV
July 2	Fall courses in all locations

## Can we get something to eat at the school?

Fleming Campus: There is a small servery located at our Haliburton campus. Coffee, muffins, juices, soups, salads, and daily lunch specials are available. The hours are as follows:

Monday to Friday	8:30 am to 2:30 pm
Saturdays in July	8:15 am to 1:15 pm

There are also vending machines with drinks and snacks, as well as a microwave and fridge available for your use. Picnic tables will be situated around the property. There are a number of restaurant options in the village.

J. Douglas Hodgson Elementary School: Food service will be provided by SIRCH Community Services. Chef Jay McIvor will be baking up morning snacks as well as creating a variety of healthy and delicious soups, salads, main courses and treats at lunch. He uses fresh local ingredients and will have some gluten-free options. Simply Homemade is a social enterprise of SIRCH Community Services, a non-profit organization that provides food service training to youth, and also provides thousands of meals to those in need in the county. Every lunch sold during summer school helps them feed a child or senior. Simply Homemade lunches are affordable, nutritious and yummy ... and you'll be helping someone else!

Haliburton Highlands Secondary School: There won't be on-site food service here but J. Douglas Hodgson, with food service detailed above, is less than a 10-minute walk.

## Can I bring my pet?

We're sorry but pets are not permitted in any of the school locations.

## How do I know if the skill level is right for me?

We do our best to indicate the skill level of instruction. If there is no indication, assume that it's suitable for beginners. Please give careful consideration to the appropriateness of your course as it relates to your skill level as this will ensure a positive learning experience for all involved. We would be happy to assist you with any questions.

## Is smoking allowed?

Smoking is only permitted in designated areas. Please ask for details when you're on site.

## How can I find out more about the local area?

Information about the Haliburton Highlands is available at [myhaliburtonhighlands.com](http://myhaliburtonhighlands.com) and [www.haliburtoncounty.ca](http://www.haliburtoncounty.ca)



Your office staff is lovely.

DEBBIE NOILES

Check our website at [www.hsad.ca](http://www.hsad.ca)  
for the latest information.

## Calendar Accuracy

The material in this calendar has been prepared in advance of the academic session to which it pertains. The information presented herein was the most current and accurate information at the time of printing. Fleming College reserves the right to make changes without further notice. For the most current information, please visit [www.hsad.ca](http://www.hsad.ca)



# Registration Options



## ONLINE

Visit [hsad.ca](http://hsad.ca), scroll down and click Summer/Fall Art Programs. Select your course and click through the easy-to-follow instructions.

Online enrolment and payment is confirmed by email. Receipts are not mailed for online registration. Please be sure to access your material list online as well. Simply click "Material List & Important Details" on the course information page you register from.

*Online registration is unavailable for a small number of offerings.*



## PHONE

Register with your Visa or Mastercard.  
1-866-353-6464 ext. 3  
705-457-1680



## IN PERSON

Drop by the campus at 297 College Drive, just minutes from downtown Haliburton.



## MAIL

Send your registration details and full payment, cheque or money order only, payable to Fleming College.

HSAD, Fleming College  
P.O. Box 839  
Haliburton, ON  
K0M 1S0

**REGISTER  
ASAP!**

Waiting until the last minute limits your choice of courses and may cause disappointment.

All fees are payable in Canadian funds. Unless otherwise indicated material fees are payable to the instructor on the first day of class. Fleming College is committed to sustainable environmental practices. In an effort to conserve paper, your material list, map and detailed welcome letter will be accessible online (by May 1). Visit [www.hsad.ca](http://www.hsad.ca) and search for your course name; there will be a link on that page (Material List & Important Details).

## OPENING DATES FOR REGISTRATION

March 2	Spring and summer courses, OHS Level I
March 23	Expressive Arts – part-time, spring program
June 1	OHS Level IV
July 2	Fall courses in all locations

Should you require further information, please call our office for assistance:

**705-457-1680**

Toll-free 1-866-353-6464 ext. 3

[askus@hsad.ca](mailto:askus@hsad.ca)



# Important Information

**Accommodation Information** – The Haliburton School of Art + Design maintains an accommodation list at [www.hsad.ca](http://www.hsad.ca) under the Haliburton Accommodations tab. Options range from private to commercial, from room & board to hotels; the distance to the school is indicated with each. Additional accommodation information is available through the local tourism office at [myhaliburtonhighlands.com](http://myhaliburtonhighlands.com). We suggest letting accommodation providers know about the school's two-week cancellation policy and asking if they can have the same.

**Administrative Fee** – All part-time HSAD course cancellations are subject to a \$25 administrative fee. If you cancel in writing any time up to 14 days prior to course start, you will receive a full refund, less a \$25 administrative fee. See below for full refund policy.

## Age Groups

Kids: 4 (as of Jan. 1, 2020) to 8 years and 8 to 10 years

Youth: 10 to 13 years

Teen: 13 to 18 years

Adults: 18 years of age or older. Special consideration may be granted in certain circumstances.

Please adhere to the ages indicated in the kids, youth and teen programs. The school maintains the right to request proof of age and, if necessary, will remove a child from a course. No refund will be granted in these instances.

**Cancellation of Courses** – Please see details as outlined in the Refund Policy section below.

**Fees** – Fees include HST and a part-time service fee is \$0.77 per course hour to a maximum of \$45 per course. Service fee details below. Material costs are extra and subject to tax.

**Freedom of Information** – All collection, use, disclosure, retention, and disposal of Records containing Personal Information, and all requests for access to the College's Records will be handled in accordance with the *Freedom of Information and Protection of Privacy Act* (FIPPA).

**Harmonized Sales Tax (HST)** – Where applicable, HST is included in the course fee listed.

**Part-Time Service Fee** – A part-time service fee of \$0.77 per course hour (up to a maximum of \$45) applies to all adult weeklong courses and adult weekend workshops. The fee is included in the advertised fee and will cover services offered to students at the Haliburton School of Art + Design.

**Receipt** – Your receipt will be mailed to you if you register by phone or mail. If you register online, the process confirms enrollment and payment.

**Skill Levels** – Courses are designed for the beginner to the advanced student, unless otherwise indicated. Limited class size allows for individual instruction at each level, providing maximum benefit to all students. Please be sure to check the experience recommendations indicated before you register for a course.

**Tax Receipts** – With the exception of the courses within the Expressive Arts program, these offerings are not credit courses and therefore not eligible for a tax receipt. Canada Customs and Revenue Agency (CCRA) dictates that a full or part-time course fee must exceed \$100, must be at a post-secondary level and the associated program must be greater than 3 consecutive weeks in duration to be eligible for a T2202A.

**Weaving Looms** – There are four-harness floor looms and related equipment available for use at the school.

## Material Lists

A list of materials needed for your course is accessible on-line. Visit [www.hsad.ca](http://www.hsad.ca), search for your course name then click the "Material List and Important Details" link.

Important details to check:

- Course name
- Course code and section number
- Instructor
- Date

These checks will ensure you are accessing the correct material list for your course.

This list will also indicate any material fees that will be payable to the instructor. Please check the status of your course if you are concerned about the investment in materials. Your material list can be mailed to you upon request.

## REFUND POLICY

**If We Cancel:** When the college finds it necessary to cancel a course, a full refund of fees will be granted. Decisions on course cancellations are made two weeks prior to course start in order to provide fair notice to students and instructors. Notifications are made by telephone – be sure to give us an alternate number to call if possible. Should you wish to transfer to another course, every effort will be made to accommodate you, providing there is space. You will be contacted only in the event of cancellation. We cannot be responsible for travel or accommodation expenses.

*Courses are non-transferable. Transcripts are issued for credit courses, making it imperative that the student registered is the student that attends.*

**If You Cancel:** All notifications of cancellation must be received in writing.

If you cancel any time up to 14 days prior to course start, you will receive a full refund less a \$25 administrative fee. If you cancel later than 14 days prior to course start, there is no refund of fees. This policy applies in all circumstances due to our commitment to students and instructors two weeks prior to course start. Should you be able to attend a different course within the fiscal year, we would be happy to attempt to accommodate you.

Notification of cancellation can be emailed to [askus@hsad.ca](mailto:askus@hsad.ca). Alternatively, our fax number is (705) 457-2255 and is available 24 hours/day 7 days/week.

*No refunds, partial or whole, will be granted if we receive insufficient written notification.  
It may take 2 to 4 weeks for refunds to be processed.*

120 ARTISTS | HEAD LAKE PARK

HALIBURTON ART AND  
CRAFT FESTIVAL

**JULY**  
**24,25,26**

**RAILS END  
GALLERY  
& ARTS CENTRE**

OPEN TUES TO SUN ALL SUMMER!

## THE ETHEL CURRY GALLERY



*Featuring the works of Canadian Artists  
inspired by the Haliburton Highlands*

94 Maple Ave. Haliburton ON, Canada  
info@ethelcurry.com 705.457.9687  
www.theethelcurrygallery.com

f i @ethelcurrygallery



THE  
**Studio**  
TOUR  
HALIBURTON HIGHLANDS

**OCTOBER 3-4 AND 10-11**  
STUDIOS OPEN 10-5

artist info and studio locations found at  
**thestudiotour.ca**



14th Annual  
**TOUR  
DE  
FOREST**

**Summer  
Studio  
Tour**


**August 1 & 2, 2020 • 10am–5pm**  
**9 studios • 23 artists**

*Explore the scenic route and discover original treasures  
in a wide variety of media*

www.haliburtontourdeforest.com  
tourdeforest1@gmail.com

## HIGHLANDS OPERA STUDIO

VALERIE KUINKA General Director  
RICHARD MARGISON Artistic Director



**JULY 23 - AUGUST 24 | 2020**

HEAR THE BEST EMERGING PROFESSIONAL  
PERFORMERS IN MASTERCLASSES, CONCERTS  
& FULLY STAGED OPERAS!

**DON GIOVANNI | DIDO & AENEAS**

INFO/BOX OFFICE 705-457-5646 | HighlandsOperaStudio.com

explore **haliburtonsculptureforest.ca**

**free  
admission.**

**open dawn  
to dusk.**

**30+ sculptures  
in Glebe Park  
Haliburton.**



## WHAT'S ON Stage THIS SUMMER

### THE SOUND OF MUSIC

June 29, 30 (7:30 p.m.), July 1 (2 p.m.), July 2 (7:30 p.m.), July 3, 5 (2 p.m. matinee), July 6-9 (7:30 p.m.)

Youth pricing (\$20/seat, 18 & under) for all three matinee performances.

### THE IMPORTANCE OF BEING EARNEST

July 13-16 (7:30 p.m.), July 17 & 19 (2 p.m. matinee), July 20, 21 (7:30 p.m.)

### LUCIEN

July 22, 23 (7:30 p.m.), July 24 (2 p.m. matinee)

### EVERY BRILLIANT THING

July 27-30 (7:30 p.m.), July 31 (2 p.m. matinee)

### ACROSS THE POND

Aug 2-3 (2 p.m. matinee), Aug 4-6 (7:30 p.m.)

Highlands  
**summer  
festival** 2020  
Live Theatre

Tickets or more information

705.457.9933 | Toll Free 855.457.9933

**HighlandsSummerFestival.on.ca**

Order tickets online



# Plan Your Summer Art Escape

Choose from more than 300 weeklong courses and workshops for adults and kids, beginners and experts. Get creative in Haliburton, Peterborough, Kleinburg or Toronto.

We look forward to seeing you!



**52** new courses

**12** new workshops

**17** new instructors


Register early to get the course you want.

[hsad.ca](http://hsad.ca) or

705.457.1680  
866.353.6464 ext. 3

# Fleming College

## Haliburton School of Art + Design



705.457.1680

Toll Free 1.866.353.6464 ext. 3

[askus@hsad.ca](mailto:askus@hsad.ca)

297 College Drive  
Box 839, Haliburton, Ontario  
K0M 1S0

Connect with us



[hsad.ca](http://hsad.ca)