


Course Calendar 2019



**Haliburton School
of Art + Design**
Fleming College



Art Can Take You There

Our visual arts and design diplomas are different. Both accelerated and integrated programs incorporate strong foundation skills and hands-on material practices. Build a solid portfolio to take the next step to where you want to go – continued education, setting up a studio practice, or designing your creative career.



Visual and Creative Arts Diploma

This program has it all – a well-rounded introduction to art history, contemporary art practices and design, coupled with an immersive studio experience.

You will explore a wide variety of disciplines and experiment with different materials and new approaches, which will give you an expanded idea of what art is, and help you find your artistic calling.



Integrated Design Diploma

This is the only design foundation program of its kind in Canada. Working with a roster of talented designers and makers, you will discover what kind of designer you are meant to be. Integrating the visual arts, design, craft and the latest technology, you'll be prepared for the next paradigm shift in design; one that requires creative thinking, problem-solving skills, and empathy for humanity, other species and the planet.

Find out more:

Open Flap

Fast Forward to your Creative Future.

Complete one of our two-year art and design diploma programs in just three semesters, or choose a stand-alone, one-semester art certificate.

Study your way: foundation courses + certificate = diploma

Integrated Design Diploma

17 Design Foundation Courses

YEAR 1

Fall

Dreams and the Collective

Unconscious

Design Elements + Principles

Design Communication

Design Theory

Design Research + Methodologies

Material Culture

Intro to Ceramics

Intro to Fibre Arts

Software Applications I

Adobe Creative Suite including

Illustrator/Photoshop/InDesign

Winter

The Poetics of Space:

Intro to 3D Design

Intro to Typography

Design Entrepreneurship

Intro to Sustainability

Experimental Studio

including a final Design Thesis Project

Intro to Glassblowing

Intro to Metalsmithing

Software Applications II

3D Software/Centre for Making

Graphic Design Program Specialization Option

Apply for direct entry into year 2.

Space is limited – see website for details.

Visual and Creative Arts Diploma

14 Art Foundation Courses

YEAR 1

Fall

3D Design – Studio

Art History – The Recent Century

Contemporary Art Investigations

Design I

Drawing Disciplines

Media Explorations I

Visual Documentation

Winter

Business for Artists

Concept Development

Design II

Media Explorations II

Portfolio and Presentation

2 General Education Electives

Art Certificates

Choose your Studio-based Specialization

15 weeks = 2 semesters of study

Artist Blacksmith

Ceramics

Digital Image Design

Drawing and Painting

Fibre Arts

Glassblowing

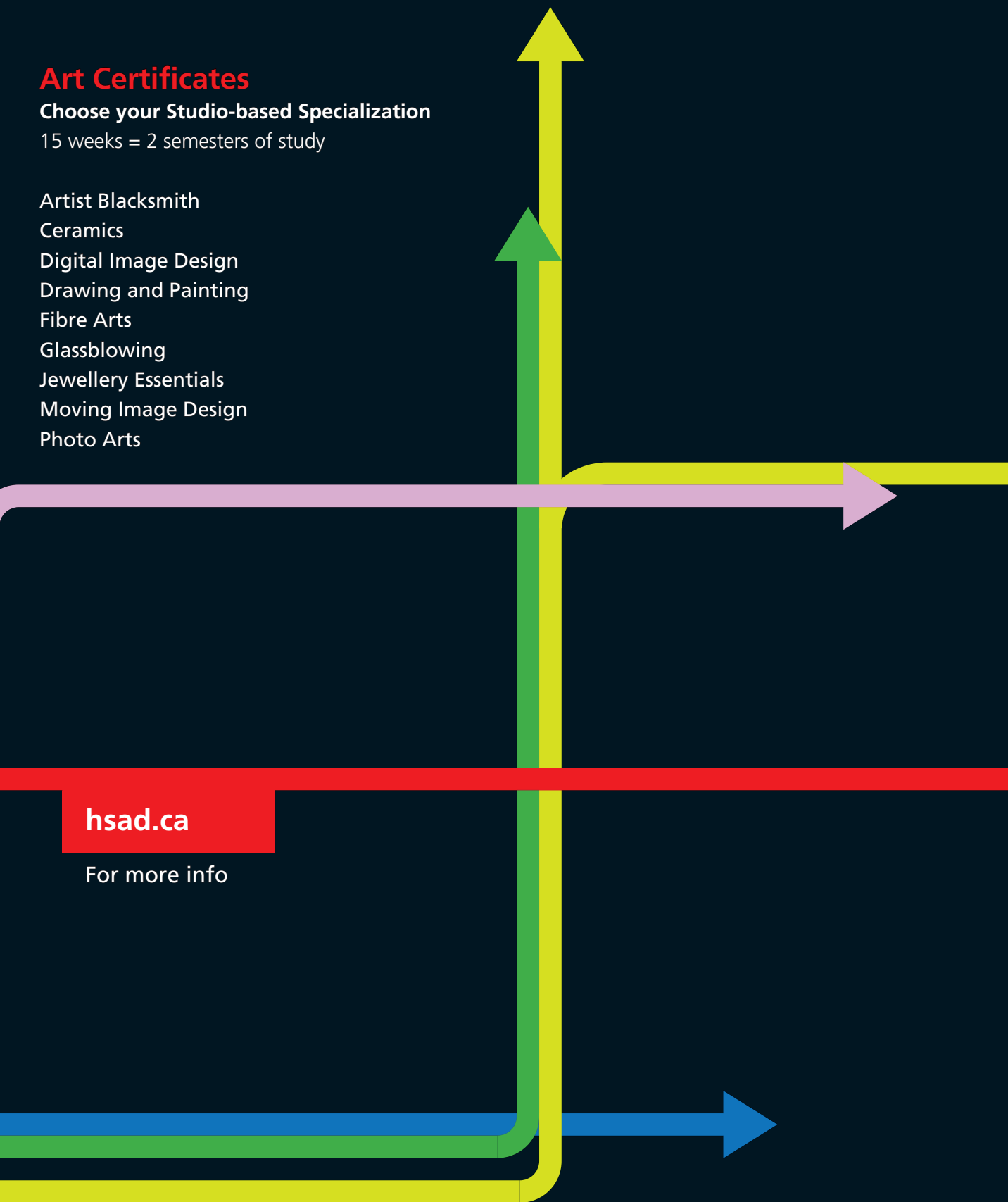
Jewellery Essentials

Moving Image Design

Photo Arts

hsad.ca

For more info



Welcome!

General Information	2
Community of Making	4
Courses and Programs	
Course Listings by Date	5
Expressive Arts – Ontario College Graduate Certificate	10
Expressive Arts Courses	11
Spring 2019	
Haliburton	13
Concentrated Study, Drawing and Painting	14
Etobicoke	15
Summer 2019	
Haliburton	16
Fall 2019	
Toronto	66
Kleinburg	67
Peterborough	68
Haliburton	69
Visual and Creative Arts Diploma (VCAD)	72
Integrated Design Diploma	73
Instructor Biographies	74
Bursaries	89
Entertainment – On Stage	90
Art Talks	91
Activities Schedule	92
Community Arts Events	92
FAQ	93
Registration Options	94
Important Information	95
Refund Policy	95



Like us on Facebook:
[flemingHSAD](#)

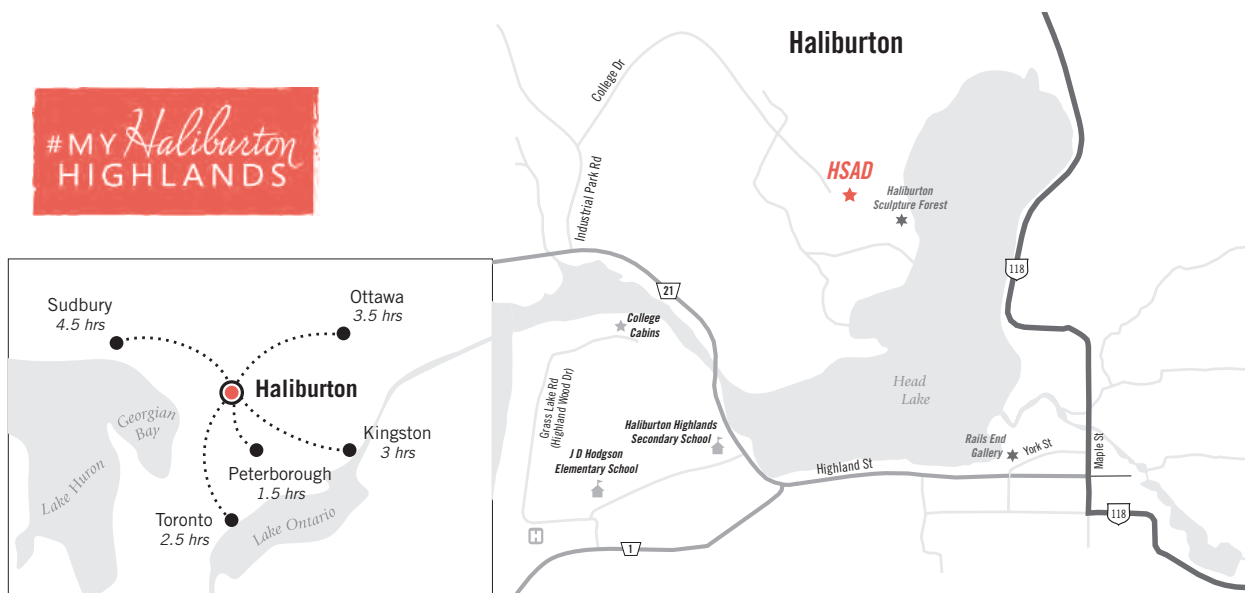
Cover Art: Darlene Bolahood and Charles Sylge for WHEW inc.

Wild Haliburton Elephant Weavers hand paint unique plush throws from the finest quality of kid mohair. Strong as steel, but soft and light as thistle down, they are a treasured comfort and joy in homes around the world.

Darlene is full-time faculty at HSAD, and continues to develop her own work in fibres, painting, sculpture and mixed media in her studio.

www.wheweavers.ca





Art + Design Education Leaders

We believe in makers, artists, designers, and dreamers.

Haliburton School of Art + Design offers cottage country and city art experiences.

- Haliburton
- Peterborough
- McMichael Canadian Art Collection in Kleinburg
- Neilson Park Creative Centre in Etobicoke
- ArteMbassy in Toronto

Our faculty members make the quality and unique diversity of HSAD's part-time program possible. Returning, long-time instructors are joined by new instructors, enabling us to transform the program each year. Instructors are with us only for the duration of their course and are part of a weekly rotation of offerings that results in a highly charged creative atmosphere.

LOCATIONS

Spring: Courses are located at Fleming's Haliburton Campus in the village of Haliburton, with an additional offering at Neilson Park Creative Centre in Etobicoke.

Summer: Courses are held in the village of Haliburton, just 2½ hours north of Toronto and 3½ hours west of Ottawa. Most are located at Fleming's Haliburton Campus and Haliburton Highlands Secondary School. Some classes are held at other venues within the village. A map featuring locations is available online, and you will receive an email on the Friday of the week before your course, informing you of the location. Specific locations/room numbers of all courses are posted at the entrances of the Fleming Campus and the high school, and outdoor signage and friendly staff members will also help direct you.

In order to accommodate changing registration levels and specific needs, precise room locations are determined the Friday prior to the start of the course and are subject to change.

Fall: Courses are held at Fleming's Haliburton Campus in the village of Haliburton, the Sutherland Campus in Peterborough, ArteMbassy in Toronto, and the McMichael Canadian Art Collection in Kleinburg.

DATES

The majority of courses are held in Haliburton in the summer months, with additional offerings in the fall and spring as detailed.

TIMES

Weeklong courses: 9:00am to 4:30pm, Monday to Friday (unless otherwise indicated – some courses are 6 days)

Saturday workshops: 9:00am to 5:00pm

FEES

Weeklong adult credit courses (5 days): \$393.39

Saturday workshops: \$122.22

Kids' courses: \$118.95 per week (half days)

Youth and Youth/Teen courses: \$287.98

Materials extra.

OPENING DATES FOR REGISTRATION

March 1	Spring and summer courses
March 25	Expressive Arts – part-time, spring program
June 3	OHS Levels III & VI
July 2	Fall courses

askus@hsad.ca

1.866.353.6464 ext. 3 or 705.457.1680

Fax: 705.457.2255

297 College Drive, Box 839,
Haliburton, Ontario K0M 1S0



**Haliburton School
of Art + Design**
Fleming College



Dear Art Enthusiast,

Greetings from Haliburton School Art + Design, Fleming College, located in the heart of the idyllic Haliburton Highlands. Our school is a nationally recognized place to study art, craft and design, as well as performing arts. As you look through the pages of this year's calendar, it's easy to see how we've earned our reputation.

Haliburton School Art + Design has been providing hands-on art courses and experiences for over 52 years. Offering a wide variety of courses for all skill levels, including children's programming, we are one of the longest-serving summer art programs in the country. This year we are welcoming 14 new artists to our teaching roster. They are part of an incredible faculty team of practicing artists who will share their talents with you in one of our over 310 courses this summer. Our 2019 line up is dynamic, creative and robust, and your biggest challenge will be deciding which courses to choose!

I look forward to greeting you in person soon, and in the meantime, please keep in touch through our Facebook and Instagram accounts, highlighted on the back cover.

Thank you for choosing Haliburton School of Art + Design to explore your creativity.

Yours in art,

Sandra Dupret, Principal
Haliburton School of Art + Design, Fleming College

Open House

Saturday, April 6, 2019

10 am – 2 pm

Experience what we have to offer!

- Talk to Fleming faculty, staff and students, and tour our inspiring campus.
- See the studios, Great Hall and classrooms.
- Get information about accommodation options and visit the village of Haliburton.
- Stroll through the Haliburton Sculpture Forest that surrounds the campus. See page 92.

There will be another Open House in the fall.
Call us for the date if you are interested in visiting.

Fleming College

LEARN | BELONG | BECOME

College President: Maureen Adamson

Locations: Fleming College has campus locations in Peterborough, Lindsay, Haliburton, and Cobourg.

Students: 6,500 full-time
10,000 part-time
75,450 alumni

Programs: More than 110 full-time programs in Business and Justice, Environmental and Natural Resource Sciences, Arts and Heritage, Community Development and Health, Trades and Technology, and General Arts and Sciences

Part-time Courses: More than 900 part-time courses are offered in evening sessions, weeklong or weekend workshops, day classes, or online. The college's portfolio includes both career-enhancing programs and lifestyle and leisure courses.

Online Learning: Fleming College, as a member of OntarioLearn, offers hundreds of online courses; a flexible option for students balancing a career, education, and personal commitments.

flemingcollege.ca



Community of Making encourages digital learning and making in Haliburton County with STEAM (Science, Technology, Engineering, Art, Math).

The Community of Making is a cooperative project between Haliburton County Public Library, Haliburton School of Art + Design, 100.9 CANOE FM, Sticks and Stones Media, Haliburton Highlands Chamber of Commerce, and Haliburton Highlands Secondary School. This project provides Maker Space equipment and STEAM (science, technology, engineering, arts, and math) activities to Haliburton County. The idea is that no one organization can do this alone, so if we work together we can make something happen. We are all part of the Community of Making.

www.communityofmaking.ca

The Community of Making, at its core, is three spaces:

1. **Haliburton County Public Library** – any County branches where programs happen (eg/ Mini Makers), as well as equipment available in Dysart and Minden for graphic design, audio recording, and more.
2. **Haliburton School of Art + Design** – a maker space called the Centre for Making, which includes a laser cutter, 3D printers, vinyl cutter, plotter, CNC machine, and industrial embroidery machine.
3. **100.9 CANOE FM** – the Radio Hall provides recording opportunities for local musicians.

Noelia Marziali is the Community of Making Animator. She makes people aware of the spaces and gets people in to them.

The Community of Making will keep evolving and changing. There's hope for expansion as more people and organizations want to get involved. It's less of a fixed thing and more of a movement – Haliburton County is Thinking it, Trying it, and Making it!

COURSE LISTINGS by date



**Haliburton School
of Art + Design**
Fleming College

www.hsad.ca

 facebook.com/flemingHSAD

 instagram.com/flemingHSAD

297 College Drive,
P. O. Box 839
Haliburton, Ontario
K0M 1S0

askus@hsad.ca

705.457.1680

1.866.353.6464 ext. 3

Please note that this schedule is subject to change prior to March 1, 2019.

HALIBURTON IN THE SPRING

May 6 to 10 (see page 13)

Drawing – An Introduction to the Basics Marta Scythes
Watercolour Painting – Advanced Art Cunanan
Watercolour Painting – Fall & Winter Landscape . . . Gord Jones

DRAWING & PAINTING

ADVANCED INDIVIDUAL STUDIES (see page 14)

May 20 to 24

Painting – Advanced Individual Studies. John Leonard

May 27 to 31

Visual Arts – Advanced Individual Studies. John Leonard

OPENING DATES FOR REGISTRATION

March 1	Spring and summer courses
March 25	Expressive Arts – part-time, spring program
June 3	OHS Levels III & VI
July 2	Fall courses

ETOBICOKE IN THE SPRING

Neilson Park Creative Centre, Etobicoke

June 17 to 21 (see page 15)

Concept, Content & Execution. Steve Rose

Expressive Arts Graduate Certificate

April 22 to June 14, 2019

See pages 10 – 12

Introduction to Expressive Arts. DeAnn deGruijter
Materials & Modalities in Expressive Arts
. Fay Wilkinson & Marybeth Leis Druery
Mindful Music & Movement in Expressive Arts
. Gary Diggins & Dorit Osher
Sandtray & Writing within Expressive Arts
. Verity Barrett & DeAnn deGruijter
Expressive Arts – Exploring Relationships Marika Ince
Planning & Practice in Expressive Arts. Marika Ince
Expressive Arts – Stories from the Field Fay Wilkinson
Professionalism in Expressive Arts. Lorrie Gallant



Neilson Park Creative Centre, Etobicoke

The following courses and workshops are being offered in Haliburton.

HALIBURTON IN THE SUMMER

June 24 to 28 (see page 16)

Botanical Drawing & Watercolour Painting Marta Scythes
Expressive Arts in Rites, Rituals & Celebrations Verity Barrett
Maker Space Explorations Scott Michael Walling
Pastel Painting – Introductory Margaret Ferraro
Photography – Technically Minded but Artistically Inclined
 Michael Bainbridge
Pottery – Throwing Camp Intermediate/Advanced
 Rene Petitjean

July 1 to 5 (see page 18)

Acrylics – Material Exploration & the Artistic Voice
 Victoria Wallace
Cheesecloth Imagery on Fabric Mary Pal
Drawn to Watercolour Painting Gord Jones
Fundamental Drawing Charles O’Neil
Glass Mosaics for the Canadian Climate Heather Vollans
Glassblowing and Glassblowing II Catherine Benoit
Intuitive Abstract Painting Sue A. Miller
Jewellery – Stone Setting: Beg/Interm/Adv Susan Watson Ellis
Kids’ Cartooning & Characters Steven Botelho
Kids’ Clay Creations Susie Whaley
Landscape Painting 101 Rod Prouse
Life Drawing & Painting Helen McCusker
Painting – Power Tips from the Masters Yves Ameline
Photographic Landscapes – The Big Picture Rob Stimpson
Pottery – Beginners April Gates
Soapstone Carving Elise Muller
Stagecraft – Creating a Scene Leslie Furness
Storytelling within the Expressive Arts Fay Wilkinson
Totem Carving Wayne Hill
Ukulele for Beginners Brenna MacCrimmon
Ukulele Intermediate Eve Goldberg
Watercolour Painting – Advanced Art Cunanan
Write that Story Ken Murray
Youth/Teen Animation Tammy Rea



Super organization of this vast number of programs and maintenance of rooms – my hat goes off to y’all.

~ ADRIANNA FRASER

Saturday, July 6 (see page 23)

Drawing Basics Workshop Helen McCusker
Dynamic Gesture Drawings
– The Anatomy of Movement Workshop Stephen Tulk
Glassblowing – Introductory Workshop John Raynard
Jewellery – Silver Ring Workshop Susan Watson Ellis
Painting – Mixed Media Layers Workshop Holly Dean
Quilted Rug Workshop Albert Cote
Singing Harmony by Ear Workshop Jane Lewis
Stained Glass Workshop Lisa Moss

July 8 to 12 (see page 24)

Abstraction – The Art of Being You Yves Ameline
Acrylics & Mixed Media – Introductory and Intermediate
 Annette Blady Van Mil
Calligraphy Judith Bainbridge
Collage & Acrylic Explorations Rose Pearson
Creativity – Expanding the Right Brain Paula Letki
Felting – Traditional & Contemporary Wet Techniques
 Susan MacDonald
Fibre Art Techniques Jan Anderson
Glassblowing and Glassblowing II Sheila Mahut
Harp – Beginner Maureen McKay
Japanese Brush Painting I Cassandra Wyszowski
Jewellery Michael Letki
Kids’ Craftabulous! Elise Muller
Kids’ Metal Jewellery Arts Susan Watson Ellis
Landscape Painting – Working the Land Rod Prouse
Millinery – The Art of Hat Making Karyn Gingras
Mosaics for the Canadian Garden Heather Vollans
Musical Instrument Construction Philp Davis
Oil Painting – Introduction to Plein Air John Anderson
Paint Like the Group of Seven Al Van Mil
Painting – Discover Your Style Sandee Ewasiuk
Painting – Layered Mixed Media Holly Dean
Pottery II Lisa Barry
Quilting – Improvisational Abstract with Mixed Media
 Albert Cote
Singing – Vocal Improvisation, Meditation & More Jane Lewis
Stone Carving – Advanced Studio Practice John McKinnon
Travel Writing & Photography Kate Pocock & Rob Stimpson
Travelling with a Sketchbook Nancy Newman
Ukulele Orchestra – Intermediate/Advanced Eve Goldberg
Ukulele Orchestra for Beginners & Baritone
 Brenna MacCrimmon
Weaving – Basic Level I Laurie Allan Ungeitis
Writers’ Creative Process & Journey Ibi Kaslik
Youth/Teen Photoshop Michael Bainbridge

Saturday, July 13 (see page 30)

Button Books & More Workshop Fay Wilkinson
Decorated Initials & Illumination Workshop . . . Judith Bainbridge
Herbal Soaps, Salts & Soothing Salves Workshop
. Linda Lee Purvis
Knitting with Copper Wire Workshop Sayward Johnson
Local Gemstones Workshop Michael Bainbridge
Printmaking – Woodcut Workshop Marta Scythes
Silversmithing Workshop Todd Jeffrey Ellis

July 15 to 19 (see page 32)

Acrylic Abstraction & Expressionism I and II Gwen Tooth
Acrylics, Mixed Media & Collage Melanie Matthews
Anatomical & Life Drawing Stephen Tulk
Art Knitting with Copper Wire Sayward Johnson
Art Making – Drawing, Painting & Collage Helen McCusker
Book Art – Mixed Media, Painting & Binding Holly Dean
Contemplative Photography – Looking & Seeing
. John McQuade
Drawing with Intuition Dagmar Kovar
Experimental Stitched Structures Amanda McCavour
Folk Music for All Instruments & Vocals Katherine Wheatley
Glassblowing and Glassblowing – Style & Form . . . Andrew Kuntz
Harp – Beginner II Maureen McKay
Japanese Brush Painting II Cassandra Wyszkowski
Jewellery Casting Michael Letki
Kids' Colour Explosion Hannah Strand
Kids' Sculptural Madness! Toni Caldarone
Mindfulness, Creativity & Spirituality
within Expressive Arts Marybeth Leis Druery
Musical Instrument Construction – Intermediate/Advanced
. Philip Davis
Negative Painting Nancy Newman
Nuno Felting & Embroidery
. Susan MacDonald & Chari-Lynn Reithmeier
Painting & Yoga – Painting from the Inside Out
. Sandee Ewasiuk
Paper Explorations – Batik, Collage Constructions & More
. Suzi Dwor
Pottery – Form & Style Duncan Aird
Printmaking – Woodcut Marta Scythes
Quilting – Altered Panels Albert Cote
Spinning Wendy E. Bateman & Rebecca Whelan-Lamperd
Weaving – Crackle Weave Ralph Johnston
Writing a Novel – Getting Started Ibi Kaslik
Youth/Teen Copper Enamelling Benjamin Glatt

Saturday, July 20 (see page 38)

Create to Mediate Workshop Linda Lee Purvis
Encaustic & Photo Transfer Workshop Susan Fisher
Exploring Senses Workshop Rebecca Reynolds
Harmonica – Beginner Workshop Carlos del Junco
Landscape Painting Workshop Matthew Mancini
Macramé Workshop Hannah Strand
Sterling Silver Spinner Ring Workshop Shannon Kennedy
Zentangle® Workshop Chari-Lynn Reithmeier

REGISTER ASAP!

Waiting until the last minute
limits your choice of courses and
may cause disappointment.

July 22 to 26 (see page 39)

Acrylics – Explore, Express, Experiment Kim-Lee Kho
Artist Retreat: Yoga, Meditation & Drawing
. Helen McCusker & Sheila Miller
Artistic Exploration – Painting & Drawing Jay Dampf
Book Art – Lettering & Mixed Media Journalling Holly Dean
Chainsaw Sculpture Robbin Wenzoski
Contemplative Photography – Ways of Nature . . . John McQuade
Copper Enamelling Benjamin Glatt
Creating Written Memoirs Nora Zylstra Savage
Encaustic Mixed Media & Collage Susan Fisher
Fabrics – Colour, Patterns & Painterly Effects Margot Miller
Garden Art in Clay Paul Portelli
Guitar – Campfire & Beyond October Browne
Habitat & Feet for Bird Carvers Bruce Lepper
Images & Text Rebecca Reynolds
Japanese Brush Painting III Cassandra Wyszkowski
Kids' Dioramas Toni Caldarone
Kids' Myth & Magic Hannah Strand
Landscapes – Real, Imagined & Altered Kal Honey
Mark Making – Intuitive Explorations Dagmar Kovar
Oil Painting – Plein Air Intermediate/Advanced . . . John Anderson
Painting & Collage – Unconventional
. Rosemary Vander Breggen
Portraiture – Drawing & Painting Marta Scythes
Pottery – Composite Construction & Complex Handles
. Tony Clennell
Printmaking – Floating Washes of Colour Stephanie Rayner
Screenwriting Fundamentals – The Short Screenplay
. Hope Thompson
Sculptural Sheet Metal Forming Geordie Lishman
Silversmithing/Metalsmithing/Jewellery Open Studio
. Todd Jeffrey Ellis
Spinning – Colour Explorations Beth Abbott & Beth Showalter
Woodworking – Introduction Fly Freeman
Youth Archery & Fencing Brad Sherwood
Youth/Teen Movie Making Tammy Rea & Martha Larsen

Saturday, July 27 (see page 46)

Aerial Dance Workshop Diana Lopez Soto
Alcohol Inks on Tiles Workshop Putzy Madronich
Colour Mixing Workshop Martha Robinson
Glass Framework Workshop Brad Sherwood
Jewellery – Sterling Silver Fold Formed Earrings Workshop
. Todd Jeffrey Ellis
Sashiko Workshop Sheila Plant
Sketching Horses Workshop Marta Scythes
Summer Moccasins Workshop Kielyn Marrone

July 29 to August 2 (see page 48)

Acrylics – Glazing & Encaustic Effects Kim-Lee Kho
Acrylics – Trees, Rocks, Water & Sky Mary Intven Wallace
Alcohol Inks – Exploring Surfaces Putzy Madronich
Animals in Art Jay Dampf
Bird Carving – Intermediate/Advanced Bruce Lepper
Bladesmithing Jeff Helmes
Coloured Pencils Ruth Ann Pearce
Creative Writing – Ignite Your Potential Nora Zylstra Savage
Explorations in Abstraction. John Leonard
Expressive Arts in Palliative Care Norma Araiza
Figurative Sculpture & Smoke Firing Frith Bail
Glass Flamework Tech and Glass Flamework Tech II
. Brad Sherwood
Indigo & Shibori Harriet Boon
Jewellery – Mixed Metals, Patinas & Cold Joins. Vicki Sharp
Kids' Design & Build with LEGO® Bricks. Rob Gray
Kids' Adventures in Animation Tammy Rea & Noelia Marziali
Landscape Painting – Large Format Ljubomir Ivankovic
Mixed Media Stitchery Kate Carder-Thompson
Music – An Introduction to Home Recording Nicholas Russell
Painting & Collage – Unconventional Materials
. Rosemary Vander Breggen
Plein Air Landscape Painting – Introductory Sam Paonessa
Pottery – Throwing Camp Intermediate/Advanced
. Rene Petitjean
Printmaking – Japanese Papers & Beautiful Botanicals
. Stephanie Rayner
Screenprinting – Imagery & Texture on Fabric. Gunnel Hag
Stained Glass - Introductory and Intermediate
. Wendy Ladurantaye
Watercolour Painting – Big Skies, Clouds & Landscapes
. Martha Robinson
Watercolour Painting – Experimental Kal Honey
Winter Moccasins & Buckskin Mittens Kielyn Marrone
Woodworking – Intermediate Sarah Rose Woods
Youth/Teen Drawing, Painting & Alternative Mark Making
. Rebecca Reynolds
Youth/Teen Metal Jewellery Arts. Susan Watson Ellis

Courses for Kids, Youth and Teens

*All course names for our younger artists start with
'Kids,' 'Youth' or 'Teen,' depending on the age requirement.*

*We've made some changes to the age groups
– please register accordingly.*

See page 95 for more information.

August 5 to 9 (see page 56)

Abstracting the Landscape in Acrylics. Debra Krakow
Acrylic Painting & Mixed Media Collage Open Studio
. Rose Pearson
Alla Prima – Direct Painting Ljubomir Ivankovic
Blacksmithing Rene Petitjean
Creative Choral Music Sherry Squires
Creative Choral Music II Andy Rush
Creative Writing. Catherine Graham
Decoy Carving – Contemporary Antique Style Ken Hussey
Drawn & Lasered Jennifer Norman
Fibres, Feelings & the Creative Path Ardath Finnbogason-Hill
Free Motion Machine Embroidery. Saskia Wassing
Glass Fusing, Slumping & Surface Decoration. Kirei Samuel
Indigenous History, Symbolism & Art David Beaucage Johnson
Jewellery – Chain Making: Beg/Interm/Adv. Susan Watson Ellis
Kids' Handbuilding Pottery. Lisa Barry
Kids' Masks & Messes Rebecca Reynolds
Kitchen & Bath Design Andria Cowan Molyneaux
Landscape Painting – Plein Air & Studio Sam Paonessa
Life Drawing & 3D Model Making Marta Scythes
Make a Living from Your Art – A Starter Kit Linda Rutenberg
Mosaics Annette Blady Van Mil
Painting & Collage – Miniatures Rosemary Vander Breggen
Passionate Paint I and Passionate Paint II Al Van Mil
Photoshop Michael Bainbridge
Pottery – Raku: Copper Matte, Patinas & Lustres
. Michael Sheba
Precious Metal Clay – Mould & Fire Shannon Kennedy
SoulCollage® Elise Lavolette
Watercolour Basics. Marg McIntyre
Youth/Teen Build Your Own Skateboard Deck and
Youth/Teen Build Your Own Skateboard Deck II
. Sarah Rose Woods

Saturday and Sunday, August 10 & 11 (see page 62)

Timber Framing – Introduction to Design Workshop
. Glenn Diezel

August 12 to 16 (see page 63)

Iron Sculpture Rene Petitjean
Mixed Media Textile Assemblages Alice Vander Vennen
Painting – Scaling Up Rhoda Payne
Pencil, Pen & Ink Explorations. Marta Scythes
Pottery – Understanding Glazes Michael Sheba
Quilting Open Studio Judith Dingle
Timber Framing Glenn Diezel
Watercolour on Canvas Margot Snow

August 17 to 24 (see page 65)

OHS Spinning Certificate Program – Level III
. . . Elizabeth Abbott, Wendy E. Bateman, Harriet Boon,
Roslyn Darling, Donna Hancock, Louise Jackson, Julia Lee
OHS Spinning Certificate Program – Level VI
. . . Elizabeth Abbott, Hazel Alexander, Wendy E. Bateman,
Harriet Boon, Louise Jackson, Julia Lee, Beth Showalter

August 19 to 23 (see page 65)

Youth/Teen Pottery. Lisa Barry

OTHER-THAN-HALIBURTON IN THE FALL

ArteMbassy, Toronto

September 2 to 6 (see page 66)

Abstraction to Non Objective Painting Steve Rose

September 9 to 13 (see page 66)

Expressionism – Power, Passion & Paint Steve Rose

McMichael, Kleinburg

September 2 to 6 (see page 67)

Contemporary Landscape Painting – Advanced II . . John Leonard

September 9 to 13 (see page 67)

Contemporary Landscape Painting – Advanced II . . John Leonard

Fleming College, Peterborough

Saturday, October 19 (see page 68)

Accordion Fold Books & Beyond Workshop Fay Wilkinson

Harmonica – Beginners Workshop Carlos del Junco

Image Transfer & Collage on Various Surfaces Workshop Victoria Wallace

Nuno Felting Workshop Susan MacDonald

HALIBURTON IN THE FALL

October 21 to 25 (see page 69)

Composition & Colour for Painting Janine Marson

Creative Writing – Ignite Your Potential Nora Zylstra Savage

Dry Stone Walling John Shaw Rimmington

Landscape Painting – Inside & Out John Anderson

Landscape Painting – Seasonal Details Rod Prouse

Mosaics Annette Blady Van Mil

Paint Like the Group of Seven Al Van Mil

Stained Glass – Beginner/Intermediate Lisa Moss

Totem Carving Wayne Hill

Saturday, November 2 (see page 71)

Chain Bracelet Workshop Susan Watson Ellis

Embroidery for Crazy Quilting Workshop Chari-Lynn Reithmeier

Folded Metal Ornaments Workshop Todd Jeffrey Ellis

Herbal Soaps, Salts & Soothing Salves Workshop Linda Lee Purvis

Kitchens – Finishing Touches Workshop Andria Cowan Molyneaux

Nuno Felting Workshop Susan MacDonald

Pen, Ink & Watercolour Workshop Marta Scythes

Please note that this schedule is subject to change prior to March 1, 2019.

FULL-TIME PROGRAMS

CERTIFICATE PROGRAMS (15 weeks)

Immerse yourself in over 600 hours of studio experience – explore one of our nine art certificates.

- Artist Blacksmith
- Ceramics
- Digital Image Design
- Drawing & Painting
- Fibre Arts
- Glassblowing
- Jewellery Arts
- Moving Image Design
- Photo Arts

DIPLOMA PROGRAMS Visual and Creative Arts (Haliburton Campus)

Investigate our unique and flexible options for earning a diploma in the visual arts.

Graphic Design – Visual Communication

September (Peterborough Campus)

Delivered at our campus in Peterborough, this is the only two-year Graphic Design advanced diploma program in Ontario.

Integrated Design

September (Haliburton Campus)

This one-of-a-kind, accelerated program will give you the fundamental design skills and critical thinking needed to become a successful designer in the 21st century.

ONTARIO GRADUATE CERTIFICATE PROGRAMS

Expressive Arts

April 22 to June 14, 2019
(Haliburton Campus)

Expressive Arts offer people of all ages the opportunity to express themselves through art, craft, writing, music, movement, and narrative arts. Fleming's Ontario Graduate Certificate in Expressive Arts is a helpful addition to the counselling, teaching, or ministry you currently offer others.

Independent Studio Practice

May to August (Haliburton Campus)

This unique, intensive studio program is designed for established artists and recent visual arts graduates to examine and further develop their art practice with the guidance of a team of professional faculty in a supportive, inspiring environment.

Expressive Arts

Ontario College Graduate Certificate Program



Monday, April 22 to Friday, June 14, 2019

The Expressive Arts Certificate is an eight-course Ontario College Graduate Certificate that can be achieved on a full-time basis by attending the eight-week intensive format program in the spring.

As of March 2018, the college no longer offers the EXA certificate on a part-time basis to new students.

For current part-time students who have declared intention to complete the certificate, individual course registrations, for up to four courses, will be considered in the eight-week program on March 25, 2019, dependent upon the program registration level and space availability. Registration priority is full-time students.

Program Highlights

This certificate would be a helpful addition to the counselling, teaching, or ministry you currently offer others. As a teacher, artist, nurse, social worker, minister, or someone in another caring profession, you will benefit from knowing how to facilitate the development and transformation of the people in your care, through expressive arts.

Minimum Admission Requirements

Human service or arts diploma/degree. Students who do not meet the formal academic requirements may be considered by applying through an alternate mature student admissions procedure. Inquire for additional information.

How to Apply

Full-time Domestic students must apply through Ontario Colleges. Go to www.ontariocolleges.ca

OCAS Code: EXA
College Code: SSFL
Campus Code: 4

You must submit your official transcripts of your diploma or degree in the arts or human sciences field of study.

Full-time International applicants must apply directly through Fleming College's International Student Office. international@flemingcollege.ca

Current part-time students register for individual courses within the full-time program or during the summer schedule, through the Haliburton Campus. Dependent upon the complete program registration level and space availability in the full-time program, part-time students can register on March 25, 2019, for up to four courses.

When you have successfully completed the eight required courses inform the college, with a signed letter, that you wish to graduate.

Fees and Additional Costs

Domestic *\$1,953.45 for the intensive eight-week program, plus a *\$200 material fee payable to the academic coordinator. Current part-time students pay individual course registration fees of \$369.56, plus a *\$25.00 material fee per course. (*Tuition and fees are subject to change.)

Although this program is not OSAP eligible, there are bursaries available to students who qualify.

International *\$7,352.35 for the intensive eight-week program plus a *\$200 material fee payable to the academic coordinator. (*Tuition and fees are based on Canadian dollar rates and are subject to change.)

CURRICULUM 2019

Introduction to Expressive Arts^M DeAnn deGruijter
Materials & Modalities
in Expressive Arts^E Fay Wilkinson & Marybeth Leis Druery
Mindful Music & Movement
in Expressive Arts^E Gary Diggins & Dorit Osher
Sandtray & Writing
within Expressive Arts^E Verity Barrett & DeAnn deGruijter
Expressive Arts – Exploring Relationships^M Marika Ince
Planning & Practice in Expressive Arts^M Marika Ince
Expressive Arts – Stories from the Field^E Fay Wilkinson
Professionalism in Expressive Arts^M Lorrie Gallant
M = mandatory, E = elective

To assist current part-time students achieve credits, the following additional courses are scheduled in 2019:

June 24 to 28
Expressive Arts in Rites, Rituals & Celebrations . . . Verity Barrett
July 1 to 5
Storytelling within the Expressive Arts Fay Wilkinson
July 15 to 19
Mindfulness, Creativity & Spirituality
within Expressive Arts Mary Beth Leis Druery
July 29 to August 2
Expressive Arts in Palliative Care Norma Araiza

Accommodation

There is limited shared accommodation in the school's housekeeping cabins on a first-come, first-served basis. Please note availability and costs are subject to change. Contact the Haliburton Campus for more information.

Cost: \$1,200.00 (HST included) for the full eight weeks of the full time program.

\$ 226.00 (HST included) per week for individual weeks.

A private accommodation list is available at:

flemingcollege.ca/school/haliburton-school-of-art-and-design#hsta-accommodation

EXPRESSIVE ARTS COURSES

To register for these courses you must meet the admission requirements for the EXA Graduate Certificate Program. Details available on page 10.

Introduction to Expressive Arts^M

COURSE CODE ARTS112 SECTION 41
INSTRUCTOR DeAnn deGrujter
DATES April 22 – 26, 2019
FEE \$369.56 (+ \$25 material fee payable to the coordinator)

"Sitting quietly, doing nothing, spring comes, and the grass grows by itself." (Zenrin).

When we provide the right conditions for ourselves, we open the door to growth. Tapping into our creativity provides a natural source of imagery and energy to use for healing and personal expression. This course will introduce you to the theory and practice of the expressive arts. If you are working in the human service field, you will learn about the applicability of visual arts, music, writing, movement and theatre to your work settings.

Materials & Modalities in Expressive Arts^E

COURSE CODE ARTS2471 SECTION 41
INSTRUCTOR Fay Wilkinson & Marybeth Leis Druery
DATES April 29 – May 3, 2019
FEE \$369.56 (+ \$25 material fee payable to the coordinator)

Demystify a selection of art supplies as you experiment with their properties, applications, and suitability for use in expressive arts experiences with different populations. Wet and dry visual arts materials, 3D, mixed media, fabric/fibre processes, papers, adhesives, and much more will be covered, building your expressive arts toolkit. Learn the modality of mandalas, an ancient and powerful tool for focusing, contemplation, and personal spiritual growth. Explore centering exercises, visual, movement, sound and writing modalities while creating expressive mandalas, a personal mandala, and a collaborative mandala. Historical and modern uses of mandalas will be explored including ritual, self-exploration, and expressive mandalas from diverse eastern and western traditions. Instruction will address how mandalas, symbols, mindfulness practices, and working with circles can be incorporated into personal and professional work within the expressive arts. The practices of mandalas and mindfulness as powerful tools for self-care will also be addressed. Applications will be of interest to professionals working with children, youth, and adults in educational, health, recreation, spiritual care, or therapeutic settings.

As a teacher, artist, nurse, social worker, minister, or someone in another helping profession, you will benefit from knowing how to facilitate the development and transformation of the people in your care, through expressive arts.

The M or E beside the course name indicates whether the course is Mandatory or Elective toward the Expressive Arts Certificate.

These courses do not count towards Fleming's Visual and Creative Arts Diploma (VCAD).

Mindful Music & Movement in Expressive Arts^E

COURSE CODE ARTS774 SECTION 41
INSTRUCTOR Gary Diggins & Dorit Osher
DATES May 6 – 10, 2019
FEE \$369.56 (+ \$25 material fee payable to the coordinator)

Mindful music – creating intentional soundscapes: Learn how to approach vocal or instrumental sounding as an improvisational practice that can be applied to various contexts: a group celebration, a ritual of loss, a community building event, or a deep listening meditation. Mindful music incorporates user-friendly instruments and allows individuals to express aspects of the human life through intentional soundscapes. We will explore sonic rituals that span from the jubilant to the ambient and engage participants as mindful collaborators.

Mindful movement – dance and somatics: Explore the body-mind connection and the wisdom and imagination of the psychological and sensory states that exist in the body. You will be introduced to a wide variety of approaches and techniques to experience the continuity and deep connection of the mind-body processes. Experiences of embodiment and the expressive potential of the body will be the predominant mode of expression while also allowing for multimodal approaches such as writing and image making. Instruction will culminate in a living arts performative experience of integrating personal narrative by engaging information from the body.

Fleming College and The Create Institute

Fleming College is pleased to be affiliated with The Create Institute in Toronto, Ontario (formerly International School of Interdisciplinary Studies). The Create Institute is a certificate-granting, registered private career college offering training institute in intermodal expressive arts therapy. Students who graduate from The Create Institute can apply their credits toward a MA degree in Expressive Arts Therapy at the European Graduate School in Switzerland www.egs university.ch.

Graduates of Fleming's Expressive Arts Certificate program will be granted the following should they choose to continue studies at the Create Institute:

- Credit for 100 studio hours in the CI program
- The distinction of "Arts Specialization" on their CI certificate

www.thecreateinstitute.org





Sandtray & Writing within Expressive Arts^E

COURSE CODE ARTS2057 SECTION 41
 INSTRUCTOR Verity Barrett & DeAnn deGruijter
 DATES May 13 – 17, 2019
 FEE \$369.56 (+ \$25 material fee payable to the coordinator)

This course provides an introduction to the practice and theory of Sandtray-Worldplay Therapy and the application of journaling within Expressive Arts. These modalities give voice to the internal and external worlds of both children and adults. They are tools with which to explore, for example, issues of loss, abuse, and self-esteem and that can provide new perspectives on life experiences. Learning will be facilitated through the use of didactic, demonstrated and experiential methods. In the sandtray portion, all participants will build sandtrays as well as observe others, with ample opportunity for questions, discussion and feedback. Emerging from the sandtray section, you will gently move into journaling using various creative techniques of exploring the inner and outer worlds through writing, poetry, movement and art making. Learn to weave these modalities through each other to give them greater form and personal meaning. You are encouraged to bring any poems that are meaningful to you. This course will be of interest to professionals working with children and adults in educational, health, recreation or therapeutic settings.

Expressive Arts – Exploring Relationships^M

COURSE CODE ARTS91 SECTION 41
 INSTRUCTOR Marika Ince
 DATES May 20 – 24, 2019
 FEE \$369.56 (+ \$25 material fee payable to the coordinator)

Successful completion of Introduction to Expressive Arts (formerly Introduction to Expressive Arts Therapies) is recommended prior to taking this course.

Explore various types of relationships and connections as you progress from working on self to working in pairs, to working in groups, using expressive arts. Experiential, demonstrated, and didactic learning methods will investigate the depth and value of expressive arts and their power to deepen connections. You will be encouraged to take advantage of group connections to deepen your personal expressive arts experience, awareness and appreciation. There will be ample opportunity for practice, discussion and feedback using role-playing of the client, the expressive arts practitioner, and the witness/observer.

Planning & Practice in Expressive Arts^M

Formerly Planning Expressive Arts Experience.

COURSE CODE ARTS171 SECTION 41
 INSTRUCTOR Marika Ince
 DATES May 27 – 31, 2019
 FEE \$369.56 (+ \$25 material fee payable to the coordinator)

Successful completion of Introduction to Expressive Arts (formerly Introduction to Expressive Arts Therapies) is recommended prior to taking this course.

This course will teach you to plan and lead expressive arts experiences for others. Instruction will address a broad spectrum of expressive arts experiences as well as present the theoretical tools for assessing what type of experiences might be appropriate for various individuals and populations. You will learn how music, movement, visual, and narrative arts can promote self-awareness and personal growth with various populations. There will be opportunities to experience leadership in the non-judgmental atmosphere of the student group.

Expressive Arts – Stories from the Field^E

COURSE CODE ARTS2367 SECTION 41
 INSTRUCTOR Fay Wilkinson
 DATES June 3 – 7, 2019
 FEE \$369.56 (+ \$25 material fee payable to the coordinator)

Experience a unique combination of hearing stories from Expressive Arts program graduates working in the field, and exploring how to take storytelling into your practice. This highly practical course will offer pertinent information to help you position how you want to use expressive arts. Learn how to incorporate fairytales, myths, legends, and other storytelling mechanisms, for example, masks and puppets, into your chosen field.

Professionalism in Expressive Arts^M

Formerly Professional Issues with the Expressive Art.

COURSE CODE ARTS183 SECTION 41
 INSTRUCTOR Lorrie Gallant
 DATES June 10 – 14, 2019
 FEE \$369.56 (+ \$25 material fee payable to the coordinator)

Successful completion of Introduction to Expressive Arts (formerly Introduction to Expressive Arts Therapy) and Expressive Arts: Exploring Relationships (formerly Exploration of Therapeutic Relationships) is recommended prior to taking this course.

It is important to recognize the parameters of utilizing expressive arts within the bounds of one's training experience. How does one handle situations that are beyond the scope of our professional practice? What are the needs of cultural and racial minorities which can be appropriately integrated into the expressive arts? How do we handle burnout creatively? This course will cover ethical and professional issues which may arise as a result of using the expressive arts.



What my ancestors told: "Pick up what I've left behind for you. Pick up the stories, pick up the songs, and go on a journey, walk in the shadows of the ancient ones. It is your inherent right to live, thrive and enjoy life."

– LORRIE GALLANT

HALIBURTON MAY 2019

HALIBURTON SCHOOL OF ART + DESIGN, HALIBURTON, ONTARIO

MAY 6 TO 10, 2019

Drawing – An Introduction to the Basics

COURSE CODE ARTS307

SECTION 41

INSTRUCTOR Marta Scythes

DATES May 6 – 10, 2019

FEE \$393.39 (+ \$2 material fee payable to instructor)

Begin or further develop your drawing skills in an encouraging, non-threatening environment. By immersing yourself in the fascinating discipline of drawing, you will produce realistic images, personal interpretations, and expressive work. Learn many rendering techniques and processes while considering the elements and organizing principles of design. Become familiar with the properties, brands and uses of a range of drawing materials while studying a variety of subjects, including the human figure. Perspective and traditional composition as applied to an array of subjects will be studied and incorporated into project work. The objective is to increase your observation skills while building confidence to explore and develop a personal style and direction.

Watercolour Painting – Advanced

COURSE CODE ARTS248

SECTION 41

INSTRUCTOR Art Cunanan

DATES May 6 – 10, 2019

FEE \$393.39

This course is not suitable for beginners. It is imperative that participants have had at least three previous watercolour courses prior to participating.

At an advanced level of interaction, you will explore traditional and experimental techniques in watercolour painting. Instruction will be provided on composition and design, and the course is

geared to sharpen skills and enhance personal interpretation. Learn how to make a contour painting, how to layer washes until they get the right value and how to use local and colour values to make strong statements. Sessions on compositions will include directing the eye with edges, placing darks and other colours, and advice on handling patterns and loosening painting style. Learn by demonstration and critique and benefit from individual attention. While this is not a plein air course, there may be an opportunity to enjoy some on-location painting, weather permitting. Painting outdoors will be a majority decision. Only when there is enough consensus will there be an outdoor painting session.

Watercolour Painting – Fall & Winter Landscape

COURSE CODE ARTS2450

SECTION 41

INSTRUCTOR Gord Jones

DATES May 6 – 10, 2019

FEE \$393.39

Fall landscapes present an opportunity to explore bold colours and dramatic skies, and it is said that winter is made for watercolours. Subject matter, composition, and execution will take advantage of the medium's fluid quality, with one or two paintings completed each day. Photo references will be provided and step-by-step demonstrations will guide you through all the stages of creating a finished work. Instruction will address designing the image, drawing the subject, working on wet paper, and mixing colours to create depth and lighting. Learn in a relaxed and very supportive atmosphere with individual attention and gentle group critique. Instruction suits beginner to intermediate levels of skill.





CONCENTRATED STUDY

DRAWING & PAINTING – Advanced Individual Studies

We are pleased to offer this opportunity for personal and professional growth as you immerse yourself in a deeper investigation of drawing and painting. With an emphasis on conceptual as opposed to technical investigations, learning will consist of facilitated discoveries resulting from interactions between all artists – students and instructors alike. Experience dialogue on a professional to professional level with your instructor and understand that differences of opinion are not only accepted but viewed as learning tools. These shared interests and exchanges will contribute significantly to your development as an artist. To maintain academic rigour and provide an effective learning environment, admission is subject to assessment of suitability.

Please submit the following information by April 5, 2019:

- Colour images of work (min 6)
- Artist statement and biography
- C.V. including complete exhibition record
- Details of relevant visual arts training and/or experience and related aesthetic experience if applicable
- Your personal and professional goals as well as your reasons for wanting to attend

Previous students of these courses are approved for participation and will not be required to engage in the detailed application and approval process again.

Digital files will not be accepted.

Mail to: Fleming College, Box 839, Haliburton, ON K0M 1S0

Attention: Shelley Schell

Register for the courses you are interested in as soon as possible.

Registrations are accepted prior to determination of acceptance.

Full refunds will be issued if an application is deemed unsuitable.

Admission is subject to assessment as detailed. In all courses, individual attention and group dialogue will address your body of work, personal questions and challenges.

Feasibility of courses will be determined two weeks in advance of course start.

These courses are offered in Haliburton.

These courses are not suitable for beginners. Participants should be engaged in professional activities such as exhibiting, teaching, lecturing and/or adjudicating. Detailed assessment guidelines are available upon request. Participation requires the completion of a post-secondary arts program or the equivalent experience. Admission is subject to assessment.

Painting – Advanced Individual Studies

COURSE CODE ARTS914 SECTION 41
INSTRUCTOR John Leonard
DATES May 20 – 24, 2019
FEE \$393.39

With an emphasis on conceptual as opposed to technical investigations, this course will provide an opportunity to expand your visual language, painting skills, and visual arts literacy. Instruction will encourage you to confront your own creative processes such as imagery, content, ideas, and manner of execution as you explore the painting medium of your choice. Individual attention and group dialogue will address your body of work, personal questions and challenges.

Visual Arts – Advanced Individual Studies

COURSE CODE ARTS915 SECTION 41
INSTRUCTOR John Leonard
DATES May 27 – 31, 2019
FEE \$393.39

With an emphasis on conceptual as opposed to technical investigations, this course will provide an opportunity to expand your visual language, painting skills, and visual arts literacy. Instruction will encourage you to confront your own creative processes such as imagery, content, ideas, and manner of execution as you explore the media of your choice. Individual attention and group dialogue will address your body of work, personal questions and challenges.

ETOBICOKE JUNE 2019

NEILSON PARK CREATIVE CENTRE, ETOBICOKE ONTARIO



The following course will be held at the Neilson Park Creative Centre in Etobicoke.

JUNE 17 TO 21, 2019

Concept, Content & Execution

COURSE CODE ARTS2292 SECTION 41
INSTRUCTOR Steve Rose
DATES June 17 – 21, 2019
FEE \$393.39
LOCATION Neilson Park Creative Centre, Etobicoke

This class is not suitable for beginners.

This mentoring opportunity provides dedicated studio time to indulge ideas and immerse yourself in your art practice. Helpful dialogue and constructive critiques will advance your work within a creatively charged environment. Each class will begin with a brief informal lecture on a particular artist or movement and progress from there through exercises and/or projects. Through creative process and discussion of vision-to-execution, emphasis will be placed on individual attention regarding medium, concepts, content, and technical mastery.



HALIBURTON SUMMER 2019

HALIBURTON SCHOOL OF ART + DESIGN, HALIBURTON, ONTARIO

JUNE 24 TO 28, 2019

Botanical Drawing & Watercolour Painting

COURSE CODE ARTS1836 SECTION 41

INSTRUCTOR Marta Scythes

DATES June 24 – 28, 2019

FEE \$393.39 (+ \$2 material fee payable to instructor)

This studio course is suitable for all skill levels but some painting experience would be an asset.

While studying a wide variety of botanical specimens, learn several drawing and painting techniques, increasing your observation skills and confidence. Through a series of progressive exercises, working from photo references, demonstrations and live specimens, analyze the intricate lines, shapes, forms, textures, and colours of several botanicals. Emphasis will be placed on both loosely interpreting and accurately depicting the structure of subject matter while developing a personal style. Composition and perspective, as they apply to botanical art, will be addressed. Instruction will include frequent demonstrations and ongoing support, as needed.

Expressive Arts in Rites, Rituals & Celebrations[£]

COURSE CODE ARTS2368 SECTION 41

INSTRUCTOR Verity Barrett

DATES June 24 – 28, 2019

FEE \$369.56 (+ \$25 material fee payable to instructor)

To register for this course, you must meet the admission requirements for the Expressive Arts Graduate Certificate Program. Details are available on page 10.

This course is an elective credit toward Fleming College's Expressive Arts Certificate. It is not an elective credit toward Fleming College's Visual and Creative Arts Diploma.

"Rituals are the expression of the human need to belong, to be part of a group." (Fritz Perls)

Investigate the basic theory and practice of rites, rituals and celebrations. Learn to design and create individual and group rituals including structure and components that incorporate expressive arts in the process. Experiential exercises will explore the power of rites, rituals, and celebrations, their ability to promote connection to self and others, and their power as healing, change and transformation tools. All of this will be explored in a safe space, with a focus on creation and participation. There will be ample time for questions and discussion. Whether you are an Expressive Arts student or not, no matter your spiritual beliefs or lack thereof, learn how to use rites, rituals and celebrations to create meaning or change in your life – at home, at work, and with families and communities.

Maker Space Explorations

COURSE CODE ARTS2261 SECTION 41

INSTRUCTOR Scott Michael Walling

DATES June 24 – 28, 2019

FEE \$393.39 (+ \$50 material fee payable to instructor)

Technology broadens the scope of creative possibility and inspires unique explorations. This course will familiarize you with the equipment in Haliburton School of Art + Design's Maker Space – a PLA plastic 3D printer, a resin 3D printer, scanners, laser engraver, vinyl cutter, industrial sewing machine, digital embroidery machine, large-scale photo printer, printing press, and an assortment of photography/videography equipment. Each day will be spent immersed in a new technology, software, and process. Explore, experiment, and create using a variety of mediums and techniques including printmaking, 3D construction, stencil making, jewellery, and mould making. Skills learned could be applied to artistic pursuits, everyday life, or a career.



CENTRE FOR MAKING

The Centre for Making at Haliburton School of Art + Design is a Maker Space. A gathering place where anyone can learn, explore, and create using technology as a tool for making and prototyping. Our new facility houses 3D printers, scanners, a laser engraver, CNC machine, vinyl cutter, industrial sewing machine, digital embroidery machine, large-scale photo printer, printing press, and an assortment of photography/videography equipment. See page 4 for additional information.

Pastel Painting – Introductory

COURSE CODE ARTS1100 SECTION 41
INSTRUCTOR Margaret Ferraro
DATES June 24 – 28, 2019
FEE \$393.39

This course begins with a thorough introduction to pastel supplies and their many application techniques. Study each technique separately, first by example, then by demonstration, resulting in the creation of a sample booklet of different pastel mixing techniques. Utilize the proper techniques to keep a clear palette, control values, and layer pigment to create the luminous and rich quality of this medium. Instruction will familiarize you with different types of pastels, how to use them in conjunction with each other, and the most beneficial way of achieving impact with the medium. Basic colour theory is addressed while taking inventory not only of the colours you have but how to mix the ones you don't have. Learn the traditional technique for setting up a painting with a value sketch using a limited, then an expanded palette. Individual studies of many popular subjects such as trees, bushes, flowers, fruits, skies, and water will be covered.

Photography – Technically Minded but Artistically Inclined

COURSE CODE ARTS2017 SECTION 41
INSTRUCTOR Michael Bainbridge
DATES June 24 – 28, 2019
FEE \$393.39

This course is not suitable for beginners. A good working familiarity with your camera's menu and function settings is required. Prior to registering please refer to the material list regarding equipment requirements and suitability.

Being an artist isn't just about creativity; it's also about possessing the technical know-how to express it. As a photographer, that means understanding more than just what your basic camera settings do. Photography is an inherently technical medium – especially digital. Go beyond the simple considerations of depth-of-field, low-light, or action shooting to gain an

intimate familiarity with the technical capabilities and limitations of the medium, your equipment, and various modes of expression (so you may then proceed to forget about it and get on with taking great photos). Whether you shoot landscapes, people, abstracts, or kittens, learn how the technical choices you make will affect your art and help you to develop a critical eye, making you a better photographer. Instruction will consist of a combination of theory, practice, and evaluation on various principles and techniques. Post-processing of your photos is not included. Emphasis will be on better in-camera results. Principles taught in this course apply equally to shooting film but film cameras will not be suitable in class because instant feedback is required for evaluation. Instruction is suitable for intermediate-to-advanced photographers.

Pottery Throwing Camp – Intermediate/Advanced

COURSE CODE ARTS735 SECTION 41
INSTRUCTOR Rene Petitjean
DATES June 24 – 28, 2019
FEE \$458.76 includes 3 bags of clay

This course is not suitable for beginners.

Have you ever wished you could spend several days just focusing on increasing your throwing skills? Do you feel that you have 'hit the wall' in terms of being able to throw...more efficiently, bigger pieces, more consistently, looser pots, tighter pots? This course will encourage and challenge you to learn new throwing techniques, increase your throwing skills, and practice, practice, practice. Throwing is a physical skill. It requires proper technique, good tools, and proper care of your body. Through a series of demonstrations, specific exercises, class discussions, inspirational videos, and lots of wheel time, you will have the opportunity to increase your throwing skill as well as develop a personal practice of pot-making. A pug-mill will be available to make reclaiming clay as easy as possible. It is not the intent of this course to cover glazing and firing. One bisque firing may be done to ease the transport of 'trophy pots'. A limber sense of humour and a willingness to cut pots in half will make the week much more enjoyable. Additional clay is available for purchase from the school at the cost of \$12 per bag. This clay will not be fired.



JULY 1 TO 5, 2019

Acrylics – Material Exploration & the Artistic Voice

COURSE CODE ARTS2124

SECTION 41

INSTRUCTOR Victoria Wallace

DATES July 1 – 5, 2019

FEE \$393.39 (+ \$46 material fee payable to instructor)

Stimulate your subconscious creative spirit and access your unique artistic voice through the exploration of personal metaphor, and acrylic paints and mediums. Through the examination of the myriad of acrylic mediums available, learn to familiarize yourself with their incredibly diverse artistic applications, making the creative process second nature. Work with mixed media and acrylic skins, textured acrylic skins, glazes and washes, stencils, incising, immediate transfer onto a variety of rigid substrates, knife painting with light moulding paste, 21st-century grisaille, and interference acrylics, as well as discover how to utilize textured acrylic mediums. Instruction is suitable for beginner to professional artists.

Cheesecloth Imagery on Fabric

COURSE CODE ARTS2179

SECTION 41

INSTRUCTOR Mary Pal

DATES July 1 – 5, 2019

FEE \$393.39 (+ optional \$10 material fee payable to instructor)

Cheesecloth – a humble medium with unexpected and remarkable creative potential. Beginning with simple exercises exploring figurative imagery – portraits, landscapes, animals – or abstract designs, you will then select a specific image to create a larger piece. Master the fundamentals of composition by playing with cheesecloth and glue, learning about value, transparency, and contrast. Discover new ways to include a variety of textures in your fibre art. The focus is on black and white for dramatic results, though you will see how you can add colour with paint, ink or dye. Learn how to adjust photos – or choose from thousands of copyright-free online images – on a laptop or tablet using simple computer programs and apps, or even a photocopier. Understanding that not everyone is comfortable with technology, the instructor can, with your guidance, prepare your pattern to design the composition and imagery for your main project. Sew as much or as little as you want. Finished pieces could be machine quilted or hard-mounted on stretcher bars. Visual presentations, the instructor's significant collection of completed cheesecloth pieces, and art quilts will inspire and demonstrate every step of the process.



Drawn to Watercolour Painting

COURSE CODE ARTS2389

SECTION 41

INSTRUCTOR Gord Jones

DATES July 1 – 5, 2019

FEE \$393.39

Beginner to intermediate watercolourists will explore the transition from a photo to a finished interpretive watercolour. Use simple and effective preliminary value sketches, compositional techniques, and drawing basics to condense the photographic subject matter. There will be interactive lectures, demonstrations, lots of painting time with individual instruction, and very supportive critique.

Fundamental Drawing

COURSE CODE ARTS98

SECTION 41

INSTRUCTOR Charles O'Neil

DATES July 1 – 5, 2019

FEE \$393.39

This course will make it easy for the uninitiated to fearlessly approach the process of drawing in a refreshing and creative environment. Learn to work with an assortment of media in a variety of techniques. Exploration of light and shade, contour and gesture drawing will increase perception of form and space, line and tone, as well as provide a basic understanding of expression. Subject matter will include indoor and outdoor material as well as a life model. Approaches to subject matter will be kept as simple as possible until you feel ready for more involvement. Creativity will be emphasized, and special technique development will foster expression and creativity. Working with pencil, conté, crayon, ink, washes, charcoal and glue, among other media, you will enjoy individual, personalized instruction. Work in a relaxed, non-threatening environment conducive to overcoming frustrations and fears about the process of drawing.



Glass Mosaics for the Canadian Climate

COURSE CODE ARTS2352

SECTION 41

INSTRUCTOR Heather Vollans

DATES July 1 – 5, 2019

FEE \$393.39 (+ \$20 material fee payable to instructor)

The Canadian climate can present challenges for outdoor works of art. Instruction will address an overview of adhesives for a variety of materials; cutting a variety of materials and using those cuts creatively; the use of the elements of design to impact your project, and grouting your mosaic. Attention will also be paid to material suited as a base for outdoor mosaic; preparation of surfaces – including repair of frames; choosing suitable mosaic shard material for outdoors; finishing, hanging, and caring for your artwork. All of these elements will be considered in the creation of your glass on glass mosaic (a hanging window). Reference notes will be provided on all materials used. You are welcome to contact instructor prior to course to discuss project ideas. Contact information can be found on the material list.

Glassblowing

COURSE CODE ARTS101

SECTION 41

INSTRUCTOR Catherine Benoit

DATES July 1 – 5, 2019

FEE \$604.55 includes glass

Discover the art of glassblowing using traditional techniques that date back 2000 years. Glass is first melted in a furnace at 2100 degrees Fahrenheit, at which time you learn how to gather the molten material on the end of a steel blowpipe to form it into vases, bowls, paperweights, goblets and sculpture. You will also have an opportunity to participate in discussions on equipment, safety, history and current trends in glass. Colour will be available for purchase in the Bookstore.

This course will run simultaneously with Glassblowing II. Please clearly indicate which course you are registering for.

Glassblowing II

COURSE CODE ARTS103

SECTION 41

INSTRUCTOR Catherine Benoit

DATES July 1 – 5, 2019

FEE \$604.55 includes glass

This course is not suitable for beginners. Instruction will focus on advanced hot forming and decorating techniques.

Learn techniques for vessel making, including vases, bowls, goblets and stemware, as well as solid sculpture and hot bit work. There will be demonstrations of advanced colouring techniques and studio production methods. With an emphasis on design, you will set up personal project goals. You will have an opportunity to participate in discussions about modern studio design and equipment construction, as well as glass as a contemporary art form. Colour will be available for purchase in the Bookstore.

This course will run simultaneously with Glassblowing. Please clearly indicate which course you are registering for.

Intuitive Abstract Painting

COURSE CODE ARTS2112

SECTION 41

INSTRUCTOR Sue A. Miller

DATES July 1 – 5, 2019

FEE \$393.39 (+ \$10 material fee payable to instructor)

Of value to both beginners and intermediate painters, intuitive painting is an opportunity to learn about you as opposed to learning specific techniques and creating specific products. Playful exploration with oil paint as well as the use of other tools and materials will aid in the creative process and tap into your authentic creative self. While loose and free, intuitive painting still lends itself to consistency. Instruction will also address the utilization of sources of inspiration to create a consistent body of work.



These three courses will run simultaneously. Please clearly indicate the level you're registering for.

Jewellery – Stone Setting: Beginner

COURSE CODE ARTS1492

SECTION 41

INSTRUCTOR Susan Watson Ellis

DATES July 1 – 5, 2019

FEE \$393.39

Instruction will enable you to fabricate sterling silver bezels for round, oval, or free form cabochons. Design a simple ring, pendant, or pin form on which to attach bezels to set stones in finished jewellery pieces of your own design. The material fee will vary with individual projects.

Jewellery – Stone Setting: Intermediate

COURSE CODE ARTS1493

SECTION 41

INSTRUCTOR Susan Watson Ellis

DATES July 1 – 5, 2019

FEE \$393.39

This course is not suitable for beginners.

Instruction will enable you to fabricate sterling silver bezels for round, oval, or free form faceted stones. Learn to cut a bearing into the bezel using stone setting burs and a flex shaft machine. You will also design a jewellery form to mount your bezel on. Once the form is completed, the stone will be set using an electric hammer. Polishing will complete your unique jewellery creation. The material fee will vary with individual projects.

Jewellery – Stone Setting: Advanced

COURSE CODE ARTS1494

SECTION 41

INSTRUCTOR Susan Watson Ellis

DATES July 1 – 5, 2019

FEE \$393.39

This course is not suitable for beginners.

Instruction will enable you to form complex settings for your cabochon and faceted stones such as basket, prong, crown, and tapered, as well as multiple stone designs. You will be encouraged to use critical thinking to problem solve in these advanced setting designs. The material fee will vary with individual projects.



**Excellent teachers. Well-run buildings.
Good safety protocols (glassblowing).
Generous attitude to beginners and
professionals alike.**

~ JACKIE RUSH MORGAN

Kids' Cartooning & Characters

COURSE CODE ARTS2480

INSTRUCTOR Steven Botelho

DATES July 1 – 5, 2019

FEE \$118.95

AGE GROUPS SECTION 41: 1 – 4:30pm, 4 (as of Jan. 1) to 8 years old
SECTION 42: 9am – noon, 8 to 10 years old

Create your own cartoon character! Discover the tricks and tools of cartoonists and have fun seeing how breaking down shapes and forms creates movement, personality, life, and direction. Your first drawing will become the cover of your workbook. Then your character will be featured as "Person of the Year" on a mock *Time Magazine* cover, a Superhero on a poster, a discovered hybrid species animal mashup on a mock *Kids National Geographic* cover, and finally, a marionette-style puppet.

Kids' Clay Creations

COURSE CODE ARTS2469

INSTRUCTOR Susie Whaley

DATES July 1 – 5, 2019

FEE \$118.95 (+ \$25 material fee payable to instructor)

AGE GROUPS SECTION 41: 9am – noon, 4 (as of Jan. 1) to 8 years old.
SECTION 42: 1 – 4:30pm, 8 to 10 years old.

Be inspired by nature while exploring the many possibilities of air clay! Using a variety of hand building techniques including pinch pot, slab and coiling, you'll incorporate natural materials into imaginative clay creations.

Landscape Painting 101

COURSE CODE ARTS496

SECTION 41

INSTRUCTOR Rod Prouse

DATES July 1 – 5, 2019

FEE \$393.39 (+ mandatory material fee of approx. \$40 material fee payable to instructor)

How many of us have wished that we could paint our own vision of Canada's breath-taking landscape? This course will teach you techniques that incorporate fundamental colour and painting principles, as well as visioning methods derived from photography and working directly in en scene. Even as a complete novice, you can experience the thrill of creating your own acrylic landscape painting. This course will provide a solid introduction to landscape painting. Using a simplified but expressive acrylic pallet, you will learn to manipulate line, shape, tone, texture and colour and a recipe to put it all together as a finished landscape painting. Most of the course will be studio time with a couple of field trips to provide the opportunity to sketch and photograph.

Life Drawing & Painting

COURSE CODE ARTS125

SECTION 41

INSTRUCTOR Helen McCusker

DATES July 1 – 5, 2019

FEE \$393.39

Learn how to have your figurative workflow from your hand. This extensive course, working with the life model, will address your personal artistic development. Instruction in drawing the figure, drawing and painting techniques, and applying colour theory will be a strong foundation for continuing artistic practice in drawing and painting the figure. Explore new materials, strive for mastery of media with which you are familiar, and originate a life drawing project that addresses your own personal technical or conceptual problems. Drawings and paintings by a variety of artists will be available for viewing and reference. Upon completion, you will have the ability to use life drawing as the basis for a process of ongoing investigation that will continue to build skill, perception and ease, as well as provide a foundation for expression in drawing and painting.

Painting – Power Tips from the Masters

COURSE CODE ARTS2240

SECTION 41

INSTRUCTOR Yves Ameline

DATES July 1 – 5, 2019

FEE \$393.39 (+ \$30 material fee payable to instructor)

Let the great Masters of art history help you become a more accomplished and technically proficient artist. Instruction combines the study of art history (one third) and painting practice (two thirds). Analyze masterpieces by Leonardo, Constable, Gauguin, Matisse, Picasso and many other great artists, discover what makes them successful and apply this learning to your work. Gain a deeper appreciation of great art, from cave paintings to 20th century artists, and acquire greater power and structure in your work. There is the option to work on a single painting, or a number of separate pieces and the choice of subject matter will be yours. You may work in your medium of choice, but acrylics are recommended due to their ability to accommodate corrections and re-work. Whether you are a beginner or a seasoned artist, a representational or abstract painter, you will be stimulated to explore new concepts and experiment with new visual approaches.

Photographic Landscapes – The Big Picture

COURSE CODE ARTS2180

SECTION 41

INSTRUCTOR Rob Stimpson

DATES July 1 – 5, 2019

FEE \$393.39

This course is not suitable for beginners. Knowledge of your camera and photo imaging software is essential.

The landscapes of the Haliburton Highlands are varied and diverse. From vistas overlooking unbroken forest to the wealth of lakes and rivers, explore photographic techniques utilizing these scenes for inspiration. Good photographs are made, not just taken. Use three techniques; pre-visualization, image capture, and post-processing to recognize an existing composition and capture it effectively. Instruction will address camera functions, combined functions, and lens selection. Photo imaging software will then take your efforts to the next level. The differences between and suitability of documenting or interpreting a photograph will be discussed. Course content will include assignments, image sharing, and constructive critiques. Large format printing will be available on a fee for service basis.

**Regular classes are held on the
Canada Day (July 1) holiday.**



Pottery – Beginners

COURSE CODE ARTS175 SECTION 41
INSTRUCTOR April Gates
DATES July 1 – 6, 2019 (6 days)
FEE \$496.73 includes 1 bag of clay

Instruction in this course will be delivered at the beginner level of wheel throwing and will include demonstrations on cylinders, bowls, plates, glaze techniques and the firing process. The development of your own personal style and the encouragement of artistic license will prevail. One bisque and one glaze fire will be accomplished during the course. Should you be inspired and enthusiastic upon completion of this course, you would be capable of taking Pottery II. Additional clay will be available for purchase from the school at the cost of \$20 per bag, which includes glazing and firing. A beginner's toolkit may be purchased from the school at the cost of approximately \$20.

Soapstone Carving

COURSE CODE ARTS206 SECTION 41
INSTRUCTOR Elise Muller
DATES July 1 – 5, 2019
FEE \$393.39 (+ \$25 to \$75 material fee, depending on projects chosen, payable to instructor)

This course will provide a general introduction to carving soapstone. You will develop a working knowledge of the material, the tools, the safe handling issues and the methods used to complete a carving. Beginning with a study of the properties of the stone, you will produce a simple piece and progress to making a sculpture of your choice. The development of your own personal style will be encouraged. Alabaster, another soft stone, will also be available to try. The material cost for this course will depend on the size of the project or projects chosen and will be collected during the week.

Storytelling within the Expressive Arts^E

COURSE CODE ARTS1220 SECTION 41
INSTRUCTOR Fay Wilkinson
DATES July 1 – 5, 2019
FEE \$369.56 (+\$25 material fee payable to instructor)

To register for this course you must meet the admission requirements for the Expressive Arts Graduate Certificate Program. Details are available on page 10.

This course is an elective credit toward Fleming College's Expressive Arts Certificate. It is not an elective credit toward Fleming College's Visual and Creative Arts Diploma.

'A tale, however slight, illuminates truth.' Rumi

Storytelling is an ancient modality, used since the dawn of time, to communicate, heal and transform. Through demonstrations, exercises and games, the power of fairytales, myths and legends will be explored and integrated into expressive arts experiences. Investigate ways to engage people in telling their stories metaphorically. Practice amplifying the spoken word through, for example, visual art, movement, group telling, masks or puppets. Story selection and original story writing will also be explored.

Totem Carving

COURSE CODE ARTS354 SECTION 41
INSTRUCTOR Wayne Hill
DATES July 1 – 5, 2019
FEE \$393.39 (+ \$60 material fee for pole or \$30 material fee for mask blank, payable to instructor)

Design and carve a 4' West Coast totem pole or an individual mask. Working hands-on and side-by-side with other carvers you will learn the traditional processes that produce the best results. A short lesson on history and traditions will provide a better understanding of totems and the social implications of this medium.



Stagecraft – Creating a Scene

COURSE CODE ARTS2473 SECTION 41
INSTRUCTOR Leslie Furness
DATES July 1 – 5, 2019
FEE \$393.39

The "magic" of theatre is a result of the collaboration of artists and creatives who work together to develop the setting, environment, and atmosphere on stage. Scenery and props look so real that they can transport you to new worlds and faraway places. You and your team will develop the skills needed to create three-dimensional scenery and theatrical masks for use on stage.

We're thrilled to collaborate with Highlands Opera Studio on this course. Scenery and props created will be in the operatic production of *Ariadne Auf Naxos* at the Northern Lights Performing Arts Pavilion in Haliburton on August 22, 24, 25 & 26. Should you be able to attend, when the curtain opens, you will be able to sit back in your seat and enjoy the show knowing that you played a very important role in creating the illusion of the world on stage.

HIGHLANDS
OPERA
STUDIO

Ariadne Auf Naxos

What happens when a light-hearted circus group and a serious opera company are unexpectedly thrust into a situation where they have to perform exactly at the same time?...! Join us for R. Strauss' hilarious sitcom of an opera, presented in German and English, with English surtitles. Celebrity guest performer, in the role of the 'Major Domo' (Master of Ceremonies) TBA. Pre-performance chat before every performance.

www.highlandsoperastudio.com
BOX OFFICE 1-855-455-5533



Ukulele for Beginners

COURSE CODE ARTS2190 SECTION 41
 INSTRUCTOR Brenna MacCrimmon
 DATES July 1 – 5, 2019
 FEE \$393.39 (+ \$45 material fee payable to instructor)

Whether you have never played the ukulele or have some experience playing but want to develop your musicianship, learn the basic note names and how to recognize them on a music staff, practice plucking a simple melody, and develop your listening skills while playing on your own and in a group. You will also learn how to play basic ukulele chords, and explore some simple accompaniment techniques. Read and play a C major scale, play melodies in the key of C, practice a variety of accompaniment techniques and chord formations, and gain a repertoire of songs. Instruction will work in C6 tuning, using the *Ukulele in the Classroom* series by James Hill and Chalmers Doane, as well as supplemental material provided by the instructor. A ukulele strung with a low G string is recommended. You are required to bring your soprano, concert, or tenor ukulele. Baritone ukuleles cannot be accommodated.

Ukulele Intermediate

COURSE CODE ARTS2191 SECTION 41
 INSTRUCTOR Eve Goldberg
 DATES July 1 – 5, 2019
 FEE \$393.39 (+ \$45 material fee payable to instructor)

This course is not suitable for beginners. Completion of the introductory course is suggested. Knowledge of basic ukulele chords, familiarity with the C major scale, and some experience reading standard music notation for the ukulele is required.

Extending beyond beginner level skill, this course focuses on playing in an ensemble. Explore the keys of C and F, develop music reading skills, and learn to play in a group. Instruction will work with arrangements that are geared to a variety of beyond-beginner skill levels to accommodate a range of experiences and interests. Expand your vocabulary of chords and strumming patterns, improve melody and harmony playing, and play effectively in a musical ensemble. Instruction will work in C6 tuning, using the *Ukulele in the Classroom* series by James Hill and Chalmers Doane, as well as supplemental material provided by the instructor. A ukulele strung with a low G string is recommended. You are required to bring your soprano, concert, or tenor ukulele. Baritone ukuleles cannot be accommodated.



There wasn't a high enough check box to evaluate how great Eve (Goldberg) was! Loved this woman, incredible instructor! This class opened up an entire new world of instrumental music for me and I'm so inspired by this new skill! Thank you for this gift!"

Watercolour Painting – Advanced

COURSE CODE ARTS248 SECTION 42
 INSTRUCTOR Art Cunanan
 DATES July 1 – 5, 2019
 FEE \$393.39

This course is not suitable for beginners. It is imperative that participants have had at least three previous watercolour courses prior to participating.

At an advanced level of interaction, you will explore traditional and experimental techniques in watercolour painting. Instruction will be provided on composition and design, and the course is geared to sharpen skills and enhance personal interpretation. Learn how to make a contour painting, how to layer washes until they get the right value and how to use local and colour values to make strong statements. Sessions on compositions will include directing the eye with edges, placing darks and other colours, and advice on handling patterns and loosening painting style. Learn by demonstration and critique and benefit from individual attention. While this is not a plein air course, there may be an opportunity to enjoy some on-location painting, weather permitting. Painting outdoors will be a majority decision. Only when there is enough consensus will there be an outdoor painting session.

Write that Story

COURSE CODE ARTS2455 SECTION 41
 INSTRUCTOR Ken Murray
 DATES July 1 – 5, 2019
 FEE \$393.39

You have a story you want to write and you need to get started OR you have been writing a story that you need to finish and revise to its very best. Blending lessons, workshops, writing exercises, studio time, and one-on-one consultation with the instructor, this course is designed to develop the skills of both the budding writer and the writer-in-progress. If you plan to begin a new work, arrive with pen and paper (and laptop, if available). If you wish to complete a work-in-progress, you will send the working draft to the instructor one week in advance of course start. This draft should be in the range of 5-15 pages, double-spaced, and can be either a complete piece or an excerpt from a larger work. Contact information is available on the material list or contact the school at askus@hsad.ca. In class, you will develop and explore. What does your reader see, hear, and know by your story? What resonates after the story is over? Learn how to listen to your work, and by this gain more authority over it.

Youth/Teen Animation

COURSE CODE ARTS1826 SECTION 41
 INSTRUCTOR Tammy Rea
 DATES July 1 – 5, 2019
 FEE \$287.98 (+ \$20 material fee payable to instructor)

This course is open to youth and teens from 10 to 18 years of age.

Explore the amazing world of animation. Use clay, paper, people, sand, and more to create characters and simple stories. Stop-motion animation will also be created. Easy, step-by-step instruction will be provided, and creativity encouraged. You will work individually and in small groups. When the course is finished, your clay character and a USB stick with the movies will go home with you. Some of the best animation in the world, and other kids' productions will be shown during the week, and the course will finish up with a short film festival of your work!

SATURDAY, JULY 6, 2019

Drawing Basics Workshop

COURSE CODE ARTS2280 SECTION 41
INSTRUCTOR Helen McCusker
DATES July 6, 2019
FEE \$122.22 (+ \$10 material fee payable to instructor)

Suitable whether you are an absolute beginner or would like a refresher, instruction will provide the visual tools needed to get started on the road to good drawing practices. Through tried-and-true exercises for drawing proficiency, learn to master drawing techniques, explore a variety of media, and find new ways of seeing and thinking about drawing in an inclusive and intensive environment. Work with expressive line, blind drawing, tonal values and learn to use visual tools such as sighting for proportion and angle. Instruction will include demonstrations and examples of all techniques and exercises, as well as positive feedback in a supportive environment.

Dynamic Gesture Drawings – The Anatomy of Movement Workshop


COURSE CODE ARTS2391 SECTION 41
INSTRUCTOR Stephen Tulk
DATES July 6, 2019
FEE \$122.22

The gesture is the starting point of a figure drawing. How you interpret the gesture sets up what you can do with the rest of your drawing. Referencing a life model, this workshop will examine essential anatomy and important surface landmarks on the figure, developing greater awareness of what makes a gesture more dramatic.

Glassblowing – Introductory Workshop

COURSE CODE ARTS466 SECTION 41
INSTRUCTOR John Raynard
DATES July 6, 2019
FEE \$228.21 includes materials

Discover the excitement of hot glasswork and create fascinating paperweights using traditional tools and techniques dating back 2000 years. These methods are still used today by the world's leading vessel makers and glass sculptors. Glass is first melted in a furnace to 2100 degrees Fahrenheit upon which time you will then learn how to gather the molten material on the end of a steel blowpipe to form it into a one-of-a-kind paperweight. Safe practices will be continually emphasized throughout the workshop. This is an excellent introduction to the intrigue of hot glass work.



Jewellery – Silver Ring Workshop

COURSE CODE ARTS2170 SECTION 41
INSTRUCTOR Susan Watson Ellis
DATES July 6, 2019
FEE \$122.22 (+ \$30 material fee payable to instructor)

Learn to form, solder, and finish a sterling silver band ring which may then be decorated or textured using files, burrs and/or stamps to create a truly unique piece.

Painting – Mixed Media Layers Workshop

COURSE CODE ARTS2026 SECTION 41
INSTRUCTOR Holly Dean
DATES July 6, 2019
FEE \$122.22 (+ \$25 kit fee payable to instructor)

Trust your intuition and discover your style as you create a rich, complex piece of art in an encouraging environment. Work on canvas or board with acrylic paints and mediums, collage, stamps and stencils. Instruction will guide you with demonstrations, discussions and individual attention. Curious beginners to experienced artists are welcome to join in this creative experience. You will gain new techniques and ideas, a gorgeous layered mixed media painting, and the inspiration to make many more.

Quilted Rug Workshop

COURSE CODE ARTS2342 SECTION 41
INSTRUCTOR Albert Cote
DATES July 6, 2019
FEE \$122.22 (+ \$15 material fee payable to instructor)

Create a beautiful, one-of-a-kind quilted rug in this very innovative workshop. Using at least three and up to five fabrics, construct a piece onto which you will 'doodle' a design that will be stitched through all layers. You will then cut through to the desired colours underneath and begin to see your rug pattern and colours appear. Once all the cutting is complete, the inside of the cut design will be echo quilted.

Singing Harmony by Ear Workshop

COURSE CODE ARTS2349 SECTION 41
INSTRUCTOR Jane Lewis
DATES July 6, 2019
FEE \$122.22 (+ \$5 material fee payable to instructor)

Sing harmony on the fly! Learn to listen for harmonies and find parts on your own within a group. Working through exercises and songs will provide a road map to help you find your harmonic way. Instruction is designed for beginners – being able to sing the scale (do-re-mi-fa-sol-la-ti-do) is the only requirement. As you'll be working by ear, you do not need to know how to read music.

Stained Glass Workshop

COURSE CODE ARTS578 SECTION 41
INSTRUCTOR Lisa Moss
DATES July 6, 2019
FEE \$122.22 (+ \$65 material fee payable to instructor)

Project: Small lampshade

Instruction will concentrate on the foil method of stained glass, addressing safety, glass cutting, design considerations, and construction. No previous experience is necessary to enjoy this workshop. Students with some stained glass experience will be encouraged to design their own pattern.

JULY 8 TO 12, 2019

Abstraction – Art of Being You

COURSE CODE ARTS2431 SECTION 41
INSTRUCTOR Yves Ameline
DATES July 8 – 12, 2019
FEE \$393.39 (+ \$30 material fee payable to instructor)

Explore the meaning of abstraction and the various approaches used by those bold artists who dared free themselves from the tyranny of reality. Experiment with the methods that most appeal to you and discover or refine those best suited to your personality. Try your hand at inventing new ones. Expect to be challenged to venture outside your comfort zone, under the personal guidance of an experienced artist; but most of all, expect to have fun! Gain greater ability and confidence to express originality through your paintings. Instruction will be of value to all artists, regardless of experience, but will have particular appeal to those with some painting experience, eager to develop a more individual style or venture into brand new territory.

Acrylics & Mixed Media – Introductory

COURSE CODE ARTS1175 SECTION 41
INSTRUCTOR Annette Blady Van Mil
DATES July 8 – 12, 2019
FEE \$393.39

Learn techniques using acrylic paints and products that will begin an exciting journey of discovery. You will be encouraged to work in a variety of formats, using traditional painting materials and fluid acrylics, as well as heavy body paints with collage. While technique will remain an important aspect, emphasis will be placed on experimentation, building a personal style and colour sense, choosing subject matter, and open discussions about the work produced.

This course will run simultaneously with Acrylics & Mixed Media – Intermediate. Please clearly indicate which course you are registering for.

Acrylics & Mixed Media – Intermediate

COURSE CODE ARTS712 SECTION 41
INSTRUCTOR Annette Blady Van Mil
DATES July 8 – 12, 2019
FEE \$393.39

This course is not suitable for beginners. Instruction is designed for those who have some previous experience with acrylic painting.

In this course you will be encouraged to work in larger formats, using traditional painting materials and fluid acrylics, as well as heavy body paints with collage. While technique will remain an important aspect, emphasis will be placed on experimentation, building a personal style and colour sense, choosing subject matter, and open in-class discussions about the work produced.

This course will run simultaneously with Acrylics & Mixed Media – Introductory. Please clearly indicate which course you are registering for.



Provided a good variety of courses to interest me and my family.

~LISA ROSE



Calligraphy

COURSE CODE ARTS42 SECTION 41
INSTRUCTOR Judith Bainbridge
DATES July 8 – 12, 2019
FEE \$393.39 (+ \$25 material fee payable to instructor)

The 26 letters you have been familiar with most of your life can be as beautiful as any other subject of art. Deeply rooted in history as utilitarian, calligraphy is a very artful practice in this age of digital communication. Explore an italic style of writing, governing each letter with a particular pen, pressure, and rhythm. Invitations, gifts, cards, and writings will become much more personal and meaningful with the application of newfound skills.

Collage & Acrylic Explorations

COURSE CODE ARTS1004 SECTION 41
INSTRUCTOR Rose Pearson
DATES July 8 – 12, 2019
FEE \$393.39 (+ \$40 material fee payable to instructor)

Instruction is best suited to students with some painting experience, but beginners can be accommodated. In this exciting process-oriented course you will learn to combine collage materials and acrylic paint as a means of personal visual expression and distinct vocabulary. With a creative spirit, you will be encouraged to explore and experiment with new techniques using oriental and tissue papers, magazines, photographs, found objects, fabric, fibres, acrylic paint and anything else that you would like to adhere to your support surface. Make your own stamp and stencil and learn how to make polymer transfers. Composition and design principles will be addressed. Personal creative expression and uniqueness will be encouraged as you benefit from individual attention as well as group dialogue.

Creativity – Expanding the Right Brain

COURSE CODE ARTS2433 SECTION 41
INSTRUCTOR Paula Letki
DATES July 8 – 12, 2019
FEE \$393.39 (+ \$60 material fee payable to instructor)

Plumb the depths of your creative potential by accessing and flexing the right hemisphere of your brain. Bring a sense of adventure, piqued curiosity, and your life experience to this exciting exploration of creative possibilities. The more creative you will be revealed through a wide range of innovative questioning and hands-on exercises.

Felting – Traditional & Contemporary Wet Techniques

COURSE CODE ARTS2209

SECTION 41

INSTRUCTOR Susan MacDonald

DATES July 8 – 12, 2019

FEE \$393.39 (+ \$15 base material fee payable to instructor. Additional material costs will depend upon projects chosen.)

From artful, felted fashion accessories to home décor accents, felting provides a range of creative options. Learn Nuno and traditional wet felting techniques, ancient crafts that are fashionably contemporary and versatile. The addition of texture and colour will be explored as your creativity is encouraged. Project ideas include scarf, tube/ring scarf, shawl, table runner, bed end, and more. Fabrics created could also be used for garments such as vests, dresses, and jackets.

Fibre Art Techniques

COURSE CODE ARTS2210

SECTION 41

INSTRUCTOR Jan Anderson

DATES July 8 – 12, 2019

FEE \$393.39 (+ \$40 material fee payable to instructor)

Learn fibre art techniques such as painting, dying, stamping, free motion quilting, thread sketching, thread painting, and hand embellishments as you design, create, experiment and play in a supportive environment. Skills learned will be applied to the creation of a large wall hanging that depicts your passion and story. You will be required to bring a familiar and reliable sewing machine in good working order. It is imperative also to bring a free motion sewing foot and be able to drop the feed dogs.

Glassblowing

COURSE CODE ARTS101

SECTION 42

INSTRUCTOR Sheila Mahut

DATES July 8 – 12, 2019

FEE \$604.55 includes glass

Discover the art of glassblowing using traditional techniques that date back 2000 years. Glass is first melted in a furnace at 2100 degrees Fahrenheit, at which time you learn how to gather the molten material on the end of a steel blowpipe to form it into vases, bowls, paperweights, goblets and sculpture. You will also have an opportunity to participate in discussions on equipment, safety, history and current trends in glass. Colour will be available for purchase in the Bookstore.

This course will run simultaneously with Glassblowing II. Please clearly indicate which course you are registering for.

Glassblowing II

COURSE CODE ARTS103

SECTION 42

INSTRUCTOR Sheila Mahut

DATES July 8 – 12, 2019

FEE \$604.55 includes glass

This course is not suitable for beginners. Instruction will focus on advanced hot forming and decorating techniques.

Learn techniques for vessel making, including vases, bowls, goblets and stemware, as well as solid sculpture and hot bit work. There will be demonstrations of advanced colouring techniques and studio production methods. With an emphasis on design, you will set up personal project goals. You will have an opportunity to participate in discussions about modern studio design and equipment construction, as well as glass as a contemporary art form. Colour will be available for purchase in the Bookstore.

This course will run simultaneously with Glassblowing. Please clearly indicate which course you are registering for.



Harp – Beginner

COURSE CODE ARTS1844

SECTION 41

INSTRUCTOR Maureen McKay

DATES July 8 – 12, 2019

FEE \$393.39 (+ \$5 material fee payable to instructor)

No previous musical experience is required.

Enjoy a comprehensive introduction to this beautiful instrument as you learn the fundamental techniques for playing the harp in a relaxed, supportive and inspiring environment. In addition to individual and group instruction, you will gain an appreciation of the rich history of harp playing. Discussion will address different types of harps and what to look for if interested in buying or renting a harp, as well as basic tuning and maintenance of the instrument. Instruction will include opportunities to begin to experience ensemble playing, an introduction to arranging music for the harp, the fun of improvisation and composition at the harp, and guidance with accompanying other instruments. If you own a harp you are encouraged to bring it – harps will be properly and securely stored. There will be harps available for rent at \$40 for the week.

Japanese Brush Painting I

COURSE CODE ARTS114

SECTION 41

INSTRUCTOR Cassandra Wyszkowski

DATES July 8 – 12, 2019

FEE \$393.39 (+ approx. \$45 material fee payable to instructor)

Suitable for the beginner or seasoned painter, this course will introduce you to the joyful discipline of Japanese painting (known as Sumi-e), a beautiful water-based medium. Emphasis will be on various brush techniques, light and shade to achieve depth, brush control that develops spontaneous expression, and effective simplicity in composition skills. You will paint a variety of subjects and receive a reference copy of each lesson, ten in all. This is a very intensive course providing a firm foundation for any future painting medium or artistic pursuit. Discover and learn the four paragons – Bamboo, Japanese Orchid, Chrysanthemum and Plum Tree. Oriental philosophy as related to painting will add an interesting flavour. Many other subjects are pursued to keep creativity flowing. Japanese poetry 'Haiku' which is the 'kissing cousin' of Sumi-e, along with beautiful, flowing music, will underpin the learning process by adding a delightful, peaceful atmosphere. Instruction is also suitable for potters and fabric painters who wish to beautify their work with expressive brush strokes.

Jewellery

COURSE CODE ARTS117

SECTION 41

INSTRUCTOR Michael Letki

DATES July 8 – 12, 2019

FEE \$393.39 (+ \$50 material fee payable to instructor)

Fabulous jewellery can be made using simple techniques. As a beginner, you will be introduced to these methods and encouraged to use them creatively while working in sterling silver and other materials. If you are working at a more experienced level, you will have an opportunity to explore new ideas – particularly on surface treatments, as well as practice your skills and work on your own projects with the guidance of the instructor. The work of current jewellery artists will be referenced and an information session dealing with supplies, sources and pricing will be held. You are welcome to bring your own materials and tools, but supplies will also be available from the instructor.

Kids' Craftabulous!

COURSE CODE ARTS1744

INSTRUCTOR Elise Muller

DATES July 8 – 12, 2019

FEE \$118.95 (+ \$25 material fee payable to instructor)

AGE GROUPS SECTION 41: 1 – 4:30pm, 4 (as of Jan. 1) to 8 years old

SECTION 42: 9am – noon, 8 to 10 years old

Create one-of-a-kind pieces with an assortment of multi-media techniques that include: paper maché, printmaking, polymer clay and image transfer. You'll make pendants, magnets, buttons and puppets, plus an assortment of other creations to put into your treasure box.

Kids' Metal Jewellery Arts

COURSE CODE ARTS397

INSTRUCTOR Susan Watson Ellis

DATES July 8 – 12, 2019

FEE \$118.95 (+ \$30 material fee payable to instructor)

AGE GROUPS SECTION 41: 9am – noon, 4 (as of Jan. 1) to 8 years old

SECTION 42: 1 – 4:30pm, 8 to 10 years old

Unique jewellery creations made by YOU! Learn to form and decorate copper, aluminum, nickel silver and bronze. Then add a little fun and a few personal touches with beads and marbles. You'll make custom tags for your pets, pendants for yourself, I.D. bracelets and key rings. Decorate your projects using hand-stamping and hammering techniques and also learn to shape wire into chains, rings and pins.

Landscape Painting – Working the Land

COURSE CODE ARTS1540

SECTION 41

INSTRUCTOR Rod Prouse

DATES July 8 – 12, 2019

FEE \$393.39 (+ \$30 material fee payable to instructor)

This course is not suitable for beginners.

This course is designed to assist you to move beyond the literal and develop a personal voice in painting the land. Explore ways to interpret landscape, distil the painting possibilities in a scene, and apply relevant principles of design and technique to the work. Analyze observed landscape and reconstruct it in paint with a mind to developing a unique style. Using an analytical as well as a direct painterly response, one can refresh and personalize the landscape painting experience. Please note that this is not necessarily a plein air course or an exercise in studio abstraction, rather a selection of painting strategies with a goal of helping you develop. With this in mind, to be productive and versatile, work will be done in acrylics.



Bringing people of all ages together to learn and interact.

~ CONNIE SELORS

Millinery – The Art of Hat Making

COURSE CODE ARTS516

SECTION 41

INSTRUCTOR Karyn Gingras

DATES July 8 – 12, 2019

FEE \$393.39 (+ \$50 to \$85 per hat material fee payable to instructor)

Basic cutting and sewing skills are required to participate in this course.

This course is an introduction to the basic millinery technique of hand blocking. You will enjoy the rare opportunity to make use of vintage wooden hat blocks, or moulds. These vintage wood moulds provide a fascinating visual history of different hat styles of the 20th century. Learn hand blocking techniques for both felt and straw materials, as well as assembly and embellishment practices to create a unique, one-of-a-kind hat. Retro or contemporary, classic, or funky, it's up to you. Please bring a reliable sewing machine that is in good working order.





My work is always about the materials. They are what inspire me to create mosaic: how they work together, either harmoniously or disparately.

– HEATHER VOLLANS

Mosaics for the Canadian Garden

COURSE CODE ARTS2434 SECTION 41
INSTRUCTOR Heather Vollans
DATES July 8 – 12, 2019
FEE \$393.39 (+ \$20 material fee payable to instructor)

The Canadian climate can present challenges for outdoor garden pieces. Concrete is an excellent solution, with great creative potential. Mosaic a pre-purchased concrete garden feature such as a birdbath, concrete bowl, concrete stepping stones, statue, or other pieces; or work on a stone slab. You will be required to bring your piece(s) with you. A concrete structure that has very little detailed carving, with large areas of smooth concrete is most suitable. Instruction will address suitable adhesives for outdoors, materials that will survive a Canadian winter, cutting techniques, adherence to concrete and stone, and how to grout and seal your work.

Musical Instrument Construction

COURSE CODE ARTS141 SECTION 41
INSTRUCTOR Philip Davis
DATES July 8 – 12, 2019
FEE \$393.39 (+ \$20 material fee payable to instructor)

This course will introduce the principles, materials and methods of stringed instrument construction. Through hands-on work, as well as lectures and demonstrations, you will progress through the first steps of construction of your own guitar or violin. Formal lectures will focus on acoustics, glues and gluing, grading and selection of materials, tools, tool maintenance, bending, forms and moulds. Time is limited, but progress can be made in mastering the skills to advance rough cut wood toward a good, working violin or guitar. By the end of the first course, you can expect to have the instrument sides bent and assembled on moulds as well as the backs and tops shaped to smooth outer archings. The course welcomes and challenges beginners to woodworking and enthusiastic musicians as well as experienced craftspeople. Violin and guitar materials are available for purchase from the instructor at the cost of approximately \$130 per instrument. Returning students continuing projects will be accommodated at their current level of project development.

Oil Painting – Introduction to Plein Air

COURSE CODE ARTS596 SECTION 41
INSTRUCTOR John Anderson
DATES July 8 – 12, 2019
FEE \$393.39 (+ \$10 material fee payable to instructor)

This course is designed to engage you in the fundamental aspects of painting with oils on location and will encourage the exploration of the idea of landscape painting as an artistic and creative endeavour. The language of paint will be developed through mark making, colour, form, texture and composition. All concepts and techniques discussed will be demonstrated and supported through step-by-step instructor guidance. Through the understanding of these principles and with individual instruction, you will develop confidence in your painting ability. This course is suitable whether you have limited painting and drawing experience or if you are a more experienced painter planning to expand your capabilities and further develop your skills. You are invited to work with oil paint in an environment that encourages individual freedom and expression. Weather permitting, the majority of class time will be held outdoors.

Paint Like the Group of Seven

COURSE CODE ARTS2188 SECTION 41
INSTRUCTOR Al Van Mil
DATES July 8 – 12, 2019
FEE \$393.39

Learn to paint like Tom Thomson and the Group of Seven. Discover and practice the unique techniques this group of artists employed as you gain a more expressive grasp of landscape painting. Instruction is suitable for beginners, those new to acrylics or oils, or the experienced artist wishing to advance skills. You will be interpreting your reference materials and, depending on the weather, working outside.

Painting – Discover Your Style

COURSE CODE ARTS2216 SECTION 41
INSTRUCTOR Sandee Ewasiuk
DATES July 8 – 12, 2019
FEE \$393.39

Instruction is designed to assist in the discovery of your unique style of painting. Discuss artists and their styles while practicing techniques using a variety of materials and methods. In this manner, you will be able to explore and identify your current personal painting style and consider how to refine and push it to new levels. Instruction is appropriate for all skill levels and choice of painting media.

Painting – Layered Mixed Media

COURSE CODE ARTS2212 SECTION 41
INSTRUCTOR Holly Dean
DATES July 8 – 12, 2019
FEE \$393.39 (+ \$40 kit fee payable to instructor)

Create three or more rich, complex pieces of art while exploring your style in an encouraging and nurturing atmosphere. Trust your intuition as you work on paper, canvas and board with acrylic paints and mediums, collage, stamps and stencils, oil pastels, ink, pencil, charcoal, writing, and more. Paint with brushes and unusual tools, make monoprints, drip, pour, sand, and rip. Learn to conceal and reveal collage elements, build subtle texture with acrylic mediums, explore the difference between fluid, soft body and heavy body acrylic paints, use stencils to build relief, add metallic paint for magical highlights, make transfers, create beautiful compositions using design principles, and discuss many other creative ideas. Instruction will include exercises to stimulate right brain response, demonstrations, discussions, individual attention, and friendly critiques. Curious beginners to experienced artists are welcome.

Pottery II

COURSE CODE ARTS179 SECTION 41
INSTRUCTOR Lisa Barry
DATES July 8 – 13, 2019 (6 days)
FEE \$496.73 includes 1 bag of clay

This course is not suitable for beginners. Pottery – Beginners or equivalent wheel work experience is required to participate. Instruction in this course is delivered at an intermediate level of skill.

Through the use of demonstrations, critiques and much time spent on the wheel, you will develop a better understanding of the form and function of clay. There will be demonstrations of throwing techniques including cylinders, bowls, plates, lidded pieces and vases. You will also experience glaze mixing, loading and firing kilns. There will be one bisque fire and one glaze fire accomplished during the course. Additional clay will be available for purchase from the school at the cost of \$20 per bag, which includes glazing and firing.

Quilting – Improvisational Abstract with Mixed Media

COURSE CODE ARTS2302

SECTION 41

INSTRUCTOR Albert Cote

DATES July 8 – 12, 2019

FEE \$393.39 (+ \$25 material fee payable to instructor)

This is an extremely creatively freeing course. Discover how shapes, angles, bold colours, straight lines, poems, movies, and even folklore will aid you in creating abstract quilts that stretch the imagination and tell a new story. Document your ideas in a journal for the creation of future quilts. The intent is that, upon completion of the course, you will have at least three finished quilts and enough tools to create many future improvisational abstract pieces. Fabric, paint, thread, crayons, folding techniques, thread techniques, and anything you can sew down with a needle or sewing machine will be explored. Learn to work as a group as well as on your own to brainstorm themes as a starting point to a new way of seeing things. Create abstract quilts that will invite conversation and wonder. You will be required to bring a familiar and reliable sewing machine in good working order.

Singing – Vocal Improvisation, Meditation & More

COURSE CODE ARTS2447

SECTION 41

INSTRUCTOR Jane Lewis

DATES July 8 – 12, 2019

FEE \$393.39 (+ \$5 material fee payable to instructor)

This course is not suitable for beginners. Please see description for detail.

Free yourself from the page and dive into the realm of vocal improvisation and finding 'music in the air'. Using various exercises in the tradition of Circle Singing (Bobby McFerrin) and the Vocal River (Rhiannon), work with the group to find the joy of singing spontaneously. Explore vocal meditation, songs, and skill-building exercises. You should be able to sing a scale and chord tones without accompaniment and feel fairly comfortable singing in front of others. (Or be willing to dig in and work on those things!) Most importantly, willing to try new things and support others in this group vocal adventure.



Jane Lewis is a wonderful teacher! You'll be singing songs (and her praises) from the first lesson!"

Stone Carving – Advanced Studio Practice

COURSE CODE ARTS1806

SECTION 41

INSTRUCTOR John McKinnon

DATES July 8 – 12, 2019

FEE \$393.39

This course is not suitable for beginners

This course is an excellent opportunity to challenge, explore, and expand upon your sculpting skills and personal art practice. The learning environment is an independent open studio format with individual guidance and instruction. You will be encouraged to consider the more philosophical aspects of expression in stone, and your relationship with this idea. Emphasis will be placed on aesthetics, composition, and development of style. Preference of material for this course is marble. You are invited to bring works in process and/or stone can be arranged through the instructor. Please refer to the material list for details.



Travel Writing & Photography

COURSE CODE ARTS1687

SECTION 41

INSTRUCTOR Kate Pocock & Rob Stimpson

DATES July 8 – 12, 2019

FEE \$393.39 (+ \$15 material fee payable to instructor)

A good knowledge of your camera and its manual is required. Beginner writers are welcome.

Words and images combine to create effective travel stories, blogs, press releases, scrapbooks, photo portfolios, slideshows and more. Instruction will lead you through the process of crafting a story illustrated with photos; so vital in this digital age. Your efforts will culminate in a finished illustrated article, ready to present to an editor, art director, work colleagues, family or friends. Investigate different kinds of travel writing – essays, personal stories, service pieces, 'round-up' articles, and more. Through presentations, discussion, readings and hands-on exercises, learn how to recognize a saleable story idea, the subtle differences between newspaper, magazine and online publishing, interview tips, the do's and don'ts of travel writing, and how photography can enhance your stories (and possible income). Using simple techniques, discover how to take effective portraits of people, images of places, and highlight individual details that will make a travel story come alive. It's these images that will initially compel the viewer to read the story. This course is suited to anyone with a love of travel who would like to inspire others with their words and images: writers, bloggers, communications people working in the travel industry, travel agents, teachers, or anyone who wants to learn more about publishing stories and photos.

Travelling with a Sketchbook

COURSE CODE ARTS2164

SECTION 41

INSTRUCTOR Nancy Newman

DATES July 8 – 12, 2019

FEE \$393.39 (+ \$10 material fee payable to instructor)

Some watercolour experience is preferable.

Whether you travel near home or farther afield, travelling with a sketchbook makes the experience more memorable and enjoyable. Discover easy, enjoyable and successful approaches to painting and sketching on location. Use a variety of tools, water media and techniques to capture the essence of the landscape. Many practical ideas for travelling with a sketchbook will be shared. New techniques will be introduced in the classroom, followed by some time en plein air applying new skills and approaches. Gain the courage required to paint on location the next time you travel, even if the trip is just to your dock at the cottage.



Ukulele Orchestra for Beginners & Baritone

COURSE CODE ARTS2445 SECTION 41
 INSTRUCTOR Brenna MacCrimmon
 DATES July 8 – 12, 2019
 FEE \$393.39 (+ \$20 material fee payable to instructor)

This course is not suitable for absolute beginner players. Minimum requirements: You'll need to know how to tune your instrument and play a dozen basic ukulele chords. Being able to read music is an asset but not essential.

Develop your ukulele skills in an ensemble setting. Together with the companion "Intermediate/Advanced" course, explore a wide variety of music with arrangements that feature easier and harder parts to accommodate a wide range of experience. Whether you have had some previous experience playing in a ukulele ensemble, or you are entirely new to the concept, there will be a part for you. Spend part of each day in your class learning your parts and refining details, and part of each day working with the companion class as a full ensemble. You will be using written scores as well as learning some songs by ear. You will be playing simple melodic lines, harmony parts and strumming or plucking some parts. Singing is encouraged but not required. You are required to bring a ukulele in good working order. Arrangements are for ukuleles in C tuning and baritone ukuleles in G tuning.

Ukulele Orchestra – Intermediate/Advanced

COURSE CODE ARTS2443 SECTION 41
 INSTRUCTOR Eve Goldberg
 DATES July 8 – 12, 2019
 FEE \$393.39 (+ \$20 material fee payable to instructor)

This course is not suitable for beginners. Minimum requirements: intermediate and advanced players should have completed Ukulele Intermediate (previously called Ukulele Ensemble I) or a similar class and be able to read and play from written scores in the keys of C and F. You will be playing melodic lines and harmony parts at an intermediate to advanced level with some strumming, fingerpicking and singing.

Develop your ukulele skills in an ensemble setting. Together with the companion "Beginner and Baritone" course, explore a wide variety of music with arrangements that feature easier and harder parts to accommodate a wide range of experience. Spend part of each day in your class learning parts and refining details, and part of each day working with the companion class as a full ensemble. You will be using written scores as well as learning some songs by ear. The goal is to prepare and perform an end-of-week concert for the enjoyment of the summer school community. You are required to bring a tenor, concert or soprano ukulele in good working order. Baritones may enrol in the companion "Beginner and Baritone" course. Arrangements are for ukuleles in C tuning. A ukulele strung with a low "G" string is required. Low "G" strings will be available for purchase.

Weaving – Basic Level I

COURSE CODE ARTS261 SECTION 41
 INSTRUCTOR Laurie Allan-Ungeitis
 DATES July 8 – 12, 2019
 FEE \$393.39 (+ \$45 material fee payable to instructor)

This course introduces you to the four harness floor loom, developing basic set-up and weaving skills. Instruction is suitable for the beginner weaver or novice weavers who want to focus on good basic weaving skills. You will be guided step by step through warping, setting up a loom, and weaving, with the opportunity to play with colour and design along the way. Instruction will address individual skill levels, giving suggestions for fine-tuning technique and efficiency as your skills develop. The goal is to set up and weave two different projects during the course. Materials will be provided by the instructor for purchase, although you may bring 4/8 and mop cotton as well as a variety of fabrics, socks, t-shirts, and other recyclables if you wish. Good record keeping for weaving projects and pattern reading will also be covered. A 4-harness loom will be available for your use.

Writers' Creative Process & Journey

COURSE CODE ARTS2451 SECTION 41
 INSTRUCTOR Ibi Kaslik
 DATES July 8 – 12, 2019
 FEE \$393.39 (+ \$25 material fee payable to instructor)

Writing really is a process and a journey. This course will explore the process involved in writing prose, poetry and non-fiction. Instruction will focus on the initial inspiration and will trace the development and evolution of a project to its final end. Various methods, philosophies and approaches to writing will be addressed.

Youth/Teen Photoshop

COURSE CODE ARTS2465 SECTION 41
 INSTRUCTOR Michael Bainbridge
 DATES July 8 – 12, 2019
 FEE \$287.98 (+ \$5 material fee payable to instructor)

Social media filters and automatic effects are great for a quick post when you're out-and-about, but getting to know how it's done in Photoshop can unlock a whole new level of creative freedom. Learn the basics of Photoshop workflow, importing and combining media from various sources, adding text and graphic elements, photographic enhancements, and artistic effects.

SATURDAY, JULY 13, 2019

Button Books & More Workshop

COURSE CODE ARTS2478 SECTION 41
INSTRUCTOR Fay Wilkinson
DATES July 13, 2019
FEE \$122.22 (+ \$15 material fee payable to instructor)

Buttons as book covers! Explore how to use buttons as covers for mini books and create simple one-page books that need no stitching or binding. Play with paint, pastels, markers, print-making, hot pigmented wax, and more. These books are perfect for capturing wise words, memories, stories or poetry. Absolutely no previous art-making experience is necessary.

Decorated Initials – Illumination Workshop

COURSE CODE ARTS1329 SECTION 41
INSTRUCTOR Judith Bainbridge
DATES July 13, 2019
FEE \$122.22 (+ \$20 material fee payable to instructor)

Learn to paint with gouache (opaque watercolour) to decorate two initial letters in two of the major traditional Mediaeval styles of illumination; diapered, and open-vine with flowers. Instruction will address basic colour mixing and modelling (highlighting and shading), and how to handle a small brush. Traditional mediaeval materials such as gum Arabic and gum sandarac will be utilized to improve the coverage of the paint. Your work will be lightfast and acid-free and can be framed, used for cards, or combined with your calligraphy or other artwork. Synthetic gold will be utilized in this workshop. Beginners are welcome and advanced artists will learn new techniques.



Letters can be as valid an art form as still life, portrait or landscape and can be enjoyed in any medium.

– JUDITH BAINBRIDGE

Herbal Soaps, Salts & Soothing Salves Workshop

COURSE CODE ARTS2277 SECTION 41
INSTRUCTOR Linda Lee Purvis
DATES July 13, 2019
FEE \$122.22 (+ \$65 material fee payable to instructor)

With increasing concern for chemical build-up within our bodies, natural options gain appeal. Acquire numerous techniques, recipes, and details to make a variety of body care products that feature the virtues of nature, including herbs, essential oils, fruit oils, beeswax, and other pantry items that can produce gentle, effective, and pleasing alternatives to commercially prepared consumables. Learn cold-process soap-making from scratch and experiment with a simple meltable soap base to customize a personalized outcome. A discussion on essential oils, safety, and key characteristics of many oils will preface their use. Recipes for making petroleum-free lip balms and healing herbal salves for soothing skin complaints will provide insight into how infused vegetable/fruit and carrier oils can nourish and soothe skin, ease tense muscles, and aid symptoms of colds and flu. Additionally, you will gain an understanding of the benefits of various salts and how they can be used beneficially for bath and body applications. Although the cold-process soap making will be done in demonstration format, some pre-measured components will be provided to easily replicate the demo done in class. Hands-on projects include customized soap bars, lip balms, herbal infused salves, bath salts, bath bombs, foot nuggets, and exfoliating body scrubs.

Knitting with Copper Wire Workshop

COURSE CODE ARTS2463 SECTION 41
INSTRUCTOR Sayward Johnson
DATES July 13, 2019
FEE \$122.22 (+ \$12 material fee payable to instructor)

Break with tradition and learn the basics of knitting with copper wire to create small sculptural and/or flat pieces. Experiment with the basics of hammering and shaping and learn how to create blue-green patinas. Patterns will be provided.






Photo: Michael Bainbridge

Local Gemstones Workshop

COURSE CODE ARTS2289 SECTION 41
INSTRUCTOR Michael Bainbridge
DATES July 13, 2019
FEE \$122.22

Colourful gemstones don't only come from far-away places. Many types of beautiful stones for use in jewellery, carving, and other decorative items can be found close to home. Discover the special geological environment that underlies the Haliburton Highlands and surrounding area, and many of the desirable gemstones that can be found here. You will be shown some of the common tools and techniques used for working local stone, given instruction on where to look, and provided with resources to find out more about collecting, purchasing, and using local stone for your artistic purposes. Instruction will consist of a half-day in the classroom, followed by a half-day 'in the field' at a gemstone collecting site (weather permitting). Please come prepared for a short hike in the woods.



...an intensely creative cross-pollinating environment.

~ SARA PETROFF

Printmaking – Woodcut Workshop

COURSE CODE ARTS2181 SECTION 41
INSTRUCTOR Marta Scythes
DATES July 13, 2019
FEE \$122.22 (+ \$10 material fee payable to instructor)

Learn the processes of carving an image into a wood plate, inking the surface, and hand printing multiple copies of your image. Sample coloured papers will be supplied to enrich the colour element in your prints. Subject choice and exploring personal style will be encouraged. This introductory relief printmaking workshop is open to all skill levels.

Silversmithing Workshop

COURSE CODE ARTS2343 SECTION 41
INSTRUCTOR Todd Jeffrey Ellis
DATES July 13, 2019
FEE \$122.22 (+ \$40 material fee payable to instructor)

Learn the basic skills of the traditional silversmith through the use of various hammering techniques. Create a small shallow bowl or simple candlestick from a sheet copper. All material and tools required will be supplied by the instructor.

JULY 15 TO 19, 2019

Acrylic Abstraction & Expressionism I

COURSE CODE ARTS1876 SECTION 41
INSTRUCTOR Gwen Tooth
DATES July 15 – 19, 2019
FEE \$393.39

Experience various approaches to abstraction as you discover and develop your artistic signature. Learn the guidelines for colour use, concept, composition and design as you stretch the boundaries of your imagination. Learn to trust your creative instincts – be adventurous with hands and tools, sometimes leaving your brushes behind. Push the boundaries of your materials as well as your art. With guidance and support, you'll be encouraged to experiment fearlessly and work on your own body of work with the mentoring required for your personal artistic development. Experiment and play your way to beautiful, original and expressive abstract paintings.

This course will run simultaneously with Acrylic Abstraction & Expressionism II. Please clearly indicate the level you are registering for.

Acrylic Abstraction & Expressionism II

COURSE CODE ARTS2072 SECTION 41
INSTRUCTOR Gwen Tooth
DATES July 15 – 19, 2019
FEE \$393.39

This course is not suitable for beginners. Acrylic Abstraction & Expressionism I is highly recommended. Alternatively, instructor consultation and approval is required.

An initial review of the concepts of abstraction will be followed by daily short demonstrations and related discussion. Instruction will emphasize working large (36 inches by 36 inches minimum and up to 4 feet by 5 feet), which will involve working against a wall or on the floor. The goal is the development of a consistent and solid body of work in an abstract expressive and intuitive manner. Discussions will also include all aspects of applying for and preparing for a group or solo exhibition. Only acrylics will be used in this course.

This course will run simultaneously with Acrylic Abstraction & Expressionism I. Please clearly indicate the level you are registering for.

Acrylics, Mixed Media & Collage

COURSE CODE ARTS2393 SECTION 41
INSTRUCTOR Melanie Matthews
DATES July 15 – 19, 2019
FEE \$393.39 (+ \$30 material fee payable to instructor)

Explore the dynamic potential of acrylic media and its application in the context of exciting contemporary art practices. This includes a thoughtful examination of the history of collage and the use of diverse materials in the execution of mixed media works. Deconstruct ideas surrounding the content and context of collage and mixed media, referencing artists whose work best exemplifies the topic. You will be encouraged to explore a diverse and stimulating new topic each day. Beginning with and reaching beyond fundamentals such as colour mixing, paint application, layering imagery, and integrating dynamic texture, efforts will culminate to produce a rich and profound experience as well as works of art. Discussion and interaction are welcomed and encouraged. All students are asked to contribute to an atmosphere of joyful collaboration. You will enjoy a supportive, nurturing and productive working environment.



Gwen (Tooth) passionately explores the rapidly changing art world. Her students become part of her cultural family mosaic.

Anatomical & Life Drawing

COURSE CODE ARTS6 SECTION 41
INSTRUCTOR Stephen Tulk
DATES July 15 – 19, 2019
FEE \$393.39

This course is suitable for all skill levels, but some prior experience drawing the life model is recommended.

"The eye sees what the mind comprehends."

Understand how to build your drawing, based on both skeletal and muscle structure, through this exploration of the anatomy of the human figure. Building on traditional drawing techniques such as gesture, contour and mass drawings, discussion will address both how to draw and what to draw. The ultimate goal is learning how to "see with your hand", and develop greater accuracy and expressiveness in your work. Life models and anatomic manikins will be used to understand living anatomy and movement. Instruction will include daily demonstrations and exercises.

Art Knitting with Copper Wire

COURSE CODE ARTS2395 SECTION 41
INSTRUCTOR Sayward Johnson
DATES July 15 – 19, 2019
FEE \$393.39 (+ \$65 material fee payable to instructor)


Knitting experience is required but you don't need previous experience working with metals. Break with tradition and learn the basics of knitting with copper wire to create small sculptural pieces, flat pieces, and lots of options in between. Experiment with very fine wire and play with non-traditional ways to knit with thicker gauges. Test samples will be created and freestyle knitting encouraged. Instruction will include the basics of metalsmithing (hammering and shaping), black patinas, heat patinas, and the beautiful blue-green patinas for which copper is so famous. Explore how to seal pieces with shellac, varnish, and create effects using wax. Basic patterns for creating small orbs and vessels (knit on four needles in the round) will be provided, but you will be encouraged to pursue and explore your ideas as well. Feel free to bring other textile tools and materials with which to experiment. Free-spirited experimentation is wholeheartedly encouraged!

Art Making – Drawing, Painting & Collage

COURSE CODE ARTS2338 SECTION 41
INSTRUCTOR Helen McCusker
DATES July 15 – 19, 2019
FEE \$393.39

This course is not suitable for beginners

Designed for students with some experience in drawing and/or painting, this is an opportunity to work on personal projects, in your favourite media, with guidance and insight from the Instructor. Exercises designed to engage with subject matter and media will open up creative channels and enhance ways of seeing and thinking about your art. Composition, technique, and personal expression will be addressed and positive feedback provided. Explore new ideas and focus on your artistic vision.



Book Art – Mixed Media, Painting & Binding

COURSE CODE ARTS2284

SECTION 41

INSTRUCTOR Holly Dean

DATES July 15 – 19, 2019

FEE \$393.39 (+ \$50 kit fee payable to instructor)

In an encouraging and nurturing atmosphere, create three books with different bindings. Learn Coptic, long-stitch and accordion bookbinding techniques. Work on pages and covers with acrylic paints and mediums, collage, stamps and stencils, oil pastels, ink, pencil, charcoal, writing, image transfers, and more. Use dimensional objects, encrustation and ageing techniques to create fabulous book covers. Explore the difference between fluid, soft body and heavy body acrylic paints, and when to use which acrylic mediums. Learn about bookbinding terms, tools and techniques. Instruction will include exercises to stimulate right brain response, demonstrations, discussions, individual attention, and friendly critiques. Curious beginners to experienced artists / book-artists are welcome.

Contemplative Photography – Looking & Seeing

COURSE CODE ARTS2227

SECTION 41

INSTRUCTOR John McQuade

DATES July 15 – 19, 2019

FEE \$393.39

When eye, mind and world are in the same place at the same time, you see clearly, and your images are unique and vivid. A vivid image is enhanced by a clear and direct first perception. This is a strong approach to the creation of a brilliant image. Attentive presence course studies true perception through the synchronization of eye and mind. Instruction will investigate elements of the visual world – colour, light, space, surface, texture and more, as ways to connect with pure perception. On that basis, in a synchronized or contemplative way, you will explore the world considering topics such as colour and light, ordinary/personal world, people and other sentient beings, flowers and weeds. Learn how to make an equivalent photographic image that embodies the contemplative qualities of clear seeing: simplicity, space and purity. Instruction includes assignments and image reviews. This course and exploration would be of value for those in spiritual disciplines, visual artists, expressive art practitioners and therapists, as well as photographers. It will take you to the heart of direct visual perception. Previous photographic experience is not required. There are on-line methods of sharing your images and receiving feedback following the course. You are required to bring a digital camera (a point and shoot camera is workable).

Drawing with Intuition

COURSE CODE ARTS2317

SECTION 41

INSTRUCTOR Dagmar Kovar

DATES July 15 – 19, 2019

FEE \$393.39 (+ \$15 material fee payable to instructor)

Designed for those that have always been inhibited by conventional drawing classes and/or those looking for more than a technique, this method is based on the fact that “we know more than we know”. Through a series of targeted drawing exercises, explore pathways for (re)opening access to intuition – the key place to the uniquely individual ways we relate to the world, to our own voice and individual style. While technique and theory are initially left behind, these skills will be developing naturally, together with your unique expressive ways of drawing. Instruction is suitable for all skill levels and would benefit artists working in any medium. No previous experience in drawing is necessary. If returning, you will further explore new levels of your creative mind.

Experimental Stitched Structures

COURSE CODE ARTS2474

SECTION 41

INSTRUCTOR Amanda McCavour

DATES July 15 – 19, 2019

FEE \$393.39 (+ \$50 material fee payable to instructor)

Explore stitching as a drawing technique by combining machine and hand stitching with different types of Sulky® water soluble stabilizers. Use sewing to create lines and dynamic textures, focusing on constructing stitched and mixed media surfaces using machine embroidery and water soluble stabilizer in a variety of ways to create lace-like structures where stitch holds the piece together. Along with threads, experiment with combining an assortment of materials like plastics, papers, and yarns to create a variety of samples exploring different texture and colour combinations. You will be encouraged to express and grow your own ideas to create one-of-a-kind stitched 3D sculptures, wall works or wearable art pieces, depending on your interest. No experience is necessary but basic sewing machine operation skills will be helpful. You will be required to bring a familiar and reliable sewing machine in good working order.



Folk Music for All Instruments & Vocals

COURSE CODE ARTS2309 SECTION 41
INSTRUCTOR Katherine Wheatley
DATES July 15 – 19, 2019
FEE \$393.39

For singers, guitarists, keyboardists, and non-instrumentalists alike – all are welcome. This course will suit whether you're just starting to think about making music or you've been at it for a while and want to learn something new. Experience the magic of making music and the power of playing together in a nurturing environment. Instruction will consist of daily exercises to liberate your true voice; new strumming and fingerpicking techniques as well as short chord melodies for the guitar and ukulele; repertoire development with the addition of songs that complement and stretch your abilities; working on originals to bring them up to performance standard; song circles and jamming; band arrangements; basic keyboard theory; and performance techniques.



Glassblowing

COURSE CODE ARTS101 SECTION 43
INSTRUCTOR Andrew Kuntz
DATES July 15 – 19, 2019
FEE \$604.55 includes glass

Discover the art of glassblowing using traditional techniques that date back 2000 years. Glass is first melted in a furnace at 2100 degrees Fahrenheit, at which time you learn how to gather the molten material on the end of a steel blowpipe to form it into vases, bowls, paperweights, goblets and sculpture. You will also have an opportunity to participate in discussions on equipment, safety, history and current trends in glass. Colour will be available for purchase in the Bookstore.

This course will run simultaneously with Glassblowing – Style & Form. Please clearly indicate which course you are registering for.

Glassblowing – Style & Form

COURSE CODE ARTS657 SECTION 41
INSTRUCTOR Andrew Kuntz
DATES July 15 – 19, 2019
FEE \$604.55 includes glass

This course is not suitable for beginners.

As an experienced glassblower, you will be challenged with the exploration of advanced techniques such as bit working, stems and feet, handles, spouts, cane work, and goblet making, using more advanced colour applications. Cold working techniques will also be covered. Instruction and practice will be augmented with a visual presentation, printed material, studio safety, and regular discussions of work in progress. With a maximum of 14 students in the studio, you will have ample opportunity for hands-on learning.

This course will run simultaneously with Glassblowing. Please clearly indicate which course you are registering for.

Harp – Beginner II

COURSE CODE ARTS1845 SECTION 41
INSTRUCTOR Maureen McKay
DATES July 15 – 19, 2019
FEE \$393.39 (+ \$5 material fee payable to instructor)

This course is not suitable for beginners. Instruction is suited to advanced-beginner or intermediate skill levels.

Enhance current skills and further your understanding of and proficiency in harp technique. Instruction will support individual learning goals. Learn several Celtic tunes in a relaxed and inspiring environment. In addition to individual and group instruction, the course will increase your appreciation for the rich history of harp playing and will provide practical tips on maintenance of the harp. Instruction will include ensemble playing, arranging music for the harp, the fun of improvisation and composition at the harp, and guidance with accompanying other instruments. The opportunity to share learning with fellow harpists will be one of the great pleasures of this course. If you have your own harp, you are encouraged to bring it. Harps will be properly and securely stored. There will be harps available for rent at \$40 for the week.

Japanese Brush Painting II

COURSE CODE ARTS115 SECTION 41
INSTRUCTOR Cassandra Wyszkowski
DATES July 15 – 19, 2019
FEE \$393.39

This course is not suitable for beginners. Japanese Brush Painting I or training in Japanese Brush Painting, particularly the four paragons (Bamboo, Plum, Orchid and Chrysanthemum) is required.

Instructional emphasis will be on more advanced brush techniques, continuing concentration on gradation of tones, the manipulation of contrasting values, further use of the black and white disciplined brush strokes and an introduction to the use of colour and simplified colour theory. This course will help to reinforce Level I, with group demonstrations and individual instruction. Colourful florals, such as the big bold blue iris, landscape elements, such as birch trees and rocks, fruit, such as grapes with big expressive leaves and vines, are just some of the subjects covered. Excitement will build as delightful dragonflies and butterflies lead you on to explore further the poetic painting of Sumi-E with ten new lessons as well as a review of Level I where necessary. Flowing, gentle music will enhance the learning process that emphasizes spontaneous yet controlled painting of Sumi-E with watercolour.

Jewellery Casting

COURSE CODE ARTS119 SECTION 41
INSTRUCTOR Michael Letki
DATES July 15 – 19, 2019
FEE \$393.39 (+ \$50 material fee payable to instructor)

Using the ancient lost wax casting process to make jewellery opens the door to a fascinating world where an almost unlimited variety of three-dimensional forms and textures can be created. The tiniest details, textures and forms will be faithfully reproduced. Learn how virtually anyone with a shoebox of tools can do this at home! You will work on several pieces with emphasis placed on appropriate design for the methods, quality of workmanship and finishing techniques. You are welcome in this course whether you are working at a beginner or intermediate level of skill.



Kids' Colour Explosion

COURSE CODE ARTS2363
 INSTRUCTOR Hannah Strand
 DATES July 15 – 19, 2019
 FEE \$118.95 (+ \$25 material fee payable to instructor)
 AGE GROUPS SECTION 41: 1 – 4:30pm, 4 (as of Jan. 1) to 8 years old
 SECTION 42: 9am – noon, 8 to 10 years old

Dive into the rainbow in this great week of creative play. Experiment with paint, watercolour, pastels, collage, and resist techniques while learning about colour and a dozen ways to use paint. Be inspired by the vibrant colours of artists Jackson Pollock, Wassily Kandinsky, Henri Matisse, and the Fauves. Roll up your sleeves and get ready for a colour explosion!

Kids' Sculptural Madness!

COURSE CODE ARTS2466
 INSTRUCTOR Toni Caldarone
 DATES July 15 – 19, 2019
 FEE \$118.95 (+ \$20 material fee payable to instructor)
 AGE GROUPS SECTION 41: 9am – noon, 4 (as of Jan. 1) to 8 years old
 SECTION 42: 1 – 4:30pm, 8 to 10 years old

Sculpt, build and create unique sculptures using air-dried clay, wood/branches/twigs and paper maché. You'll make three very different sculptures with three interesting mediums. Bring your imagination and create pinch pots, wonky creatures, and wild sculptures.



Thankfully, a place for creativity to flourish that I can be a part of!

– TONI CALDARONE

Mindfulness Creativity & Spirituality within Expressive Arts^E

COURSE CODE ARTS2196 SECTION 41
 INSTRUCTOR Marybeth Leis Drury
 DATES July 15 – 19, 2019
 FEE \$369.56 (+ \$25 material fee payable to instructor)

To register for this course, you must meet the admission requirements for the Expressive Arts Graduate Certificate Program. Details are available on page 10.

This course is an elective credit toward Fleming College's Expressive Arts Certificate. It is not an elective credit toward Fleming College's Visual and Creative Arts Diploma.

It is strongly recommended that students have taken Introduction to Expressive Arts (formerly Introduction to Expressive Arts Therapy and Expressive Arts – Exploring Relationships (formerly Exploration of Therapeutic Relationships).

Essential to wellbeing, the interconnectivity of mindfulness, spirituality and creativity will be explored through expressive arts experiences in this reflective, contemplative and creative course. Through meditation, guided visualization, art making, movement, sound and writing, you will work both indoors and out in the natural world to connect to self, community, spirit and nature to develop a personal practice of the contemplative and creative, centred self. Some time will be spent in silent reflection while walking, writing or making art. This course will appeal to those who are searching for a deepened connection to a self-care practice and to those who are working with caregivers or populations who could benefit from the principles and practices.

Musical Instrument Construction – Intermediate/Advanced

COURSE CODE ARTS1487 SECTION 41
 INSTRUCTOR Philip Davis
 DATES July 15 – 19, 2019
 FEE \$393.39 (+ \$20 material fee payable to instructor)

This course is not suitable for beginners. Prior completion of a minimum of one instrument to a good standard is required.

Instruction will stimulate the hands and imagination beyond your established competency in instrument fabrication. Begin by setting a logical goal and proceed to make or acquire working drawings. Group seminars will replace demonstrations of basic making and these will progress you to advanced theory and practice of design, as well as the ability to make various instruments.

Negative Painting

COURSE CODE ARTS2048 SECTION 41
 INSTRUCTOR Nancy Newman
 DATES July 15 – 19, 2019
 FEE \$393.39

This course is not suitable for beginners.

This course is positively negative! Add this exciting and dramatic approach to your painting repertoire. Working in the negative will energize you and add a whole new level to your creative process. Learn to develop unique images by using the space in and around an object. Create exciting under-paintings and enhance your image with layers, lost and found edges, and textures. Increase the range of values in your painting, moving from light to dark and back again, creating the illusion of depth. Initially, you will learn to "Think negatively" through step-by-step demonstrations and exercises. Simplify shapes, create effective compositions and refine your images to achieve painting with dynamic impact. This negative approach is taught primarily using watercolours. Acrylic artists will benefit from this course but are asked to email the instructor prior to the beginning of the course.

Nuno Felting & Embroidery

COURSE CODE ARTS2444 SECTION 41
INSTRUCTOR Susan MacDonald & Chari-Lynn Reithmeier
DATES July 15 – 19, 2019
FEE \$393.39 (+ \$30 material fee payable to instructor)

Create a unique one-of-a-kind, show-stopping work of art with a little fibre, a little silk, some soap and water, and a few simple processes. Learn about an ancient craft that's fashionably at home in this modern world. Once you have created a length of fabric using the Nuno Felting technique, learn a variety of embroidery stitches to embellish your piece. These will include Feather stitch, Buttonhole, French Knot, and the technique of couching. Add buttons and beads to create more visual interest. The result will be a beautiful accent pillow but skills learned can apply to future projects such as a scarf, neck warmer, tube/ring scarf, table runner, bed end or virtually whatever you can imagine.

Painting & Yoga – Painting from the Inside Out

COURSE CODE ARTS2436 SECTION 41
INSTRUCTOR Sandee Ewasiuk
DATES July 15 – 19, 2019
FEE \$393.39

The act of painting itself could be described as a form of meditation. It's a place where one can escape and focus on creating, and perhaps let other thoughts and cares disappear for a little while. Yoga is much the same as not only physical benefits are reaped, but also mental and emotional. Each day will begin with a gentle yoga practice, to relax, focus and centre, in preparation for painting. Each class will end with another practice to stretch and unwind. No former experience with painting or yoga is necessary.

Paper Explorations – Batik, Collage Constructions & More

COURSE CODE ARTS1147 SECTION 41
INSTRUCTOR Suzi Dwor
DATES July 15 – 19, 2019
FEE \$393.39 (+ \$65 material fee payable to instructor)

Work with a variety of papers, including rice, mulberry, washi, and watercolour papers in a non-traditional way to create two- and three-dimensional works of art. Explore colour, texture, patterning, design and the physical properties of paper and its relationship to other media such as paint, wax resist, and a variety of drawing materials. You will tear, weave, wrap, layer, stamp, paint, make marks, and continue to experiment with your supplies. Experiment with collage, assemblage, fibre techniques on paper, and learn 20 ways to manipulate paper. Projects include a book cover, 3D paper garment, abstract collages, relief landscapes and self-directed explorations. This is a very exciting and rich experimental mixed media class for beginners and experienced artists.

Pottery – Form & Style

COURSE CODE ARTS2186 SECTION 41
INSTRUCTOR Duncan Aird
DATES July 15 – July 20, 2019 (6 days)
FEE \$496.73 includes 1 bag of clay

This course is not suitable for beginners.

Immerse yourself in an investigation and development of your personal artistic style. Your aesthetic will evolve through the study of individual pieces in a potter's repertoire, demonstrations, visual references, and critiques, encouraging the development of a considered body of work. Additional clay will be available for purchase from the school at a cost of \$20 per bag, which includes glazing and firing.

Printmaking – Woodcut

COURSE CODE ARTS2174 SECTION 41
INSTRUCTOR Marta Scythes
DATES July 15 – 19, 2019
FEE \$393.39 (+ \$20 material fee payable to instructor)

Learn the processes of carving an image into a wood plate, inking the surface, and hand printing multiple copies of your design. Single-coloured images will be introduced to learn the complete sequential process. The reduction method – reducing the printable, relief surface to superimpose different colours on each consecutive print – will be demonstrated mid-course. Instruction will include discussion and demonstration of sharpening carving tools. Subject choice and exploring personal style will be encouraged. You may bring lino blocks or scraps of softwood as an alternative/supplement to the provided basswood plates. This introductory relief printmaking course is open to all levels.

Quilting – Altered Panels

COURSE CODE ARTS2330 SECTION 41
INSTRUCTOR Albert Cote
DATES July 15 – 19, 2019
FEE \$393.39

Create a beautiful one-of-a-kind art piece using two (or three) identical panels of your choice. One panel will be saved as is. The other panel(s) will be cut into strips and sewn together, along with at least three coordinating fabrics of your choice (jelly roll race style). Once you have a size that you are happy with, you will continue the process, but this time with a twist. Cut this piece in the opposite direction and sew once more in the jelly roll race style. Then diagonal cutting and the strips are sewn on the miter (jelly roll race style). To finish, you will add this piece to the "saved" panel and square it all up. Decide on the placement of your pieces and add solid blocks, half square triangles, four patch, nine patch, appliqué shapes...whatever you want. The result is a beautiful art quilt.





Spinning

COURSE CODE ARTS334 SECTION 41
 INSTRUCTOR Wendy E. Bateman & Rebecca Whelan-Lamperd
 DATES July 15 – 19, 2019
 FEE \$393.39 (+ \$40 material fee payable to instructor)

Whether you are pursuing a new interest or hoping to upgrade existing spinning skills, you will benefit from this course. Instruction will take into consideration individual skill levels. The basics of spinning, including fibre preparation, spinning equipment and maintenance, as well as various spinning methods, colour and fibre blending, and basic acid dyeing will be covered. Instruction will also address yarn construction and the control of colour effects.

Weaving – Crackle Weave

COURSE CODE ARTS2441 SECTION 41
 INSTRUCTOR Ralph Johnston
 DATES July 15 – 19, 2019
 FEE \$393.39 (+ \$45 material fee payable to instructor)

This course is not suitable for beginners. Weaving – Basic Level I, or the ability to set up a 4-harness floor loom and weave with minimal direction is suggested.

Crackle Weave is popular for its abstract, almost pointillist blending of colours in broad, subtle designs and is the root of many modern shimmering scarves and richly shaded cloths. As a weave, however, it can be challenging. Step-by-step instruction will progress from an understanding of how the weave is built up and how to organize its threading and treadling into logical units that are easy to work with, through to the design, set up, and weaving of a pair of either tea towels or scarves. On the loom, focus on connecting what is seen in the cloth to the threading and treadling behind it so that patterns can be adapted, and mistakes quickly spotted and corrected. Creativity with weft colour is encouraged – Crackle blossoms with experimentation and creative risk-taking, producing beautiful and unexpected results from unusual colour combinations. This course is suitable for novice to advanced weavers.

Writing a Novel – Getting Started

COURSE CODE ARTS2351 SECTION 41
 INSTRUCTOR Ibi Kaslik
 DATES July 15 – 19, 2019
 FEE \$393.39 (+ \$25 material fee payable to instructor)

You want to write a novel but have no idea how to begin. Learn the basics of structure and literary technique as they relate to the novel – how to write a great hook, establish scenes, and create and manage conflict. Discover your style and study various aspects of craft such as point of view, setting and characterisation during plentiful writing and reading time.

Youth/Teen Copper Enamelling

COURSE CODE ARTS2361 SECTION 41
 INSTRUCTOR Benjamin Glatt
 DATES July 15 – 19, 2019
 FEE \$287.98 (+ \$20 material fee payable to instructor)

This course is open to youth and teens from 10 to 18 years of age.

Copper enamelling is the ancient art of fusing glass to metal. If you want to work in detail, see results instantaneously, and create incredible pieces, this is the place to be!



Extremely organized. Excellent communication with students. Appreciated signage and person directing cars first day.

~ CHRISTOPHER STAPLES

SATURDAY, JULY 20, 2019

Create to Meditate Workshop

COURSE CODE ARTS2370 SECTION 41
INSTRUCTOR Linda Lee Purvis
DATES July 20, 2019
FEE \$122.22 (+ \$45 material fee payable to instructor)

Growing evidence suggests that meditation can have a profound impact on improving physical and mental wellbeing; but not everyone finds meditation easy. Discover creative aids to support a playful, non-traditional approach to meditative pursuits. Learn the fundamentals, avoid common pitfalls, and search for a style that best suits you. Make a tabletop Zen garden, including a unique set of gardening tools, and choose an assortment of objects to place in your garden, cultivating a pleasing, yet changeable, design. Create a collection of painted mandala stones that will become art nuggets, triggering moments of mindfulness. Instruction will offer something to both new and seasoned meditators.

Encaustic & Photo Transfer Workshop

COURSE CODE ARTS1780 SECTION 41
INSTRUCTOR Susan Fisher
DATES July 20, 2019
FEE \$122.22 (+ \$40 material fee payable to instructor)

Explore techniques that will enable you to combine photographic images with encaustic painting. Gain proficiency with photo transferring, collaging photo images, and the basic techniques of encaustic painting. The creative options are virtually endless. Experience with encaustic or painting in general is not necessary to enjoy this workshop.

Exploring Senses Workshop

COURSE CODE ARTS2462 SECTION 41
INSTRUCTOR Rebecca Reynolds
DATES July 20, 2019
FEE \$122.22 (+ \$10 material fee payable to instructor)

In the creation of visual work, the majority of attention is typically focused on what is seen. In this playful workshop, equal attention will be paid to all of the senses. Discover how taste, touch, smell, and sound can inspire, present new ways of creating, and enable us to more fully experience the world around us.

Harmonica – Beginner Workshop

COURSE CODE ARTS2090 SECTION 41
INSTRUCTOR Carlos del Junco
DATES July 20, 2019
FEE \$122.22

Discover this remarkable and unassuming little instrument. Learn how to hold the traditional 10-hole diatonic harmonica (the one that Bob Dylan and progressive blues players like Little Walter and Paul Butterfield use), how to achieve good tone and the basics of playing single notes. Playing an easy train rhythm, a scale, and a couple of basic melodies based on the scale is the goal of instruction. Time and circumstance permitting, an introduction to bending notes will also be included. Instruction is suited to those with no previous experience. You will be required to bring a good quality instrument such as a 'Hohner' brand, in the diatonic key of 'C'. Please see the material list for additional details.

Landscape Painting Workshop

COURSE CODE ARTS1879 SECTION 41
INSTRUCTOR Matthew Mancini
DATES July 20, 2019
FEE \$122.22

This workshop will introduce both direct and indirect painting methods for painting in the field. Based on both contemporary and traditional methods, you will be guided through painting the landscape in a simplified manner to achieve convincing and atmospheric landscapes.

Macramé Workshop

COURSE CODE ARTS2461 SECTION 41
INSTRUCTOR Hannah Strand
DATES July 20, 2019
FEE \$122.22 (+ \$40 material fee payable to instructor)

Classic and trending, macramé is the chic decor and fashion technique that can be both aesthetic and functional! Learn a variety of traditional knots and work at your own pace on a large scale plant hanger or wall hanging, and a few small pendants or earrings. There is the option to incorporate beads into your wearable design.

Sterling Silver Spinner Ring Workshop

COURSE CODE ARTS2476 SECTION 41
INSTRUCTOR Shannon Kennedy
DATES July 20, 2019
FEE \$122.22 (+ \$35 material fee payable to instructor)

Design and create a unique sterling silver spinner ring. Learn how to measure, anneal, saw, texture, form, polish, and patina, producing a beautiful ring band with individual bands that spin and move within the shank. You will be working with sterling silver, copper and brass. No previous experience is needed.



Zentangle® Workshop

COURSE CODE ARTS1592 SECTION 41
INSTRUCTOR Chari-Lynn Reithmeier
DATES July 20, 2019
FEE \$122.22 (+ \$25 material fee payable to instructor)

Zentangle® is an easy to learn, relaxing and fun way of creating beautiful images by drawing structured patterns. The Zentangle method increases focus and creativity, provides artistic satisfaction, and instills a sense of personal well-being. Learn the history and language of the art form and, step-by-step, construct many "tangles" (patterns). Instruction will develop the ability to use the Zentangle method in your daily life, as a meditative art form, a jump start to your creativity, an enhancement to your journal, to incorporate pattern into your other projects, or simply for fun!

JULY 22 TO 26, 2019

Acrylics – Explore, Express, Experiment

COURSE CODE ARTS1894 SECTION 41
INSTRUCTOR Kim-Lee Kho
DATES July 22 – 26, 2019
FEE \$393.39 (+ \$105 material fee payable to instructor)

The most versatile of all paint media, acrylics can do almost anything you want. Through the magic of acrylic mediums, you can change the appearance, behaviour and characteristics of acrylics in surprising ways, from pourable glazes to texturized and transparent impasto, layered encaustic-like effects to sculpted surfaces. In this intensive, materials and process-based course, a variety of acrylic mediums, physical processes and techniques will be explored. These may include drip, scrape, scratch, scumble, tickle, pour, squeeze, sculpt, roll, collage, layer, making skins and embedding objects. You will also investigate tools – how to select, use and customize them, with particular emphasis on unconventional choices. All levels and abilities are welcome (including advanced), the only prerequisite is an open mind and an adventurous spirit.

Artist Retreat: Yoga, Meditation & Drawing

COURSE CODE ARTS2001 SECTION 41
INSTRUCTOR Sheila Miller & Helen McCusker
DATES July 22 – 26, 2019
FEE \$393.39 (+ \$20 material fee payable to instructor)

Delve into daily Kripalu Yoga sessions, guided mindfulness meditation, and exploration of your drawing style. Ease the body with mixed level Kripalu Yoga, modified for individual needs, and calm the mind with guided mindfulness meditation. The combination of slow, attentive yoga and meditation balances spatial awareness and focus and is ideal for artistic expression. All levels of experience and flexibility are welcome. For the art component, use drawing pencils, erasers, conté, charcoal, and pastels on paper. Inspired by movement, music and nature, focus on strong composition, your colour palette, and injecting a sense of life, motion and mood into your drawings. Be prepared to work outside occasionally, weather permitting. While suitable for beginners, instruction also offers experienced artists an opportunity for unique creative exploration.

Artistic Exploration – Painting & Drawing

COURSE CODE ARTS21 SECTION 41
INSTRUCTOR Jay Dampf
DATES July 22 – 26, 2019
FEE \$393.39

For all artists, there is a process for enhancing individual style and technique. In this course, you will learn the skills needed to improve your ability and imagination, whether you are a new artist wishing to explore different mediums or experienced and wishing to master your techniques. On an individual basis, you will be taken step-by-step through the drawing and painting process, with emphasis on clear, enjoyable methods. This course offers you the unique opportunity for instruction on projects and mediums of your choosing. You will also benefit from demonstrations given to other students. Assistance will be provided by the school if you wish to contact the instructor regarding ideas and mediums.

Book Art – Lettering & Mixed Media Journaling

COURSE CODE ARTS2438 SECTION 41
INSTRUCTOR Holly Dean
DATES July 22 – 26, 2019
FEE \$393.39 (+ \$40 kit fee payable to instructor)

In an encouraging and nurturing atmosphere, create a journal with the Coptic binding technique. Learn hand-lettering styles and mixed media techniques for journaling. Work with acrylic paints and mediums, collage, stamps and stencils, image transfers, and more. Instruction will include exercises to stimulate right brain response, demonstrations, discussions, individual attention, and friendly critiques. Curious beginners to experienced artists and book-artists are welcome.

Chainsaw Sculpture

COURSE CODE ARTS1081 SECTION 41
INSTRUCTOR Robbin Wenzoski
DATES July 22 – 26, 2019
FEE \$393.39 (+ \$40 material fee payable to instructor for two project logs)

Learn how to create carvings/sculptures with a specialized carving chainsaw. Safety aspects of this skill as well as the maintenance of a safe, properly working carving chainsaw will be emphasized. You will be encouraged to complete at least one carving during the course. Instruction will provide the knowledge and skills needed to create chainsaw carvings whether you are a hobbyist or considering this as a career. Techniques are also suitable for hand carvers as they dramatically speed the process of getting to the fine sculpture stage. The carving chainsaws now available are very safe and lightweight, increasing the manageability of this technique. If you have your own carving chainsaw, it can be used when deemed safe and appropriate by the instructor. Various models of carving saws will be available for rent at the cost of \$160 per week, or if you are bringing your own saw a \$30 fee for gas/oil and other parts plus HST, payable to the instructor.



Contemplative Photography – Ways of Nature

COURSE CODE ARTS2228

SECTION 41

INSTRUCTOR John McQuade

DATES July 22 – 26, 2019

FEE \$393.39

In the Eastern/Zen contemplative traditions nature has been a way to spiritual insight. The way of the seasons reflects the seasons of our life. Instruction introduces a contemplative approach to nature and will include topics such as contemplative landscape, flowers and weeds, Eastern/Zen aesthetics, Impressionism, and visual haiku. Practice haiku – contemplative poetry – and consider examples of Eastern aesthetics such rock gardens, brush painting, and more. Your images will display the same resonance and form as these contemplative arts: simplicity, space and purity. Develop a natural appreciation and serenity through this practice. Previous photographic experience is not necessary. There are on-line methods of sharing your images and receiving feedback following the course. You are required to bring a digital camera with manual capacity.

Copper Enamelling

COURSE CODE ARTS2300

SECTION 41

INSTRUCTOR Benjamin Glatt

DATES July 22 – 26, 2019

FEE \$393.39 (+ \$20 material fee payable to instructor)

Enamelling is the process of fusing coloured glass to metal; in this case, copper. Discover this ancient, beautiful art form and enjoy creative exploration. Fundamental skills will enable you to make impressive jewellery and small sculpture, as well as more practical items such bowls and switch plates.



Creating Written Memoirs

COURSE CODE ARTS56

SECTION 41

INSTRUCTOR Nora Zylstra Savage

DATES July 22 – 26, 2019

FEE \$393.39

This course provides the opportunity to start or continue writing your personal stories and enhance your writing style. Of particular emphasis will be 'Stories of the Heart' – stories that touch the emotions. Explore personal experiences and stories that make you laugh, cry, cringe or shout out loud. Word prompts, visualizations, rapid writes, music and discussions will enhance your learning and your writing style. Tips and techniques will be provided to bring your stories of life. Write, share and receive oral feedback in a sensitive and positive environment. Don't wait until it's too late – put it in writing and enjoy the journey! Instruction will accommodate those in process as well as those newly undertaking written memoirs or life stories. Encouragement, support and reference material will be provided.

Encaustic Mixed Media & Collage

COURSE CODE ARTS1488

SECTION 41

INSTRUCTOR Susan Fisher

DATES July 22 – 26, 2019

FEE \$393.39 (+ \$130 material fee payable to instructor)

Encaustic, an ancient beeswax-based technique, is currently embraced by contemporary mixed media artists. Learn how to integrate encaustic techniques into your mixed media work from textile to found sculpture, from ceramic to paper, or beyond.



Fabrics – Colour, Patterns & Painterly Effects

COURSE CODE ARTS1730

SECTION 41

INSTRUCTOR Margot Miller

DATES July 22 – 26, 2019

FEE \$393.39 (+ \$15 material fee payable to instructor)

Create fabulous fabric while exploring colour, pattern and texture, using professional water-based dyes. Learn techniques of hand painting, basic silk screen printing (non-photo emulsion), fluid wash, leaf/botanical prints, marking and stamping – all ideal surface embellishment for shawls, scarves, sarongs, tablecloths, banners/signage and wall pieces. Experiment with environmentally friendly Colour Vie dyes and acrylics for printing and painting on fabrics. Colour Vie dyes are ideal for strong, brilliant colour, or diluted for soft and subtle transparent shades and hues. This range makes them suitable for both fashion and interiors and works on canvas. Instruction is suitable for beginners, while experienced artists of any medium will have the opportunity to combine existing skills with a new range of expressive techniques.



Garden Art in Clay

COURSE CODE ARTS2104 SECTION 41
INSTRUCTOR Paul Portelli
DATES July 22 – 26, 2019
FEE \$413.58 includes 1 bag of clay

Pieces will not be fired during this course.

Create some whimsy that only art can bring to the outdoors. Brighten up a garden, fence or shed wall with pieces that can be enjoyed outdoors all year long. Discover imaginative and unusual alternatives to sculpting and hand building clay specifically for outdoor garden pieces. Learn techniques and tricks used to create illusions in clay and what is necessary to enable your pieces to winter over. Personal creativity will be emphasized as you are encouraged to work with many new techniques in a high-energy, supportive atmosphere. Additional clay will be available for purchase from the school at the cost of \$12 per bag unfired.

Guitar – Campfire & Beyond

COURSE CODE ARTS2098 SECTION 41
INSTRUCTOR October Browne
DATES July 22 – 26, 2019
FEE \$393.39

This course is not suitable for absolute beginners. Knowledge of basic chords is required.

Explore a variety of styles such as folk, country, blues and Celtic. Learn accompaniment techniques for these styles, and how to transpose song from one key to another to suit your vocal range. Travis-style picking and alternating thumb technique will be taught as well as hammer-ons, pull-offs, slides, bends, palm muting, harmonics and more. Playing with a pick, basic strumming and fingerstyle techniques will be utilized. Learn the basics of music theory and how to discern the chords of a song by ear. Various approaches to improvising will also be examined. Have fun jamming, and gain a new repertoire of songs to sing and play along with.

Habitat & Feet for Bird Carvers

COURSE CODE ARTS722 SECTION 41
INSTRUCTOR Bruce Lepper
DATES July 22 – 26, 2019
FEE \$393.39 (+ \$30 material fee payable to instructor)

This course is not suitable for beginners. It is recommended that you bring a project bird to work with.

Learn how to construct anatomically correct feet from brass and steel and how to position them accurately on the bird. You will work with modeling epoxy to render the scales and pads, characteristic to the Yellow-Bellied Sapsucker, but the information and skills gained will be applicable to other birds as well. If you're new to this course you will make two basic tools to accomplish this. Instruction will also enable you to learn how to create the appropriate habitat, in the form of a tree trunk/base that will compliment the natural habitat of the bird. The above projects will be taken to the painted stage, so that you will learn techniques that will give you very believable habitat and feet.

Images & Text

COURSE CODE ARTS2446 SECTION 41
INSTRUCTOR Rebecca Reynolds
DATES July 22 – 26, 2019
FEE \$393.39 (+ \$40 material fee payable to instructor)

Use creative writing as inspiration for your artwork and use artwork as inspiration for your words. Referencing the work of a variety of artists (such as Sol DeWitt, Barbara Kruger, Cy Twombly and Miriam Londono), discover how each has innovatively used text in their practice and apply those techniques using a variety of media. Incorporate text into your style in exciting and unexpected ways.



October (Browne) led the most fun class I have ever had in my life. She was knowledgeable and patient. I'd highly recommend her course.



Japanese Brush Painting III

COURSE CODE ARTS116 SECTION 41
 INSTRUCTOR Cassandra Wyszowski
 DATES July 22 – 26, 2019
 FEE \$393.39

This course is not suitable for beginners. The completion of Levels I and II of Japanese Brush Painting is recommended. Elective subjects will be available for study if you have taken this course previously.

Emphasis in this course will be a continuation of Level II – exploring the use of rice paper and watercolour paper, with further emphasis on colour mixing and individual expression with regard to composition and unique design concepts. At this stage, you will be encouraged to apply the Japanese Brush Painting technique to the beautiful surrounding countryside. A review of the basics continues, with the added excitement of ten new lessons of interesting images and creative ideas, such as landscape, mountains, rushing waterfall and rugged rocks, lake scenes, birds and further insect and floral studies such as the big red poppy. Personal attention will be given to solving watercolour problems and compositional dilemmas. Challenging exercises and techniques to stimulate the creative process will continue to equip you with fresh inspiration.



**All is in vain if resonance was not achieved,
 and if it was, what use is language? And if it
 was not, what use is language?**

– DAGMAR KOVAR

Kids' Dioramas

COURSE CODE ARTS2467
 INSTRUCTOR Toni Caldarone
 DATES July 22 – 26, 2019
 FEE \$118.95 (+ \$20 material fee payable to instructor)
 AGE GROUPS SECTION 41: 1 – 4:30pm, 4 (as of Jan. 1) to 8 years old
 SECTION 42: 9am – noon, 8 to 10 years old

Create a 3-D world in a box – a diorama. Using a theme of your choice, build your world using cool materials like wood, wire, foam core, Plasticine, jewellery pieces, printed papers, and much more! Build a cityscape, outer space, landscape, sea world, or underworld with mountains, volcanoes, dinosaurs ... whatever your imagination wants! Maybe animals are funky, structures are wonky and people are silly – you get to decide.

Kids' Myth & Magic

COURSE CODE ARTS2468
 INSTRUCTOR Hannah Strand
 DATES July 22 – 26, 2019
 FEE \$118.95 (+ \$25 material fee payable to instructor)
 AGE GROUPS SECTION 41: 9am – noon, 4 (as of Jan. 1) to 8 years old
 SECTION 42: 1 – 4:30pm, 8 to 10 years old

Enter a realm of creative adventure where there are fairy houses, magic wands, dragon treasure, magic message scrolls, and more! Gather natural materials from fanciful forests to use along with paint, wood, pastels, watercolour, mixed media, and buckets of fairy dust to bring your unique art pieces to life. A picnic party will wrap up the magical

Landscapes: Real, Imagined & Altered

COURSE CODE ARTS2285 SECTION 41
 INSTRUCTOR Kal Honey
 DATES July 22 – 26, 2019
 FEE \$393.39

This course is not suitable for beginners.

Well-known or never-before-seen, real or imagined, fact or fiction -- place has an endless capacity to speak to artists, inspiring attempts to capture and express what it is that's moving, intriguing, and haunting. Designed to move past simply capturing the scene, this course begins with individual artistic field research, honing your observational skills. Back in the studio, you will be challenged to interpret and transform and your findings in increasingly expressive and conceptual ways, expanding into guided but self-directed exploration of personal ideas. Instruction will provide some structure and support, combined with lots of creative latitude as you explore new artistic territory.

Mark Making – Intuitive Explorations

COURSE CODE ARTS2432 SECTION 41
 INSTRUCTOR Dagmar Kovar
 DATES July 22 – 26, 2019
 FEE \$393.39 (+ \$20 material fee payable to instructor)

A natural extension of *Drawing with Intuition*, an approach that focuses on discovery and personal artistic voice, instruction will encourage a more in-depth investigation of mark making. Marks made in art are loaded with information and richness far beyond descriptive evidence. Through a series of targeted drawing exercises, explore relationships between gesture, emotion, and mark making, using graphite, pastel, conté, charcoal, and ink. Focus on the development of your deep connection with a subject matter and the natural source of your unique style. With technique and theory initially left behind, these qualities unfold naturally. Instruction is suited to beginners as well as those wanting to deepen knowledge.

Oil Painting – Plein Air Intermediate/Advanced

COURSE CODE ARTS597

SECTION 41

INSTRUCTOR John Anderson

DATES July 22 – 26, 2019

FEE \$393.39 (+ \$10 material fee payable to instructor)

This course is not suitable for beginners. Oil Painting – Introduction to Plein Air is recommended. Alternatively, contact with the instructor will be arranged by the school.

Improve and expand your oil painting skills and approach to the landscape as you undertake the particular challenges of painting outdoors. Instruction will help you identify the elements of successful on-location oil painting. Learn the elements of success and the techniques necessary to complete a finished oil sketch, given the time constraints imposed by outdoor painting. Effective value-based composition and efficient and exciting colour mixing from a limited palette will also be addressed.

Painting & Collage – Unconventional

COURSE CODE ARTS2165

SECTION 41

INSTRUCTOR Rosemary Vander Breggen

DATES July 22 – 26, 2019

FEE \$393.39 (+ \$30 material fee payable to instructor)

Delve into paint surface treatments and learn new and innovative ways of using collage papers in your painted works, collage as inspiration for painting, and collage as a medium. Practice various techniques and tools for applying acrylic and/or water-colour paint as a surface, alter papers with paint, and explore many paper sources as collage material. With the incorporation of paint, learn colour and composition concepts using found and altered papers as inspiration. Historical and contemporary examples from books and online sources will be referenced. Daily discussions and critiques will inspire discussion and the exchange of ideas. Individuality will be encouraged and all skill levels are welcome.

Community Arts Events

Check out some Haliburton-area arts events on page 92.

Portraiture – Drawing & Painting

COURSE CODE ARTS1834

SECTION 41

INSTRUCTOR Marta Scythes

DATES July 22 – 26, 2019

FEE \$393.39 (+ \$2 material fee payable to instructor)

This course is suitable for all skill levels, but some previous painting experience is recommended.

Learn the underlying anatomical structures that make up the human face, head and neck before studying individual facial features in detail. Preliminary seeing exercises will be introduced to achieve likeness of character and keenly observe proportion. Basic drawing and painting techniques will be demonstrated and applied to depict the different lines, shapes and planes that form the head and face in various lighting scenarios. Composition, colour theory and mixing, and simple perspective will be addressed as they apply to portraiture. Male and female models will be studied for comparative analysis. Instruction will include daily demonstrations and ongoing feedback. The course is designed to impart a fundamental knowledge of portraiture and to build confidence, enabling you to continue to pursue this discipline.

Pottery – Composite Construction & Complex Handles

COURSE CODE ARTS2456

SECTION 41

INSTRUCTOR Tony Clennell

DATES July 22 – July 27, 2019 (6 days)

FEE \$496.73 includes 1 bag of clay

This course is not suitable for beginners.

With a focus on larger than life utilitarian pottery for occasional use, attention will be directed toward details on large casseroles, pitchers, bowls, baskets, and plates so they may be used for celebration and presentation. Sectional or composite construction, where many thrown and hand built pieces are added together to form one vessel, and complex handle forming methods will be explored. Time will allow for assembly as well as surface decoration. Expect to be making work at least two to three times larger than most standard sized utilitarian pieces. Maker's marks and details of process will be the hallmark of finished work. A visual presentation regarding production work will inform discussion and you're invited to bring one of your favourite pieces for critique within the group.



Printmaking – Floating Washes of Colour

COURSE CODE ARTS182

SECTION 41

INSTRUCTOR Stephanie Rayner

DATES July 22 – 26, 2019

FEE \$393.39 (+ \$50 material fee payable to instructor)

Non-toxic watercolour monoprinting is a dynamic art form combining the unlimited palette and radiant flow of watercolours with an unusual diversity of beautiful and compelling techniques unique to this process. You will learn proper use of an etching press, the preparation of your printmaking plates, the paper, the correct numbering, signing and care of your prints, plus at least six entirely different approaches to the medium with emphasis on the manipulation of watercolour washes on the plate's impermeable surface that allows for a floating of colour in a way no other medium can. You will also be taught how to do watercolour monotypes at home without a press. This art form works with you...not having to print within a given time frees you to progress and play at your own pace with options for re-working, experimenting and even deleting without losing the entire work. This exciting process loosens artistic tightness, inspires confidence and expands creativity. You need not have previous experience in either watercolours or printmaking to achieve beautiful results.

Screenwriting Fundamentals – The Short Screenplay

COURSE CODE ARTS2457

SECTION 41

INSTRUCTOR Hope Thompson

DATES July 22 – 26, 2019

FEE \$393.39

Before *Lights, Camera, Action!* there's the screenplay – the essential blueprint of cinematic storytelling. This course provides an introduction into the art and craft of screenwriting with a specific focus on the short screenplay. Through informal lectures, screenings, group discussion and in-class exercises, learn the fundamentals of narrative screenwriting, such as three-act structure, character, theme, plot, subplot, dialogue, and subtext. A process-oriented course, you will develop an original idea with the goal of completing the first draft of a 5-10 minute screenplay by the end of the course. No prior screenwriting experience is necessary.

Sculptural Sheet Metal Forming

COURSE CODE ARTS2373

SECTION 41

INSTRUCTOR Geordie Lishman

DATES July 22 – 26, 2019

FEE \$452.51 includes \$59 material fee

This course involves the use of hot forges and metal. You must be prepared to work independently with a high level of concentration, physical exertion and mechanical aptitude.

Learn the basics of fabricated sheet metal sculpture in a hands-on studio environment. With safe practice as the foundation, instruction will provide an introduction to sheet metal shaping, cutting, forging, and welding. Accomplish shaping with impact hammers, rollers, swage blocks, and punches. Cutting techniques will include shears, cold chisels, grinders, and a plasma torch. Basic forging will involve the use of hammers, anvils, swage blocks, and vices. Upon creation of the pieces to be assembled, you will learn basic MIG, stick, and torch welding techniques. There will be project plans available, or you may bring your own. Please consult the instructor before the course to determine manageability of your design if you plan your own. Contact information is available on the material list.



This class was my first experience with HSAD – it was amazing! I loved my instructor Stephanie (Rayner) who took time to inspire, give examples, encouragement and support.

Silversmithing/Metalsmithing/Jewellery Open Studio

COURSE CODE ARTS1995

SECTION 41

INSTRUCTOR Todd Jeffrey Ellis

DATES July 22 – 26, 2019

FEE \$393.39

This course is suitable for all skill and experience levels. You must consult with the instructor prior to class in order to arrive with the appropriate material for your unique project. Contact information is available on the material list.

A supportive, open studio concept will enable you to experience the wide variety of projects that metalworking techniques can be used for. From raising a vessel of sterling silver or copper, forming bangles and sculptural jewellery, to embellishing mild steel components of bicycles and motorcycles, the possibilities are boundless. Beginners are welcome and experienced students will be accommodated with appropriate challenge and guidance. Working one-on-one with the instructor, you will be guided to bring the metal forming project you choose to an exciting functional conclusion.



Spinning – Colour Explorations

COURSE CODE ARTS2440 SECTION 41
INSTRUCTOR Elizabeth Abbot & Beth Showalter
DATES July 22 – 26, 2019
FEE \$393.39 (+ approx. \$125 material fee payable to instructor)

This course isn't suitable for absolute beginner spinners. As it's not a learn-to-spin course students must be at an experienced beginner to more advanced level of skill, confident and adventurous, and looking for new skills in spinning and dyeing.

Explore the wonders and science of colour as you customize your handspun yarns. Manipulate numerous dyed colour effects that will be used to create unique handspun yarns from the dyed fibres. Hands-on theories and techniques, with a focus on guided independent study for each topic and personal interest, will provide the tools and techniques to design yarns for special, colour-based projects. You will be encouraged to try different dyeing and spinning techniques through experiments and exercises, and also to follow your curiosity in answer to 'what if I do this...' questions.

Woodworking – Introduction

COURSE CODE ARTS272 SECTION 41
INSTRUCTOR Fly Freeman
DATES July 22 – 26, 2019
FEE \$393.39 (+ \$85 material fee payable to instructor)

Project: A small box or chest

Whether practical, functional or fanciful, woodworking skills have endless potential in application. Learn about hand and power tools, how and when to use them, material preparation, and fastening methods for solid wood and sheet material. An emphasis will be placed on safety, in both theory and practice. Your newfound knowledge skills will be suitable to undertake additional projects. No previous woodworking experience is necessary. For those returning, a new more advanced project will build on skills previously acquired.

Youth Archery & Fencing

COURSE CODE ARTS1522 SECTION 41
INSTRUCTOR Brad Sherwood
DATES July 22 – 26, 2019
FEE \$287.98 (+ \$40 material fee for equipment rental payable to instructor)

This course is open to youth from 10 to 13 years of age. The ability to lift 25 lbs is required to be able to draw the bowstring.


Fencing and archery are two distinct arts that develop mental focus, physical coordination, patience, discipline and technical skill. This course will introduce you to both activities in a safe and enjoyable way. In the morning you will learn basics of fencing – footwork, techniques and rules. In the afternoon, archery will involve proper shooting technique, bow knowledge and care. Through demonstrations, coaching, games and friendly competition, you will have the opportunity to develop an appreciation and ability in these disciplines.

Youth/Teen Movie Making

COURSE CODE ARTS1825 SECTION 41
INSTRUCTOR Tammy Rea
DATES July 22 – 26, 2019
FEE \$287.98 (+ \$20 material fee payable to instructor)

This course is open to youth and teens from 10 to 18 years of age.

Learn how to tell and show a great video story. From writing a script, creating a storyboard and shot list, using a video camera, and digitally editing your movie, you'll produce a short movie that will be screened at the Friday afternoon Film Festival. The final product will be a USB stick collection of the movies. Previous experience is not required, and all equipment will be provided. Many videos from past courses have been finalists at the Toronto International Children's Film Festival. You will create a character profile movie as well as work on a team story. No use of profanity or violence will be allowed.





JULY 27, 2019

Aerial Dance Workshop

COURSE CODE ARTS2477 SECTION 41
INSTRUCTOR Diana Lopez Soto
DATES July 27, 2019
FEE \$122.22

Aerial Dance is a discipline that combines coordination, muscle, and fluidity within the spacial sphere. Discover and experience diagonal, vertical, and horizontal lines while in suspension. Suited to movement artists of all skill levels, instruction will cover history as well as basic to more advanced aerial dance technique and perspectives. Concept research and process development will also be addressed.

Alcohol Inks on Tiles Workshop

COURSE CODE ARTS2355 SECTION 41
INSTRUCTOR Putzy Madronich
DATES July 27, 2019
FEE \$122.22

Learn to paint colourful, luminous works of art on ceramic tile using alcohol inks. Explore techniques that will take you beyond abstract experimentation to creating beautiful fine art pieces. This workshop is a great starting point for those who have never painted before and also suits experienced artists who would enjoy learning an exciting new medium.

Colour Mixing Workshop

COURSE CODE ARTS2346 SECTION 41
INSTRUCTOR Martha Robinson
DATES July 27, 2019
FEE \$122.22 (+ \$3 material fee payable to instructor)

This workshop is designed to take the mystery out of mixing colours, starting with warm and cool primaries. Building a repertoire of reliable choices from your palette, troubleshooting to avoid colour choices that leave your glazes lifeless, and infusing shadows, greys and darks with colour are just some of the areas that will be covered with step-by-step demonstrations. Fast-paced instruction will assist whether you are a relative newcomer to watercolour and acrylics or a seasoned painter wanting to refresh your palette. Handouts will be available for future reference. Instruction is suitable for watercolour and acrylic painters, with primary demonstrations in watercolour and supplementary examples rendered in acrylic as needed.



We purchased our cottage in this area 5 years ago and having HSAD here was a key feature.

—IAN MACCALLUM

Glass Framework Workshop

COURSE CODE ARTS699

SECTION 41

INSTRUCTOR Brad Sherwood

DATES July 27, 2019

FEE \$122.22 (+ approx. \$30 material fee, depending on projects chosen, payable to instructor)

Flameworking is a method for shaping through the use of a torch. You can heat glass to a molten state and then sculpt, blow and manipulate it, creating highly detailed and colourful glass objects. This workshop is divided into two parts: you will learn the basics of operating a flameworking torch safely and see demonstrations in the tools and techniques of bead making and small glass sculpture. Additionally, you'll have the opportunity for hands-on practice, creating a number of small flameworked objects. There will also be discussion regarding some of the possibilities in pursuing flameworking further. Using a torch is a relatively inexpensive way for you to work with molten glass and is commonly set up in home studios. This workshop is intended to provide an introductory experience for this exciting medium. No previous glass experience is necessary.

Jewellery – Sterling Silver Fold Formed Earrings Workshop

COURSE CODE ARTS1519

SECTION 41

INSTRUCTOR Todd Jeffrey Ellis

DATES July 27, 2019

FEE \$122.22 (+ \$75 material fee payable to instructor)

No experience is needed to create an original pair of silver earrings. Explore the 'fold form method' of working with sheet metal in this hands-on workshop. Through the use of four different folds, you will create three-dimensional shapes of various designs to produce a unique pair of contemporary style earrings.

Sashiko Workshop

COURSE CODE ARTS1555

SECTION 41

INSTRUCTOR Sheila Plant

DATES July 27, 2019

FEE \$122.22 (+ \$20 material fee payable to instructor)

Japanese Sashiko (little stabs) stitching most often incorporates heavier white thread on indigo dyed cotton. It may or may not have central batting, and can be used for clothing, tablecloths, bags, and a myriad of other projects. Sashiko is a quiet, contemplative technique of stitching or quilting that encourages a Zen-like state. Learn this unique process with a kit that provides all the material for a 15" pillow cover.

Sketching Horses Workshop

COURSE CODE ARTS2464

SECTION 41

INSTRUCTOR Marta Scythes

DATES July 27, 2019

FEE \$122.22 (+ \$2 material fee payable to instructor)

Through photo references and instructor demonstrations, explore the structure and spirit of the horse. Learning to draw it accurately and expressively. Focus will be on perceived linear shapes, 3D structure and proportions, including the horse in motion. Instruction will be in dry media (graphite, conté, charcoal) and black ink but you may use your medium of choice. Reference handouts will be distributed to allow for further, independent study. Instruction is suitable for all skill levels.

Summer Moccasins Workshop

COURSE CODE ARTS2344


SECTION 41

INSTRUCTOR Kielyn Marrone

DATES July 27, 2019

FEE \$122.22 (+ \$64 material fee payable to instructor)

Feel the earth beneath your feet with these beautiful, breathable summer moccasins. Slip-ons or short tops, these are as comfortable and effective as slippers at home or as footwear while walking in the forest.



JULY 29 TO AUGUST 2, 2019

Acrylic Glazing & Encaustic Effects

COURSE CODE ARTS2287 SECTION 41
INSTRUCTOR Kim-Lee Kho
DATES July 29 – August 2, 2019
FEE \$393.39 (+ \$85 material fee payable to instructor)

From the Old Masters to cutting-edge contemporary artists, the use of transparent paint glazes is a tradition that has come a long way. In this process and materials-based course you will learn the language of transparent colour in acrylics, how to mix and work with glazes, which mediums to use when, and the importance of dilution, sheen and thickness. Glazing will be complemented with the rich textures and translucent depth of encaustic effects in acrylics. In structured exercises and your creative explorations, you will work with layering, blending, painterly marks, impasto surfaces and combine acrylics with other media to create depth and invite light into your paintings.



My classes combine technical knowledge with a deep understanding of creative process. I believe in providing a stimulating and supportive environment for the joyful experimentation that leads to discovery and growth.

– KIM-LEE KHO

Acrylics – Trees, Rocks, Water & Sky

COURSE CODE ARTS2350 SECTION 41
INSTRUCTOR Mary Intven Wallace
DATES July 29 – August 2, 2019
FEE \$393.39

Bring the outside in as you paint the skies, trees, hills and waterways of the beautiful Canadian landscape. Reference images will be used to select a scene, organize an effective composition, apply a simple value scale, and choose a colour harmony for each of your acrylic paintings. Daily visual lectures, demonstrations, and step-by-step painting exercises will provide successful strategies for painting the elements of the outdoors. Develop your artistic fluency with techniques that depict atmospheric perspective, water and its reflections, skies that are powerful or peaceful, rugged rocks, and trees of different shapes and species. Put all this together to paint a personal perception of your natural surroundings. Individual attention and daily discussions in a supportive studio environment will help to evolve your unique painting style. Reference landscape photos will be available, but you are welcome to bring your own as well. Instruction is suitable for beginners as well as experienced painters. Connecting with nature is good for your heart and great for your art!

Alcohol Inks – Exploring Surfaces

COURSE CODE ARTS2452 SECTION 41
INSTRUCTOR Putzy Madronich
DATES July 29 – August 2, 2019
FEE \$393.39 (+ \$25 material fee payable to instructor)

In a supportive, fun and relaxed atmosphere, learn how to paint colourful, luminous works of art on ceramic tile, Yupo paper, glass, canvas, and porcelain using alcohol inks. Explore a variety of techniques that will take you beyond experimentation to creating beautiful fine art pieces on non-porous surfaces. Instruction will provide a great place to start, for those who have never painted before, as well as for experienced painters who would enjoy using their skills with an exciting new medium.



Animals in Art

COURSE CODE ARTS996 SECTION 41
INSTRUCTOR Jay Dampf
DATES July 29 – August 2, 2019
FEE \$393.39

Our artistic history began with the portrayal of animals on cave walls and the importance of our connection to the natural world is just as relevant today. Whether you are working at a beginner or more advanced level of skill, you will explore that history in the mediums and the styles of your choice. This hands-on course is an excellent opportunity for those in need of individual attention and easy going, step-by-step instruction in the physical, practical production of animal art. In addition to individual attention, you will learn a great deal from the demonstrations given to others in their styles and mediums. Skills learned can be applied to much more than the depiction of nature and animals. The instructor recommends that potential students contact him prior to the course. Your experience will be enhanced in specifics regarding mediums, supplies and personal projects can be discussed.

Bird Carving – Intermediate/Advanced

COURSE CODE ARTS290 SECTION 41
INSTRUCTOR Bruce Lepper
DATES July 29 – August 2, 2019
FEE \$393.39 (+ \$30 material fee payable to instructor)

Project: Downey Woodpecker

This course is not suitable for beginners.

Emphasis will be on the various stages of bird carving including shaping, feather groups, imitating feather detail, applying acrylic paints and exploring basic painting techniques. Instruction will also be provided on anatomy, feather diversity, eye placement, preparing to paint, mounting the bird and on the safe use of tools.



(HSAD) nurtures not only the artistic interests of students but also the community.

– JEANNETTE SMITH

Bladesmithing

COURSE CODE ARTS2032

SECTION 41

INSTRUCTOR Jeff Helmes

DATES July 29 – August 2, 2019

FEE \$393.39 (+ \$100 material fee payable to instructor)

Create a hand-forged, hand-finished knife using simple tools. Instruction will cover forging, heat-treating and finishing, as well as assembling a wood handle.

Coloured Pencils

COURSE CODE ARTS1837

SECTION 41

INSTRUCTOR Ruth Ann Pearce

DATES July 29 – August 2, 2019

FEE \$393.39 (+ \$10 material fee payable to instructor)

Explore the exciting realm of coloured pencils in this comprehensive course suited to all levels of drawing ability. Learn the properties, uses, and possibilities of coloured pencils and, through discussion and exploration, become familiar with various surfaces. Colour theory will be discussed as it is key to understanding attainable results. Mixing, layering and blending techniques will be demonstrated, and you will be encouraged to experiment with innovative methods. Technical instruction will address details required in the creation of realistic artwork. Instruction will include frequent demonstrations and ongoing feedback as needed.



**When we engage our imaginations
we discover a realm of possibilities.**

– MARIKA INCE

Creative Writing – Ignite Your Potential

COURSE CODE ARTS706

SECTION 41

INSTRUCTOR Nora Zylstra Savage

DATES July 29 – August 2, 2019

FEE \$393.39

Get inspired – get REALLY inspired. Whether you're a novice or professional, fiction or non-fiction writer, these writing exercises and styles will motivate and enthuse. This hands-on, high energy course provides an encouraging and safe space for discovering different genres, writing styles, and techniques including dialogue, story components, personal narratives, non-fiction, poetry, essays, perspectives and journal entries. Have fun responding to numerous multimedia prompts and stimuli. Experiment with writing tools such as clustering, mind mapping, rapid writing, storyboarding, stair structures and more. Let these triggers be a starting point for expanding your writing horizons and creativity. There will be time to share and receive positive feedback on your work.

Explorations in Abstraction

COURSE CODE ARTS92

SECTION 41


INSTRUCTOR John Leonard

DATES July 29 – August 2, 2019

FEE \$393.39

This course is structured to be valuable whether you are interested in abstraction as an end product or if you are a realist painter and wish to be able to use these ideas and approaches to improve your work and make stronger, more personal artistic statements. A variety of painting issues will be explored as well as three-dimensional or sculptural possibilities. An individual approach will be encouraged. You are invited to work in any medium but acrylics would be the most suitable for the projects.





Expressive Arts in Palliative Care^E

COURSE CODE ARTS2197

SECTION 41

INSTRUCTOR Norma Araiza

DATES July 29 – August 2, 2019

FEE \$369.56 (+ \$25 material fee payable to instructor)

To register for this course, you must meet the admission requirements for the Expressive Arts Graduate Certificate Program. Details are available on page 10.

This course is an elective credit toward Fleming College's Expressive Arts Certificate. It is not an elective credit toward Fleming College's Visual and Creative Arts Diploma.

It is strongly recommended that students have taken Introduction to Expressive Arts (formerly Introduction to Expressive Arts Therapy and Expressive Arts – Exploring Relationships (formerly Exploration of Therapeutic Relationships).

An ageing population and trending hospice care lend to incorporating the expressive arts in caring for the dying, caregivers, and families. Instruction will incorporate a multi-cultural approach to death and dying with resources on expressive arts activities to provide meaningful expression for those in palliative care as well as self-care for caregivers and families. Explore various art forms such as memoir writing, communication and preserving memories through the arts, as well as creative ways to process the experiences for the hospice professional. Expressive art forms such as expressive writing, poetry, storytelling, art-making, drumming, movement and sound will also be incorporated. This course will be of interest to those who work in all areas palliative care, both with individuals and groups. No artistic skill is required, but an open heart, a curious mind and a playful spirit will enhance the experience.



The act of creating something out of raw materials has always held a kind of magic for me. Whether it is jewellery or a painting, the process is always a journey through colour, shape and texture.

– VICKI SHARP

Figurative Sculpture & Smoke Firing

COURSE CODE ARTS2454

SECTION 41

INSTRUCTOR Frith Bail

DATES July 29 – August 3, 2019 (6 days)

FEE \$548.73 includes 2 bags of clay

Not all pieces will be fired during this course.

Delve into the alchemy of smoke firing, an ancient technique that will be explored in a contemporary way. Discover the painterly effects of burnishing, fire, natural materials, and smoke. With a project emphasis on developing personal artistic language, instruction will direct a conceptual exploration of the human form. Proportion and form will be addressed but discovering your voice in clay and creating personally meaningful work is the goal. The dramatic and unpredictable results of sawdust firing will initially be explored with tiles and maquettes to demonstrate possibilities for the sculptural pieces. Two or three small pieces each will be fired but larger, subsequent pieces will not.

Indigo & Shibori

COURSE CODE ARTS1302

SECTION 41

INSTRUCTOR Harriet Boon

DATES July 29 – August 2, 2019

FEE \$393.39 (+ \$50 material fee payable to instructor)

For centuries indigo has been the used worldwide, from clothing for workers to regal garments. Learn techniques to create indigo vats for dyeing fabrics a variety of shades of blue. Instruction will also include a green indigo vat. Explore Japanese resist methods of clamping, stitching and binding – patterning known as Shibori. The fascinating history and culture of indigo will also be explored.



Jewellery – Mixed Metals, Patinas & Cold Joins

COURSE CODE ARTS1929

SECTION 41

INSTRUCTOR Vicki Sharp

DATES July 29 – August 2, 2019

FEE \$393.39 (+ \$100 material fee payable to instructor)

Etching, patinas and cold joins are one of the strongest trends in metalworking. Cut, punch, hammer, layer, rivet, etch, patina, and texture metals using techniques that tend to be looser and more forgiving than some processes. Beginning with raw sheet metal copper, brass and sterling silver, transform these metals into beautiful and sometimes edgy jewellery. Learn about many jewelers' tools and techniques through playful experimentation and exploration. Mistakes often wind up being a wonderful journey to the unexpected. Previous experience with metals would be helpful but isn't necessary.

Kids' Adventures in Animation

COURSE CODE ARTS1724

INSTRUCTOR Tammy Rae & Noelia Marziali

DATES July 29 – August 2, 2019

FEE \$118.95 (+ \$20 material fee payable to instructor)

AGE GROUPS SECTION 41: 9am – noon, 4 (as of Jan. 1) to 8 years old

SECTION 42: 1 – 4:30pm, 8 to 10 years old

This course is being offered in partnership with the Community of Making. See page 88 for more information about this exciting enterprise.

Old, deactivated phones and tablets will become animation stations in this adventurous exploration of animation. Create a character from clay, cardboard and other materials, learn how to give it personality, and then make a stop-motion movie with it starring in the lead role. Easy, step-by-step instruction will be provided and creativity enthusiastically encouraged as you work individually, in pairs, and in small groups. Some of the best animation in the world, and other kids' productions will be shown and the course will finish up with a short film festival of your work! Your clay character and a USB stick with the movies will go home with you. You're welcome to bring your own deactivated phone or tablet – the apps will be loaded for you. Please ensure the device is completely wiped clean. It's alright if you don't have one – we'll provide one for use during the course.

Kids' Design & Build with LEGO® Bricks

COURSE CODE ARTS398

INSTRUCTOR Rob Gray

DATES July 29 – August 2, 2019

FEE \$118.95 (+ \$10 material fee payable to instructor)

AGE GROUPS SECTION 41: 1 – 4:30pm, 4 (as of Jan. 1) to 8 years old

SECTION 42: 9am – noon, 8 to 10 years old

Plan, design, and ultimately building great structures using LEGO Bricks. Help brainstorm ideas and take an active role in the creative process as you and your classmates work on a different project each day. These projects may include LEGO City, theme parks, sports arenas, castles, under the sea, and more. There will be over 10,000+ LEGO Bricks for you to work with! Learn building techniques and develop skills in creativity, planning, critical thinking, problem-solving, presentation, and teamwork. Each day you will have the opportunity to present your amazing LEGO structures with your team. Discover and challenge your creative building skills with LEGO bricks.

Landscape Painting – Large Format

COURSE CODE ARTS2238

SECTION 41

INSTRUCTOR Ljubomir Ivankovic

DATES July 29 – August 2, 2019

FEE \$393.39

Painting with large brushstrokes is a means not only to accelerate the work; it also enables effective representation of the exact depth, density and air vibrations generated by winds, heat and humidity. The method enhances the alteration caused by light, thus intensifying the contrast between light and shadow. The richness of textures and spontaneous expression highlighted on a large canvas are often the result of good control of the broad brush. Explore the steps necessary to master this technique.

Courses for Kids, Youth and Teens

All course names for our younger artists start with 'Kids,' 'Youth' or 'Teen,' depending on the age requirement.

We've made some changes to the age groups – please register accordingly.

See page 95 for more information.



Glass Framework Techniques

COURSE CODE ARTS1760

SECTION 41

INSTRUCTOR Brad Sherwood

DATES July 29 – August 2, 2019

FEE \$393.39 (+ approx. \$100 material fee payable to instructor)

Flameworking is a method of shaping glass through the use of a torch. Glass is heated to a molten state and you then sculpt, blow and manipulate it, creating highly detailed and colourful glass objects. This course will provide you with a fundamental understanding of glass through the processes of flameworking. Beginning with the safe and comfortable operation of equipment, you will quickly progress to methods of shaping and constructing using a variety of tools and techniques. Working with a range of glasses, you will gain a solid foundation in flameworking practice that will allow for progression beyond the basics. Through lectures, demonstrations and hands-on practice, instruction will cover introductory methods of shaping and manipulating molten glass to advanced constructions, including blowing glass and the use of moulds. You are encouraged to bring an open mind and ideas that you would like to develop in glass. No previous glass experience is necessary.

This course will run simultaneously with Glass Framework Techniques II. Please clearly indicate which course you are registering for.

Glass Framework Techniques II

COURSE CODE ARTS1761

SECTION 41

INSTRUCTOR Brad Sherwood

DATES July 29 – August 2, 2019

FEE \$393.39 (+ approx. \$100 material fee payable to instructor)

This course is not suitable for beginners.

Building on basic methods and techniques you will learn advanced methods of flameworking design, construction and colour application. Develop skills to create advanced blown forms and multicomponent constructions. This course will consist of a review of studio safety and torch operation, demonstrations, lectures and hands-on practice. You are encouraged to bring ideas of projects you would like to achieve.

This course will run simultaneously with Glass Framework Techniques. Please clearly indicate which course you are registering for.



Mixed Media Stitchery

COURSE CODE ARTS2310 SECTION 41
 INSTRUCTOR Kate Carder-Thompson
 DATES July 29 – August 2, 2019
 FEE \$393.39 (+ \$20 material fee payable to instructor)

Much more than stitching – this course will begin with a review of fundamental embroidery stitches and progress to experimentation with their sculptural and mark-making potential. Take inspiration from historical artworks and contemporary artists as you explore various ways to alter the surfaces of paper and fabric before adding stitches. Abstract, expressive, a tad irreverent – the opportunities are endless.

Music – An Introduction to Home Recording

COURSE CODE ARTS2459 SECTION 41
 INSTRUCTOR Nicholas Russell
 DATES July 29 – August 2, 2019
 FEE \$393.39 (+ \$35 material fee payable to instructor)

Beginning with a demo or musical idea, this project-based course will give you the foundational skills of recording, mixing, producing and sharing your music using low or no-cost tools from home. Instruction suits the musician with no recording experience as well as those with some experience, looking to expand the scope of their home productions. Emphasis will be given to hands-on time capturing the best takes of your playing, and working with your mix. Beyond the technical side of digital audio recording, aspects of the process such as cultivating musicianship skills, feeling confident about your takes, and how to communicate your particular style through your recordings and other media will be discussed. Please bring your instrument(s).



Very welcoming environment; love the fresh air/nature of the atmosphere of learning.

~ SARAH REID

Painting & Collage – Unconventional Materials

COURSE CODE ARTS2435 SECTION 41
 INSTRUCTOR Rosemary Vander Breggen
 DATES July 29 – August 2, 2019
 FEE \$393.39 (+ \$40 material fee payable to instructor)

Experiment with new surfaces and with new approaches to old surfaces. With paint and collage incorporated, discover how different your art can look by changing the substrate you're working on. Instruction will focus on colour theory and design elements as they apply to new work. Daily discussions, critiques and introduction of different artists from history and current works will open minds to new ways of working. Individuality will be encouraged and all skill levels are welcome.

Plein Air Landscape Painting – Introductory

COURSE CODE ARTS2035 SECTION 41
 INSTRUCTOR Sam Paonessa
 DATES July 29 – August 2, 2019
 FEE \$393.39

Engage in the fundamental aspects of painting outdoors while exploring the artistic and creative opportunities of the landscape. Instruction will address painting principles such as tone, colour, form, texture and composition. Demonstrations, individual attention, and encouragement will increase your creative confidence and style. This course is suitable whether you have limited painting and drawing experience or if you are an experienced painter planning to develop skills further. You are invited to work with acrylic or oil paint in an environment that encourages individual freedom and expression. Weather permitting, the majority of class time will be held outdoors.



Pottery Throwing Camp – Intermediate/Advanced

COURSE CODE ARTS735 SECTION 42
INSTRUCTOR Rene Petitjean
DATES July 29 – August 2, 2019
FEE \$458.76 includes 3 bags of clay

This course is not suitable for beginners.

Have you ever wished you could spend several days just focusing on increasing your throwing skills? Do you feel that you have 'hit the wall' in terms of being able to throw...more efficiently, bigger pieces, more consistently, looser pots, tighter pots? This course will encourage and challenge you to learn new throwing techniques, increase your throwing skills, and practice, practice, practice. Throwing is a physical skill. It requires proper technique, good tools, and proper care of your body. Through a series of demonstrations, specific exercises, class discussions, inspirational videos, and lots of wheel time, you will have the opportunity to increase your throwing skill as well as develop a personal practice of pot-making. A pug-mill will be available to make reclaiming clay as easy as possible. It is not the intent of this course to cover glazing and firing. One bisque firing may be done to ease the transport of 'trophy pots'. A limber sense of humour and a willingness to cut pots in half will make the week much more enjoyable. Additional clay is available for purchase from the school at the cost of \$12 per bag. This clay will not be fired.



You've created a beautifully supportive environment in which to study art.

~ LORI THOMAS



Printmaking – Japanese Papers & Beautiful Botanicals

COURSE CODE ARTS2036 SECTION 41
INSTRUCTOR Stephanie Rayner
DATES July 29 – August 2, 2019
FEE \$393.39 (+ \$60 material fee payable to instructor)

Discover a unique way to use the natural beauty of real plants to make fabulous watercolour prints. Using the vibrant qualities of translucent colour and unique processes of nontoxic watercolour printmaking on the lush richness of thick printmaking paper, in combination with Chine Collé, explore printing botanicals on assorted coloured and embedded Japanese papers. Abstraction, design and the beauty of nature combine to achieve bold interpretive colours or softly veiled contrasts, and the minute definition of details, to produce prints that will surprise and enchant. You need not have previous experience in either printmaking or watercolours to create many exquisite prints. This process builds confidence, yet is constantly opening up new and exciting vistas to explore. You will also learn how to create these prints at home without a press. This is a wonderful class for nature and garden lovers as well as printmakers and other artists.

Screenprinting – Imagery & Texture on Fabric

COURSE CODE ARTS1151 SECTION 41
INSTRUCTOR Gunnel Hag
DATES July 29 – August 2, 2019
FEE \$393.39 (+ \$60 material fee payable to instructor)

Learn to mix and match your colour palette using environmentally friendly Colour Vie fabric pigments that you will use to print fabrics with imagery of your choice. Make an experimental as well as a permanent photo emulsion silkscreen and learn a variety of techniques for creating artwork. Your silkscreen can be washed and reused, enabling you to print countless colour combinations. Explore fabric texturing and experiment with the application of pigments on cloth by using brushes, foam applicators and scrapers, and build a surface structure for fabrics from scratch. Create textured layers by removing colour and pulling and manipulating the pigments while they are still wet, using a variety of everyday implements and found objects. Enjoy immediate and satisfying results.



Stained Glass – Introductory

COURSE CODE ARTS211 SECTION 41
 INSTRUCTOR Wendy Ladurantaye
 DATES July 29 – August 2, 2019
 FEE \$393.39 (+ \$60 material fee payable to instructor)

Stained glass is an exciting medium that uses light and colour to create delicate or dramatic, whimsical or practical results, regardless of your artistic abilities or experience. Basic history, design considerations, and techniques will be introduced as safe working practices and skills are developed. The material fee will cover the cost of the first two directed projects. Start with a sun catcher, using the foil method, and progress to the construction of a small panel, while discovering the considerations and limitations of the leaded method. Then, in a relaxed environment and with individual support, choose a larger, more complex project, working at your own pace and ability. Consider a larger panel, a small lamp, jewellery box, clock, or sculpture. Additional materials and supplies will be available for purchase.

This course will run simultaneously with Stained Glass – Intermediate. Please clearly indicate which level you are registering for.

Stained Glass – Intermediate

COURSE CODE ARTS213 SECTION 41
 INSTRUCTOR Wendy Ladurantaye
 DATES July 29 – August 2, 2019
 FEE \$393.39

This course is not suitable for beginners.

This course will challenge you to progress beyond good basic skills. Create an original design, use glass efficiently and effectively, and perfect skills and techniques using your choice of either the appropriate foil or lead came method. Safe studio practices will be emphasized as you work at your own pace and ability with individual support in a relaxed environment. Structure, reinforcement, the process of repairing stained glass, and use of rondels, bevels and clusters will be covered.

This course will run simultaneously with Stained Glass – Introductory. Please clearly indicate which level you are registering for.



Watercolour Painting – Big Skies, Clouds & Landscapes

COURSE CODE ARTS1665 SECTION 41
 INSTRUCTOR Martha Robinson
 DATES July 29 – August 2, 2019
 FEE \$393.39 (+ \$40 material fee payable to instructor)

This course is not suitable for beginners. Instruction is suitable for intermediate painters with a basic knowledge of materials and watercolour washes.

Setting the mood and adding movement in any landscape painting is the sky – dramatic, often dynamic, and changing from season to season. Each day will focus on a different aspect of painting the sky: this will include underpainting for seasonal colour changes; achieving bright summer skies filled with warmth, contrast and sunlit cumulus clouds; wet-in-wet storm-swept skies, and dramatically lit vistas. Step-by-step instruction in wet on dry and wet-in-wet techniques, lost edges, and colour mixing will guide you as you build painterly skies, and colour handouts will be provided as take-home reference. Photos including elements such as distant farm buildings, trees, fields, and water interest will be available (or you may bring your own) for reference, with additional instruction relevant to these subjects as desired.

Watercolour Painting – Experimental

COURSE CODE ARTS250 SECTION 41
 INSTRUCTOR Kal Honey
 DATES July 29 – August 2, 2019
 FEE \$393.39 (+ \$20 material fee payable to instructor)

Challenge your preconceptions about what constitutes a watercolour painting and how it might be created. Through both set and self-directed exercises, you will be encouraged to be as adventurous as possible in your media combinations, methods and subject matter. Group discussion and personal attention will enable you to better understand and develop your artistic vision. If you're already excited about your current direction – develop it, push it further. If you're stuck – become unblocked in a creative, non-threatening environment. If you're just beginning, explore the vast array of options and start to find your path and your voice. This course is both haven and launching point: personal expression and direction are paramount, and at every turn you will be encouraged to hear and trust your inner compass in boldly exploring new directions. All levels and abilities are welcome – you need only an open mind and an adventurous spirit.

Winter Moccasins & Buckskin Mittens

COURSE CODE ARTS2312 SECTION 41
INSTRUCTOR Kielyn Marrone
DATES July 29 – August 2, 2019
FEE \$393.39

Moccasins are the warmest, lightest, and coziest style of winter footwear. Discuss and explore these as well as other traditional winter clothing options as you completely make and personalize your winter moccasins. The second project is a pair of buckskin outer mittens with felted wool inner mitts. The outer shell is made from deer or moose hide, designed to cut the wind and protect your wool from abrasion. By using breathable, 33oz. wool blankets from Woolrich®, your hands will stay dry and comfortable as these natural materials wick away the moisture. Customize your creations through a variety of colours, decorative trims and yarn to really make these mittens your own. All materials required will be available for purchase in this fun and informative course. Material fee varies depending on project chosen, please refer to the material list for details.

Woodworking – Intermediate

COURSE CODE ARTS271 SECTION 41
INSTRUCTOR Sarah Rose Woods
DATES July 29 – August 2, 2019
FEE \$393.39 (+ \$275 material fee payable to instructor)

Project: Mid-century inspired coffee table

This course is not suitable for beginners. The ability to perform a variety of core woodworking activities and comfortably use hand and power tools such as a table saw, jointer, and planer is required.

Learn formative fine woodworking skills with an emphasis on wood movement and joinery techniques. Become comfortable using equipment ranging from large power to small hand tools requiring controlled movements and good fine motor skills. Instruction will review safety and cover the biological composition of wood, lumber selection, accurate marking and measuring, material processing, and wood construction, as well as best practices of finishing. A broad variety of techniques and processes will be addressed, and skills learned are easily transferable to a variety of furniture styles and hands-on projects.

Youth/Teen Drawing, Painting & Alternative Mark Making

COURSE CODE ARTS2359 SECTION 41
INSTRUCTOR Rebecca Reynolds
DATES July 29 – August 2, 2019
FEE \$287.98 (+ \$40 material fee payable to instructor)

This course is open to youth and teens from 10 to 18 years of age.

In a playful space, you're encouraged to try unexpected drawing and painting techniques, use unconventional materials, and challenge yourself in how you think about and approach mark-making. Learn about the work of various contemporary artists who have pushed the boundaries of art. Add new tricks to your artist toolbox while creating in a supportive and fun learning environment.

Youth/Teen Metal Jewellery Arts

COURSE CODE ARTS395 SECTION 41
INSTRUCTOR Susan Watson Ellis
DATES July 29 – August 2, 2019
FEE \$287.98 (+ \$45 material fee payable to instructor)


This course is open to youth and teens from 10 to 18 years of age.

You will be surprised at how easy it is to create things as intricate looking as the King's or Twist Chain. Learn these techniques and other skills to create current jewellery styles. After mastering the basics, cut, saw, form and decorate various metals into unique creations. As skills increase, you will start to develop designs for bracelets, cuffs, pendants, earrings, rings, key rings or chains. Decorate and personalize with beads, and tumbled stones.



**We are all woodworkers.
Some of us just don't know it, yet.**

– SARAH ROSE WOODS



AUGUST 5 TO 9, 2019

Abstracting the Landscape in Acrylics

COURSE CODE ARTS1668 SECTION 41
INSTRUCTOR Debra Krakow
DATES August 5 – 9, 2019
FEE \$393.39 (+ \$50 material fee payable to instructor)

Learn to simplify a scene to create an abstract landscape on canvas. The emphasis will be on a free and expressive approach, taking inspiration from the abstract landscapes of contemporary artists. You may work from photos, sketches, or your imagination. Learn to work in layers, using colour and a variety of acrylic mediums to create vibrant, textured underpaintings. These will be overlaid with layers of opaque colour and transparent glazes to bring your abstract landscapes to life. Instruction, suitable for beginners or experienced painters, will include daily demonstrations and lots of individual attention.

Acrylic Painting & Mixed Media Collage Open Studio

COURSE CODE ARTS2437 SECTION 41
INSTRUCTOR Rose Pearson
DATES August 5 – 9, 2019
FEE \$393.39 (+ \$15 material fee payable to instructor)

This course is not suitable for beginners.

Individual instruction will support and challenge you to further develop your vision and artistic practice. This studio opportunity is structured around your consultation with the instructor-as-mentor on materials, techniques, ideas, and process of vision-to-execution, to create your own body of work. Assess the evolution of your work in self and group critiques.

Alla Prima – Direct Painting

COURSE CODE ARTS2340 SECTION 41
INSTRUCTOR Ljubomir Ivankovic
DATES August 5 – 9, 2019
FEE \$393.39

This course is not suitable for beginners. An awareness of value relationships and colour mixing is required.

Alla prima, also known as direct painting or wet-on-wet oil painting, is an Italian term meaning “at first”. Entire paintings are completed in one or two sessions, using the technique, without waiting for the paint layers to dry completely. The charm of alla prima is that it retains the fresh and spontaneous feelings that come as you paint. It seems the most intuitive way to paint. The alla prima process begins with thinned oil paint for drawing. Spots of colour are then placed over the painting and filled in. Some paintings will be completed with just one layer and others may use multiple layers. The Impressionist movement made extensive use of this oil painting technique and is responsible for much of its popularity.

Blacksmithing

COURSE CODE ARTS38 SECTION 41
INSTRUCTOR Rene Petitjean
DATES August 5 – 9, 2019
FEE \$550.93 includes \$158 initial material fee

This course involves the use of hot forges and metal. You must be prepared to work independently with a high level of concentration, physical exertion and mechanical aptitude.

Learn the basics of blacksmithing in a hands-on studio situation. You will have an opportunity to learn the skills required to produce appealing and functional objects using traditional blacksmithing techniques. Instruction will provide an understanding of simple forging principles such as drawing out, punching, scrolling and more. Finishing techniques will also be stressed. Ample opportunity will be provided to practice what you’ve seen demonstrated. Please bring a project concept with you. Large or multiple projects will be subject to additional material fees. Additional material fees will be charged for large or multiple projects.



Creative Choral Music

COURSE CODE ARTS558

SECTION 41

INSTRUCTOR Sherry Squires

DATES August 5 – 9, 2019

FEE \$393.39 (+ \$25 material fee payable to instructor)

Experience the benefits and pure joy of the raised collective voice in a supportive environment. Free your creativity and develop and strengthen your voice while learning about singing in a choir. Discover a wide range of musical genres and explore a variety of topics including healthy singing, vocal warm-ups, ear training, reading music, vocal blending, listening critically and navigating a choral score. Gain a wealth of repertoire and a renewed sense of energy, creativity and joy. There will be several opportunities to perform throughout the week. Previous choral experience not required. The only prerequisite for this course is a love of singing.

Creative Choral Music II

COURSE CODE ARTS440

SECTION 41

INSTRUCTOR Andy Rush

DATES August 5 – 9, 2019

FEE \$393.39 (+ \$25 material fee payable to instructor)

This course is not suitable for beginners.

For the experienced choral musician, this course will focus on singing in harmony, modifying and perfecting arrangements, creating an ensemble, and community performance. There will be some time spent listening to choral music examples representing the 'state of the art', sharing stories from our own varied choirs, learning to use technology for writing music, recording and sharing music, creating musical accompaniment, and modifying arrangements to suit the ensemble's skills. Class time will not involve singing flat out for seven hours a day but will focus on a more limited repertoire and bringing it up to performance standard. You will have the opportunity to perform at various venues around the school.

Creative Writing

COURSE CODE ARTS61

SECTION 41

INSTRUCTOR Catherine Graham

DATES August 5 – 9, 2019

FEE \$393.39 (+ \$3 material fee payable to instructor)

This course will help you gain access to and develop your inner voice, helping you listen and respond to your writing. Learn how to tap into your creativity and strengthen your writing skills in a supportive workshop environment. Topics include getting started, character, dialogue, structure, description, point of view, and good beginnings. Step by step, you will experience the various components of the writing process; generating ideas/subject matter, first draft, the writing workshop, the art of revision and the final draft. This course can be taken repeatedly by new writers of fiction, creative non-fiction, poetry and memoir, as well as experienced writers who want to refresh and expand their skills.



...such a vibrant learning creative environment.

~ MAGGIE LIMANN



Decoy Carving – Contemporary Antique Style

COURSE CODE ARTS1928

SECTION 41

INSTRUCTOR Ken Hussey

DATES August 5 – 9, 2019

FEE \$393.39 (+ \$30 material fee payable to instructor)

Project: Peter Pringle Style Bluebill

Using simple hand tools learn to shape and carve a traditional decoy and progress to painting and ageing techniques to create the look and patina of a century-old decoy. Instruction is suited to the beginner carver but will also accommodate experienced students in the exploration of this unique style of decoy.

Drawn & Lasered

COURSE CODE ARTS2383

SECTION 41

INSTRUCTOR Jennifer Norman

DATES August 5 – 9, 2019

FEE \$393.39 (+ \$25 material fee payable to instructor and an additional Maker Space fee of approx. \$10 to \$30 per project, depending on complexity of design)

Combine traditional drawing with modern technology to bring your creative ideas to life. Begin with simple pencil and paper, applying various techniques such as negative space, composition, texture, and perspective. Armed with these tools and supportive guidance, work through your ideas and shape them into drawings. Once your drawing is complete, you will be introduced to the tools in the Centre for Making where your drawing will be delicately laser-engraved onto the lid of a wooden keepsake box.

Fibres, Feelings & the Creative Path

COURSE CODE ARTS2458

SECTION 41

INSTRUCTOR Ardath Finnabogason-Hill

DATES August 5 – 9, 2019

FEE \$393.39 (+ \$10 material fee payable to instructor)

A basic understanding of simple knitting is required but you won't need to read patterns.

Every woman has a life story that can be defined as a complex tapestry woven from the textures of experience and the colours of change. Sharing time with other women in a safe and supportive space, gather ideas and techniques through writings, poetry and stories. As a knitter, stretch your imagination and experience a unique artistic process in the creation of a beautiful wearable art shawl – a “wisdom wrap”. Without the confines of a pattern, use different sized needles, strips of favourite fabrics, natural and synthetic yarns, feathers, fur, shells, stones, jewellery, and other meaningful materials in an exploration of the creative process through the use of colour, texture and story. Discover and rediscover your innate creativity through ongoing freedom to ‘be with’ varying fibres, textures, colours and stitches. Trust your imagination and be inspired by the natural surroundings, through the use of story and music, and by the reality of endless possibilities. Instruction is suitable if you can knit, purl and cast on stitches.



Free Motion Machine Embroidery

COURSE CODE ARTS1257

SECTION 41

INSTRUCTOR Saskia Wassing

DATES August 5 – 9, 2019

FEE \$393.39 (+ \$20 material fee payable to instructor)

Develop the techniques and skills required to use your basic domestic sewing machine for free-machine embroidery (also known as free motion embroidery). This method uses the sewing machine as a drawing tool and creates marks and textures with fabric and thread. A series of technical samples will be created and various applications investigated, including cutwork, appliqué, quilting, and creating fabric with thread. Explore colour, pattern, texture, and image, playing with the many possibilities. These samples can then be developed with the potential to complete a two or three dimensional textile project. Ideas on how to source and develop individual work will be discussed, with the opportunity for expert critique and assistance. Emphasis is on developing your personal skills at your own pace. There will be a variety of projects available for reference and inspiration. Instruction is suitable for beginners and those who wish to further develop their machine sewing skills. You will be required to bring a sewing machine, in good working order, plus an embroidery or darning foot. If you are a beginner and not very familiar with your machine, please bring the manual for reference.

Glass Fusing, Slumping & Surface Decoration

COURSE CODE ARTS1496

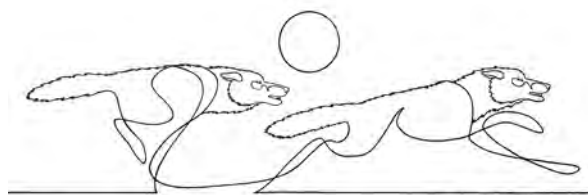
SECTION 41

INSTRUCTOR Kirei Samuel

DATES August 5 – 9, 2019

FEE \$393.39 (+ \$140 material fee payable to instructor)

Explore, experiment and discover the exciting possibilities of kiln-fired glass. Design, colour, kiln theory, fusing, slumping, and surface design techniques will be explored through a variety of projects including a panel, platter, tile and jewellery. Further enhance your work using pattern bars and etching for truly unique results. You will be required to supply or purchase (System 96) compatible glass for use in this class. Previous experience is not necessary to enjoy this course.



Indigenous History, Symbolism & Art

COURSE CODE ARTS2472

SECTION 41

INSTRUCTOR David Beaucage Johnson

DATES August 5 – 9, 2019

FEE \$393.39 (+ \$20 material fee payable to instructor)

Explore the stories and narratives of the Star Maiden, Grandmother Moon, Continuum, the Healer. This course will not only approach the practical aspects and techniques of art – such as colour, line, composition and techniques of applying acrylic paint to canvas and/or paper – it will also guide you through the diverse interpretations of Indigenous methods of expression. Gain an understanding of a wide variety of Indigenous art forms including pre-contact, traditional and contemporary. Become familiar with the use and significance of Indigenous worldview, traditional narratives, oral history, and symbolism in the art of Indigenous people. Through the medium of your choice (drawing with pencil or pen and ink or charcoal; painting in acrylics or watercolour on paper or canvas; or sculpture using Plasticine), push the limits of your artistic expression. A brief introduction to airbrushing techniques will also be included. Instruction is suited to beginner to advanced artists and would be ideal for schoolteachers looking for curriculum content regarding Indigenous Studies. There will be an optional interpretive field trip to the Peterborough Petroglyphs, Whetung Art Gallery, and an artist's studio in Curve Lake. Students choosing not to go will be accommodated with exercises in the studio.



Colourful creativity with fabric and thread led by artist, designer and educator Saskia Wassing.



These three jewellery courses will run simultaneously. Please clearly Indicate the level you are registering for.

Jewellery – Chain Making: Beginner

COURSE CODE ARTS46 SECTION 41
INSTRUCTOR Susan Watson Ellis
DATES August 5 – 9, 2019
FEE \$393.39

Chains – they can be delicate or heavy, traditional or modern, symmetrical or abstract. Learn to form wire and fabricate links which will be connected to create traditional and modern chain styles. Once you have mastered basic jewellery making skills, you'll be encouraged to experiment with proportions, materials and linkages to create your unique designs. The material fee will vary with individual projects.

Jewellery – Chain Making: Intermediate

COURSE CODE ARTS1495 SECTION 41
INSTRUCTOR Susan Watson Ellis
DATES August 5 – 9, 2019
FEE \$393.39

This course is not suitable for beginners.

Expand your chain making skills to include chain designs that require soldering, such as single link designs. You will also learn to manipulate soldered links to alter their shape from round to oval or curved as well as how to flatten and forge them using hammers and steel blocks. The material fee will vary with individual projects.

Jewellery – Chain Making: Advanced

COURSE CODE ARTS1659 SECTION 41
INSTRUCTOR Susan Watson Ellis
DATES August 5 – 9, 2019
FEE \$393.39

This course is not suitable for beginners.

Develop your chain making skills by exploring the techniques of fine chain fabrication. Link manipulation for this size of chain, element formation, and proportional considerations for your design will be addressed. The material fee will vary with individual projects.



Kids' Handbuilding Pottery

COURSE CODE ARTS798
INSTRUCTOR Lisa Barry
DATES August 5 – 9, 2019
FEE \$131.40 includes 1/2 bag of clay (+ \$5 material fee payable to instructor)
AGE GROUPS SECTION 41: 9am – noon, 4 (as of Jan. 1) to 8 years old
SECTION 42: 1 – 4:30pm, 8 to 10 years old

Fabulous pottery can be created without the use of a pottery wheel. Push, roll and pinch your clay in lots of creative ways as you explore traditional handbuilding techniques such as coiling, making pinch pots and working slabs. There will be a different project every day, making this class exciting and challenging. You'll be encouraged to be imaginative as you'll be making everything from teacups to spaceships!

Kids' Masks & Messes

COURSE CODE ARTS2470
INSTRUCTOR Rebecca Reynolds
DATES August 5 – 9, 2019
FEE \$118.95 (+ \$20 material fee payable to instructor)
AGE GROUPS SECTION 41: 1 – 4:30pm, 4 (as of Jan. 1) to 8 years old
SECTION 42: 9am – noon, 8 to 10 years old

Pack your imagination and be ready for adventure in this goopy, fun-filled week of art-making! Have fun creating fantastical paper-maché masks, giant 3D paper creatures, and paintings where you use everything BUT brushes.

Courses for Kids, Youth and Teens

All course names for our younger artists start with 'Kids,' 'Youth' or 'Teen,' depending on the age requirement.

We've made some changes to the age groups – please register accordingly.

See page 95 for more information.

Kitchen & Bath Design

COURSE CODE ARTS2374 SECTION 41
INSTRUCTOR Andria Cowan Molyneaux
DATES August 5 – 9, 2019
FEE \$393.39 (+ \$30 material fee payable to instructor)

Discover the keys to creating beautiful, functional spaces. These areas of the home provide ideal opportunities to create well-designed, practical, and efficient rooms that are also attractive and interesting. Instruction will focus on planning, communicating, specifying, and real construction considerations in the building or renovation of a residential kitchen or bathroom. With the highest rate of return, these rooms are worthy of extra effort in the combination of purpose and aesthetic.

Landscape Painting – Plein Air & Studio

COURSE CODE ARTS2439 SECTION 41
INSTRUCTOR Sam Paonessa
DATES August 5 – 9, 2019
FEE \$393.39

This course is not suitable for beginner plein air painters.

Enjoy the best of both worlds – paint and sketch in the field and then develop colour studies and sketches in-studio. The first half of the course will consist of Plein air painting, followed by the remainder of the time in-studio. Instruction will include demonstrations and is suited to oil and acrylic painters.

Life Drawing & 3D Model Making

COURSE CODE ARTS2336 SECTION 41
INSTRUCTOR Marta Scythes
DATES August 5 – 9, 2019
FEE \$393.39 (+ \$10 material fee payable to instructor)

This course will help you understand and depict the muscles and bones that define the structural anatomy of the human form. Learn to interpret the figure, head, and face accurately and expressively using 2D contours, gestures, proportional line drawings and then progress to learning 3D model making to produce small maquettes (a small scale model or draft of an unfinished sculpture). A variety of dry media will be used to broaden choices and achieve different results in 2D drawing clay will be used for the 3D studies. Attention to lighting and plane changes of the figure will be addressed to understand and depict form. Male and female models will be studied for comparative analyses. Instruction will include daily demonstrations. This course is suitable for all skill levels to work in a relaxed, encouraging atmosphere.

Make a Living from Your Art – A Starter Kit

COURSE CODE ARTS2453 SECTION 41
INSTRUCTOR Linda Rutenberg
DATES August 5 – 9, 2019
FEE \$393.39

The myth of the starving artist needs to be questioned and eradicated. Living from your work is possible. Leverage your work and use the ideas and stories behind your creations to generate income and eventually earn a living from the proceeds. Who you are, what you do, what you want, and what you need will all be explored and clarified. Mission statements, websites, landing pages, messaging, your audience, and a marketing strategy will be addressed. Instruction is specifically for visual artists, encouraging consideration of the notion of earning a living from creative work, and will include one-on-one coaching as well as tools to get started. Given the number of hours needed in-studio, it is essential to integrate digital skills and the use of social media as a means of engaging with the market. These strategies will protect the precious studio time needed for creation.

Mosaics

COURSE CODE ARTS136 SECTION 41
INSTRUCTOR Annette Blady Van Mil
DATES August 5 – 9, 2019
FEE \$393.39 (+ \$20 material fee payable to instructor)

By definition, a mosaic is a surface decoration made by inlaying small pieces of coloured glass, stone or tile to produce a pattern or image. Discover the unusual, creative, innovative and fun world of mosaics. Gain an appreciation of the history and techniques and, by blending traditional and modern techniques, create some amazing works of art. Basic techniques will be taught through hands-on demonstrations. Turn your broken tiles, chipped china, cracked pots, smashed glass, old buttons, and mirrors into masterpieces. Make the ordinary extraordinary! All skill levels will benefit from this course.

Painting & Collage – Miniatures

COURSE CODE ARTS2365 SECTION 41
INSTRUCTOR Rosemary Vander Breggen
DATES August 5 – 9, 2019
FEE \$393.39 (+ \$30 material fee payable to instructor)

Explore the advantages of working in miniature. Creating within a limited scale opens up your artistic practice. This course will include both painting and collage in small format. Your subject in repetition can help to develop ideas, quickly moving you to new expressive strategies in progression. Instruction will focus on elements of design, colour theory, and historical movements to uncover new ideas to add to your art practice. Working in miniature has many advantages and applications; ease of transport and storage, compilation into larger work, and a valuable way to problem solve before working large. This course is designed for all skill levels from beginner to advanced.





Passionate Paint I

COURSE CODE ARTS1877 SECTION 41
INSTRUCTOR Al Van Mil
DATES August 5 – 9, 2019
FEE \$393.39

Learn to best express your passions in the visual language of paint. Develop abstracted imagery from real subject matter to build a vocabulary of expressive tools. A series of lectures, demonstrations and projects, plus individual attention will advance levels of artistic insight. Work in a positive and encouraging environment, using the paint medium of your choice. Explore interesting ways of interpreting still-life, landscape and the figure, to find your passion in paint. Reacting to your new repertoire in a free and uninhibited manner will help you discover your own style of painting. This course is about staging your painting and will offer a multitude of options for effective presentation of your ideas. All levels of experience are welcome.

This course will run simultaneously with Passionate Paint II. Please clearly indicate which level you are registering for.

Passionate Paint II

COURSE CODE ARTS2081 SECTION 41
INSTRUCTOR Al Van Mil
DATES August 5 – 9, 2019
FEE \$393.39

This course is not suitable for beginners. Previous painting experience is required.

In this interactive course, you will develop abstracted imagery from real subject matter to build a vocabulary of expressive tools. A series of lectures, demonstrations and projects, plus individual attention will advance levels of artistic insight. Work in a positive and encouraging environment, using the paint medium of your choice. Explore interesting ways of interpreting still life, landscape and figure to find your passion in paint. Reacting to your growing perspective in a free and uninhibited manner will help you discover your style of painting.

This course will run simultaneously with Passionate Paint I. Please clearly indicate which level you are registering for.

Photoshop

COURSE CODE ARTS1752 SECTION 41
INSTRUCTOR Michael Bainbridge
DATES August 5 – 9, 2019
FEE \$393.39

Basic Windows skills are essential and required. Photoshop itself is practically identical on both Mac and PC, however, so instruction applies to both platforms.

Ansel Adams said, "The negative is comparable to the composer's score, and the print to its performance". The ability to digitally manipulate images provides vast opportunities ranging from simple correction of imperfections to highly artistic applications and results. Restore, enhance, or completely alter an existing image. Learn the basics of choosing appropriate file types and options for web and print, and complete digital manipulation techniques using advanced tools including the selective application of effects and filters, and layers. Taking photographs is not part of the instruction – please bring digital images. This course is intended for and taught using the full version of Photoshop CC but may also be suitable for Photoshop Elements users (lite version) as nearly all of the tools and practical techniques are transferable. There is no instruction given in the use of Elements specifically, however.

Pottery – Raku: Copper Matte, Patinas & Lustres

COURSE CODE ARTS1975 SECTION 41
INSTRUCTOR Michael Sheba
DATES August 5 – 10, 2019 (6 days)
FEE \$519.65 includes 1 bag of clay

This course is not suitable for beginners. Previous Raku experience is required or permission from the instructor.

This six-day advanced-level professional development course is a challenging exploration of the technical aspects of various Raku effects. Topics will be systematically studied and results evaluated one by one so that successful outcomes can be obtained at will. There will be a thorough study of effective firing and post-firing reduction techniques as they relate to Metallic Lustres and Patinas. Particular emphasis and time will be spent on using these techniques as a basis for obtaining successful results with the spectacular but elusive technique called Copper Matte. Instruction will encourage an experimental approach and emphasize process rather than production. There will be daily firings and, time permitting, Raku kiln design will be discussed. Please bring 10 bisqued pieces using Raku Clay. A maximum class size of 12 ensures individual attention.

Precious Metal Clay – Mould & Fire

COURSE CODE ARTS703 SECTION 41
INSTRUCTOR Shannon Kennedy
DATES August 5 – 9, 2019
FEE \$393.39 (+ \$380 material fee payable to instructor)

Bring your jewellery or art designs to life using Metal Clay. Art Clay Silver Metal Clay is a medium that moulds like clay but fires to 99.9% pure silver metal. It can be manipulated into virtually any shape. Learn various techniques such as filigree (syringe type), burnout methods, applique, hollow forming, carving, attaching findings, layered leaf, synthetic stone setting, firing, and polishing. Design a minimum of four projects with possibilities ranging from rings, pendants, and earrings, to a non-wearable art piece. Vitrea 160 paint for enameling will also be addressed.

SoulCollage®

COURSE CODE ARTS2128 SECTION 41
INSTRUCTOR Elise Laviolette
DATES August 5 – 9, 2019
FEE \$393.39 (+ \$20 material fee payable to instructor)

Using collage, discover a playful and profound approach to self-discovery, self-expression, and self-compassion. Originated by Seena Frost, SoulCollage is a process of playing with images to create a deck of cards with deep personal meaning. In combination with other expressive art forms such as poetry, journalling, music, movement, and storytelling, incorporate the use of SoulCollage cards to deepen your connection with yourself and your inner wisdom. This course will be of interest to professionals seeking another skill set or to those who are looking for time and space to reflect, create, and “come home to self”. No artistic experience or skill is required.

Watercolour Basics

COURSE CODE ARTS2233 SECTION 41
INSTRUCTOR Marg McIntyre
DATES August 5 – 9, 2019
FEE \$393.39 (+ optional \$90 kit fee payable to instructor)

Discover the beauty of watercolour. In an encouraging, relaxed atmosphere and through step-by-step instruction, learn about different types of paper, brushes and paints. Colour mixing, watercolour washes and several painting techniques will be covered, and you will also benefit from some basic drawing and composition lessons. Daily demonstrations and continuous feedback will complement instruction.

Community Arts Events

Check out some Haliburton-area arts events on page 92.

SATURDAY & SUNDAY, AUGUST 10 TO 11, 2019

Timber Framing – Introduction to Design Workshop

COURSE CODE ARTS383 SECTION 41
INSTRUCTOR Glenn Diezel
DATES August 10 & 11, 2019
Saturday: 9:00am to 4:30pm
Sunday: 9:00 to 1:00pm ← NOTE
FEE \$136.04

This workshop is a required prerequisite to the Timber Framing weeklong course and involves site visits, requiring attendance on Sunday. The group will meet at the college at 9am on Sunday morning and will travel to various Timber Frame structures until approximately 1pm.

This workshop will introduce you to the design, construction and finishing of a timber frame home. Topics to be discussed include timber frame design and terminology, timber selection, sizing and engineering, site considerations and floor plan layout, enclosing the frame, electrical, plumbing and finishing details. This will provide a good overview for anyone interested in building or buying a timber frame home.

These courses will run simultaneously. Please clearly indicate which level you are registering for.

Youth/Teen Build Your Own Skateboard Deck

COURSE CODE ARTS1914 SECTION 41
INSTRUCTOR Sarah Rose Woods
DATES August 5 – 9, 2019
FEE \$287.98 (+ \$15 material fee payable to instructor.
The kit fee – dependent on board choice, will be collected by the school at time of registration.)

This course is open to youth and teens from 10 to 18 years of age.

Use the innovative techniques created by the Roarokit Skateboard Company in Maui, Hawaii to build your own skateboard deck. Learn how to build a professional quality longboard or street deck using seven layers of Canadian hard maple veneer, a one-sided foam mould and atmospheric pressure. Then, using basic woodworking tools like surfboards and sandpaper, you will prepare the deck for graphics. Your creativity will make your deck a one-of-a-kind design as you apply your own graphics using stencil and paint techniques. No previous woodworking experience is required. Please reference the material list for deck details, choices and costs. This kit fee will be collected upon registration.

Wheels and trucks are not included in your kit.

Youth/Teen Build Your Own Skateboard Deck II

COURSE CODE ARTS1827 SECTION 41
INSTRUCTOR Sarah Rose Woods
DATES August 5 – 9, 2019
FEE \$393.01 includes skateboard kit (+ \$15 material fee payable to instructor)

This course is open to youth and teens from 10 to 18 years of age, who have previously taken Youth/Teen Build Your Own Skateboard Deck.

Take the next step and build a custom deck using your woodworking experience, hand-made moulds and of course, your own design flare to create a deck that will show off your advanced skills and eye for style. Instruction will introduce you to mould-making, deck layout and new graphic techniques.

Wheels and trucks are not included in your kit.





AUGUST 12 TO 16, 2019

Iron Sculpture

COURSE CODE ARTS113 SECTION 41

INSTRUCTOR Rene Petitjean

DATES August 12 – 16, 2019

FEE \$550.93 includes \$158 initial material fee

This course involves the use of hot forges and metal. You must be prepared to work independently with a high level of concentration, physical exertion and mechanical aptitude.

This course will introduce you to the unique world of iron sculpture by blending traditional and modern techniques to create amazing and unusual sculptural pieces. Skills learned will aid in the production of both indoor and outdoor sculpture as well as yard art. Learn basic forging, welding, and cutting techniques. Traditional finishes, colour and patination will also be addressed. Please bring a project plan. If you are returning to this course, you will be encouraged to work on projects at an appropriate skill level. There will be an emphasis on coal and propane forge work. Additional material fees will be charged for large or multiple projects.



I work with multiple materials, such as fabrics, branches, wire, copper, paper and ceramic shards, creating an assemblage as part of a visual language suggesting a story. The narrative speaks of gathering the work of divergent cultures, histories and generations.

– ALICE VANDER VENNEN

Mixed Media Textile Assemblages

COURSE CODE ARTS2275 SECTION 41

INSTRUCTOR Alice Vander Vennen

DATES August 12 – 16, 2019

FEE \$393.39 (+ \$30 material fee payable to instructor)

Juxtapose fibre art with natural materials to create a framed, stitched, three-dimensional textile assemblage. Allow the rich textures, brilliant colours and nuanced lines of stitched textiles to interact with the mysterious beauty of the imprinted stone, the gentle branch or a fragile leaf. Incorporate fabric transfers of precious photos, and tell a story with the remnants of an heirloom quilt. Create an evocative and exciting composition that combines the work of our hands with that of Mother Nature's. Work with a variety of textiles, including remnants of our own stitched, embroidered and embellished work, new fabrics, and found pieces of textiles that catch your eye.

Painting – Scaling Up

COURSE CODE ARTS2448 SECTION 41

INSTRUCTOR Rhoda Payne

DATES August 12 – 16, 2019

FEE \$393.39

Step into the terrifying, mystifying, and deeply satisfying world of working large. Whether you're a fearless beginner or an experienced painter you'll be encouraged to develop your personal vision in a supportive and challenging environment. Discover the physicality, unique rhythms and freedom that large scale brings as you build the confidence and the skills to express yourself more freely and boldly through scale. You are welcome to work in any water-based media and to paint/draw on canvas, paper or any other large (or large composite) surfaces of your choice. Please refer to the materials list for detail.

Pencil, Pen & Ink Explorations

COURSE CODE ARTS1491

SECTION 41

INSTRUCTOR Marta Scythes

DATES August 12 – 16, 2019

FEE \$393.39 (+ \$2 material fee payable to instructor)

Suitable whether you love to draw from the natural world or the imagination, instruction will provide an immersion in the discipline of drawing. Through a series of exploratory exercises, learn graphite and ink drawing techniques, wash applications, and dry pigment painting to produce rich black and white images on a variety of supports. Analyses of light and shadow and resulting contrasts of value will be central to achieving intriguing images. Historical and contemporary references will be introduced for inspiration and critique. A variety of subjects will be studied, but you will be encouraged to work from the imagination and to abstract chosen subject matter. The intent is not only to develop technical skills but to foster risk-taking and build confidence to use drawing as an integral part of everyday life.

Pottery – Understanding Glazes

COURSE CODE ARTS347

SECTION 41

INSTRUCTOR Michael Sheba

DATES August 12 – 17, 2019 (6 days)

FEE \$496.73 includes 1 bag of clay

The complicated subject of glaze technology will be made simple by learning easy-to-understand, basic principles. The choice and role of raw materials and their characteristics will be studied using line blends and other experimental methods to create various effects including texture and colour responses. You will be introduced to computer glaze calculation software as a tool to determine percentage and unity formulas so that glazes can be analyzed, compared, altered, new glazes formulated and glaze faults identified and corrected. Although you will work in Cone Six Oxidation, the universal principles learned will apply to all glazes and temperatures. Actual glazes will be tested and time permitting, projects of individual interest will be initiated. A maximum class size of 12 ensures individual attention.

Quilting Open Studio

COURSE CODE ARTS2331

SECTION 41

INSTRUCTOR Judith Dingle

DATES August 12 – 16, 2019

FEE \$393.39

This course is not suitable for beginners.

Bring any quilt-related project to develop; be it a new design or an unfinished piece never quite resolved to your satisfaction. Work on your unique independent project(s), problem-solving, testing new design concepts and developing a stronger sense of your design aesthetic – all within a supportive, open studio environment. Presentations and discussions will review basic design principles and revisit a myriad of surface design techniques. Methods of incorporating your personal experiences, style and unique stories into your designs and encouraging the development of a personal profile through journaling will be examined. All of this will be interwoven with one-on-one consultations and positive guidance regarding the directions and concepts of your work. Morning roundtable discussions and presentations will bring together the ideas, questions, interests and unique contributions of each member of the class opening up fascinating new paths and directions of mutual interest. Be prepared for an immersion in productive “serious play” and critical thinking that will provide a deeper understanding of your present aesthetic and chart a meaningful path for future endeavours.



Timber Framing

COURSE CODE ARTS298

SECTION 41

INSTRUCTOR Glenn Diezel

DATES August 12 – 17, 2019 (6 days)

FEE \$447.37

Students must attend the Timber Framing – Introduction to Design Workshop prior to taking this course. Learn the age-old craft of building with heavy timber using mortise and tenon wood joinery and oak pegs. This course will provide a comprehensive introduction to timber frame design. Instruction on wood selection, tool use and methods for enclosing the frame will be provided. Reference to books, slides, videos and optional participation in after-school tours will provide you with exposure to different timber frame structures and techniques. This is a hands-on course where you will lay out and cut the joinery for a complete frame, assemble it and end the week with a good old-fashioned ‘barn raising’.

Watercolour on Canvas

COURSE CODE ARTS1734

SECTION 41

INSTRUCTOR Margot Snow

DATES August 12 – 16, 2019

FEE \$393.39 (+ \$30 material fee payable to instructor)

This course is not suitable for absolute beginners. Basic knowledge of watercolour painting is required.

Explore techniques that are best suited for this surface and discover mediums that will enhance your work. Investigate drawing, composition, colour and watercolour techniques such as negative space and glazing. Instruction will guide you through surface preparation to sealing and varnishing your finished work. If you are a tight painter, this technique will loosen you up as you work in a positive and encouraging environment. Beyond the creative possibilities, this technique removes the need for heavy frames, matting and glass.

AUGUST 17 TO 24, 2019

Registration for these courses opens June 3, 2019.

The Ontario Spinners' Certificate Program is a six-level program developed by the Education Committee of the Ontario Handweavers and Spinners (OHS). With sufficient registration, each of the six levels will be offered in succession.

Completion of each level of study involves eight days of instruction, followed by independent homework assignments that are completed, mailed to instructors, and evaluated throughout the year.

OHS Spinning Certificate Program – Level III

COURSE CODE ARTS475 SECTION 41
INSTRUCTORS Elizabeth Abbott, Wendy E. Bateman,
Harriet Boon, Roslyn Darling, Donna Hancock,
Louise Jackson, Julia Lee
DATES August 17 – 24, 2019
FEE \$593.09 (+ \$80 material fee payable to the class
treasurer on the first day)

Prerequisites: Participants are required to have successfully completed ARTS338 OHS Spinners Certificate Program – Level II.

Course of Study: Preparation and spinning techniques for five fleece types – twist and its relationship to diameter. Spinning to end use, time management techniques as related to spinning and end use products. Mohair, Mohair blends, multiplying and Navajo plying, exotic and lichen dyes, use of after-baths, dye tests, dye safety.

OHS Spinning Certificate Program – Level VI

COURSE CODE ARTS147 SECTION 41
INSTRUCTORS Elizabeth Abbott, Hazel Alexander,
Wendy E. Bateman, Harriet Boon, Louise Jackson,
Julia Lee, Beth Showalter
DATES August 17 – 24, 2019
FEE \$593.09 (+ approx. \$70-\$80 material fee payable
to the class treasurer on the first day)

Prerequisites: Participants are required to have successfully completed ARTS146 OHS Spinners Certificate Program – Level V.

Course of Study: Evaluation of handspun products; novelty yarns; creative dyeing; analysis and duplication of commercial yarns; instructional techniques; resumes and portfolios; design challenge assignment; and in-depth studies.



Everyone responds to colour. Colour is the main focus of my work.

– BETH ABBOTT

AUGUST 19 TO 23, 2019

Youth/Teen Pottery

COURSE CODE ARTS1613 SECTION 41
INSTRUCTOR Lisa Barry
DATES August 19 – 23, 2019
FEE \$325.44 includes 1.5 bags of clay (+ \$10 material
fee payable to instructor)

This course is open to youth and teens 10 to 18 years of age.

Learn to throw on a potter's wheel and have fun with exciting handbuilding techniques. Use these techniques to create mugs, bowls and a wide variety of objects. There will be demonstrations with the wheel, attaching spouts and handles and a full exploration of decorative techniques. Exercise your imagination and practice your new skills to create meaningful objects and master the potter's wheel.

Courses for Kids, Youth and Teens

All course names for our younger artists start with 'Kids,' 'Youth' or 'Teen,' depending on the age requirement.

*We've made some changes to the age groups
– please register accordingly.*

See page 95 for more information.




TORONTO FALL 2019

ARTEMBASSY, TORONTO, ONTARIO

ArteMbassy

*These courses will be held at
ArteMbassy in Toronto, Ontario.*

*Registration for Fall courses will be accepted
as of July 2, 2019.*



SEPTEMBER 2 TO 6, 2019

Abstraction to Non Objective Painting

COURSE CODE ARTS1079 SECTION 41

INSTRUCTOR Steve Rose

DATES September 2 – 6, 2019

FEE \$393.39

LOCATION ArteMbassy, Toronto

This course is designed to take you into the realm of non-objective painting, whether you are an experienced or novice painter. Starting with a number of warm up exercises and projects, subject matter will gradually be reduced until you are painting with no subject at all. You will be encouraged to work on your own projects or the instructor can assign topics and/or approaches for you and your work. Non-objective painting can be challenging but the skills learned and the added freedom of expression would benefit any art practice.

SEPTEMBER 9 TO 13, 2019

Expressionism – Power, Passion & Paint

COURSE CODE ARTS1689 SECTION 41

INSTRUCTOR Steve Rose

DATES September 9 – 13, 2019

FEE \$393.39

LOCATION ArteMbassy, Toronto

Expressionism is a very unique approach and experience in artistic movements. It is an artistic force that is intense and highly personal. Essentially expressionism offers an opportunity to paint with subject matter but the overall feeling is one where the emotion is more important than the accurate depiction of objects. Content will range from portraits, to landscape, human and animal forms, to still life – all super charged with profound energy and impact. Instruction is ideal if you crave a freer attitude in your work and/or want to step outside your own creative comfort zone into a different realm.



KLEINBURG FALL 2019

McMICHAEL CANADIAN ART COLLECTION, KLEINBURG, ONTARIO



Haliburton School of Art + Design is pleased to be affiliated with the renowned McMichael Canadian Art Collection in Kleinburg, Ontario.

The McMichael Canadian Art Collection is unique in its devotion to collecting and exhibiting Canadian art. Renowned for its collection of paintings by Canada's most famous artists, the Group of Seven,

the gallery's permanent collection also includes works by other well-known Canadians, including the Group's contemporaries, First Nations, and Inuit artists.

Located in Kleinburg, Ontario, the gallery nestles amid 100 acres of serene woodlands overlooking the Humber River Valley. Reminiscent of the landscapes that inspired many of Canada's artists, this setting combines with the art within the gallery to make the McMichael the perfect venue for an introduction to or to learn more about Canada, its peoples, their cultures, and their history.



FALL 2019

These courses will be held at the McMichael Canadian Art Collection in Kleinburg, Ontario.

These courses are not suitable for beginners.

Registration for Fall courses will be accepted as of July 2, 2019.

SEPTEMBER 2 TO 6, 2019

Contemporary Landscape Painting – Advanced II

COURSE CODE ARTS1533

SECTION 41

INSTRUCTOR John Leonard

DATES September 2 – 6, 2019

FEE \$393.39

LOCATION McMichael Canadian Art Collection, Kleinburg

SEPTEMBER 9 TO 13, 2019

Contemporary Landscape Painting – Advanced II

COURSE CODE ARTS1533

SECTION 42

INSTRUCTOR John Leonard

DATES September 9 – 13, 2019

FEE \$393.39

LOCATION McMichael Canadian Art Collection, Kleinburg

Build on your technical and conceptual awareness, focusing on contemporary potentials.
There will be an emphasis on personal expression and creativity.



PETERBOROUGH FALL 2019

FLEMING COLLEGE SUTHERLAND CAMPUS, PETERBOROUGH, ONTARIO



The following workshops will be held at the Sutherland Campus in Peterborough.

OCTOBER 19, 2019

Accordion Fold Books & Beyond Workshop

COURSE CODE ARTS2479 SECTION 49
INSTRUCTOR Fay Wilkinson
DATES October 19, 2019
FEE \$122.22 (+ \$15 material fee payable to instructor)
LOCATION Sutherland Campus, Peterborough

Explore the accordion fold book form and stretch its boundaries. Instruction will include one-page tunnel books, books with pockets, and fold-outs. The simplicity of the construction will enable time spent with each page, playing with wet and dry media, print-making, and stitching. Your creations then become fine containers for your words, imagery, story, or poetry. Absolutely no previous art-making experience is necessary.

Harmonica – Beginner Workshop

COURSE CODE ARTS2090 SECTION 49
INSTRUCTOR Carlos del Junco
DATES October 19, 2019
FEE \$122.22
LOCATION Sutherland Campus, Peterborough

Discover this remarkable and unassuming little instrument. Learn how to hold the traditional 10-hole diatonic harmonica (the one that Bob Dylan and progressive blues players like Little Walter and Paul Butterfield use), how to achieve good tone and the basics of playing single notes. Playing an easy train rhythm, a scale, and a couple of basic melodies based on the scale is the goal of instruction. Time and circumstance permitting, an introduction to bending notes will also be included. Instruction is suited to those with no previous experience. You will be required to bring a good quality instrument such as a 'Hohner' brand, in the diatonic key of 'C'. Please see the material list for additional details.

Image Transfer & Collage on Various Surfaces Workshop

COURSE CODE ARTS2305 SECTION 49
INSTRUCTOR Victoria Wallace
DATES October 19, 2019
FEE \$122.22 (+ \$20 material fee payable to instructor)

LOCATION Sutherland Campus, Peterborough

Discover creative, efficient, and dramatic methods for successful acrylic image transfers onto your artworks. From acrylic skins to instant image transfers, learn the best ways to apply them; from collage to mixed media and more. Emphasis will be placed on exploring applications onto a variety of surfaces, including gessoed Masonite, wood, raw canvas, and Plexiglas. This workshop is suitable for beginners to professional artists.

Nuno Felting Workshop

COURSE CODE ARTS1742 SECTION 49
INSTRUCTOR Susan MacDonald
DATES October 19, 2019
FEE \$122.22 (+ approx. \$35 material fee payable to instructor, depending on project size)

LOCATION Sutherland Campus, Peterborough

Create a unique one-of-a-kind, show-stopping work of art with a little fibre, a little silk, some soap and water, and a few simple processes. Learn about an ancient craft that's fashionably at home in this modern world. Your project can be adapted to make a scarf, neck warmer, tube/ring scarf, table runner, bed end or virtually whatever you can imagine.

HALIBURTON FALL 2019

HALIBURTON SCHOOL OF ART + DESIGN, HALIBURTON, ONTARIO

OCTOBER 21 TO 25, 2019

Composition & Colour for Painting

COURSE CODE ARTS1326

SECTION 41

INSTRUCTOR Janine Marson

DATES October 21 – 25, 2019

FEE \$393.39 (+ \$25 material fee payable to instructor)

This course is not suitable for beginners.

Learn about the elements and principles of design and how to utilize them in constructing good compositions. Discover how to establish value patterning and determine the key of your paintings. Colour theory will be explored through exercises designed to strengthen your observation skills to identify subtle nuances of colour in hue, value, and chroma. Value and colour are inseparable when learning to mix colour accurately. Landscape or nature-based subject matter can span from semi-abstract to representational, to more realist in approach. You can work in the media of your choice – oils, acrylics in heavy body, fluid or high flow, watercolour or pastels. Constructive one-on-one guidance and critiques, group discussion, and demonstrations will establish a sound knowledge in the working methods of these mediums.

Creative Writing – Ignite Your Potential

COURSE CODE ARTS706

SECTION 42

INSTRUCTOR Nora Zylstra Savage

DATES October 21 – 25, 2019

FEE \$393.39

Get inspired – get REALLY inspired. Whether you're a novice or professional, fiction or non-fiction writer, these writing exercises and styles will motivate and enthuse. This hands-on, high energy course provides an encouraging and safe space for discovering different genres, writing styles, and techniques including dialogue, story components, personal narratives, non-fiction, poetry, essays, perspectives and journal entries. Have fun responding to numerous multimedia prompts and stimuli. Experiment with writing tools such as clustering, mind mapping, rapid writing, storyboarding, stair structures and more. Let these triggers be a starting point for expanding your writing horizons and creativity. There will be time to share and receive positive feedback on your work.



Janine (Marson) is so upbeat that once she enters a classroom your fear melts away.

– R. BELBECK

Registration for Fall courses will be accepted as of July 2, 2019

Fees quoted in the Fall 2019 session apply to the 2018/19 academic year and are subject to Ministry of Advanced Education and Skills Development increases.

Dry Stone Walling

COURSE CODE ARTS1833

SECTION 41

INSTRUCTOR John Shaw-Rimmington

DATES October 21 – 25, 2019

FEE \$393.39

Learn the elements of traditional dry stone walling as well as present day adaptations and potential developments of the walling craft as it exists in Canada. Instruction will address techniques for building a simple dry stone wall including cheek-ends, batter throughstones, building stones, base work, hearting, coverbands, and various forms of wall coping including vertical coping and turf top. The group will collaborate to collectively build a new dry stone garden feature. There will be a strong emphasis on using local stone and designing walling projects according to the material at hand. There will be no man made materials such as manufactured stone or gabion cages utilized. Discussions and references will also include dry stone sculpture and various other manifestations of dry laid work including ovens, fireplaces, fire pits, gates, cairns, benches, bridges and arches.



Landscape Painting – Inside & Out

COURSE CODE ARTS2232 SECTION 41
INSTRUCTOR John Anderson
DATES October 21 – 25, 2019
FEE \$393.39

This course is not suitable for beginners.

Learn to create from a reference photo. Explore the process of creating great landscape compositions from photo references. Using your camera to see as a painter and printing the results for reference will provide the basis for studies. Employ a variety of techniques and develop a number of approaches to successful paintings. You are welcome to work in oils or acrylics.



Learning to paint is learning to see all over again, only better!

– JOHN ANDERSON

Landscape Painting – Seasonal Details

COURSE CODE ARTS2314 SECTION 41
INSTRUCTOR Rod Prouse
DATES October 21 – 25, 2019
FEE \$393.39 (+ approx. \$40 mandatory material fee payable to instructor)

This course is not suitable for beginners.

Painting the changing seasons is a Canadian tradition. Being able to analyze and incorporate aspects of composition and design that bring forward seasonal details is useful knowledge. Instruction will examine design imperatives that define seasonal details in landscape painting. This is primarily an advanced studio course with a few sketching excursions to collect current seasonal data.

Mosaics

COURSE CODE ARTS136 SECTION 42
INSTRUCTOR Annette Blady Van Mil
DATES October 21 – 25, 2019
FEE \$393.39 (+ \$20 material fee payable to instructor)

By definition, a mosaic is a surface decoration made by inlaying small pieces of coloured glass, stone or tile to produce a pattern or image. Discover the unusual, creative, innovative and fun world of mosaics. Gain an appreciation of the history and techniques and, by blending traditional and modern techniques, create some amazing works of art. Basic techniques will be taught through hands-on demonstrations. Turn your broken tiles, chipped china, cracked pots, smashed glass, old buttons, and mirrors into masterpieces. Make the ordinary extraordinary! All skill levels will benefit from this course.

Paint Like the Group of Seven

COURSE CODE ARTS2188 SECTION 42
INSTRUCTOR Al Van Mil
DATES October 21 – 25, 2019
FEE \$393.39

Learn to paint like Tom Thomson and the Group of Seven. Discover and practice the unique techniques this group of artists employed as you gain a more expressive grasp of landscape painting. Instruction is suitable for beginners, those new to acrylics or oils, or the experienced artist wishing to advance skills. You will be interpreting your reference materials and, depending on the weather, working outside.

Stained Glass – Beginner/Intermediate

COURSE CODE ARTS2442 SECTION 41
INSTRUCTOR Lisa Moss
DATES October 21 – 25, 2019
FEE \$393.39 (+ \$125 material fee plus snowshoe frame payable to instructor)

Projects: Small lampshade and a larger piece for installation in a snowshoe.

Beginners will be introduced to safety, glass cutting, design considerations, and stained glass structure, construction, and reinforcement, while experienced students will be challenged to further develop skills through more intricate design. Instruction will address the foil method of construction only.

Totem Carving

COURSE CODE ARTS354 SECTION 42
INSTRUCTOR Wayne Hill
DATES October 21 – 25, 2019
FEE \$393.39 (+ \$60 material fee for pole or \$30 material fee for mask blank, payable to instructor)

Design and carve a four-foot West Coast totem pole or an individual mask. Working hands-on and side-by-side with other carvers you will learn the traditional processes that produce the best results. A short lesson on history and traditions will provide a better understanding of totems and the social implications of this medium.



SATURDAY, NOVEMBER 2, 2019

Chain Bracelet Workshop

COURSE CODE ARTS1677 SECTION 41

INSTRUCTOR Susan Watson Ellis

DATES November 2, 2019

FEE \$122.22 (+ approx. \$50 material fee payable to instructor, if purchasing silver)

Learn to form, saw and connect silver links to construct a multiple link bracelet such as the King's Chain, Parallel Chain, or Chain Mail. Sterling silver will be available for purchase from the instructor, or you may bring 10 to 12 feet of 1mm, 1/2 hard sterling silver wire and a sterling lobster clasp.

Embroidery for Crazy Quilting Workshop

COURSE CODE ARTS1593 SECTION 41

INSTRUCTOR Chari-Lynn Reithmeier

DATES November 2, 2019

FEE \$122.22 (+ \$15 material fee payable to instructor)

Learn many of the traditional crazy quilt embroidery stitches including Feather, Herringbone, Buttonhole, Cretan, Lazy Daisy and French Knot. Explore stitching with beads, and apply charms and buttons to a crazy quilt block. Combining stitches to create new patterns will complete your piece.

Folded Metal Ornaments Workshop

COURSE CODE ARTS888 SECTION 41

INSTRUCTOR Todd Jeffrey Ellis

DATES November 2, 2019

FEE \$122.22 (+ \$55 material fee payable to instructor)

Start your season by making an assortment of unique metal Christmas ornaments for your tree. Through simple metal forming techniques, you will fold, bend and twist wire rod and sheet metal into colourful tree decorations suitable for indoors and outdoors. Your creations will become treasured family keepsakes!

Herbal Soaps, Salts & Soothing Salves Workshop

COURSE CODE ARTS2277 SECTION 42

INSTRUCTOR Linda Lee Purvis

DATES November 2, 2019

FEE \$122.22 (+ \$65 material fee payable to instructor)

With increasing concern for chemical build-up within our bodies, natural options gain appeal. Acquire numerous techniques, recipes, and details to make a variety of body care products that feature the virtues of nature, including herbs, essential oils, fruit oils, beeswax, and other pantry items that can produce gentle, effective, and pleasing alternatives to commercially prepared consumables. Learn cold-process soap-making from scratch and experiment with a simple meltable soap base to customize a personalized outcome. A discussion on essential oils, safety, and key characteristics of many oils will preface their use. Recipes for making petroleum-free lip balms and healing herbal salves for soothing skin complaints will provide insight into how infused vegetable/fruit and carrier oils can nourish and soothe skin, ease tense muscles, and aid symptoms of colds and flu. Additionally, you will gain an understanding of the benefits of various salts and how they can be used beneficially for bath and body applications. Although the cold-process soap making will be done in demonstration format, some pre-measured components will be provided to easily replicate the demo done in class. Hands-on projects include customized soap bars, lip balms, herbal infused salves, bath salts, bath bombs, foot nuggets, and exfoliating body scrubs.

Kitchens – Finishing Touches Workshop

COURSE CODE ARTS2460 SECTION 41

INSTRUCTOR Andria Cowan Molyneaux

DATES November 2, 2019

FEE \$122.22

Discover the keys to creating beautiful kitchens, with emphasis on the final touches. Discussions will include your specific spaces and how to beautify them. Instruction will focus on colour, fabric, materials, and the use of social media for planning inspiration. Real construction considerations in the building or renovation of a residential kitchen will also be addressed. With the highest rate of return, kitchens are worthy of extra effort in the combination of purpose and aesthetic.



Nuno Felting Workshop

COURSE CODE ARTS1742 SECTION 41

INSTRUCTOR Susan MacDonald

DATES November 2, 2019

FEE \$122.22 (+ approx. \$35 material fee, depending on project size, payable to instructor,)

Create a unique one-of-a-kind, show-stopping work of art with a little fibre, a little silk, some soap and water, and a few simple processes. Learn about an ancient craft that's fashionably at home in this modern world. Your project can be adapted to make a scarf, neck warmer, tube/ring scarf, table runner, bed end or virtually whatever you can imagine.

Pen, Ink & Watercolour Workshop

COURSE CODE ARTS1955 SECTION 41

INSTRUCTOR Marta Scythes

DATES November 2, 2019

FEE \$122.22 (+ \$1 material fee payable to instructor)

Explore the beauty of watercolour painting combined with pen and ink drawing. Learn various watercolour and ink techniques including methods that combine the two mediums. You will also learn the properties, brands and uses of different tools and materials. Basic colour mixing and composition will be addressed while studying and interpreting flora and fauna. Analysis and application of line, value and texture will be central to designing and achieving pleasing images. The intent is to explore, build confidence and have fun. Instruction is suitable for all skill levels.



Visual and Creative Arts Diploma (VCAD)

You will gain a well-rounded introduction to art history, contemporary art practices and design. In the foundation year you will work with a range of media, experimenting with new approaches and expanding your idea of what art is while discovering your creative aspirations. Complete your diploma by choosing one of our specialized art certificates for an immersive studio experience.

Your Future

Graduates start their own studio practices, work in the fine art and cultural sector, and with various commercial enterprises.

flemingcollege.ca/programs/visual-and-creative-arts-diploma


14 Required Foundation-Year Courses

- 3D Design – Studio
- Art History – The Recent Century
- Contemporary Art Investigations Design I
- Drawing Disciplines
- Media Explorations I
- Visual Documentation
- Business for Artists
- Concept Development
- Design II
- Media Explorations II
- Portfolio and Presentation
- 2 General Education Electives

Specialty Options

Then choose your specialty from one of our 15-week Art Certificate programs:

- Artist Blacksmith
- Ceramics
- Digital Image Design
- Drawing and Painting
- Fibre Arts
- Glassblowing
- Jewellery Essentials
- Moving Image Design
- Photo Arts



Integrated Design Diploma

Within the next ten years, over 5 million jobs will be lost to automation (and robots). Skills such as creative thinking, problem solving and empathy for humanity, other species and the well-being of the planet will be your key to success. Integrating the visual arts, design, craft and the latest technology in an intense and meaningful way, students in the Integrated Design diploma program dig deep to prepare themselves for the next paradigm shift and a life in design, while alerting themselves to the complexities of material culture and issues of sustainability. Design has an unrivalled influence on and responsibility for the future of our planet and our species. Designers, like you, will shape and define the world around us.

Design your future now!

flemingcollege.ca/programs/integrated-design

Pathway to Graphic Design

For the second year (third semester) of the diploma program, you can choose to specialize by selecting one of our art/design certificates, or apply for direct entry into year two of the Graphic Design – Visual Communication program. Space is limited for this pathway. Please see our website for details.

Your Future

Integrated Design graduates are encouraged to continue their post-secondary studies in the design specialization of their choice. Former graduates have gone on to study: Industrial Design, Fashion, Animation, Illustration and Philosophy, amongst other design disciplines. You might also decide to start your own business or develop your Design Thesis project further. You might also consider an entry-level position in the design industry. The possibilities are endless.

Your INSTRUCTORS

Beth Abbott has studied a wide variety of fibre arts for over 40 years, taking dozens of courses and workshops and developing her own work. She is a graduate of the Fibre Arts Certificate program at St. Lawrence College and earned a Master Spinner Certificate from Georgian College in 1990. She has delivered workshops in Canada and the US and has won many awards for her work. Beth is the author of *Icelandic Fleece - A Fibre for All Reasons* (2001). A teacher of high school and adults for 33 years, she retired to a second career of teaching and writing about fibre arts. She brings a long love of fibre arts, fabrics and fibres to her courses.

Duncan Aird is a practicing studio potter, dedicated to creating functional pottery for everyday living. He explores glaze movement through the use of slip and texture in both oxidation and wood firings. His work has been exhibited in both group and solo exhibitions, nationally and internationally, where it has been among the award winners. Duncan has been teaching ceramics for more than a decade at the Dundas Valley School of Art as well as Mohawk College, where he is currently also the Ceramics Technician. www.airdpottery.com

Hazel Alexander graduated, with distinction, from the Ontario Handweavers and Spinners Spinning Certificate Course. She enjoys teaching all levels of spinning from beginning to more advanced skills, including designer yarns and various fibres such as cotton, camelid fibres, silk and mohair blends. Hazel enjoys spinning a wide variety of fibres and exploring new techniques to showcase them.

Laurie Allan-Ungeitis found her passion for fibre and textiles after visiting a friend's sheep farm in New York, where she discovered the joys of spinning and weaving. Learning to knit and sew at a young age from her mother, gave her an early love of all things textile. She enjoys multi-harness weaving in a wide variety of structures and continues her studies toward a Master Weaver designation. Her most recent study has been weaving with recycled textiles and their incredible diversity with societal benefits. Laurie is recognized for her motivating enthusiastic teaching style. While nurturing creative opportunities, she emphasizes the importance of a strong technical foundation.

Yves Ameline is a graduate of Queen's University and l'Ecole des Hautes Etudes Commerciales in Paris, France. His artistic career began at age ten when he was given his first camera and blossomed after he retired from a 33-year business career and began studying at the Haliburton School of Art + Design. His award-winning acrylic paintings have been exhibited in countless juried shows and several solo shows. An enthusiastic teacher and passionate student of art history, he has had extensive teaching experience, most notably at York University, both in the MBA program and the Division of Executive Development.

Jan Anderson became a committed fabric artist-quilter after taking her first course at the Haliburton School of Art + Design. After experimenting and creating with glass, wood, stone, paper and wire, she is addicted to the texture, diversity and colour of textiles. Jan manipulates wax, wool rovings, rust, paint, dye, pigment, canvas, cotton, origami, embellishments, and more to produce unique wall hangings. She has over seventeen years of teaching experience at colleges and universities in Ontario and is recognized for her passion, creativity and innovation, touched by humour and motivation. www.bytheriverstudio.ca

John Anderson is an enthusiastic studio and on-location painter. His excitement about the language and the process of painting is infectious. When not fulfilling duties as Curry's Education Sales Manager, he is painting or teaching here and in Europe as well. John's first major influence was the work of Andrew Wyeth; later it was the Group of Seven and Tom Thomson. Zone and Sorolla figure into the equation in a significant way as well. His interest in the work of North American Impressionists such as Aldro Hibbard was followed by interest in contemporary plein air painters like David Curtis, Trevor Chamberlain, Kevin MacPherson and Richard Schmid. John's work is a blend of many of these painters, along with his own presentation of light and colour. His work focuses on strong compositions filled with the mood of the moment. Light is fleeting - its impact leaves a profound impression - learning to see that and capture it in paint is his passion. John is represented by Ethyl Curry Gallery in Haliburton, Marlowe Gallery, Barrie, Double Doors Gallery, Anten Mills, Blue Mountain Foundation for the Arts Gallery in Collingwood, and Riverside Gallery, London, UK. www.johndavidanderson.ca

Norma Araiza is a performer, choreographer, instructor, and registered psychotherapist of Yoeme descent, originally from Mexico. She has studied different disciplines within the arts, blending dance, theatre, vocals, percussion, and storytelling with cultural and traditional themes, especially from her Indigenous background. She uses these modalities in her Expressive Arts Therapy practice. Norma has completed her Master's Degree in Dance Ethnology at York University and graduated from the Expressive Arts Therapy Program at the CREATE Institute in 2006. She is currently working at Hospice Toronto, as the Expressive Arts Therapy (EXAT) Program Coordinator, focusing on life threatening illnesses, palliative care, anticipatory grief, and grief and bereavement. She also has a small private practice.

Frith Bail has a BA in Fine Arts and Education from Goddard College in Vermont and a Master's in Professional Studies in Art Therapy from the Pratt Institute in New York. Working with the female image has been a core form in her body of work and her passion has been the exploration of sawdust firing. She loves the magic and unpredictability of the process. Frith has shown in Ontario, Quebec and Boston and at Nuit Blanche in Toronto for four years. Her work has been widely exhibited, most recently in group shows at the Orillia Museum and the Mad and Noisy Gallery in Creemore.

Judith Bainbridge is a multi-media artist, retired from Heraldic Art and Calligraphy commissions for the Federal Government and the Governor General. These commissions include painting, calligraphy and gilding for the Merchant Navy Book of Remembrance, and for the Grant of Arms and flag for Nunavut. She specializes in mediaeval scripts on calfskin, gilding and traditional decoration in gouache. She now enjoys modern lettering on three-dimensional objects such as art books, sculpture, mobiles and furniture. Judith is a founding member of the Calligraphy Society of Ottawa and has been teaching calligraphy, gilding, and related arts across Canada since 1981. www.judithbainbridgecalligraphy.weebly.com

Michael Bainbridge worked for ten years as a cameraman and director of photography in film and TV before switching full-time to still photography. Since then, his work has been sold privately, exhibited publicly, and featured internationally. He now specializes in art and specimen photography for museums and private collectors. Michael is a frequent guest speaker at major conferences in his field, teaches photography and digital manipulation regularly, and does Photoshop work and pre-press processing for other photographers. www.theoccurrence.ca

Verity Barrett has a Master's degree in Social Work and has spent over 30 years working with children, youth, and families as a parent therapist, CAS worker, and counsellor in children's mental health clinics. She specialized in trauma, using Sandtray-Worldplay and expressive arts extensively in her work. Recently retired from clinical practice to focus on numerous creative projects, she has used a combination of expressive arts and ceremony to enrich both her personal life, clinical practice, and in workshops.

Lisa Barry is a graduate of Sheridan College's Ceramics Program and has also achieved a BFA from the Alberta College of Art and Design. Lisa has a broad range of experience with various pottery techniques as well as kiln firing processes. An artist of note, she has exhibited nationally and continues to develop herself as an artist through workshops and learning opportunities. Lisa brings a passion and energy to her teaching that ensures a lively and creative atmosphere for her students.

Wendy E. Bateman teaches weaving, spinning, braiding, creativity, textile science, and colour and design for textiles. She is a graduate, with distinction, from the Ontario Handweavers and Spinners Spinning Certificate program, a Master Spinner, a graduate of Sir Sandford Fleming College's Visual and Creative Arts Diploma Program and has been the owner of Fibres WEB studio for over 40 years. She has received numerous design, originality and judges' choice awards for her work and enjoys teaching her craft and sharing her environmental ideas. A recipient of the Enviro Hero for the Arts Award and an OHS Merit Award, she is recognized and for being environmentally attentive through her art practice.

David Beaucage Johnson has been a professional artist since the age of 16, and his artwork now hangs in collections worldwide. He has collaborated on books and educational resources with knowledge-keepers such as Basil Johnston and other respected elders and Indigenous scholars. The range of his expertise with different mediums includes stone carving, leatherwork, quillwork, flint knapping, sculpture and casting, painting, life drawing, woodcarving, and even computer animation. The foundation of his teaching philosophy is interconnectedness which inspires a cascade effect of creativity.

Catherine Benoit, at eight years old, saw a glass blower and that was it. She fell in love. Her studies focused on art, and after exploring several mediums, Catherine graduated from Espace Verre in 2002. She has been creating utilitarian and decorative objects in glass since. In addition to making, she also loves teaching glassblowing. Her two favourite techniques are glassblowing and kiln casting. Catherine's pieces reflect her second passion: dance. The flamboyant colours of the costumes and the sensual curves of the dancers translate through her artistic vocabulary. Ardour, passion, and love of life emerge from her creations as much as they do from her.

Annette Blady Van Mil is a graduate of OCAD U. For many years, she has worked as an architectural and interior designer on projects all over North America, but painting has always been her first love. Annette has spent several years developing her unique approach to painting using mixed media, found objects, stained glass and encaustic. It is this diverse and open-minded approach to media and materials that inspires her mosaics and artwork. The popularity of the style she has developed has allowed her to pursue art on a full-time basis. www.annetteblady.com

Harriet Boon is a spinner, dyer, weaver, and retired shepherd. She earned her Master Spinner certification in 1976 and continues as an instructor in Spinning Certificate programs. Her involvement with fibres and natural dyes spans five decades, during which time her education was enriched through travels in Europe and Asia. Harriet teaches workshops in Canada and the US.

Steven Botelho graduated from Sheridan College as an illustrator and has illustrated numerous children's books. A diverse artist, his love for chalk pastel brought him an abundance of work as a wildlife artist, and he's created puppets for stage shows and theater productions. More recently, he started Our Space, a school-touring puppet program that brings awareness and acceptance of mental health issues and personal disabilities. Also a stage performer and director, Steven has been involved with musical theater for 12 years. He loves sharing his talent, knowledge, and passion for the arts. Following in the footsteps of his idol Jim Henson, creator of the Muppets and Sesame Street, he's thrilled to share his story and important messages through creative processes. To quote Steven, "What is it that you're meant to do? Tell your own story"

October Browne has been playing guitar for more than 30 years and singing for 20. She has recorded four CDs on which she plays guitar, mandolin, cittern, bodhran and fiddle. Her composition "Waterford Girls" was chosen as the first track on the Borealis Records release "Six Strings North of the Border" in 2006. October can also be heard on compilations with artists such as George Michael and Bruce Cockburn. She has become known for her intimate, heartfelt guitar instrumentals, emotive singing, and is one of a small handful of women who play fingerstyle guitar professionally. October has played around the world in various musical capacities that range from musical director and band member, to accompanist and soloist. She has performed and toured with artists such as Oliver Schroer, Owen Pallett, Loretto Reid, Kirk Elliott, The Hidden Cameras, Madlove, The Harbord Trio, Cindy Thompson, Jamie Snider, Pat O'Gorman and Andy Stochansky, Anne Lederman, Brenna MacCrimmon and Laurel MacDonald. Recently October has been touring North America as a solo artist as well as in a duo with P.E.I. jazz singer Teresa Doyle, and with Celtic band 'Nollaig'. www.octoberbrowne.com

Toni Caldarone is an artist, instructor, and freelancer - a Maker. She has been teaching children and adults for over 16 years with a variety of organizations; currently through Neilson Park Creative Centre, in addition to Haliburton. Toni is a mixed-media expressive artist where her life's journey and her creative vision have allowed her the opportunity to translate her skills into hands-on experiences with her students. She sells her artwork through exhibitions, art fairs, commissions and private sales. Toni encourages her students' creativity through positive experiences and a supportive atmosphere.

Kate Carder-Thompson holds a Bachelor of Fine Arts from Concordia University, a Bachelor of Education from the University of Toronto, and is a Master of Fine Arts candidate at Western University. She has exhibited her work at various public galleries in Ontario and frequently instructs textile and drawing-related courses. Kate is a member of the Fibre Arts Certificate faculty at the Haliburton School of Art + Design, teaching fundamental sewing skills, project design and surface alteration techniques such as embroidery. Her recent artistic practice explores textile systems and skills as pathways to re-embodiment personal and domestic histories. www.katecarderthompson.wordpress.com

Tony Clennell is a second-generation potter that has taught workshops in Canada, the US, Japan, China, Korea, Wales, and Italy. He has a Master of Fine Arts from Utah State University and is a member of the Royal Canadian Academy of Arts. Tony has written more than 55 articles for ceramic journals and has exhibited in museums and collections in North America, Europe, and Asia. He is the author of *Stuck in the Mud* and celebrated blogger. smokieclennell.blogspot.com

Albert Cote graduated from Brock University with BA degrees in Visual Arts and Education. His natural artistic abilities, imagination, visual arts background, and his experience in operating a quilt store for many years has served as a starting point for a very successful longarm and fibre arts career. He has many commissioned pieces in the Niagara area as well as a throughout Canada and the US. His innovative classes and trunk shows are an attraction for many people in the quilting world.

Andria Cowan Molyneaux is a multi award-winning interior decorator, designer, and certified ageing in place specialist. She is accredited by the National Association of Home Builders (NAHB) and Decorators & Designers Association of Canada (DDA Canada), and she is national chair of DDA Canada's board of directors. Her company, ACM Designs, specialises in interior decorating and design of lakeside homes, cottages and businesses in and around Haliburton County. www.acm-designs.com

Art Cunanan, born in the Philippines and educated at the University of Santo Tomas in Manila, emigrated to Canada in 1976. He works primarily in watercolour but also enjoys painting in oil and acrylic. The challenges and unpredictability of watercolour always surprises, making it is his medium of choice. Art regularly conducts workshops across Canada, the US, and Europe. Most of his works are in private and corporate collections in Canada, the US, Australia, the Philippines, and Europe. Art is also an elected member of the prestigious Canadian Society of Painters in Watercolour. www.artbcunanan.com

Jay Dampf's classes attract both the curious beginner and the more experienced artist because he has an ability to create an atmosphere of infectious enthusiasm and relaxed, constructive learning. At present, he teaches 13 classes weekly in a variety of media, techniques and personal pursuits, as well as weekend seminars in drawing, painting, and drawing for woodcarvers. His reputation has recently earned him invitations to judge woodcarving shows, as well as the Award of Teaching Excellence from the Toronto Board of Education. Jay's art has won many awards in Canada and the US, and virtually all of his works are hanging on walls across North America. His artistic interests are as varied as his education and experience, which include the prestigious, specialized art program at Central Technical School, and George Brown College's Fine & Commercial Arts program, followed by several years in the advertising and design industry. Jay's interests in wildlife, art and archaeology have sparked extensive travels through Africa, South America and Europe. These sources of inspiration are reflected in his continuing artistic growth.

Roslyn Darling has been a hand spinner and yarn designer for many years. She particularly enjoys the contrast between spinning bulky wool yarns for rug hooking floor mats one day, and then spinning fine silk, cotton and linen threads for knitting and weaving the next. Blending colours and fibres are an endless source of pleasure. She is an incorrigible collector of fleece, spindles and wheels. Roslyn completed the OHS Handspinning Certificate Program in 2014. She is a member of the Toronto Guild of Spinners and Weavers, and currently serves as the Spinning Education Chair for the Ontario Handweavers and Spinners. Roslyn enjoys teaching spinning and fibre preparation techniques to all ages, in many different venues.

Philip Davis has been fascinated by musical instruments for a very long time. Early attempts at building an instrument of any kind were note-worthily bad. Probably because of this, he took it rather seriously and studied in Toronto, then London, England, and later Frankfurt, Germany to 'get it right'. Philip now sees instrument making as more of a personal exploration but can cover a wide range of techniques and strategies for finding the right personal musical goal. As a Maker, he is represented by instruments and bows across Canada, the US, England, and Germany. He has maintained a professional practice of building and restoring since 1985 and has taught musical instrument construction since 1980 at OCAD University and since 1997 at the Haliburton School of Art + Design.

Holly Dean acquired her artistic knowledge and skills through an amalgam of life experience, workshops, exploration, study, practice and extensive research and is, for the most part, self-taught. Now Holly teaches art workshops and courses in her Merrickville studio and on the road. Her friendly and nurturing teaching style encourages students to get in touch with their intuition and share in her joy of exploration and play in art. Holly's own art comes to life in layers of colour, texture and words. She finds inspiration in classical and fantasy literature, abbey ruins, ancient trees, and nature in all her aspects. Her paintings are often abstract, with great depth and mystery. www.hollydean.com

DeAnn deGruijter is a professional actress, theatre teacher, Arts & Education Consultant and Expressive Arts Facilitator. She holds an MFA in Theatre and Teaching and is a graduate of the Expressive Arts program at Haliburton School of Art + Design. DeAnn has performed at both Stratford and Shaw festivals as well as on stages large and small across Canada and abroad. She starred in the hit musical *Mamma Mia!* and in many productions at Toronto's Young People's Theatre. DeAnn worked in political satire at CBC radio comedy for many years and currently voices Mayor Goodway on the popular animated children's series, *Paw Patrol*. She has taught acting for young adults with the Canadian Opera Company, York University, Young People's Theatre, and various school boards throughout southern Ontario. She also runs *The Pilot Project*, a drama and expressive arts workshop program for seniors in the Greater Toronto Area, while advocating for *Prescribing Arts in Healthcare*. Her classes are all infused with mindfulness, emotional intelligence, and her signature sense of humour.

Carlos del Junco is one of those players whose music is so advanced that when it comes to awards, it's either retire the category or rephrase the question to "Best Harmonica Player Not Named Carlos". This includes two Gold Medals from the Hohner World Harmonica Championship in Trossingen, Germany, as well as multiple national awards. To say he plays the harmonica is like saying "Jimi Hendrix plays guitar". He blows the blues harp through a prism - suddenly it seems he's holding every colour in the musical rainbow right there in his hands. Carlos has been touring in Canada, the US and Europe for the last 15 years and has also taught extensively, both privately and small workshops. This will be a unique opportunity to learn from one of the world's best diatonic harmonica players. www.carlosdeljunco.com

Glenn Diezel has been a busy timber framer since 1979 and runs a timber frame and woodworking company. A lifelong member of the Timber Framers Guild of North America, he has been involved with and has instructed at many of the guild's workshops and projects throughout Canada and the US.

Gary Diggins has maintained a private therapeutic practice for over three decades. His approach combines counselling with 'soundwork as soulwork'. He has taken his processes to African communities affected by conflict and, for the past two years, has been bringing the work to communities and institutions in Israel, such as Hebrew University. As a multi-instrumentalist, Gary has composed for film, recorded on dozens of projects, and performed internationally. He is currently also involved in the arts centre, Silence. His book, *Tuning the Eardrums*, has been published by Friesen Press. www.garydiggins.com

Judith Dingle is a full-time textile artist. Since 1978 her work has been exhibited in solo and group shows in Canada, the US, Europe, New Zealand, Japan, and Taiwan. She is well known for her architecturally scaled quilted wall hangings and textile constructions commissioned for residential and corporate interiors. Corporate clients include Seiko, Xerox, Rolex, Bristol Place Hotel, C-I-L, Extendicare, and a 15' x 8' silk donor quilt for the Yee Hong Wellness Foundation. Her work is also located in many public collections such as the Textile Museum of Canada in Toronto, the Claridge Bronfman Collection in Montreal and the National Museum of Civilization in Ottawa, as well as in private homes throughout the world. She has won acclaim and awards for her work, including Canada Council and Ontario Arts Council awards and her flat and constructed quilts have been widely published in magazines and books such as *The Art Quilt* by Robert Shaw. Judith is a respected teacher and lecturer who has taught extensively for over 25 years and is known for providing a supportive atmosphere for development and exploration.

Marybeth Leis Druey is an Expressive Arts facilitator and artist who integrates the arts with meditation, reflection, and her work with the Hamilton charity, Student Open Circles. She leads groups and individuals in exploring self-expression through various creative mediums, facilitating growth in self-awareness, meaning-making, leadership, and engagement in social justice. Her vibrant artistic works are exhibited locally, in international publications, and in many private collections. Marybeth is a graduate of the Expressive Arts Ontario Graduate Certificate Program at Haliburton School of Art + Design, Fleming College, received her B.Ed. at the University of Western Ontario, and is a trained Spiritual Director through the Ontario Jubilee program.

Suzi Dwor has a Master's in Art Education and has studied in the US, Paris, and Mexico. An accomplished artist and teacher, she taught Fibre Design at Buffalo State University and is currently working in a program called "Learning Through the Arts" in the Niagara public schools. Her students describe her as extremely creative, intuitive, knowledgeable, and energetic. Suzi makes paper of incredible colour and quality that is used for collage and three-dimensional works of art. She trained in paper-making and fibre design at Kent State, Ohio; Cleveland Institute of Art, Fleming College, and Buffalo State University. Suzi also runs workshops for Wellspring Cancer Centre and Niagara Mental Health, as well as private retreats. Her achievements are many and include juried exhibits and workshops at the Albright Knox Gallery, Buffalo; Canada Koffler Gallery, Toronto; Rodman Hall, St. Catharines, Jordan Art Gallery; 100 American Craftsmen, NY; as well as across the US and southern Ontario.

Todd Jeffrey Ellis received an arts diploma from Niagara College in 1970 and completed his degree at OCAD U, attaining his B. Des. He has worked extensively in various areas of the arts: teaching, directing, and set, prop, and furniture designing. His love of metalwork took hold when he discovered chasing, repoussé, and the moving of metal in 1995. Since that time he has studied at OCAD U, George Brown College, the Haliburton School of Art + Design and through extensive studies with such renowned masters as Lois Etherington Betteridge, Brian Clarke, Charles Lewton Brain, and Don Stuart. In 2000 Jeffery was awarded 'Best Holloware Award' in the Metal Arts Guild's 'Under Glass' Exhibition. In 2003 he participated in a group exhibition at Metalurge in Toronto, which showcased his expertise in the decorative form. He has taught at Niagara College, York University, Toronto Teacher's College, and the Haliburton School of Art + Design, and served on the executive of the Metal Arts Guild of Canada for seven years. In 2008 he was published in 500 Metal Vessels. In 2010 he had an exhibition with Susan Watson Ellis at the Ontario Craft Council Gallery, and Jeffrey and Susan created the window display for the Guild Show during the 2010 Film Festival. www.silversmith.ca

Sandee Ewasiuk, a graduate of OCAD U, has participated in many group and solo exhibitions and her paintings can be found in corporate and private collections around the world. She currently divides her time between painting and teaching art at the Dundas Valley School of Art and The Art Gallery of Burlington. She recently spent a month in Thailand as an artist-in-residence, exploring painting and mixed media.

Margaret Ferraro's artwork includes pastel, oil, and acrylic painting and is rooted in traditional style while playing with some level of abstraction. An adventurous and always experimental use of colour are signature qualities of her work. Since 2008, she has led painting trips to Central and South America, France, Italy, Spain, Costa Rica, and most recently, Peru. She has exhibited widely in the Ottawa area, as well as with the Pastel Society of Eastern Canada (Montreal), Pastel Artist of Canada (various locations across Canada, Toronto, Vancouver), the Pastel Society of America (New York City), and more. Margaret is a seasoned instructor of not only pastel, but also underpainting for pastel, and creativity courses on how to find your voice and progress as an artist. www.margaretferraro.blogspot.com

Ardath Finnbogason-Hill believes that we are all creative "Be-ings" and she loves to experience the discovery or rediscovery of hidden talents of those who participate in her workshops. As a creative processor, her experimentation with fibres, textures, colours and techniques has been evolving for many years. Ardath's knitted garments are fanciful and mysteriously beautiful. Her Icelandic heritage, relationships, readings, travels, women's circles, and spiritual journey have all influenced her artwork. Her creations have been displayed at numerous art shows, and her commissioned pieces are seen in several countries. One highlight was the creation of a Wrap entitled *Fire Ice and Mother Sea* for the first woman President of Iceland. In her writing, painting and fibre art, there is a story or a message of empowerment or inspiration. Ardath's background as Nurse Educator/ counsellor and her many years of facilitating creative process workshops combine with her enthusiasm to create an environment conducive to self-discovery.

Susan Fisher graduated from Concordia University with an Honours BFA and a postgraduate diploma in Art Education. She then continued her education at Trent University where she achieved a Master's Degree specializing in First Nations Art History. From an early passion for printmaking and especially photography, she embraced the specialized techniques of encaustic painting, an ancient medium rediscovered and currently popular with a growing number of artists. She has had numerous solo shows in the Peterborough area including a major solo show at the Art Gallery of Peterborough. Her work has been juried into a prestigious show in Sagamiyara, Japan and has also been shown in Denver, Co. She is represented by Soho Myriad Gallery, Atlanta and Ethel Curry Gallery, Haliburton. www.fisherencaustic.com

Fly Freeman trained as a sculptor in Scotland, where she started her career as a stone carver, carving everything from gargoyles to gravestones and large-scale public commissions in granite. A mid-career move to Canada led to a radical shift in her sculptural practice: carving has been joined by construction as a sculptural method, and wood and other media are now worked alongside the stone. www.flyfreeman.com

Leslie Furness has played in the magical and illusionistic world of theatre, opera and film for over 25 years. As a creative artist, she has worked as a scenic painter, designer and prop builder for a wide range of companies. She has collaborated with Mirvish Productions, The Stratford Festival, The Shaw Festival, Opera Atelier, and The Canadian Opera Company to name a few. Leslie currently teaches Visual Arts and English for the Hamilton-Wentworth District School Board and continues to develop her personal art practice working in the mediums of ceramics, painting and printmaking.

Lorrie Gallant is a writer, illustrator, storyteller, visual artist, educator, and Expressive Arts Practitioner, born and raised on Six Nations of the Grand River Territory Ontario. Her series of children's books, intergeneration projects, and art exhibitions are based on Indigenous community. Through art-based teaching and workshops, this rich culture, history and trauma of colonization is revealed. She was Education Program Coordinator at Woodland Cultural Centre in Brantford for 11 years and now sits on the Board of Directors. Lorrie is the recipient of the 2015 Ontario Arts Foundation Artist Educator Award and an alumni of Haliburton School of Art + Design's 2016 Expressive Arts Program.

April Gates is a full time ceramic artist and educator. After colourful and long meanderings in travel, work and education, she finally answered the call to study ceramics. A lifelong background in image making married a concern for function and ritual ~ and Blackbird Pottery was born. April's graphic and illustrative work has been nationally exhibited, collected and published. Her current obsession is to marvel the endless potential of the ceramic surface. As a facilitator, April is passionate about helping others to find their voice through artistic explorations. www.blackbirdpottery.ca

Karyn Gingras, when signing up for a night school class in tap dancing, was told that the course was full. But, they added, the millinery course had lots of space. The rest, as they say, is history. Karyn is the owner/designer of Lilliput Hats, a 25-year-old traditional millinery. As all the Lilliput hats are crafted on site in the studio/atelier, the store has become a curious landmark in the city, where visitors can glimpse old-world techniques while their hat is made before their eyes. Lilliput hats are carried across the country at Holt Renfrew and other fine boutiques in Canada and the US. The hats are in the collections of Whoopi Goldberg, Celine Dion, and former Governor General of Canada, Adrienne Clarkson. Karyn's many theatre, television, and film credits include *Mama Mia*, *Music Man*, and *The Evelyn Dick Story*. Most recently, she created the hats worn by Gord Downie on the Tragically Hip's recent *Man Machine Poem* tour. She is the recipient of several awards, including the 1999 City of Toronto Accessories Designer of the Year, the One-of-a-Kind Show Best Traditional Craft, and the One-of-a-Kind Show Hall of Fame. She has taught at the International Academy of Design and Ryerson University of Design. www.lilliputhats.com

Benjamin Glatt has his Master's of Education from Marlboro College, Vermont. A self-taught copper enamellist, he has been working in the field since 2008 and teaching since 2014. Benjamin's work is imaginative and experimental; his enthusiasm for the creative process lends itself to a unique body of work.

Eve Goldberg is a compelling songwriter and interpreter whose music spans folk, blues, country, swing, bluegrass, and more. Known for her watercolour voice and solid guitar style, she is a favourite at festivals and concert series across North America, and she has released three albums to widespread acclaim. She is currently performing with the duo *Gathering Sparks*. Eve is a much sought-after music teacher and leads workshops on guitar, ukulele, singing, and songwriting, with an emphasis on making music for the joy of it. She believes that everyone can make music and in her teaching she strives to create a fun, supportive environment for students to learn and grow. www.evegoldberg.com

Catherine Graham is a Toronto-based poet and novelist. Among her six poetry collections, *The Celery Forest* was named a CBC Best Book of the Year, appears on CBC Books Ultimate Canadian Poetry List, and was a finalist for the Fred Cogswell Award for Excellence in Poetry. Her *Red Hair Rises with the Wings of Insects* was a finalist for the Raymond Souster Award and CAA Award for Poetry and her debut novel *Quarry* won an Independent Publisher Book Awards Gold Medal for Fiction, "The Very Best!" Book Awards for Best Fiction and was a finalist for the Fred Kerner Book Award. She received an Excellence in Teaching Award at the University of Toronto SCS and was also the winner of the TIFA's Poetry NOW competition. Her work is anthologized internationally, and she has appeared on CBC Radio One's *The Next Chapter* with Shelagh Rogers. www.catherinegraham.com Twitter and Instagram: @catgrahampoet

Rob Gray is an entertainer, speaker, host/emcee, corporate trainer, speaker, and business owner that has forged a new path in kids' education and corporate training. He is best described by the three words: vision, action, and passion. His company, Creative Club, is an organization dedicated to educating kids and adults through the use LEGO® bricks and robotics to learn skills in imagination, creativity, problem solving, communication, and presentation. Rob recently introduced EverBlocks to Canada - giant multi-coloured blocks that can create chairs, couches, bookshelves...anything! www.CreativeClubInc.com

Gunnel Hag studied textile design in Sweden and England. Her studio, Trees Textile Designers and Printers produces fabrics for film and theatre productions. She taught in the Textile Studio at Sheridan College for 12 years and has been a visiting lecturer at the National Institute of Design in Ahmadabad, India. Her fabrics have been represented at International Design exhibitions and she has received many grants and awards for her work. Gunnel has published two books: *Creating Texture* and *Creating Texture: Soft Texture*. www.colourvie.com <http://gunnelhag.blogspot.ca>

Donna Hancock completed the OHS Spinning Certificate Program in 2000. She has taught beginning spinning for many years and has also been an instructor at the Ontario Handspinning Seminar, teaching spinning mohair, weak acid dyeing and many other workshops. Donna has a herd of 50 Angora Goats near Elora, Ontario and a small fibre processing business selling hand-dyed mohair yarns and fibres.

Jeff Helmes began bladesmithing in 2003, working out of a primitive hand-built forge in his backyard. A graduate of Fleming College's Artist Blacksmith program, Jeff has pursued blacksmithing and bladesmithing full time since 2004. He is currently self-employed as a full-time swordsmith.

Wayne Hill, woodcarver and musician, has carved over 400 totem poles and masks. His Metis status inspired an interest and extensive research of the cultural and social significance of totems, which he shares with his students. Wayne has been the recipient of many carving awards, along with Jimi McKee, including First Prize - 1998 Isle Morada Art Show, Florida and Second Prize - The Best in North America, 1999 Key West Old Island Days, and Lifetime Achievement Award, 1996 from Andy Mitchell, MP, Gravenhurst. He created a collection of totem poles and a massive arch for the Bass Pro Shop in the Vaughn Mills Mall and a totem pole for the city of Orillia featured in the Orillia Opera House. He has also served on the board of directors for the Muskoka Arts Guild. www.totempolecarving.webs.com

Kal Honey is an award-winning graduate of OCAD. His work in painting, assemblage, and collage encompasses bold graphics, subtle patterns, text and wordplay. Recent exhibitions include Queen West Art Crawl, Art Square Cafe and RAW Toronto. As an instructor, Kal likes to create a learning environment that is as supportive as it is adventurous. He teaches in diploma, certificate and summer programs at Haliburton School of Art + Design, including VCAD and Independent Studio Practice; regularly at Neilson Park Creative Centre and Visual Arts Mississauga, as well as leading workshops, giving lectures and jurying exhibitions throughout Ontario. www.kalhoney.ca

Ken Hussey, Ward World Champion in the Contemporary Antique Decoy category, has been carving duck decoys since 1982. Armed with a Mechanical Engineering diploma and further studies in graphic design, he enjoyed a varied career that culminated in many years as a graphic design instructor. He began carving decoys when, as an avid hunter, he noticed how much better wooden decoys performed than plastic ones. His efforts started with working decoys, progressed to decorative, and evolved into what would become the contemporary antique category of decoys. Ken has firmly established a reputation for excellence and is a sought-after instructor.

Marika Ince is an artist, educator, and Expressive Arts Practitioner with 30 years of experience in creativity and learning. A graduate of the Expressive Arts program at Fleming College, she has also studied at the CREATE Institute in Toronto and the Canadian Association of Child and Play Therapy. She holds an M.Ed. in Adult Education and Community Development, as well as an Honours Degree in Psychology. Marika believes that the ability to be creative is inherent in every human being and that our creative expression is directly linked to our sense of well-being and satisfaction with life. www.expressivetransitions.ca

Mary Intven Wallace began painting after her first trip to Algonquin Park almost 50 years ago. Inspired by the Group of Seven, Mary's enduring enthusiasm for Canada's landscape continues to flourish. Her vibrant paintings and landscape illustrations grace public and private collections around the world, winning awards such as the International White Raven Award and the National Outdoor Book Award. Mary is a longstanding HSAD faculty member and is honoured by Western University's Award for Excellence in Education and CSEA's Excellence in Canadian Art Education Award. In 2017 the YMCA of Western Ontario recognized Mary as a 'Woman of Excellence' in the Arts, Culture, Education & Training category for her community contributions as an acclaimed artist, beloved teacher, and talented author. www.facebook.com/mariyintvenwallaceartist

Ljubomir Ivankovic comes from the tradition of European schools of fine arts. Through his 40-year career, he has become a devoted professional and has learned to enrich his art with his personal sensitivity. Ljubomir's current art practice is primarily dedicated to oil painting. He majestically paints human bodies and portraits, landscapes, still life, and interiors, bestowing a surreal quality upon the finished work. Elegant and balanced composition, voluminous forms, a very rich palette, and the predominant role he gives to light are all part of his artistic signature. www.ljubomir.com

Louise Jackson has been a spinner and dyer for 30 years. She earned her Master Spinner/Dyer Certificate from Georgian College in 1996. Louise has enjoyed teaching fleece preparation and spinning basics, demonstrating at fall fairs and historical society events, as well as conducting spinning and nature dyeing workshops. She has been a class technician, dyeing instructor and has assisted in coordinating the OHS Spinning Certificate Program at Haliburton School of Art + Design for over ten years.

Sayward Johnson, a graduate of Nova Scotia College of Art and Design, creates her textile-based works with hand-woven and hand-knitted copper wire. She explores her fascination with fabrics and sculptures that adhere to the laws of metalsmithing as well as those of textiles and furthermore, present traditional textile patterns in unexpected contexts. An active member of the Enriched Bread Artists collective in Ottawa, she teaches workshops regularly in the Ottawa and Outaouais regions. Sayward has exhibited across Canada and sold her work to private collectors in the US, Canada, and Europe. Her work has received support from Craft Ontario, the City of Ottawa, the Ontario Arts Council and the Canadian Council of Arts. www.saywardjohnson.ca

Ralph Johnston learned to weave in his teens and has his Honours Associateship in Textile Design from the Scottish College of Textiles. He is the co-author of *Sashes, Straps and Bands*, a book on weaving warp-faced twill bands. A skilled instructor, he teaches a wide variety of weaving, but among his current interests are ceintures fléchées (traditional voyageur sashes), loom maintenance and eight harness weaving. He is also a musician, composer and choir director.

Gord Jones is an elected member of the Canadian Society of Painters in Watercolour, The Society of Canadian Artists, the Niagara Frontier Watercolour Society, The Haliburton Arts Council, the Rails End Gallery, and is Ontario's representative of the International Watercolour Society. He is represented by various galleries in Ontario and participates in selected exhibitions throughout the year. Gord is inspired by the surrounding landscape and loves how watercolour allows him to transfer the light and shadow that he photographs in real life to the painting. www.watercoloursbygordjones.com

Ibi Kaslik is an internationally published novelist, freelance writer, editor, and teacher. Her most recent novel, *The Angel Riots*, is a rock 'n' roll comic-tragedy and was nominated for Ontario's Trillium award in 2009. Her first novel, *Skinny*, was a New York Times Bestseller, was nominated for the Best Young Adult novel of the year by the Canadian Library Association (2004), as well as the Borders' Original Voices Award for Young Adult Novel (2006). *Skinny* has also been published in numerous countries. Ibi teaches creative writing at The University of Toronto's School of Continuing Studies and works as an arts educator. She has helped write, mentor and publish award-winning books for Inhabit Media, an independent Arctic publisher, based in Iqaluit and Toronto. She has a Master's Degree in English literature and Creative Writing from Concordia University and travels to the Arctic from time to time.

Shannon Kennedy has been exploring the cutting edge of design using digital manufacturing technologies like 3D printing for years, integrating the skills of the craft artist and the technologies of manufacturing. 3D modelling, rapid prototyping, and 3D printing advanced techniques have created a new way for her to realize her designs as a jeweller. She graduated in 1996 from the Ontario College of Art and Design and furthered her jewellery making skills by attending George Brown College's Jewellery Art Program. She is an award-winning designer, a Saul Bell finalist, and published PMC artist. In recognition of her PMC work, she was invited to give a PMC demonstration at the SNAG Conference in Toronto, 2013. Shannon is a passionate instructor at several colleges and galleries, as well as at her studio. She and her partner are currently running their own jewellery business, Cynosure Jewelry. www.cynosure-jewelry.com

Kim-Lee Kho is a multidisciplinary visual artist working in a wide range of two and three-dimensional media, with a special interest in combinations, hybrids, and image transfers. She has participated in exhibitions, residencies and mentorships in Ontario, Alberta, and BC, and been awarded grants by the Ontario Arts Council. A member of the Red Head Gallery collective at Toronto's 401 Richmond, Kim-Lee was a featured artist with a whole-room installation in the 2018 In Situ arts festival in Port Credit, and showed in a curated group show at the Living Arts Centre in Mississauga and a solo show at the Cedar Ridge Creative Centre, both in winter 2019. She teaches at the Haliburton School of Art + Design, Neilson Park Creative Centre in Etobicoke, as well as conducting workshops, speaking and jurying at the invitation of groups in Ontario. www.kimleekho.ca

Dagmar Kovar works primarily in fibres and drawing. In fibre, she creates sculptural works, hangings, and installations of various sizes, spanning from palm size sculpture to room installations. In drawing, she explores roots of creativity and the human mind. Above all, Dagmar's work explores how we connect to the world. She has exhibited across Canada, the US, Europe, and China; received a number of government grants in support of her work; and her work is represented in private and public collections. For more than a decade, she has been teaching various art techniques as well as giving lectures and presentations on topics of creativity and connections with materials and methods. Since 2012 she has focused primarily on the exploration of sources of creativity through the technique of "drawing with intuition", collecting valuable content and experiences to include in her work and teaching. www.dagmarkovar.com

Debra Krakow is an artist and architect whose paintings express her deep connection to nature, as seen through the lens of a former urbanite. Her artistic practice has evolved through drawing, painting, printmaking, sculpture, fibre arts, and ceramics. She paints in layers to create an evocative surface. Debra's work has a quiet energy - a delicate balance between fluidity and structure, transparency and solidity, mystery and clarity. She loves sharing her knowledge and enthusiasm with her students. Galleries in Toronto, Prince Edward County, Kingston, and Ottawa represent her work. www.debrakrakow.com

Andrew Kuntz is a renowned Canadian glass artist whose work has been widely praised for its classical grace, contemporary simplicity, and vibrancy of colour. In addition to winning a number of significant awards, his pieces have been extensively exhibited around the globe, including at the Canadian Embassy in Washington, D.C.; Pilkington, Sheffield, and Oxford Museums in England; the Galerie Art et Creation in Lyon, France; Tai Pei Fine Art Museum; the Hong Kong Museum of Art; and the Museum of Contemporary Craft in New York. Andrew's privately owned work is represented in numerous domestic and international collections, including gifts to the Premier of China and Prime Minister of Ireland from the Canadian government, installed work at the Palace of Prince Faisal bin al Saud in Riyadh, Saudi Arabia, and the US Ambassador to Canada. Andrew trained in blown and sculptural glass at Sheridan College School of Design from 1977 to 1980. Since that time, he has been a resident artist at Harbourfront Glass Studio in Toronto, has taught at Alberta College of Art and Sheridan College, and has participated in numerous workshops and exhibitions throughout the world. He is a founding member of the Glen Williams Glass Cooperative in Glen Williams, Ontario.

Wendy Ladurantaye has enjoyed an eclectic art journey. After graduating from Sheridan College in general fine arts, she studied the glass medium under Jim Schnick and Clark Guettel and joined the faculty of the Haliburton School of Art + Design over 30 years ago. Her commissioned glass has found homes worldwide, with her favourites being the church windows installed in St. George's Anglican Church, Haliburton, and St. Margaret's Anglican Church, Wilberforce, Ontario. Wendy developed strong solution focused problem-solving skills, and enjoys supportive teaching techniques which build upon the learner's strengths. She has found inspiration in many of her successful students, as well as her mentor, Mary Intven Wallace, fellow author and paint media artist. Wendy believes strongly in the journey and the importance of making time to discover joy in the process of art-making in any media.

Elise Laviolette has always had a creative flair and a knack for finding connections between seemingly unrelated concepts. An art therapist currently working in private practice, she encourages people to use their innate power of imagination and creation to enhance their mental health. Elise believes art therapy and creative expression bring physicality to our transient and elusive thoughts and emotions, allowing us to encounter ourselves in a way that is not always accessible through reason and speech. Her previous experience includes ten years as a public educator, group facilitator, and counsellor in community mental health, and ten years as a social research consultant. A graduate of the Vancouver Art Therapy Institute with an MC:AT (Counselling & Art Therapy), she also holds a BA Psychology and an MSc. Psychology. She has been a registered SoulCollage® facilitator since 2012 and has spent the past seven years delighting in connecting with like-minded individuals to help them use this playful approach to enhance self-care, cultivate inner wisdom, and deepen self-compassion. Elise is also the human half of a therapy dog team - her English Bulldog does most of the work. www.soulcollage.com

Julia Lee is a graduate of the 1994-2000 OHS Spinning Certificate Program offered at the Haliburton School of Art + Design and is a course coordinator for the 2014-2020 OHS Spinning Certificate Program. She runs her own custom spinning business in Toronto: Provenance Yarns and Textiles. When designing her wearable textiles, Julia interprets a visual image, or sometimes a sentiment, to create a garment that will bring pleasure to the wearer and the viewer. Colour, texture, source, and functionality are primary motivations when creating yarns and fabric. She likes her pieces to be noticed, while still being practical and durable. When not spinning and knitting, Julia is a writer, runner, singer, and arts administrator.

John Leonard is a Toronto-based painter. He is a graduate of Fleming College, OCAD and a member of the Royal Canadian Academy. John has taught at many of Ontario's universities and art schools including OCAD, University of Toronto, York University and others. He has been in almost 400 exhibitions including public galleries throughout Canada as well as internationally in Spain, France, Portugal, Holland, Brazil and the US. His work is held in over 40 public galleries and corporate collections including the National Gallery, Ontario Arts Council, Ministry of Culture and Recreation, Art Gallery of Algoma, Art Gallery of Sarnia, Art Gallery of Lindsay, Station Gallery (Whitby), CBS Records - New York and the Canada Development Corp.

Bruce Lepper came to carving wildfowl in 1986, after a career as an advertising art director and graphic designer. Since he began competing in 1987, he has won numerous ribbons including many Best of Shows in Canada and the US. In 2003 he placed second in World Decorative Miniature Wildfowl and Best in Masters Decorative Life-size Wildfowl at the Ward World Championship in Ocean City, Md. In April 2010 he won the John Scheeler Memorial Award which is the highest award in wildfowl carving, referred to as Best in World. He is a respected judge and teacher of bird carving and has work in many collections in Canada and the US. Until 2016 he showed his work annually at the prestigious Waterfowl Festival in Easton, Maryland.

Paula Letki has delighted in a lifetime of part-time teaching to students at various levels and ages. As an artist/designer she has been a partner in Letki Designs, and designer of furniture, textiles and interior design. Her work was most recently exhibited at the Hillcrest Fibre works show in Toronto, June 2018. Paula has an Honours Degree in Art and Design and post graduate in Industrial Design in addition to a Bachelor of Education (Hons), from U of T. Her creativity has shaped her life and provided her living. She has been awarded the John Mather Award, a Medal from the City of Toronto, a Province of Ontario Volunteer Service Award, and various Ontario Arts Council Awards. She was one of the six policy document authors of the current Ontario Secondary School Arts Curriculum.

Michael Letki has been making jewellery for over 40 years. After graduating from art school in England, he came to Canada where he and partner Paula Letki operated the jewellery studio Letki Designs for over 20 years. Michael has taught at Sheridan and Mohawk Colleges and was involved in the training of many apprentices through his own studio, many of whom went on to be successful artists/jewellers. He has been teaching at the Haliburton School of Art + Design for over 25 years. Michael has received several awards for his work, notably from the Ontario Arts Council and the International Gold Corporation. He has also held the position of studio advisor for Sheridan College and Harbourfront Craft Studios. Currently, he is pursuing his arts interests in image making and jewellery making.

Jane Lewis has been leading vocal groups since 2008, from "finding your voice" and "how to sing harmony by ear" workshops to various choirs and community singing events. As a singer-songwriter, she is often compared to Carole King, playing piano-based music that draws on her strength as a lyricist and singer. She performs as a solo artist and with the folk duo Gathering Sparks (with Eve Goldberg), nominated for a 2014 Canadian Folk Music Award for Vocal Group of the Year. Jane has released two recordings of original music and singing harmony remains her favourite thing to do and teach. www.janelewis.ca

Geordie Lishman graduated the Vancouver Film School with a degree in Computer Animation. Painting is also part of his artistic development, but metal has become his passion and practice. Geordie worked together with his father, William Lishman, creating several metal works; notably the Max Tanenbaum Sculpture Garden at Princess Margaret Hospital in Toronto, the Tolton Bear Dog for the 1999 Royal Winter Fair, a permanent sculpture for the Halifax Environmental Centre, and a fountain for the Ajax Municipal Building. By 2005, he had established his metalworking studio and launched his career as a metal sculptor. Geordie has been commissioned to create pieces as small as a tabletop ornament and as large as a life-sized 'Transformer', constructed of full-sized cars.

Diane Lopez Soto is an aerial dancer, artistic director, and choreographer with a practice that informs her culture, heritage, and cravings. Born and raised in Mexico, she graduated from Emily Carr University of Art. She studied circus and dance with Firebelly Society, Kokoro Dance and EDAM, currently studies martial arts with Justin Ngui and continues to review aerial dance, axis syllabus, Vayu and gyrokinesis with Ana Prada, Madeline Shen and Lindsay Butcher. Her work incorporates aerial dance with sculpture, spoken poetry, ritual and film. She has performed with Circus Orange since 2007, and has collaborated with Flying Solo, Femme du feu and Look up Theatre. A member of Vanguardia Dance Projects (a Latin American dance collective based in Toronto) Diana has participated in Aerial Dance Festivals and Creative Labs in France, Panama, Toronto, and Costa Rica. She is also a core member of Norma (an art collective that was the recipient of the 2011 Vancouver Mayor's Arts Awards: Emerging Artist in Public Art) and was nominated for Durham Art of Transition Creative Awards in 2012. In 2018 she presented 'Otros Rostros' at Rhubarb Festival, a work in progress that combines the process of movement with Mexican masks, folklore and power structures. Inspired by nature, accidents, and relationships that surround her life, Diana's goal is to engage audiences and performers in shared experiences that can pollinate seeds of change. www.dianalopezoto.com

Brenna MacCrimmon took up the ukulele in 2009 and now rarely leaves home without it. Her musical adventures began over 30 years ago when she set out to study the music of Turkey and the Balkans. Since that time she has performed in Turkey and abroad with Selim Sesler (trad Turkish Gypsy), Muammer Ketencoglu (trad Balkan) and psychedelic Turkish rock group Baba Zula, as well as numerous ensembles in the US and Canada. She has also toured Europe with Balkan beat DJ Shantel and the Bucovina Club Orkestra. Brenna has recorded with the above musicians and has appeared as a guest on many albums and film soundtracks in Canada, the US, and Europe. In 2010, she found herself in Moscow as a member of the cast of Bobble with Bobby McFerrin. More recently in Toronto, she performs with Juno and CFMA nominated Turkwaz, sings with ragtime pianist Bill Westcott and runs regular ukulele sessions in her downtown studio. The proud recipient of a 2015 Chalmers Fellowship, she is slowing chipping away at a new album and art project based in part on the experiences the fellowship afforded her. www.greengoatmusic.ca

Susan MacDonald has achieved international recognition as a multi discipline artist. Her unique creations are now available in some of Toronto's most exclusive fashion houses, Meta4 in Peterborough and Port Perry. www.killarastation.com

Putzy Madronich is a professional visual artist and educator.

She studied at McMaster University, Fleming College, and Ecole France Langue Paris. She teaches in the Niagara area, including working with outreach organizations delivering arts programming that promotes healing and wellness (drug and alcohol addiction, survivors of cancer, sexual assault, brain injury, mental health, teens at risk, and the homeless). Putzy has also been a consultant and artist educator for the Royal Conservatory's Learning through the Arts Program, creating and delivering arts-based lessons and introducing innovative learning strategies to enhance curriculum. Her artwork is primarily in watercolour, mixed media, acrylic, and collage but she also enjoys mono-printing, painting floor cloths, encaustics, jewellery making, and alcohol inks. Her work explodes with intense colour, is generously textured, and is largely inspired by her travels in Europe, North Africa, and South East Asia. Visit her on Facebook at Putzy Madronich.

Sheila Mahut's career and accomplishments span over 25 years, during which time she has exhibited internationally, taught at Sheridan College's glass department and successfully developed many series of blown and sculptural glass. Sheila has taught numerous courses in both kiln-formed and blown glass in the Haliburton School of Art + Design Glassblowing Certificate and summer school as well as the Corning Studio at the Corning Museum of Glass. She has won awards and tuition scholarships from universities and colleges as well as professional grants and Awards of Merit in exhibitions. Sheila's work is in a number of private and public collections in Canada and abroad and images of her work have been published in magazines, catalogues and books.

Matthew Mancini attended the Ontario College of Art and Design from 2001 to 2003 but left to pursue a more classical realist approach that led him to delve into a six-year study of the techniques used in the 19th Century ateliers of Paris, France. In addition to perfecting them in his own work, Matthew regularly teaches the principles and methods of classical realism in drawing and oil painting. www.matthewmanciniart.com

Kielyn Marrone is a naturalist, artisan, and adventurer. She lives with her husband Dave in a 14 x 16 canvas tent on their remotely accessible property in the heart of the La Cloches Mountains in northern Ontario. Kielyn and Dave run the small business, Lure of the North. Their focus is boreal traditional winter travel, crafts and skills. They teach handcrafting workshops across Ontario in the spring, summer and fall. In the winter they take adults out on snowshoeing expeditions, from 3 to 18 days in length, using all of the traditional clothing and gear they make themselves. www.lureofthenorth.com

Janine Marson is a graduate of the Design Art Program at Georgian College and received a BA Fine Art from the University of Guelph. Her 25-year career has established a strong sense of direction, garnered several exhibitions and awards, and has provided the opportunity to influence hundreds of students with her calm, encouraging spirit. Janine is one of the muralists for The Group of Seven Outdoor Gallery in Huntsville and is very active within the dynamic Muskoka art community. www.janinemarson.com

Noelia Marziali has a deep-rooted desire as an artist to convey the underlying pulse of a subject. The energy present in all living things fascinates her, whether the landscape of the human form or the natural world. She's captivated by highly decorative art, as well as utilitarian craft, and has a keen interest in cultural rituals and storytelling. Noelia has tinkered in painting, leathercraft and wood; and loves lines - drawn, painted, carved and cut. As the Community of Making Animator, she encourages digital learning and making. She strives for a happy medium of old school techniques and new technologies working together to create engaging and interactive art. www.communityofmaking.ca

Melanie Matthews followed her studies of painting and drawing at Dawson College with the achievement of a BFA, with distinction, in Studio Art from Concordia University. She shares her time between her prolific personal art practice and an ever-expanding teaching schedule. Melanie has been Working Artist for the Province of Quebec for Golden Artist Colors since 2002 and is invited to lecture, offer workshops, and teach classes for many venues and art organizations, including the Visual Arts Centre, Dawson College, Concordia University, The Montreal Museum of Fine Arts, and the Canadian Society of Artists. She instructs on a wide spectrum of topics including methods and materials of acrylic painting, acrylic encaustic techniques, monoprinting, bigger is better, (large scale image making) painting on plexi, essential acrylics, mixed media, digital mixed media, contemporary water media, creative colour mixing, image transfer, and more. www.melaniemathews.ca

Amanda McCavour works with stitch to create large-scale embroidered installations. Through an exploration of line and its 2D and 3D implications, stitch is used in her artwork to explore various concepts such as connections to home, the fibres of the body, and more formal considerations of thread's accumulative presence. Amanda holds a BFA from York University where she studied drawing, and in May 2014 she completed her MFA in Fibers and Material Studies at Tyler School of Art in Philadelphia, PA. She shows her work in galleries nationally and internationally with solo and two-person exhibitions in 2018 in Annapolis Royal (Nova Scotia, Canada), Stratford (Ontario, Canada), Tulsa (Oklahoma, USA), Edmonton (Alberta, Canada), Antigonish (Nova Scotia, Canada) and Ottawa (Ontario, Canada). She has recently completed residencies at Harbourfront Centre's Textile Studio in Toronto, at Maison des Métiers D'art de Quebec in Quebec City, and the Klondike Institute of Art and Culture in Dawson City, Yukon. She has received numerous awards and scholarships from The Canada Council for the Arts, The Ontario Arts Council, The Toronto Arts Council, The Handweavers and Spinners Guild of America, Craft Ontario, The Ontario Society of Artists, The Surface Design Association and The Embroiderers Guild of America.

Helen McCusker is a practicing artist with more than 35 years of experience. A graduate of the Sheridan College Illustration Program, Helen has worked for publishers such as Addison-Wesley, Holt Rinehart & Winston, Nelson's and TVOntario. She has work in private collections both nationally and internationally and regularly exhibits in solo, juried and group exhibitions. Helen has been an art instructor for over 15 years, specializing in drawing and painting from the figure, paper engineering and paper sculpture. She has taught classes throughout the GTA and has been invited to lead workshops at the English Language Festival at Bishops University in Sherbrooke, QC. Helen's teaching is based on a solid understanding of drawing and design principles and personal attention to each student. She is enthusiastic about helping students discover their potential and encouraging artistic exploration. <http://eaglewoodstudios.blogspot.ca>

Marg McIntyre's paintings are exhibited all over the world and are based upon her experiences in the Caribbean and her life in Ontario. A recently retired teacher, certified by the Ontario College of Teachers, she is affectionately known as 'Mrs. Mac' by thousands of children and fellow teachers that she has taught to draw and paint in the schools of Hastings and Prince Edward District School Board. Her popular, simple, step-by-step instruction style is easy to follow and has enabled her students to produce beautiful pieces of artwork in a short period of time. Marg works in all media, but her passion is watercolour and pencil. Gordon MacKenzie, Marilyn Coulter and the late Jack Reid have been very influential in the development of her personal style. www.margmcintyre.com

Maureen McKay studied concert harp with Judy Loman and Marie Lorcini and was harpist with the North York Symphony. She is a faculty member at the Royal Conservatory of Music, where she has taught classical and Celtic harp full-time since 1980. Since 1993 she has been a harp examiner for the RCM and was senior contributor for the 2009 (current) Syllabus, which establishes grade level requirements for harp students throughout Canada. Maureen developed the Celtic harp program at the Gaelic College in Cape Breton where she taught for many years. She applies her M.Sc. (Human Physiology, U. of T.) to bring the added dimension of ergonomic awareness to harp playing, incorporating injury prevention with skill development. Maureen enjoys working with students of all ages and levels of harp playing. www.clarsach.ca

John McKinnon is a very diverse, active and involved artist. With a Certificate in Commercial Art and a Fine Arts Diploma from Kootenay School of Art, a BFA from Notre Dame University, and studies in Advanced Serigraphy and Sculpture from the Alberta College of Art, he has a solid academic foundation upon which he has based his evolution as an artist. A reputed sculptor, John has been selected for major commissions and repeatedly sought as an instructor all across Canada. An exhibiting artist since 1974, he has had his work shown both nationally and internationally. www.johnmckinnon.ca

John McQuade is a founder of Miksang Contemplative Photography and the founder and co-director of Nalanda Miksang International (www.miksang.org). Miksang is a Tibetan word that translates as "good eye". Miksang is a discipline of perception that connects with clear seeing and delivers equivalent images that are simple, brilliant and heartfelt. It is an art of contemplative experience and contemplative images. John is a long-time meditation practitioner in the Shambhala Buddhist tradition (www.Shambhala.org) and is certified as a meditation instructor and Shambhala teacher. Through Nalanda Miksang he has established Miksang teachers throughout North America and Europe. John has been a liberal arts teacher in various community colleges and universities and is currently completing a PhD on the great modernist photographer Edward Weston. He has published two books - Looking and Seeing and Heart of Photography. www.miksangwayofseeing.com

Sheila Miller, M. Mus., has been practicing Yoga since 1989 and teaching Yoga since 1998. She is a Certified Kripalu Yoga teacher, having completed her Basic and Advanced Yoga Teacher Training at the Kripalu Center. Sheila has also been teaching meditation since 2002, following completion of the Teaching Meditation Techniques course at Kripalu. She has sat 21 residential meditation retreats with master teachers over the years. www.soundofbody.ca

Margot Miller is an Honours Graduate of OCAD University and a graduate the Ecotourism Management program at Fleming College. She has exhibited in numerous galleries and shows including the Art Gallery of Ontario, the National Film Board of Canada, and the Ontario Crafts Council, and is the recipient of a Design Canada Award. As a lecturer and instructor in the arts and the business of art, she has taught at Sheridan College, St. Lawrence College, Queen's University and Fleming College. For many years, Margot has taught workshops, and designed and sold printed clothing, yardage, floor cloths, and furniture from her shop and studio. Her work has sold in shows and stores in Canada and the US. She has travelled extensively in the Far East, documenting traditional textile techniques, and has worked as a designer for a British and Canadian company in India. In 2018 she returned to India for 5 weeks to visit textile studios. www.margotmiller-summerhouse.com

Sue A. Miller has been a full time oil painter and arts educator for 25 years. The use of a palette knife with sensuous layers of oil invokes spiritual connection to the landscapes she creates. Environment and simplicity run simultaneously with life metaphors that are transpired in Sue's work. The imagery is informed by actual places but is not held to a specific scene; rather the 'essence' or 'spontaneous' energy is captured. Currently, Sue works from her studio and runs The Bay School of Art. www.sueamillerart.com www.thebayschoolofart.ca

Lisa Moss has been working with the Tiffany Style of Stained Glass for 16 years and has also been recognized for her paintings and drawings. Her love for glass was born when she saw her drawings really come to life when they were recreated in glass. She has been devoted to her craft full time for approximately ten years and her commissioned work can be seen in many homes and some businesses across Canada. www.lakesidereflectionsglassstudio.ca

Elise Muller has been sculpting stone since 2001 and has work in private collections nationally and internationally. Her granite sculpture 'Attunement' won the 2018/9 Canadian Sculpture Competition at Kingsbrae Garden in St. Andrews, NB. Elise has been teaching stone carving to both adults and children for 15 years, and also teaches mixed media art camps for kids. She also enjoys offering interactive art booths at Nuit Blanche North. Elise has a post-graduate certificate in Expressive Arts from Fleming College. www.stonetrestudio.ca

Ken Murray is a novelist, playwright, short story writer, and essayist. In 2015, Globe and Mail called Ken's novel, *Eulogy*, a "powerful, poignant debut." In 2017, Ken's adaptation of his short story *The Exception* was performed at the Roy Bonisteel Studio in the Old Church Theatre. His work has appeared in *Prairie Fire*, *Globe and Mail*, *Mendacity Review*, *Brooklyn Rail*, *Ottawa Citizen*, *Canadian Business*, and *Macleans*. Since 2009, he has taught creative writing at the University of Toronto, School of Continuing Studies and has taught at Haliburton School of Art + Design since 2014. While earning his MFA at The New School in New York City, Ken also trained as a teaching artist with Community Word Project and taught with the organization Poets House. www.kenmurray.ca

Nancy Newman is an award-winning artist, teacher and juror, and also Past President of the Toronto Watercolour Society (TWS) and the Society of York Region Artists (SOYRA). She has exhibited her work in many solo shows and juried group shows, receiving several First Place, Honourable Mention and People's Choice Awards. Nancy is a signature member of the Toronto Watercolour Society and is a Master of the International Watercolour Society, Global. She teaches across the province and also conducts painting and photography trips for small groups. Past trips include France, Ireland and Spain. www.nancynewmanart.com

Jennifer Norman is a multidisciplinary artist who received her BFA from OCAD University, and her MFA from the University of Ottawa. She has been awarded artist grants from the OAC for the production of her work and has exhibited both nationally and internationally. Her work is included in the National Art Bank of Canada collection and many private collections. Jennifer has participated in numerous international artist residencies, most notably the Banff Center for the Arts, Canada, and MASS MoCA, USA. Her most recent solo exhibition at Karsh-Masson Gallery in Ottawa showcases her ecologically engaged arts practice. www.jnorman.art

Charles O'Neil is a full-time artist with a wide range of interests and a long affiliation with the Haliburton School of Art + Design. With a background in drawing and painting, in the late 1990's he became interested in sculpting. Working primarily in metal wire, his work is now featured in galleries across the country as well as internationally. Charles has earned a certificate in Artist Blacksmithing and a Diploma in Visual and Creative Arts from Fleming College's Haliburton School of Art + Design. As a faculty member since 1997, he teaches several adult courses in wire sculpture, drawing, and painting. Charles' work can be found in both private and corporate collections and has recently had work purchased by the federal government of Canada as gifts for international leaders. Public works can be viewed at Pearson International Airport's Terminal #3, The Design Firm of Southfield Michigan, the Stuart Weitzman Collection of New York, and the Haliburton Sculpture Forest. He was honoured as the Artist of Distinction through the Haliburton Highlands Arts Council in 2008. www.charlesoneil.com

Dorit Osher, MSW, is a psychotherapist, dancer, educator and creator. She has worked as a professional contemporary dancer with the Batsheva Dance Company in TelAviv, Israel, and as an independent dance artist in London (UK), Amsterdam, Paris, Toronto, Vancouver, and South Africa. Dorit is a Clinical Social Worker who works as a psychotherapist with a focus on somatic psychology. She is interested in the creation of movement that evolves from improvisational movement/dance and is curious about developing movement that captures the complexity of our physical form. Through embodied mindfulness, somatic practices, expressive arts and movement, Dorit teaches and supports others in finding greater freedom, creativity, compassion, empowerment and aliveness in their lives. www.doritosher.com

Mary Pal is a Canadian fibre artist best known for her cheesecloth portraits and landscapes. Her work has been exhibited and collected throughout the world, published in numerous books, and appeared in numerous magazine articles. She is a feature artist in *Art Quilt Portfolio: People & Portraits* published by Lark Books and in *Art Quilts Unfolding: 50 Years of Innovation*, published by Schiffer Publishing. With over 40 years of teaching experience, she is a sought-after and popular instructor who enjoys sharing her knowledge and skills with her students around the world, either across Canada and the US or in such far flung destinations as Brazil, China, Great Britain, New Zealand and Taiwan. A past Director on the Board of the international organization, Studio Art Quilt Associates, and a current member of Contemporary Textile Studio Co-operative in Toronto, Mary is an enthusiastic promoter of the growing fibre art movement. www.marypaldesigns.com

Sam Paonessa is a professional artist with a creative career spanning over 35 years. Upon graduation from the Ontario College of Art, he worked as an illustrator for one of Canada's largest commercial art studios, TDF Artists, and subsequently joined Hallmark Cards Canada in roles of illustrator and later, art director. Widely exhibited and awarded, Sam has gained the attention of both corporate and private fine art collectors across North America and abroad. The Museo di Cultura in Pescara, Italy has one of his landscape paintings in its permanent collection. His coin design, *Canadian Icons*, was selected as a finalist for the Royal Canadian Mint 2017 150th Collection commemorating Canada's anniversary as a nation. In 2018 Sam was awarded Best Water for his painting in the February /March Plein Air magazine competition. www.sampaonessa.com

Rhoda Payne, armed with an MA in Teaching Fine Arts from Brown University, spent seven years teaching art and photography and exhibiting in Spain and Chile, before moving to Toronto. There she enjoyed a successful career in advertising until she traded up to full-time professional painting in 2011. An accomplished expressionist painter, graduate art educator, and Adler certified performance coach, Rhoda's exuberance sets the stage for student development of confidence and skills enabling free, bold expression through scale. Whether on raw, stretched or primed canvas, metal or paper, Rhoda's paintings are known for the exuberance, drama and optimism that they radiate. She has exhibited in numerous juried group shows and two solo exhibitions, and her work is in private collections in North America and Europe. She is a member of The Ontario Society of Artists and has exhibited in The Artist Project, Toronto. <https://rhodapayne.blogspot.com>

Ruth Ann Pearce focused on traditional methods of drawing and painting at OCAD, earning her Bachelor of Fine Arts (BFA). She creates both traditional and digital narratives of our natural world, with her predominant processes consisting of coloured pencils, charcoal, inks, and acrylic paint. She and her graphic designer and developer-husband, created coloveration, an art and design company. They cover the gamut of needs, both personal and professional, for individuals, companies, and not-for-profits locally, provincially and internationally.

Rose Pearson earned her Bachelor of Fine Arts degree from York University, majoring in painting and drawing. She went on to receive her education degree and has over 30 years of experience teaching art in both the public school system in Alberta and Ontario, privately from her studio in Haliburton County and for the Haliburton School of Art + Design. Rose is the coordinator of the Visual and Creative Arts diploma and the Independent Studio Practice certificate programs at Fleming College. In addition to creating bodies of work for public gallery exhibitions, she is a member of the Haliburton County Studio Tour. www.rosepearson.com

Rene Petitjean has been a maker of objects for more than 40 years. After attending Sheridan College, he bought Robin Hopper's Hillsdale, Ontario studio in 1975 and began a reduction-fired line of pottery, selling to stores throughout North America. Moving to Creemore in 1979, the business expanded to include a selection of salt-glazed pottery sold under the Bowerman's Hollow logo. In the late 1980's René developed a fascination for wrought iron, and eventually left the ceramics field and began to design and build architectural iron. Many of his projects have been large in scope and have taken over a year to complete. Currently, he takes commissions from selected architects, builders and interior designers. In 1998 he assisted with the design of the Haliburton School of Art + Design's Artist Blacksmith Certificate Program, of which he is a faculty member. Rene also teaches in the Ceramics Certificate Program. www.renepetitjean.com

Sheila Plant has been quilting since 1987 and delights in pattern, texture, colour, and design, and how it plays out in fabric. She masterfully executes many forms of patchwork and quilting, including piecing straight and curved lines, hand and machine applique and quilting, foundation piecing, clothing, miniature quilting, whole cloth quilting, and the use of commercial and hand-dyed fabrics. She has incorporated techniques, fabrics and designs from Australia, the Middle East, Singapore, Poland, Holland and many other countries, as well as the commercial fabric houses of North America, Europe and Japan. www.flickr.com/photos/smplant

Kate Pocock is an award-winning writer and photographer with more than 25 years of experience in writing travel stories for magazines, newspapers and online travel sites. The winner of numerous awards for her work, including a Best Canadian Blog award from the Canadian Tourism Commission, Kate is also a guidebook author, contributor to the National Geographic Guide to Family Adventure Vacations and author of Fodor's Around Toronto with Kids. As a former travel columnist with the Toronto Sun newspaper, and a magazine editor for many publications including Travel & More for the Air Miles group, Kate knows what makes a good travel story. She is also a photographer, winning recent awards from the Society of American Travel Writers for her photos. You can see her published work at www.familytravelink.com

Paul Portelli, a professional sculptor, manipulates the natural beauty and versatility of terra cotta clay with colour and glazes to create his popular Greenman, whimsical circus animals, Venetian carnival figures, a full range of functional pieces and figurative work. Many of Paul's works have been exhibited in public and private galleries and are held in private collections in Canada, the US, Europe, and Africa (Ghana: President John Agyekum Kufuor and King Sefrotwe Kakradae IV). After graduating in Fashion Arts from Seneca College, he continued his studies in Visual Arts at the Ontario College of Art and Sir Sandford Fleming College (Haliburton School of Art + Design). Paul has been an instructor in visual arts and business departments at Sir Sandford Fleming College, Durham College, Seneca College and Ryerson University. In addition to his career in art and teaching, he is a specialist in retail design, merchandising and event coordination. He operated a gallery/sculpture studio for 22 years and was instrumental in developing the branding and advertising campaign in his community. He has worked with many major retailers in visual merchandising and event planning, including Holt Renfrew, Microsoft, Proctor and Gamble, Lindt Chocolates and Mercedes Benz. Paul is the author of articles in many Canadian publications, such as Crafts Plus, Style and Men's Wear Canada, and also has made regular guest appearances on television shows, Cityline, Craftscape and Savior Faire. www.paulportelli.com

Rod Prouse, a graduate of Ontario College of Art in 1968, exhibits mainly in painting and printmaking and recently in video and photo-based art. To date, his professional career has seen 40 solo exhibitions and as many group exhibitions across Canada, the US, and in England and Germany. Solo exhibitions have included such institutions as the McMichael Canadian Art Collection. His work is included in private and public collections in Europe, Asia and North America. His teaching agenda is based on delivering a sound understanding of design principals and personal attention to develop individual potential. Rod's current paintings reference Canadian landscape in a refreshing contemporary style. www.rodprouse.com

Linda Lee Purvis is a multi-media artist, writer, teacher, and self-actualization coach. She has designed work for television, magazines, and art galleries, including the Art Gallery of Ontario, and has work in private collections around the globe. Her passions are deeply rooted in the natural world, and she infuses elements of nature in much of her work - which in addition to art, extends to the use of herbs, essential oils, sound, and more. She creates unique methods of summoning the power of nature to those that experience 'nature-deficit' living, and facilitates programs to assist individuals in defining and aligning their personal goals with authenticity, through art for stress reduction, personal expression, and body/mind/spirit wellness. www.synergylifearts.com John Raynard is a graduate and former teaching assistant of Sheridan College's glass program. Drawing on a repertoire of hot and warm glass techniques learned over 20 years, he creates blown forms and sculptures that reflect the colours and textures of his journeys abroad though China, Tibet, and Nepal.

Stephanie Rayner is an artist, printmaker, international lecturer, art educator, and captivating storyteller. Her artworks, shown widely and collected by major art museums, deal with themes and issues relating to spirituality and science. In May of 2009 Stephanie was in China at the invitation of the Luxun Academy of Fine Arts, China's foremost art school, to teach the professors and select post-doctoral students' watercolour printmaking and a special course on universal meaning in the arts. She was also invited to give lectures on her artwork in several universities throughout mainland China. In November 2009, the Maine College of Art (Portland, Maine) did a special month long gallery show 'First Impressions' of Stephanie's and her students' watercolour monoprint works. Her latest artwork, the 30-foot-long Boat of Eternal Return, was highlighted on the cover of the winter edition of Exile ELQ Arts & Literary Magazine. ELQ also did an essay for the magazine and a YouTube video on Stephanie and the creation of the boat. The Boat of Eternal Return ran as a four-month-long solo show at PAMA, and the same year Stephanie was awarded The Ashley Fellowship by Trent University. She is the first visual artist to receive this award. Stephanie's ability to inspire creative responses within the individual takes her teaching well beyond technique and into the very heart of the art process. www.stephanierayner.com

Tammy Rea is extensively involved in the Digital Image Design and Moving Image Design programs at Fleming College, Haliburton School of Art + Design. From TV documentaries to Kindergarten animation, she has mentored young and old in the exciting, ever-changing world of digital media and video.

Chari-Lynn Reithmeier is an honours graduate of Georgian College School of Design and Visual Arts. Beginning her art career as a painter in the 1990's, she exhibits in galleries in Southern Ontario and has work in private collections from Toronto, Ontario to London, England. She has continued to produce art, using a variety of media including fibre, beads, polymer clay, paint, and ink to express her creative vision. Chari-Lynn teaches creative workshops around Ontario, privately, at various institutions, art schools and at Haliburton School of Art + Design. As part of her daily art routine she finds relaxation and inspiration in Zentangle and is a Certified Zentangle teacher. www.charilynn.com

Rebecca Reynolds achieved her BFA from Concordia University and her teaching degree from Nipissing University, in addition to earning her Expressive Arts Certificate at Fleming College. Rebecca's paintings, drawings and installation works currently focus on colour, texture and layering, and are inspired by the spontaneity and playfulness of children's gestures. Her creative, engaging and dynamic teaching style has been honed through more than 20 years of experience instructing children of all ages in such settings as camps, theatres, museums, libraries, cruise ships and classrooms.

Martha Robinson holds a BDes in Illustration and an MA in Contemporary Art History (CADN) from OCAD University and is currently a doctoral candidate in Art History at Concordia University, researching questions of the representation of animals and extinction. She is a painter/illustrator whose practice is primarily in watercolour but also includes working in oil and pastel and has exhibited in both public and private galleries and juried shows, with a focus on plein air landscape and painting the animal. With thirty years experience as an illustrator and textile designer, working across a broad range of subject matter, which includes botanic motifs and the human figure, Martha is known for the painterly, realistic character of her work.

Steve Rose is a graduate of OCAD U with a major in drawing and painting. He has exhibited his work extensively and has a diverse background as an artist/educator. Steve has taught fine arts at the Neilson Park Creative Centre, the Koffler Centre, Haliburton School of Art + Design, and OCAD U. His work is collected in private and corporate international collections. www.steverose.ca

Andy Rush has recently retired from a 40-year teaching career, instructing sail training, metalsmithing, band, choral singing, and guitar music. He is also the founder and artistic director of the 110-voice Open Voices Community Choir in Kingston, Ontario. Before pursuing formal music and education study at Queen's University, Andy was an artisan goldsmith. He has a gift for finding uplifting and fun songs and arranging them for his workshops. www.open-voices.org

Nicholas Russell is a guitarist, composer, music producer and stringed instrument maker, working professionally somewhere within the crossroads of these disciplines. With an Honours Degree in Music and comprehensive private study of classical harmony, he also studied the art of guitar making with Master Luthier Sergei De Jonge, designing and constructing a classical concert guitar under his tutelage. His musical style and knowledge span genres, but his current explorations as a guitarist lie at the intersection of acoustic music, classic and contemporary jazz, and progressive rock. In recent years, he has expanded his freelancing to include work as a composer (Dusk Dances, Arts Bournemouth University) and as a studio musician (Metalworks Studios, Escarpment Sound, Deschamps Studio). Numerous projects he has worked on have aired on national radio (CBC, Jazz FM, CFRU) and international television. A music educator for about ten years, Nicholas both taught at and oversaw the lesson program at Folkway Music in Waterloo, Ontario. He owns and operates Haliburton's premier private lesson studio, Haliburton Guitar Studio, which specializes in fretted stringed instruments. A great sense of humour, enthusiasm, and accessible teaching style attracts students of all ages and skill-level on ukulele and guitar. Many years of experience making professional-grade home recordings on a shoestring budget has given him the knowledge and expertise to record his musical ideas easily and effectively. www.nicholasrussell.ca www.haliburtonguitarstudio.ca

Linda Rutenberg holds a BFA in Film and Music and an MFA in Photography from Concordia University. She believes strongly that there is a huge need for a toolkit and a working platform to teach artists how to monetize their work, and how to engage with the public that would become their future clients. After thirty years as an entrepreneurial photographic artist, creating fine art photography books and exhibitions, lecturing and teaching workshops on photography and promoting her projects, she has decided to become more involved in sharing her experience and enthusiasm, teaching artists to help themselves make a living from their art. In addition to her many years sustaining her practice by marketing, selling and promoting her work, she has also learned how to support herself financially by engaging clients and patrons and raising the funds needed to complete projects. As an artist, Linda's work has exhibited internationally and been purchased by many prominent corporate collections. It is in the National Gallery of Canada and the archives of the Bibliotheque Nationale de Paris. Linda is a full-time mentor, coach, Incubator Manager and Chief of Inspiration Officer at Dawson College in Montreal.

Kirei Samuel's fascination with glass started 25 years ago, purely by accident when a friend gave her some scrap glass. For many years she travelled the Ontario art and craft show circuit, eventually participating in some of the finest events. In 2009 she opened her studio/gallery which houses her one-of-a-kind pieces in jewelry, plates, bowls and artwork. Kirei is a member of The Arts Trail and Studio Tour of Prince Edward County and has been a featured artist in print and on television. www.lalalandglassstudio.com

Marta Scythes is a medical illustrator, fine artist and educator. Her work has been published by Harrowsmith Magazine, University of Toronto Medical Society and Harper Collins (New York). McClelland and Stewart featured her illustrations in their best-selling UP NORTH nature series as well as in The Canadian Encyclopedia. Marta holds a Master's of Science in Biomedical Communications from the University of Toronto and has created scientific animations for the Hospital for Sick Children and Queen's University. She currently teaches at Fleming and St. Lawrence Colleges, Southampton Art School and is pursuing a Master's of Design in Strategic Foresight and Innovation at OCAD University. www.bmc.med.utoronto.ca/~marta

Vicki Sharp graduated with an Honours BFA from York University and completed three scholarship sessions at The Banff School for Fine Arts. She later completed a Bachelor of Education at The University of Toronto. Vicki began making jewellery in the late '80's and, through the years, has evolved and developed her work to its current interplay of beads, stones, metal, and polymer clay. She has been exhibiting her work in fine craft shows in Ontario since 1989 and currently her work is displayed in The Arts on Main Gallery in Picton. She owned The Muskoka Moose Gallery and for 17 years founded and directed The Moose Show, Festival of Fine Craft held in the Atrium of the CBC, TORONTO. Today, she coordinates The Maker's Hand Artisan Show in Prince Edward County. Over the past 20 years, Vicki has taught jewellery workshops in Muskoka and Prince Edward County and led beading retreats in Mexico. www.vickisharp.com

John Shaw Rimmington spent many years specializing in restoring historic stone and brick buildings and eventually extended his focus to using stone in landscaping and building traditional dry stone walls. His expertise has developed from masonry practice and comprehensive research into traditional stonework in Britain, where he has worked with professionals associated with the Dry Stone Walling Association of Great Britain. He is the president of Dry Stone Walling Across Canada, (www.dswac.ca), an organization that offers instructional workshops for homeowners and landscape students on every aspect of dry stone construction. In 2004 he and members of the DSWAC built Springdale Bridge, a permanent 6 foot arched stone bridge in downtown Port Hope and in 2005 he collaborated with international dry stone artist Dan Snow to build a permanent stone ruin on the same site. In 2006 he initiated a unique project based on a book by Farley Mowat, where dry stone wallers from all over the world collaborated to build a permanent stone structure in the shape of a pre-Viking dwelling in Canada. He also designed and built the 12 foot high dry stone 'Cheese Wedge' at the Niagara Botanical Gardens. In 2012 he designed, organized and oversaw the building of the first double arched dry stone bridge in Canada at a private estate near Montreal, QC. <http://thinking-stoneman.blogspot.ca>

Michael Sheba has a B.Sc. in Chemistry from McMaster University and studied ceramics in Holland. Originally working in stoneware and porcelain, he has, for over 30 years, been recognized for his innovative contemporary approach to Raku as well as development of clay bodies and glazes. His work has been exhibited in Canada, the US and Europe. He was a board member and committee chair for the OCC, and vice-president and exhibitions chair for Fusion. Winner of various awards and honours, he has been an instructor at Metchosis, the New Brunswick Craft School, Canadore College, St. Lawrence College, University of Toronto Faculty of Education, throughout Ontario, as well as in the US, Mexico and Turkey. He was also artist-in-residence at Millsaps College, Mississippi and Vitra Studio, Istanbul. His work is found in the Indusmin, Saks Fifth Avenue and Charles Bronfman corporate collections, Burlington Art Centre, and the Canadian Clay and Glass Gallery. Michael's work is published in Raku: A Practical Approach, Hand-Formed Ceramics, The Ceramic Design Book, Ceramics: Mastering the Craft, Making Marks. Mastering Raku, and 500 Raku.

Brad Sherwood began working with glass as a student at OCAD University. Upon graduating in 1994 with a diploma in sculpture, he received an artist residency in the Glass Studio at Harbourfront Centre. He continues to develop his unique tools and methods for glass forming. Brad worked for several years as a scientific/ industrial glassblower and has incorporated that knowledge into his art. He teaches Flameworking, Introduction to Hot Glass and Three Dimensional Design at Sheridan College. Also, Brad continues his love for fencing and archery while coaching for the City of Guelph.

Beth Showalter finds inspiration in colour, textiles, fibres, people, and history. She graduated from University of Western Ontario with Bachelor degrees in Fine Arts, Studio Honours and Education, and completed the OHS Spinning Certificate Program in 2014. She has taught visual arts at the secondary school level since 2000 and also teaches spinning workshops. Beth enjoys experimenting, sharing ideas, learning new techniques, and being immersed in a variety of fibre arts.

Margot Snow is a Canadian artist with works exhibited in both private and corporate collections across North America, Australia and parts of Europe. Educated in fine arts at the Montreal Museum of Fine Arts and the University of Guelph, she has concentrated on watercolour painting since 1979 and has been teaching it since 1988. She brings life to common objects with her intense use of colour. Margot is featured in the 2013 ARTISTS OF MUSKOKA book. "Colour is the essence of my work - it is uppermost in my mind when I choose a subject and is what challenges and interests me most. Colour can change a viewer's mood, it can stimulate a feeling of peacefulness and well-being and, it can awaken a soul. www.facebook.com/margotsnowfineart

Sherry Squires graduated with BMus and BMus Ed from Memorial University and has enjoyed a varied and fulfilling career. While in Newfoundland she taught private piano lessons, as well as elementary and secondary school, and was sought after as an accompanist and coach. In 1985, she moved to Toronto where she worked as an accompanist, organist, teacher, vocal coach, music director for community theatre and conductor of a staff choir for the Bayer Company. In 1987, she started teaching at St. Christopher House, now known as West Neighbourhood House, where she now coordinates the music programs and conducts the choir, Toronto Song Lovers. She has also been the accompanist for the Jubilate Singers choir since 1986 and is founding member, arranger and music director for Daughters of the Rock, an a cappella trio of women whose mandate is to bring the folk music of Newfoundland to those outside the province.

Rob Stimpson is an internationally published, award-winning photographer. He has photographed for Ontario Tourism, Ontario Parks, and Parks Canada for many years, with his work appearing on the covers of Ontario Parks guides, calendars, magazines, Canadian Geographic, Explore Magazine, Cathay Pacific and Ethiad Air in-flight magazines, as well as many other tourism publications. Provincial and national ads are also part of his portfolio. Rob has garnered numerous awards, including a Northern Lights Award from the Canadian Tourism Commission and Best Travel Photography Award from the Ontario Tourism Summit. In October 2012 he was nominated for and accepted into the College of Fellows in the Royal Canadian Geographical Society. Rob co-authored An Artists and Photographers Guide to Wild Ontario and has contributed to numerous other books. His fine art prints hang in private homes around the world. Travels have taken him to many places, but his favourites are Antarctica and the Arctic where he has worked as an expedition photographer for One Ocean Expeditions. In 2014, Rob was part of Ice Tracks Expedition's centenary celebration of Sir Ernest Shackleton's 1914 Trans-Antarctic Expedition. In July 2016 he was selected by Globe and Mail and Lexus to be showcased with nine others, profiling their professional lives. www.robstimpson.com

Hannah Strand is a visual artist, arts educator, and Montessori teacher. She is an award-winning graduate of the Haliburton School of Art + Design, where she completed the Visual and Creative Arts, Fibre Arts, and Expressive Arts programs. Hannah designs and leads art experiences for creative souls of all ages, from toddlers to seniors. She is passionate about providing the instruction and creative freedom for her students to explore different art techniques, express their unique voice, and develop an individual style. Her mission statement is "encourage, empower, inspire". @encouragingartstudio

Hope Thompson writes for theatre, screen and television. Her plays have been produced in Toronto and Los Angeles and her short films have screened and broadcast internationally. She has written for the past two seasons of CBC's *Baroness Von Sketch Show* and is completing her first novel. As an educator, Hope has taught screenwriting in OCADU's Continuing Studies program and for the Liaison of Independent Filmmakers of Toronto. She is also co-host of the quarterly crime fiction reading series, *Noir At The Bar* - Toronto. www.hopethompson.net

Gwen Tooth specializes in teaching bold, expressive, acrylic abstraction concepts and techniques as well as exploratory approaches to innovative, intuitive drawing. She has passionately pursued many art disciplines for over forty years. Gwen participates in juried shows and exhibits her paintings regularly in solo and group shows. Galleries include, Visual Arts Mississauga, Gallery 1313, Propeller in Toronto and the Ethel Curry Gallery in Haliburton. In addition to earning a Fine Arts Certificate from Humber College, Gwen completed a Bachelor of Fine Arts at OCAD University, where she studied drawing, painting, print-making, book arts and textile arts. www.zhibit.org/gwentooth

Stephen Tulk, MD, FCFP, B.Sc.(AAM), CMI, has taught anatomy for artists and life drawing for over 15 years, at the AGO and OCAD University. After a career as a Family Physician and Medical Illustrator, he is currently teaching full time at OCAD U. Both life drawing and practicing medicine have taught him how to observe.

Al Van Mil studied fine art at the University of Guelph and OCAD. Graduating in 1972, he was deeply involved in the Canadian art scene during the seventies. In 1980, he founded a commercial art company, which grew to be named one of the top three architectural model companies in the world by *New York* magazine in 1986. Selling his subsequent architectural companies in 1989, he again began to pursue painting full-time. His colourful, eclectic style continues to evolve as he explores the many possibilities of painting and drawing. Landscape, still life, figurative and abstract elements combine traditional and contemporary imagery. He has exhibited in the National Gallery and The Art Gallery of Ontario, as well as in many privately owned galleries. He has also painted on stage as a performance artist with members of the Canadian Opera Company and the National Ballet of Canada, among others. A variety of agents and prestigious galleries represent Al's work in Ontario, Quebec, New York, and Europe. www.alvanmil.com

Rosemary Vander Breggen is an Honours graduate of Studio Process Advancement at Fleming College and was the first Reclaim Resident Artist at HSAD in 2015. She spent seven years at Dundas Valley School of Art in Advanced Studio in Fine Art and also attended Sheridan College School of Design. Rosemary exhibits widely and is a published artist with work in international, corporate and private collections. She works primarily in the mediums of collage and paint, to which she has recently added sculpture and photography.

Alice Vander Vennen has worked as a professional artist since 1980. A child of immigrant parents who left war-torn Holland, she has used her art to capture stories of loss and hope, courage and strength. First trained as a sculptor at Calvin College, USA, with further training at OCAD U, Alice now works in three dimensional assemblage, participating in numerous exhibitions throughout North America.

Heather Vollans explored many pursuits - paper-maché sculpture, furniture restoration, acrylic and oil painting, quilting, collage, and decoupage until eventually mosaic became her passion. She has been teaching indoor and outdoor mosaic for a number of years in her studio and at various venues including Mohawk College in Hamilton, Glenhyrst Gallery in Brantford, as well as locations in Mexico, her native Australia, and Ireland. Heather created public art for the Children's Memorial Gardens, Brantford and has spearheaded a number of community and large-scale school projects. In her studio practice, Heather's mosaic work is mostly abstract. The combination of textures, working either harmoniously or disparately, is what fires her interest. She finds the process of experimenting with materials to be the most enjoyable and important part of the process. The value of using discarded or found objects for art is an essential tool in her teaching and her art practice. www.dawningdecorstudio.com

Victoria Wallace is a mixed-media visual artist and educator of acrylic, encaustic, and sculptural media. She operated a mural and specialty paint finish company in Toronto for over 25 years, which included work for television programs, commercials, film, restaurants, businesses and private collections across Canada and internationally. She has been trained as a Golden Artist Educator for Golden Paints, Tri-Art Acrylic Program instructor and Product Specialist, and R&F Handmade Paints Certified Encaustic Instructor. She has taught and had exhibits at The Art Gallery of Peterborough, Humber College Assembly Hall and has been an exhibitor during the Kawartha Autumn Studio Tour for the past eight years. Victoria very much enjoys facilitating the personal creative evolution of each artist in her workshops. www.victoria-wallace.com

Scott Michael Walling is a multidisciplinary artist with a focus on analogue and digital photography, printmaking, painting, and drawing. He currently works at Haliburton School of Art + Design in many positions, including Coordinator of the Centre for Making. In this role he can learn and explore alongside other artists in a variety of mediums, using different processes, applications, and technologies. In addition to developing his artistic practice, Scott frequently teaches classes and workshops both at Haliburton School of Art + Design and in the community. Since completing the Photo Arts and Digital Image Design certificates at HSA+D, he is driven by creative passion and a desire to make and learn. He loves sharing that spirit and knowledge with others.

Saskia Wassing is a textile artist, educated and trained at Glasgow School of Art, Scotland, in the B.A. Honours Embroidered & Woven Textile program. She travelled extensively from an early age and, to this day, one can visibly "feel" that influence reflected in her work. From Britain to Russia and beyond: India, New Zealand, Australia, Polynesia, and eventually to Canada - her home for more than 20 years, Saskia's early exposure to multiple cultures is found in her love of unconventional colour-pairing and rich textural detail. Using the sewing machine and her colourful embroidery threads as drawing tools, she free-stitches her playful patterns and images onto fabrics as diverse as velvet, silk, organza, leather, hand-felted wool, and reclaimed linen, cotton, and wool. These canvases are then used to create her framed embroideries, soft sculptures, and accessories for the home and body.

Susan Watson Ellis followed graduation from the University of Toronto with an apprenticeship to a German Goldsmith. In 1981, she opened Paradigm Designs, creating handcrafted jewellery that sold across Canada. Her work won recognition in 2000 as part of the Craft Ontario's "Looking Forward" exhibition, which was curated by the Victoria and Albert Museum in London, England and represented contemporary Canadian craft. She was also chosen to be part of their "Craft in the Making II" exhibition in 2003, their juried exhibition "Ontario Craft '07", and to be one of eight jewellers chosen to be part of their "8 X 10 Jewellery" exhibition series in 2012. Her work is part of the permanent contemporary Canadian silver collection at the Macdonald Stewart Art Centre in Guelph, Ontario and is available from her studio in Haliburton, at the Toronto One of a Kind Shows, the Craft Ontario Shop, and online at www.paradigmjewellery.com.

Robbin Wenzoski a full time sculptor, has attended sculpting competitions and events in Germany, England, Australia, Canada and the US. In addition to the Haliburton School of Art + Design, his passion to teach is applied privately and at the Annual Canadian Carv-a-Palooza which includes 30+ carvers/sculptors from around the globe. Robbin pushes the limits of carving thin and is fully aware of the cutting edge technology involved with this artistic expertise. www.robbinsamazingart.com

Susie Whaley attended the Rhode Island School of Design and the Galasso School of Design. She has worked in arts education for over 20 years. In addition to teaching at The Avenue Road Arts School, Susie is the Community Program manager with VIBE Arts in Toronto. VIBE Arts is a non-profit providing free arts education to 8,000 children and youth, who have limited access across the greater Toronto area annually. In 2015, Susie was commissioned to design and create The Honsberger Award, a medal awarded annually by the Toronto Lawyers Association.

Katherine Wheatley, in addition to touring for the past 20 years across Canada, the US and Europe as a solo singer/songwriter, is a member of the Toronto band "Betty and The Bobs", plays regularly in the hilarious and moving duo "Wendell and Wheat" and tours every winter with Jude Vadala and Tannis Slimmon in the trio "Boreal". Along with Jane Lewis, she leads choirs in Guelph and Kitchener. She is a zodiac driver and musician on board an expedition ship in the Arctic and Antarctica. She's been on Stuart McLean's Vinyl Café, TVO's Studio Two, CBC's Vicki Gabareau Show and CTV's Canada AM, and has written music for film and television documentaries. Katherine won the Duke Ellington Award for arranging, the Gordon Delamont Award for Composition and the CMPA award for songwriting at Humber College. Her song "Hallelujah" won a Golden Quill award and was selected, along with "Some Sweet Country" for the new Rise Again songbook (30th-anniversary publication of Rise Up). www.katherinewheatley.com

Rebecca Whelan-Lamperd has been spinning since 1995 and now finds herself raising a small flock of Shetland sheep. Her pursuit of the OHS Spinning Certificate will culminate in her graduation from the program in 2020. Rebecca especially enjoys spindle spinning and is rarely without a spindle and fibre in her hands or her bag, ready to spin.

Fay Wilkinson is an independent, Registered Expressive Arts Practitioner (IEATA), a storyteller, and an artist. For over 30 years, she has designed and delivered expressive arts experiences for both individuals and groups, with a focus on mental health. Her published paper (in the international, peer-reviewed Journal of Arts & Health), contributes to the growing body of evidence that now supports the value of engaging in creative processes on our mental and physical wellbeing. Fay was awarded the Fellowship of Applied Education from Fleming College, and nominated for the Innovation and Creativity Award from the Chamber of Commerce. She has been invited to speak about her groundbreaking work nationally and internationally, most recently at the International Arts & Health Conference in Australia. www.openartstudio.org Facebook: Visible Voices Open Arts Studio.

Sarah Rose Woods makes fine furniture and wooden art influenced by mid-century modern style. A graduate of OCAD University, she studied Environmental and Furniture design. Sarah's award-winning work has been displayed at IDEX 2017, TODO 2018, the One Of A Kind Show 2018 and IDS 2019. She makes custom cabinetry, tables, desks, chairs, art, and house-ware items. Her dream is to start a non-profit Woodworking Studio in the GTA, offering courses that encourage being more hands-on, with an ethos of "Woodworking for All". www.sarahrosewoods.com

Cassandra Wyszowski attended the New School of Art in Toronto and went on to receive complete training in the medium of Japanese Brush Painting (sumi-é) under Ruth Yamada. In 1972, she earned her Japanese seal on the basis of a test painting submitted to a panel of sumi-é judges in Japan. Cassandra pursued further training in Western watercolour and Chinese painting and has developed a unique style based on these traditions. She is a member of the Sumi-é Artists of Canada, has been teaching and painting professionally for over 30 years, and has exhibited in numerous galleries in solo and group exhibitions throughout the country. Cassandra has also delivered workshops to painters' and potters' guilds throughout Ontario. Her paintings are held in private and corporate collections in North America and abroad. Cassandra has been teaching at the Haliburton School of Art + Design every summer since 1976.

Nora Zylstra Savage is the owner of Storylines, offering writing services and programs including writing coaching, substantive editing, writing workshops and retreats. She has been teaching memoir and creative writing since 1993. Nora has created and facilitated memoir-based intergenerational programs called Bridging the Gap for middle and high school students. Bridging the Gap went international and is now being delivered in Holland. In addition, Nora promotes mindfulness through the creation of hand-held labyrinths and mindfulness programs. Nora brings enthusiasm, humour and sensitivity to all her courses. www.story-lines.ca, www.amazinglabyrinths.ca



Great instructors! HSAD is friendly and welcoming while showcasing the expertise of Canadian artists and artisans making it available to beginner and advanced students.

— CATHERINE KLAGES

Bursaries

There are a number of financial assistance opportunities available.

■ Haliburton School of Art + Design Art Auction Bursaries

Haliburton School of Art + Design offers bursaries of \$450 for one-week courses and \$800 for full time programs. These bursaries are created through funds raised at the annual HSAD Art Auction.

■ Haliburton School of Art + Design – One Week Courses

Several bursaries are awarded to students studying full-time in both arts and non-art programs at the Haliburton School of Art + Design. (\$450)

Term: Spring, Summer & Fall

Application process: Contact Haliburton Campus for application. 1-866-353-6464 ext. 3 or 705-457-1680 or email askus@hsad.ca

Deadline: April 26, June 10 and September 10, 2019

We gratefully acknowledge our generous donors as well as the faculty, staff and friends of the Haliburton School of Art + Design for providing the works of art and organizational time for the annual Art Auction.

Questions?

1-866-353-6464 ext. 3
705-457-1680
askus@hsad.ca

Details for funding available for full-time programs are available at flamingcollege.ca/financial-aid/scholarships-and-bursaries

Submission guidelines are subject to change, please check the College website to confirm all submission information prior to the start of your program or course.

*Apply for the following bursaries using the Financial Aid Office online fund application.
Please refer to flamingcollege.ca/financial-aid/scholarships-and-bursaries for additional information and application details.*

■ Haliburton School of Art + Design – Full Time Programs

Several bursaries are awarded to students studying full-time in both arts and non-art programs at the Haliburton School of Art + Design. (\$800)

Terms: Fall & Winter

■ CFUW Haliburton Chapter Student Bursary

Awarded to a female student in financial need enrolled full time in any program at the Haliburton Haliburton Campus of Fleming College.

Term: Fall or Winter

■ Denis Cliff Endowed Bursary

Awarded to a student in financial need who is enrolled in the Visual Arts Fundamentals and Drawing Program at the Haliburton Campus. (variable amount)

Term: Fall

■ Donald Crump Endowed Bursary

Awarded to a full-time student in financial need enrolled in the Photo Arts Certificate Program at the Haliburton School of Art + Design. (variable amount)

Term: Fall

■ Kathleen Finlay Memorial Bursary

Awarded to a full-time student in financial need enrolled in the Visual & Creative Arts Fundamentals (Drawing and Painting) program. (variable amount)

Term: Fall

■ Carole and Don Finn Endowed Bursary

Awarded to a full-time student in financial need in the Arts Certificate/Diploma Program at the Haliburton Campus. (variable amount)

Term: Fall

■ Clark Guettel Memorial Student Bursary

Awarded to a full time student in the Glassblowing Program at the Haliburton Campus. (variable amount)

Term: Winter

■ Haliburton Campus Staff Bursary

Awarded to a full time student in financial need that is registered in a program that is offered at the Haliburton Campus. (variable amount)

Terms: Fall, Winter & Spring

■ Janet Honsberger Endowed Bursary

Awarded to a full time student registered in the Visual and Creative Art Diploma and/or any of the Arts certificate programs offered by the Haliburton School of Art + Design. (variable amount)

Term: Fall

■ The Gallen-Ludgate Arts Bursary

Awarded to a full time student registered in the Visual and Creative Art Diploma and/or any of the Arts certificate programs offered by the Haliburton School of Art + Design. (variable amount)

Term: Fall

PLEASE WELCOME TO THE STAGE

Join us in the Great Hall from 5:30 to 6:30 pm.

Our entertainment is suitable for adults and children alike.



Photo: Kevin Fox

Thursday, July 4

Eve Goldberg & Brenna MacCrimmon

Known for her watercolour voice and solid guitar style, Eve Goldberg is a compelling writer and interpreter whose music spans folk, blues, country, swing, bluegrass, and gospel. Brenna MacCrimmon is a Canadian folk singer who has been performing, studying and teaching Balkan and Turkish music since late 1980s.

Thursday, July 11

Jane Lewis

Canadian singer-songwriter Jane Lewis has a piano-based folk-pop-roots style that blends engaging melodies and well-crafted lyrics. Often compared to Carole King, her writing has been described as "intelligent, poetic, cinematic, and passionate." She has released 2 solo recordings, and an EP with her folk duo Gathering Sparks, nominated for Vocal Group of the Year at the 2014 Canadian Folk Music Awards. Gathering Sparks is set to release a full-length album in 2019 with Borealis Records. When not on stage, Jane can be found leading vocal and harmony workshops, community singing events, circle singing, and Women's Music Weekend retreats.



Thursday, July 18

Katherine Wheatley

With offhand wit, vibrant lyrics and an infectious passion for performing, Katherine Wheatley has been captivating audiences everywhere she performs. According to the Toronto Star, she "turns pebbles of everyday life into dreamy mountains of song." It's an apt observation about this geologist-turned-songwriter. As she travels between shows on North America's highways, the landscape, as well as the characters she encounters on her travels, inspire her songs. She has an uncanny ability to take minor observations in life and find their soul. Warren Footz from SEE Magazine in Edmonton wrote "As a listener, it's hard not to sit back, close your eyes and watch the movie play. And man, can this serene red head ever play guitar."



www.katherinewheatley.com

womensmusicweekend.com

katherinewheatley.com

borealsongs.ca

Thursday, July 25

October Browne

October Browne has been playing guitar for more than 30 years and singing for 20. She has recorded four CD's on which she plays guitar, mandolin, cittern, bodhran and fiddle. She can also be heard on compilations with artists such as George Michael and Bruce Cockburn. She has become known for her intimate, heartfelt guitar instrumentals, emotive singing, and is one of a small handful of women who play fingerstyle guitar professionally. October has played around the world in various musical capacities that range from musical director and band member, to accompanist and soloist.

www.octoberbrowne.com



Thursday, August 1

Nicholas Russell

Nicholas Russell is an accomplished guitarist, composer, music producer, and stringed instrument maker. With an Honours Degree in Music and private classical harmony tutelage, he works professionally somewhere within the crossroads of these disciplines. His musical style and knowledge spans genres, but his current explorations as a guitarist lie at the intersection of acoustic music, classic and contemporary jazz, and progressive rock. Numerous projects he has worked on have aired on national radio (CBC, Jazz FM, CFRU) and international television.



Thursday, August 8 (pre-auction)

Andy Rush and the Choral Singers

Enjoy the power of the collective voice! A large group of people, many meeting for the first time just four days prior to becoming part of this choral group, will raise their voices together in song. It's extraordinary. Andy Rush's passion for performance and music motivates his singers and energizes large spaces! You'll witness and hear, but most of all you'll feel, the remarkable phenomenon of the collective voice.



Community Arts Events

Check out some Haliburton-area arts events on page 92.



ART TALKS

4:45 to 6:00pm • Wednesdays • July 3 to August 7

*Art Talks are held in the Great Hall of Fleming Campus.
Free! Friends, family and community members welcome.*

July 3

Making It

with April Gates

April took an interest and discovered her passion. Then she took her passion and created a business. Blackbird Pottery was borne of courage. It takes courage to forego the safety of convention and trust that your creative pursuit will support you. See April's work and hear about some of the unexpected, serious, hilarious, frustrating, joyful steps along her way. And it's not over yet.

July 10

China – Then & Now

with Paula Letki

From the frivolous decadence of the Dragon Lady's projects to the Bird's Nest Olympic Stadium, we see in China an ancient civilization that underpins much of the culture of the world, now barreling forward using modern technology at a rate that is hard for us to comprehend. Join me for a presentation of the paradox that is China. Technology, art, treasures and our Canadian impact.

July 17

Drawn to Abstraction

with Gwen Tooth

Gwen will reveal, through images and sometimes-humorous anecdotes, how she has arrived at to the expressive abstract style and experimental technique that has become her painting signature. Interestingly, the journey was through training in and phases of realism. Enjoy her process in selected series of works, discussing the evolution of an exhibition from birth of the concept to its public release. Positive experiences with co-operative and non-profit galleries, her branding strategy, and her ongoing commitment to her career development will also be shared.

July 24

Fail – “It Ain’t So Bad – Look at Me!”

with Tony Clennell

Failure is success in progress. There are many experiences in life that some see as failures - failed businesses, failed marriages, failed firings, and failed courses in school. Few of our failures are lethal, and in fact, you need to embrace the prospect of failure to achieve eventual success. Tony will share how this philosophy has not only influenced but driven his evolution as an artist.

July 31

In Many Ways

with Susan Watson-Ellis, Mary Intven Wallace, Kielyn Marrone and Nicholas Russell. Moderated by Sandra Dupret.

It's everywhere. It influences, challenges, pleases, offends, and excites. We see it, hear it, wear it, read it, and taste it. Enjoy a moderated panel discussion with a diverse group of creators – a jeweller, painter, winter camper, and musician - about art/ craft-making as a lifestyle in the context of societal and personal influences.

August 7

KiNibi Enwewin

with David Beaucauge Johnson

The intersection of art and science fascinates David. For the past ten years, he has been exploring the connections between seemingly unrelated things and has made some fascinating discoveries about the magic that exists in the overlap of art and science. He will reveal his findings in a wildly woven narrative connecting his paintings, published work on Indigenous history, and his ongoing research into a new science that he has labelled KiNibi Enwewin or the Language of Earthwater.

BEYOND THE STUDIO

Opportunities to relax, explore and enjoy during summer school!

■ Faculty Exhibition

An exhibition of faculty work will be present in the Great Hall for the duration of summer school.

■ Art Talks

Wednesdays • 4:45 to 6:00 pm

The Haliburton School of Art + Design sponsors a weekly free presentation open to all students, staff and public. Join us in the Great Hall. See page 91 for specific presentations.

■ Walk-About & Instructor Feature

Thursdays • 4:00 to 5:45 pm

Students, family, friends and community members are welcome to visit classrooms to see the work in progress and talk with the instructors. Instructor work will also be available to view on screen in the Great Hall.

■ Entertainment

Thursdays • 5:30 to 6:30 pm

Each Thursday evening you're invited to the Great Hall to relax and enjoy a free concert. See page 90 for specific entertainers.

COMMUNITY ARTS EVENTS

Haliburton has a thriving and supportive arts scene with activities and events year round. Check out:

Haliburton Art & Craft Festival, see ad page 96,
railsendgallery.com/haliburton-art-and-craft

Haliburton County Studio Tour, see ad page 96,
haliburtonstudiotour.on.ca

Haliburton Folk Society, haliburtonfolk.com

Haliburton Highlands Arts Council, www.haliburtonarts.on.ca

Highlands Opera Studio, see ad page 96,
www.highlandsoperastudio.com

Highlands Summer Festival, see ad page 96,
www.highlandssummerfestival.on.ca

HSAD Faculty Exhibition, see ad page 96

Stanhope Heritage Day, www.stanhopemuseum.on.ca

The Forest Festival, see ad page 96, www.theforestfestival.com

Tour de Forest Artisans Tour, see ad page 96,
www.haliburtontourdeforest.com

Winter Folk Camp, www.winterfolkcamp.net

Haliburton Sculpture Forest

Wrapped around the campus, the Haliburton Sculpture Forest is a unique outdoor collection of sculptures by Canadian and international artists. Unstructured and unscripted, the Sculpture Forest experience is ideal for families looking for an interesting outing, for those who enjoy outdoor trails, and for people looking for a unique artistic experience. Visit the Sculpture Forest anytime or join a free guided tour.

Full tours take place throughout July and August, Tuesdays from 10:00 to 11:30 am and
Curator's Choice tours are Wednesdays from 12:10 to 12:50 pm.

Meet at the kiosk in the college parking lot.

The Haliburton School of Art + Design and Fleming College Advancement and Alumni Relations gratefully acknowledge the on-going support of the faculty, staff, students, and friends who generously support this event.

With the long history of this annual event and the generosity of our faculty, approximately \$450,000 in student bursaries has been raised. That's a remarkable impact on art, craft and design education.



*Oval Sterling Silver Pendant
by Michaela Wolfert
donated to 2018 Art Auction*

**Admission is free
and all are welcome!**

HALIBURTON SCHOOL OF ART + DESIGN FACULTY ART AUCTION

a fabulous annual event with a long history

There will be many unique works of art, all created and generously donated by artists who are members of the faculty at the Haliburton School of Art + Design. A number of Silent Auction items will also be available.

Thursday, August 8, 2019

**Haliburton Campus of Fleming College, Great Hall
Preview at 5:00pm • Auction at 7:00pm**

All proceeds from the Art Auction are directed to bursaries for students attending arts programs at the Haliburton Campus.

FAQ 2019

What are the ages for courses?

We've made some changes that will provide more options for certain ages.

Kids (two groups):

4 (as of January 1, 2019) to 8 years and
8 to 10 years

Youth: 10 to 13 years

Teens: 13 to 18 years

Please adhere to the ages indicated in the kids, youth and teen programs. The school maintains the right to request proof of age and, if necessary, will remove a child from a course. No refund will be granted in these instances.

Which bus service goes to Haliburton?

Can-ar Coach Service has daily service from Toronto.

1-800-387-7097 www.can-arcoach.com

Is there a taxi service in Haliburton?

Hyland Taxi has 24 hour service. 705-457-1777

Where do people stay when they take a course?

The Haliburton School of Art + Design maintains an accommodation list at www.hsta.ca under the Haliburton Accommodations tab. Options range from private to commercial, from room & board to hotels; the distance to the school is indicated with each. Additional accommodation information is available through the local tourism office at www.experiencehaliburton.com. We suggest letting accommodation providers know about the school's two-week cancellation policy and asking if they can have the same.

Can I get art supplies there?

Art supplies will be available for purchase on-site Mondays and Wednesdays from July 1 to August 7, 2019. There are also some art supplies available at local retail outlets.

Can we get something to eat at the school?

Fleming Campus: There is a small servery located at our Haliburton campus. Coffee, muffins, juices, soups, salads, and daily lunch specials are available. The hours are as follows:

Monday to Friday 8:30 am to 2:30 pm

There are also vending machines with drinks and snacks, as well as a microwave and fridge available for your use. Picnic tables will be situated around the property. There are a number of restaurant options in the village.

Please note that there will not be food service for Saturday workshops.

Haliburton Highlands Secondary School:

Food service will be provided by SIRCH Community Services. Chef Jay McIvor will be baking up morning snacks as well as creating a variety of healthy and delicious soups, salads, main courses and treats at lunch. He uses fresh local ingredients and will have some gluten-free options. Simply Homemade is a social enterprise of SIRCH Community Services, a non-profit organization that provides food service training to youth, and also provides thousands of meals to those in need in the county. Every lunch sold during summer school helps them feed a child or senior. Simply Homemade lunches are affordable, nutritious and yummy ... and you'll be helping someone else!



Can I bring my pet?

We're sorry but pets are not permitted in any of the school locations.

How do I know if the skill level is right for me?

We do our best to indicate the skill level of instruction. If there is no indication, assume that it's suitable for beginners. Please give careful consideration to the appropriateness of your course as it relates to your skill level as this will ensure a positive learning experience for all involved. We would be happy to assist you with any questions.

Is smoking allowed?

Smoking is only permitted in designated areas. Please ask for details when you're on site.

Can you help me with special needs?

Fleming College strives to accommodate individuals with special needs. Equal access is important to us. Students requiring special support while at the school should inform us upon registration. Self-identification is your responsibility. Please contact the school in a timely manner to enable us to make necessary arrangements. call (705) 457-1680 or TTY (705) 749-5521.

Is there a discounted fee for seniors?

We don't offer a senior rate for any of our courses, workshops or supplies.

How can I find out more about the local area?

Information about the Haliburton Highlands is available at www.experiencehaliburton.com and www.haliburtoncounty.ca



Your office staff is lovely.

~ DEBBIE NOILES

**Check our website at www.hsad.ca
for the latest information.**

OPENING DATES FOR REGISTRATION

March 1	Spring and summer courses
March 25	Expressive Arts – part-time, spring program
June 3	OHS Levels III & VI
July 2	Fall courses

Calendar Accuracy

The material in this calendar has been prepared in advance of the academic session to which it pertains. The information presented herein was the most current and accurate information at the time of printing. Fleming College reserves the right to make changes without further notice. For the most current information, please visit www.hsad.ca

Registration Options



ONLINE

Visit hsad.ca, scroll down and click Summer/Fall Art Programs. Select your course and click through the easy-to-follow instructions.

Online enrolment and payment is confirmed by email. Receipts are not mailed for online registration. Please be sure to access your material list online as well. Simply click "Material List & Important Details" on the course information page you register from.

Online registration is unavailable for a small number of offerings.



PHONE

Register with your Visa or Mastercard.
1-866-353-6464 ext. 3
705-457-1680



IN PERSON

Drop by our office at 297 College Drive, just minutes from downtown Haliburton.



MAIL

Send your registration details and full payment – cheque or money order only, payable to Fleming College.

HSAD, Fleming College
P.O. Box 839
Haliburton, ON
K0M 1S0

**REGISTER
ASAP!**

Waiting until the last minute limits your choice of courses and may cause disappointment.

All fees are payable in Canadian funds. Unless otherwise indicated material fees are payable to the instructor on the first day of class. See the next page for important information about material lists. Fleming College is committed to sustainable environmental practices. In an effort to conserve paper, your material list, map and detailed welcome letter will be accessible on-line (by May 1).

OPENING DATES FOR REGISTRATION

March 1	Spring and summer courses
March 25	Expressive Arts – part-time, spring program
June 3	OHS Levels III & VI
July 2	Fall courses

Should you require further information, please call our office for assistance:

705-457-1680

Toll-free 1-866-353-6464 ext. 3

askus@hsad.ca



Important Information

Accommodation Information – See page 93.

Administrative Fee – All part-time HSAD course cancellations are subject to a \$25 administrative fee. If you cancel in writing any time up to 14 days prior to course start, you will receive a full refund, less a \$25 administrative fee. See below for full refund policy.

Age Groups

We've made some changes that will provide more options for certain ages.

Note
Changes!

Kids: 4 (as of Jan. 1, 2019) to 8 years and
8 to 10 years

Youth: 10 to 13 years

Teen: 13 to 18 years

Adults: 18 years of age or older.
Special consideration may be granted
in certain circumstances.

Cancellation of Courses – Please see details as outlined in the Refund Policy section below.

Fees – Fees include HST and a part-time service fee is \$0.77 per course hour to a maximum of \$45 per course. Service fee details below. Material costs are extra and subject to tax.

Freedom of Information – Information given will be used for administration purposes such as registration, student records, class lists and mailing lists.

Harmonized Sales Tax (HST) – Where applicable, HST is included in the course fee listed.

Part-Time Service Fee – A part-time service fee of \$0.77 per course hour (up to a maximum of \$45) applies to all adult weeklong courses and adult weekend workshops. The fee is included in the advertised fee and will cover services offered to students at the Haliburton School of Art + Design.

Receipt – Your receipt will be mailed to you if you register by phone or mail. Online enrolment and payment is confirmed by email. Receipts are not mailed for online registration.

Skill Levels – Courses are designed for the beginner to the advanced student, unless otherwise indicated. Limited class size allows for individual instruction at each level, providing maximum benefit to all students. Please be sure to check the experience recommendations indicated before you register for a course.

Tax Receipts – With the exception of the courses within the Expressive Arts program, these offerings are not credit courses and therefore not eligible for a tax receipt. Canada Customs and Revenue Agency (CCRA) dictates that a full or part-time course fee must exceed \$100, must be at a post-secondary level and the associated program must be greater than 3 consecutive weeks in duration to be eligible for a T2202A.

Weaving Looms – There are four-harness floor looms and related equipment available for use at the school.

Material Lists

A list of materials needed for your course is accessible on-line (usually by May 1). Visit www.hsad.ca, search for your course name then click the "Material List and Important Details" link.

Important details to check:

- Course name
- Course code and section number
- Instructor
- Date

These checks will ensure you are accessing the correct material list for your course.

This list will also indicate any material fees that will be payable to the instructor. Please check the status of your course if you are concerned about the investment in materials.

Your material list can be mailed to you upon request.

REFUND POLICY

If We Cancel: When the college finds it necessary to cancel a course, a full refund of fees will be granted. Decisions on course cancellations are made two weeks prior to course start in order to provide fair notice to students and instructors. Notifications are made by telephone – be sure to give us an alternate number to call if possible. Should you wish to transfer to another course, every effort will be made to accommodate you, providing there is space. You will be contacted only in the event of cancellation. We cannot be responsible for travel or accommodation expenses.

Courses are non-transferable. Transcripts are issued for credit courses, making it imperative that the student registered is the student that attends.

If You Cancel: All notifications of cancellation must be received in writing.

If you cancel any time up to 14 days prior to course start, you will receive a full refund less a \$25 administrative fee. If you cancel later than 14 days prior to course start, there is no refund of fees. This policy applies in all circumstances due to our commitment to students and instructors two weeks prior to course start. Should you be able to attend a different course within the fiscal year, we would be happy to attempt to accommodate you.

Notification of cancellation can be emailed to askus@hsad.ca. Alternatively, our fax number is (705) 457-2255 and is available 24 hours/day 7 days/week.

*No refunds, partial or whole, will be granted if we receive insufficient written notification.
It may take 2 to 4 weeks for refunds to be processed.*

Community Arts Events

Check out more Haliburton-area arts events on page 92.

explore haliburtonsculptureforest.ca

free admission.
open dawn to dusk.

30+ sculptures in Glebe Park Haliburton.



WHAT'S ON Stage THIS SUMMER

MARY POPPINS
June 30 (7:30 p.m.), July 1 (2 p.m.), July 2-4 (7:30 p.m.)
5 & 7 (2 p.m. matinee), 8 & 9 (7:30 p.m.)

TRUDEAU STORIES
July 10 & 11 (7:30 p.m.), 12 (2 p.m. matinee)

SIX DANCE LESSONS IN SIX WEEKS
July 15-18 (7:30 p.m.), 19 & 21 (2 p.m. matinee), 22 & 23 (7:30 p.m.)

TORQ PERCUSSION QUARTET
July 24 & 25 (7:30 p.m.), 26 (2 p.m. matinee)

THE LADIES FOURLSOME
July 29 - Aug 1 (7:30 p.m.), 2 & 4 (2 p.m. matinee), Aug 6-8 (7:30 p.m.)

Highlands summer festival 2019
Live Theatre

Tickets or more information
705.457.9933 | Toll Free 855.457.9933
HighlandsSummerFestival.on.ca
Order tickets online

HIGHLANDS OPERA STUDIO

VALERIE KUINKA
General Director

RICHARD MARGISON
Artistic Director



JULY 23 - AUG 26 | 2019

HEAR THE BEST EMERGING PROFESSIONAL PERFORMERS IN MASTERCLASSES, CONCERTS, & FULLY STAGED OPERAS!

ARIADNE AUF NAXOS / WOMEN IN OPERA (SUOR ANGELICA + MORE)

INFO & BOX OFFICE | 1-855-455-5533
HighlandsOperaStudio.com

HALIBURTON ART AND CRAFT FESTIVAL JULY 26-28


PRESENTED BY



RAILS END GALLERY & ARTS CENTRE

visit Rails End Gallery after class or on break!
HALIBURTON'S LANDMARK RAIL STATION

THE ETHEL CURRY GALLERY



Featuring the works of Canadian Artists inspired by the Haliburton Highlands

94 Maple Ave. Haliburton ON, Canada
info@ethelcurry.com 705.457.9687
www.theethelcurrygallery.com
f @ethelcurrygallery

Haliburton Forest & Wild Life Reserve proudly presents

the Forest Festival

August 14-18, 2019

7 Incredible Shows in 5 Amazing Days

Experience Unique Summer Performances at our Historic Logging Museum venue

Tickets & Information 1.800.631.2198 
www.theforestfestival.com

13th Annual

TOUR DE FOREST

Summer Studio Tour

August 3 & 4, 2019 • 10am-5pm

Explore the scenic route and discover original treasures in a wide variety of media

www.haliburtontourdeforest.com
tourdeforest1@gmail.com

DISCOVER INSPIRING ART AT

HALIBURTON COUNTY STUDIO TOUR

OCTOBER 5TH & 6TH AND OCTOBER 12TH & 13TH

DETAILS & STUDIO INFO FOUND AT
HALIBURTONSTUDIOTOUR.ON.CA





Janice Saunders – *Spliced*
16" x 20", archival inkjet photograph, 2018
Program Graduate

This is the summer you could devote to your art practice.

Our advanced Independent Studio Practice post-graduate program is structured for artists like you to take your practice to the next level with the support and mentorship of professional artists.

Spend May to August immersed in your art in the location that best suits you. Because this program is flexible in its delivery, you can choose to work from your own studio, or here on campus.

Program Highlights:

- A limited number of scheduled classes take place on campus, augmented by online learning, PLUS field trips and on-site studio visits with professional artists
- Choose from over 100 weeklong art course electives to enhance your skills, or to explore a completely new medium
- Create bodies of work, a set of artist documents, and a final portfolio
- Participate in a program-culminating exhibition at a professional gallery: Agnes Jamieson Gallery, Minden, August 9 to September 7, 2019


Contact us to discuss how we can customize a unique studio learning experience for you this coming summer.

Contact Wendy Ladurantaye
1-866-353-6464 ext. 6717
wendy.ladurantaye@flemingcollege.ca

hsad.ca



**Haliburton School
of Art + Design**
Fleming College



705.457.1680
Toll Free 1.866.353.6464 ext. 3

askus@hsad.ca

297 College Drive
Box 839, Haliburton, Ontario
K0M 1S0

Connect with us



hsad.ca