


Course Calendar

2018



**Haliburton School
of Art + Design**
Fleming College



Leaders in Art + Design Education

Our visual arts and design diplomas are different. Both incorporate strong foundation skills and hands-on material practices. Build a solid portfolio and take the next step to where you want to go—continuing education, setting up a studio practice, or designing your creative career.

Year 1 Pick Your Path

Visual and Creative Arts Diploma

14 art foundation courses –
use a wide variety of
materials and learn to think
differently about art

OR

Integrated Design Diploma

17 design foundation courses –
understand what good design
is and why it's important

Year 2 Choose Your Specialization

Select one of our Art Certificates

Artist Blacksmith • Ceramics • Digital Image Design
Drawing and Painting • Fibre Arts • Glassblowing • Jewellery Essentials
Moving Image Design • Photo Arts • Sculpture

Integrated Design students have the option of applying for direct entry into year two of our Graphic Design program located in Peterborough. Seats are limited for this specialization. See hsad.ca for details.

**What Kind of
Designer Are You?**

Open Flap

What Kind of Designer Are You?

The **INTEGRATED DESIGN** diploma program at the **HALIBURTON SCHOOL OF ART + DESIGN** is the place to find out.

Whether you're fresh out of high school and haven't found the right post-secondary fit or you're an empty nester; we will help you discover your inner designer.

Good design helps you to live positively and navigate the world around you. In our program, you'll learn what constitutes good design and how to integrate it into your life and studio practice.

In fact, we will give you all the creative thinking tools, problem-solving skills, and hands-on experience that you will need to design your own life.

Our kick-ass team of design professionals is passionate about helping you help yourself so that you can help others through an integrated design approach.

We live in a multi/disciplinary, interdisciplinary and inter-generational world that requires us to know a little about a lot, so that we can better direct our future.

Design your future now. Apply today!
Classes begin September 2018.



Award-winning designer **Barr Gilmore** (RCA, MDes), is the coordinator and creative force behind the program. Former Studio Assistant to renowned art trio General Idea and Senior Design Associate at Bruce Mau Design, Barr has been a graphic, environmental graphic and industrial designer since 1996 with such clients as Gagosian Gallery, TIFF Bell Lightbox, Scotiabank Photography Award, Gardiner Museum, Design Exchange and the Gershon Iskowitz Foundation, amongst others. In 2005, he was inducted into the Royal Canadian Academy of Arts for Graphic Design and in 2011, he earned the Governor General's Academic Gold Medal, and his Master of Design from OCAD University.



Integrated Design Manifesto, 2016



The Recent High School Graduate



ANDREW JENNINGS, early 20s

*I didn't really know where I was going in life until I met some graduates of the **Integrated Design** Diploma program while taking HSAD's **Sustainable Building Design and Construction** certificate last summer. I heard that the program allowed you to experiment with a lot of different materials and techniques while fostering a path towards self-enlightenment through design. I signed up without hesitation and now I'm on a path toward real change.*

Andrew Jennings is a native Haliburtonian. After graduating from high school in 2014, he studied Computer Game Development and Design at Carleton University. Realizing that he didn't feel passionate about his chosen field of study, he moved back home and spent a year figuring out his next post-secondary move. Andrew is doing his diploma in reverse—having completed his certificate in Sustainable Building, he is now learning the fundamentals of design in **Integrated Design** and is doing his design thesis research into role-playing (cosplay costumes and props) and Geek Culture, a field ripe with design potential.

The Empty Nester



DANA CHEER, mid-40s

*I came upon HSAD when I was researching fabric and fibre art courses. I have always wanted to go to art school, but it wasn't until four years later that I revisited the website and found the new **Integrated Design** program. It sounded like it was designed just for me. The program really strives to pull the designer and creative thinker out of you while encouraging an in-depth exploration of yourself and what you are really capable of.*

Dana Cheer, a mother of two grown children, hails from B.C. via Shallow Lake in Western Ontario. She holds a Diploma in Marketing and Business and now an **Integrated Design** diploma with a focus on **Sustainable Building Design and Construction** and **Ceramics**. Before coming to HSAD, Dana collaborated with a marketing team to design and implement health and beauty products for mass markets; and operated her own decorating business, Creative Interiors. She has worked in both public and private sectors. **Dana Cheer Design** is currently designing and making functional ceramic wares, concentrating on dinnerware to promote getting families back to the dinner table.

The Budding Interdisciplinary



LAURETTA PETERS, mid-20s

*I was searching for Glassblowing programs across Canada and could only find a handful. While scanning the HSAD website, I started reading about the **Integrated Design** diploma program. It spoke to my interest in developing my own (glass) design business, so I thought, why not do both a diploma and a certificate and so the journey began. Last fall I completed my **Moving Image Design** certificate and now I'm full-on **Glassblowing**... a dream come true.*

Lauretta Peters hails from Hanley, Saskatchewan. After graduating from high school, she joined Katimavik and travelled the country doing intensive full-time volunteer work for those less fortunate than herself. After completing her tenure, her inner flaneur got the best of her, so she decided to hitchhike from Victoria to Newfoundland. In Edmonton, she got the "fire" bug and began her journey into fire performance, hooping and flamework. While in the **Integrated Design** program, Lauretta combined her interest in fire/hoop performance and glasswork and began her design business **Kaura Kreations** in earnest. Her dream is to create a mobile glass studio and travel in it across Canada.

Welcome!

General Information	2
Courses and Programs	
Course Listings by Date	4
Expressive Arts – Ontario College Graduate Certificate	9
Expressive Arts Courses	10
Spring 2018	
Peterborough	12
Toronto	13
Etobicoke	14
Haliburton	15
Concentrated Study, Drawing and Painting	17
Summer 2018	
Haliburton	20
Fall 2018	
Kleinburg	66
Etobicoke	66
Peterborough	67
Haliburton	69
Visual and Creative Arts Diploma (VCAD)	72
Instructor Biographies	74
Bursaries	89
Entertainment – On Stage	90
Art Talks	91
Activities Schedule	92
Community Arts Events	92
FAQ	93
Registration Options	94
Important Information	95
Refund Policy	95



Like us on Facebook:

[flemingHSAD](https://www.facebook.com/flemingHSAD)

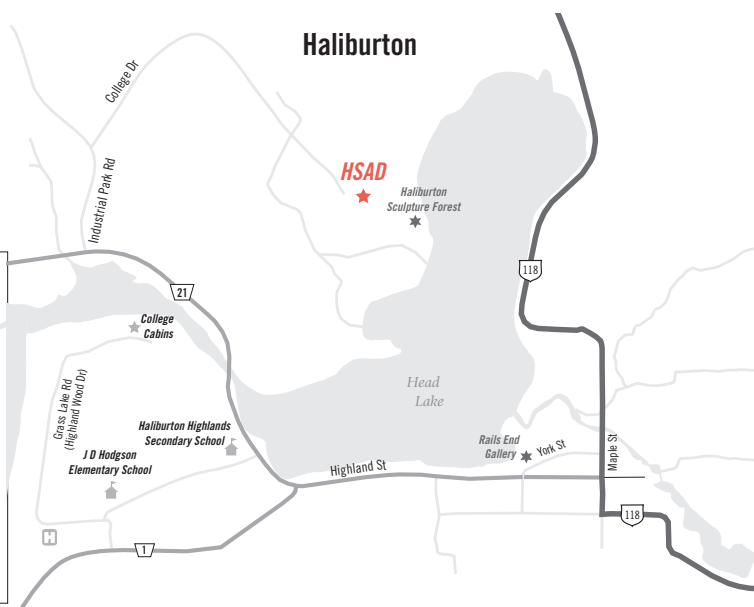
Cover Art: Annette Blady Van Mil, "Stripes III"

Exhibiting internationally, Annette's canvases can be found in many prominent galleries and private collections in Canada, the United States, and in Europe. www.annetteblady.com

Annette is teaching the following in 2018:

- Acrylics & Mixed Media
- Mosaics





Art + Design Education Leaders

Haliburton School of Art + Design offers cottage country and city art experiences.

- Haliburton
- Peterborough
- OCAD University in Toronto
- McMichael Canadian Art Collection in Kleinburg
- Neilson Park Creative Centre in Etobicoke

The quality and unique diversity of HSAD's part-time program is made possible by our faculty members. Returning, long-time instructors are joined by new faculty, enabling us to transform the program each year. Instructors are with us only for the duration of their course and are part of a weekly rotation of offerings that results in a highly charged creative atmosphere.

LOCATIONS

Spring: Courses will be held at Fleming's Haliburton Campus in the village of Haliburton and the Sutherland Campus in Peterborough. Additional offerings are available at the Ontario College of Art & Design University in Toronto.

Summer: Courses are held in the village of Haliburton, just 2 ½ hours north of Toronto and 3 ½ hours west of Ottawa. Most are located at Fleming's Haliburton Campus and J. Douglas Hodgson Elementary School. Some classes are held at other venues within the village. A map featuring locations is available online and specific locations/room number of each course will be posted at the entrances of the Fleming Campus and JDH Elementary. Outdoor signage and staff members will also help direct you.

In order to accommodate changing registration levels and specific needs, precise room locations are determined the Friday prior to the start of the course and are subject to change.

There are two courses being offered at Neilson Park Creative Centre in Etobicoke; one in June and another in July.

Fall: Courses will be held at Fleming's Haliburton Campus in the village of Haliburton, the Sutherland Campus in Peterborough, Neilson Park Creative Centre in Etobicoke, and the McMichael Canadian Art Collection in Kleinburg.

DATES

The majority of courses are held in Haliburton in the summer months, with additional offerings in the fall and spring as detailed.

TIMES

Week-long courses: 9:00am to 4:30pm, Monday to Friday (unless otherwise indicated – some courses are 6 days)

Saturday workshops: 9:00am to 5:00pm

Saturday morning workshops: 9:00am to noon

FEES

Week-long adult credit courses (5 days): \$360.06

Saturday workshops: \$111.62

Saturday morning workshops: \$47.84

Kids' courses: \$109.20 per week (half days)

Youth and Teen courses: \$238.77

Materials extra.

OPENING DATES FOR REGISTRATION

March 1	Spring and summer courses
March 26	Expressive Arts – part-time, spring program
June 1	OHS Level II and V
July 3	Fall courses

askus@hsad.ca

1.866.353.6464 ext. 3 or 705.457.1680

Fax: 705.457.2255

297 College Drive, Box 839,
Haliburton, Ontario K0M 1S0



**Haliburton School
of Art + Design**
Fleming College



Dear Art Enthusiast,

Welcome to the 2018 Haliburton School of Art + Design summer calendar. As always, our summer program team has been very busy this fall and winter arranging unique creative experiences just for you!

Last year we welcomed over 2400 students to our summer school program. Why do art enthusiasts keep coming back? Because we are THE place to learn the fine, performing and literary arts at all levels. Whether you are just starting to explore your creative side or you are an experienced artist continuing to develop your skill or add to your artist's toolbox, we have something that is sure to interest you. Our classes are small and personalized – the perfect environment for our faculty to provide a hands-on experience. With over 300 courses taught by artists who are eager to share their knowledge and skill, you'll find the perfect match for your interest and skill level.

The Haliburton School of Art + Design is a wonderful place for you to learn, grow and create. We look forward to welcoming you this summer and being a part of your creative experience. Let's stay in touch - check out our Facebook page, Fleming College - Haliburton School of Art + Design, to see what we are up to.

I look forward to seeing you in the studio soon.

Yours in art,

Sandra Dupret, Principal
Haliburton School of Art + Design, Fleming College

Open House

Saturday, April 7, 2018

10 am – 2 pm

Experience what we have to offer!

- Talk to Fleming faculty, staff, and students, and tour our fabulous campus.
- See the studios, Great Hall, and classrooms.
- Get information about accommodation options, and visit the village of Haliburton.
- You may want to stroll through the Haliburton Sculpture Forest that surrounds the campus. See page 92.

There will be another Open House in the fall. Call us for the date if you are interested in visiting.

Fleming College

LEARN | BELONG | BECOME

- College President: Dr. Tony Tilly
- Campus locations in Peterborough, Lindsay, Haliburton, and Cobourg.
- 6,000 full-time students; 10,000 part-time students; 73,000 alumni
- More than 110 full-time programs in Business and Justice, Environmental and Natural Resource Sciences, Arts and Heritage, Community Development and Health, Trades and Technology, and General Arts and Science
- More than 900 part-time courses are offered in evening sessions, week-long or weekend workshops, day classes, or online. The college's portfolio includes both career-enhancing programs and lifestyle and leisure courses.
- Fleming College, as a member of OntarioLearn, offers hundreds of online courses; this is a flexible option for students balancing a career, education, and personal commitments.

flemingcollege.ca

COURSE LISTINGS by date



**Haliburton School
of Art + Design**
Fleming College

hsad.ca

1.866.353.6464 ext. 3

OPENING DATES FOR REGISTRATION

March 1	Spring and summer courses
March 26	Expressive Arts – part-time, spring program
June 1	OHS Level II and V
July 3	Fall courses

OTHER-THAN-HALIBURTON IN THE SPRING AND SUMMER

Peterborough

Saturday, May 5 (see [page 12](#))

Colour Mixing Workshop	Martha Robinson
Drawing Basics Workshop	Helen McCusker
Felting - Intermediate Workshop	Heidi Hudspith
Herbal Soaps, Salts & Soothing Salves Workshop	Linda Lee Purvis

OCADU, Toronto

June 4 to 8 (see [page 13](#))

Figure Drawing – Expressing the Real	Thomas Hendry
Portrait Painting	Brian Smith

June 11 to 15 (see [page 13](#))

Figurative Abstraction in Acrylic	Brian Smith
Mixed Media with Photos & Image Transfers	Kim-Lee Kho

Neilson Park Creative Centre, Etobicoke

June 25 to 29 (see [page 14](#))

Concept, Content & Execution	Steve Rose
--	------------

July 9 to 13 (see [page 14](#))

Life Drawing - Basics & Beyond	Brian Smith
--	-------------

Visual and Creative Arts Diploma (VCAD)

Investigate our unique and flexible options for earning a diploma in the visual arts. Choose the learning path that's right for you! See [pages 72–73](#) for more information.

VCAD Credits: Within this calendar, foundation courses are indicated by a single asterisk (*), non-credit courses are indicated by a double asterisk (**), elective courses have no asterisk.

See [pages 72–73](#) for more information regarding the Visual and Creative Arts Diploma.



Sutherland Campus, Peterborough



OCAD U, Toronto



Neilson Park Creative Centre, Etobicoke

HALIBURTON IN THE SPRING

May 7 to 11 (see [pages 15 – 16](#))

Pencil, Pen & Ink Explorations. Marta Scythes
Photo Arts – Contemporary Issues Lisa Binnie
Studio II - Experimental Media Rod Prouse

May 7 to 18 (see [page 16](#))

Ceramics Project II Michael Flaherty

May 14 to 18 (see [pages 15 – 16](#))

Photography Portfolio Andrzej Maciejewski
Studio III – Subject, Media and Meaning Matthew Mancini

May 21 to 25 (see [pages 15 – 17](#))

Artistic Narrative Through Assemblage. Kal Honey
Painting – Advanced Individual Studies. John Leonard
Visual Arts – Advanced Individual Studies. John Leonard

May 28 to June 1 (see [page 17](#))

Maker Space Explorations Scott Michael Walling

June 4 to 8 (see [page 18](#))

Artistic Narrative Through Clay. April Gates
Expressive Arts & Global Response Markus Scott-Alexander

June 18 to 22 (see [page 18](#))

Drawing – An Introduction to the Basics Marta Scythes
Expressive Arts – Stories from the Field. Fay Wilkinson
Landscape Painting – Seasonal Details Rod Prouse

June 25 to 29 (see [page 19](#))

Mindfulness, Creativity & Spirituality within Expressive Arts
. Julie McIntyre
Pottery – Throwing Large Forms. Rene Petitjean
Textile Collage – Mixed Media Maggie Vanderweit
Watercolour – Basics & Beyond Marta Scythes

Expressive Arts Graduate Certificate

See [pages 9 – 12](#)

Full-time program: April 23 to June 15, 2018

Ask about our part-time option.

Introduction to Expressive Arts. Julie McIntyre
Sandtray & Writing within Expressive Arts
. Verity Barrett & Julie McIntyre
Expressive Arts - Exploring Relationships
. Edward Hagedorn
Mindful Music & Movement in Expressive Arts
. Dorit Osher & Gary Diggins
Expressive Arts Modalities
. Robin McGauley & Julie McIntyre
Planning Expressive Arts Experiences Marika Ince
Expressive Arts - Stories from the Field Fay Wilkinson
Professional Issues with the Expressive Arts Marika Ince



HALIBURTON IN THE SUMMER

July 2 to 6 (see [page 20](#))

Abstracting the Landscape in Acrylics. Marianne Broome
Acrylics & Mixed Media – Introductory and Intermediate
. Annette Blady Van Mil
Creating Written Memoirs Nora Zylstra Savage
Decoy Carving Doug Mason
Dry Stone Structures John Shaw Rimmington
Expressive Arts & Peace Building Marika Ince
Fundamental Drawing Charles O'Neil
Glassblowing and Glassblowing – Style & Form Andrew Kuntz
Guitar – Campfire & Beyond October Browne
Harp – Beginner II Maureen McKay
Indigo & Shibori. Harriet Boon
Introduction to Expressive Arts Julie McIntyre
Jewellery – Stone Setting – Beg/Interm/Adv Susan Watson Ellis
Kids' Let's Make Some Noise! Toni Caldarone
Kids' Oh Canada! Michele Karch Ackerman
Landscape Painting 101 Rod Prouse
Paint Like the Group of Seven Al Van Mil
Pottery – Beginners April Gates
Sashiko Sheila Plant
Soapstone Carving. Elise Muller
Totem Carving Wayne Hill
Travel Writing & Photography. Kate Pocock & Rob Stimpson
Watercolour Painting – Advanced Art Cunanan
Youth/Teen All About Me. Rebecca Reynolds
Youth/Teen Build Your Own Skateboard Deck and
Youth/Teen Build Your Own Skateboard Deck II
. Bryce Petersen

Saturday, July 7 (see [page 25](#))

Acrylic Non-Objective Abstract Workshop Marianne Broome
Dynamic Gesture Drawings
. The Anatomy of Movement Workshop Stephen Tulk
Glassblowing – Introductory Workshop Jake Raynard
Harp for Beginners Workshop Maureen McKay
Jewellery – Silver Ring Workshop Susan Watson Ellis
Mosaics with Metal & Other Bits Workshop Heather Vollans
Painting – Mixed Media Layers Workshop Holly Dean
Paper Engineering: Pop-Up Workshop Helen McCusker
Story Writing from Photographs Workshop Kelly Gauthier

July 9 to 13 (see [page 26](#))

Collage & Acrylic Explorations Rose Pearson
Colour – An Interdisciplinary Primer Martha Robinson
Coloured Pencils Ruth Ann Pearce
Creative Writing – Ignite Your Potential Nora Zylstra Savage
Drawn to Watercolour Painting Gord Jones
Felting – Traditional & Contemporary Wet Techniques
. Susan MacDonald
Fibre Art Techniques. Jan Anderson
Folk Music for All Instruments & Vocals Katherine Wheatley
Glass Mosaics for the Canadian Climate. Heather Vollans
Glassblowing and Glassblowing II Catherine Benoit
Harp – Beginner. Maureen McKay
Intuitive Abstract Painting Sue A. Miller
Japanese Brush Painting I. Cassandra Wyszowski
Jewellery Michael Letki
Kids' Craftabulous! Elise Muller
Kids' Metal Jewellery Arts Susan Watson Ellis
Kitchen & Bath Design Andria Cowan Molyneaux

The following courses and workshops are being offered in Haliburton.

Landscape Painting – Working the Land Rod Prouse
 Life Drawing & Painting Helen McCusker
 Millinery – The Art of Hat Making Karyn Ruiz
 Mixed Media Stitchery Kate Carder-Thompson
 Musical Instrument Construction Philip Davis
 Oil Painting – Introduction to Plein Air John Anderson
 Painting Open Studio V. Jane Gordon
 Painting – Layered Mixed Media Holly Dean
 Photographic Landscapes – The Big Picture Rob Stimpson
 Portrait Sketching & Development Matthew Mancini
 Pottery II Lisa Barry
 Stone Carving – Advanced Studio Practice John McKinnon
 Watercolour Basics Marg McIntyre
 Weaving – Basic Level I Laurie Allan-Ungeitis
 Youth on Stage DeAnn deGruijter
 Youth/Teen Movie Making Tammy Rea

Saturday, July 14 (see [page 32](#))

Alcohol Inks on Tiles Workshop Putzy Madronich
 Felting – Surface Design Workshop Heidi Hudspeth
 Herbal Soaps, Salts & Soothing Salves Workshop
 Linda Lee Purvis
 Image Transfer & Collage on Various Surfaces Workshop
 Victoria Wallace
 Mixed Media Collage Texture Workshop Sandee Ewasiuk
 Painting Pets & Animals Workshop Martha Robinson
 Printmaking – Woodcut Workshop Marta Scythes
 Silversmithing Workshop Todd Jeffrey Ellis

July 16 to 20 (see [page 34](#))

Acrylics – Material Exploration & the Artistic Voice
 Victoria Wallace
 Acrylics – Trees, Rocks, Water & Sky Mary Intven Wallace
 Art Making – Drawing, Painting & Collage Helen McCusker
 Book Art – Mixed Media, Painting & Binding Holly Dean
 Cheesecloth Imagery on Fabric Mary Pal
 Contemplative Photography – Looking & Seeing
 John McQuade
 Creative Choral Music Sherry Squires
 Creative Choral Music II Andy Rush
 Drawing with Intuition Dagmar Kovar
 Glassblowing and Glassblowing II Mathieu Grodet
 Japanese Brush Painting II Cassandra Wyszowski
 Jewellery Casting Michael Letki
 Kids' Nature Creations Hannah Strand
 Kids' Picasso Pizzazz Michele Karch Ackerman
 Musical Instrument Construction – Intermediate/Advanced
 Philip Davis
 Painting Open Studio V. Jane Gordon
 Painting – Discover Your Style Sandee Ewasiuk
 Painting – Power Tips from the Masters Yves Ameline
 Pastel Painting – Introductory and Intermediate
 Margaret Ferraro
 Pottery – Surface Effects Lesley McNally
 Printmaking – Woodcut Marta Scythes
 Quilting – Introduction Maggie Vanderweit
 Screenprinting – Imagery & Texture on Fabric Gunnell Hag
 Sculptural Sheet Metal Forming Geordie Lishman
 Spinning Wendy E. Bateman
 Travelling with a Sketchbook Nancy Newman
 Weaving – Overshot Ralph Johnstone
 Writing that Resonates Ken Murray
 Writing within Expressive Arts – Exploring Liminal Spaces
 Julie McIntyre
 Youth/Teen Copper Enamelling Benjamin Glatt

Saturday, July 21 (see [page 40](#))

Create to Meditate Workshop Linda Lee Purvis
 Encaustic & Photo Transfer Workshop Susan Fisher
 Harmonica – Beginner Workshop Carlos del Junco
 Landscape Painting Workshop Matthew Mancini
 Summer Moccasins Workshop Kielyn Marrone
 Tradigital Workshop Scott Michael Walling
 Ukulele Workshop Brenna MacCrimmon
 Zentangle® Workshop Chari-Lynn Reithmeier

July 23 to 27 (see [page 41](#))

Acrylic Abstraction & Expressionism I and II Gwen Tooth
 Acrylics – Explore, Express, Experiment Kim-Lee Kho
 Acrylics, Mixed Media & Collage Melanie Matthews
 Artist Retreat: Yoga, Meditation & Drawing
 Helen McCusker & Sheila Miller
 Artistic Exploration – Painting & Drawing Jay Dampf
 Book Art – Visual Stories in Mixed Media Holly Dean
 Bronze Casting – Introductory Stewart Smith
 Chainsaw Sculpture Robbin Wenzoski
 Contemplative Photography – Ways of Nature John McQuade
 Contemporary Drawing – Concepts & Techniques
 Jennifer Norman
 Copper Enamelling Benjamin Glatt
 Encaustic Mixed Media & Collage Susan Fisher
 Fabrics – Colour, Patterns & Painterly Effects Margot Miller
 Garden Art in Clay Paul Portelli
 Kids' Colour Explosion Hannah Strand
 Kids' Mixed Media Mash Up Susie Whaley
 Landscapes: Real, Imagined, & Altered Kal Honey
 Negative Painting Nancy Newman
 Oil Painting – Plein Air Intermediate/Advanced John Anderson
 Paint Like the Masters Matthew Mancini
 Planning Expressive Arts Experiences Marika Ince
 Portraiture – Drawing & Painting Marta Scythes
 Pottery – Form & Function Scott Barnim
 Printmaking – Impasto Waterbase Stephanie Rayner
 Quilting – Flowers, Foliage & Trees Elaine Quehl
 Silversmithing/Metalsmithing/Jewellery Open Studio
 Todd Jeffrey Ellis
 Stained Glass – Introductory and Intermediate
 Wendy Ladurantaye
 Ukulele Ensemble I Eve Goldberg
 Ukulele for Beginners Brenna MacCrimmon
 Winter Moccasins & Buckskin Mittens Kielyn Marrone
 Woodworking – Introduction Fly Freeman
 Writing a Novel – Getting Started Ibi Kaslik
 Youth/Teen Animation Tammy Rea
 Youth/Teen Drawing, Painting & Alternative Mark Making
 Rebecca Reynolds

Bursaries are available. See [page 89](#).

Saturday, July 28 (see [page 48](#))

Glass Flamework Workshop Brad Sherwood
Images & Words Workshop Rebecca Reynolds
Jewellery – Forged Bangle Workshop Todd Jeffrey Ellis
Maker Space Introductory Workshop Scott Michael Walling
Malas, Mantras & Meditation Workshop Linda Lee Purvis
Mindfulness – Introductory Workshop Sheila Miller
Pastel Workshop Ramune Luminaire
Quilted Rug Workshop Albert Cote
Singing Harmony by Ear Workshop Jane Lewis

July 30 to August 3 (see [page 49](#))

Acrylic Glazing & Encaustic Effects Kim-Lee Kho
Animals in Art Jay Dampf
Anorak & Traditional Game/Messenger Bag Kielyn Marrone
Beaded Doll Figure Andrew Bullock
Bird Carving – Intermediate/Advanced Bruce Lepper
Bladesmithing Jeff Helmes
Creativity & Mindfulness Lisa Schmidt
Drawing & the Maker Space Jennifer Norman
Glass Flamework Tech. and Glass Flamework Tech. II
. Brad Sherwood
Kids' by the Sea Toni Caldarone
Kids' Zip Zap Zoo Rebecca Reynolds
Landscape Painting – Large Format Ljubomir Ivankovic
Painting – A Brief History of Space John Climenhage
Painting & Collage – Unconventional
. Rosemary Vander Breggen
Painting from the Model – Advanced John Leonard
Paper Manipulations & Collage Suzi Dwor
Photography – In Camera Elisabeth Feryn
Plein Air Landscape Painting – Introductory Sam Paonessa
Portrait Painting Matthew Mancini
Pottery Throwing Camp – Intermediate/Advanced
. Rene Petitjean
Printmaking – Japanese Papers & Beautiful Botanicals
. Stephanie Rayner
Quilting – Improvisational Abstract with Mixed Media
. Albert Cote
Songwriting for the Guitarist – Concepts & Chords
. Wendell Ferguson
SoulCollage® Julie McIntyre
Spinning – Advanced: Silk & Exotic Fibres
. Beth Abbott & Beth Showalter
Ukulele Ensemble II Eve Goldberg
Watercolour Painting – Big Skies, Clouds & Landscapes
. Martha Robinson
Watercolour Painting – Experimental Kal Honey
Woodworking – Intermediate Kevin Graham
Youth/Teen Metal Jewellery Arts Susan Watson Ellis

August 6 to 10 (see [page 55](#))

Alla Prima – Direct Painting Ljubomir Ivankovic
Art Knitting with Copper Wire Sayward Johnson
Blacksmithing Rene Petitjean
Creative Writing Catherine Graham
Decorated Letters – Mediaeval & Modern Judith Bainbridge
Decoy Carving – Contemporary Antique Style Ken Hussey
Drawing Open Studio Ramune Luminaire
Eco Art Jennifer Norman
Glass Fusing, Slumping & Surface Decoration Kirei Samuel
Installation Art – Introductory Ebony Rose
Jewellery – Chain Making: Beg/Int/Adv. Susan Watson Ellis
Jewellery – Off Loom Bead Weaving Vicki Sharp

Kids' Design & Build with LEGO® Bricks Jonathan Zeldin
Kids' Handbuilding Pottery Lisa Barry
Lettering in Stone Fly Freeman & Wendy Hardy
Life Drawing & 3D Model Making Marta Scythes
Market Bags & Totes Sheila Plant
Mixed Media Textile Assemblages Alice Vander Vennen
Mosaics Annette Blady Van Mil
Painted Floor Cloths Lori Le Mare
Painting – Contemporary Methods & Meanings Andy Fabo
Painting & Collage – Miniatures Rosemary Vander Breggen
Painting & Drawing – Unconventional Traditions
. Fraser Radford
Passionate Paint I and II Al Van Mil
Photoshop Michael Bainbridge
Plein Air Landscape Painting – Intermediate/Advanced
. Sam Paonessa
Pottery – Naked Raku & Related Techniques Michael Sheba
Quilting – Altered Panels Albert Cote
Stone Sculpting & More (Youth to Adult) Chaka Chikodzi
Teen's Upcycle & Upstyle Your Home & Wardrobe
. Astrid Ackerman & Michele Karch Ackerman
Textiles – Imagery to Art Mary Pal
Water Media Explorations Sherrill Girard
Watercolour Painting – Advanced Art Cunanan
Youth Archery & Fencing Brad Sherwood

Saturday and Sunday, August 11 & 12 (see [page 63](#))

Timber Framing – Introduction to Design Workshop
. Glenn Diezel

August 13 to 17 (see [page 63](#))

Aerial Dance – Creative Movement (Teen to Adult)
. Diana Lopez
Basketry – Collect & Create Sheila Ziman
Botanical Drawing & Painting Marta Scythes
Expressive Arts in Rites, Rituals & Celebrations Verity Barrett
Iron Sculpture Rene Petitjean
Mixed Media to Digital Design Isabel Stukator
Pottery – Understanding Glazes Michael Sheba
Quilting Open Studio Judith Dingle
Timber Framing Glenn Diezel
Watercolour on Canvas Margot Snow

August 18 to 25 (see [page 65](#))

OHS Spinning Certificate Program – Level II
. Wendy E. Bateman, Harriet Boon, Louise Jackson
& Beth Showalter
OHS Spinning Certificate Program – Level V
. Wendy E. Bateman, Harriet Boon, Jane Schuell
& Beth Showalter

August 20 to 24 (see [page 65](#))

Iron Sculpture Open Studio Rene Petitjean
Youth/Teen Pottery Lisa Barry

Courses for Kids, Youth and Teens

*All course names for our younger artists start with
'Kids,' 'Youth' or 'Teen,' depending on the age requirement.*

*We've made some changes to the age groups
– please register accordingly.*

See [page 95](#) for more information.

OTHER-THAN-HALIBURTON IN THE FALL

McMichael, Kleinburg

September 3 to 7 (see [page 66](#))

Contemporary Landscape Painting – Advanced II . . . John Leonard

September 10 to 14 (see [page 66](#))

Contemporary Landscape Painting – Advanced II . . . John Leonard

Neilson Park Creative Centre, Etobicoke

September 10 to 14 (see [page 66](#))

Figurative Abstraction in Acrylic Brian Smith

Peterborough

Saturday, October 20 (see [page 67](#))

Contemporary Landscape Painting Workshop Steve Rose

Drawing Basics Workshop Marta Scythes

Embroidery for Crazy Quilting Workshop

. Chari-Lynn Reithmeier

Harmonica – Beginner Workshop Carlos del Junco

Nuno Felting Workshop Susan MacDonald

Painted Illusions – Magic Cube Workshop Victoria Wallace

Winter Landscapes Workshop Martha Robinson

October 22 to 26 (see [page 68](#))

Expressive Arts – Exploring Relationships . . . Edward Hagedorn

HALIBURTON IN THE FALL

October 22 to 26 (see [page 69](#))

Acrylics & Mixed Media – Introductory & Intermediate

. Annette Blady Van Mil

Creative Writing – Ignite Your Potential . . . Nora Zylstra Savage

Expressive Arts in Palliative Care Julie McIntyre

Landscape Painting – Loosen Your Style Marianne Broome

Paint Like the Group of Seven Al Van Mil

Painting – Colour & Light Janine Marson

Painting Open Studio – All Skill Levels Harold Klunder

Totem Carving Wayne Hill

Saturday, November 3 (see [page 71](#))

Amulet Workshop Elise Muller

Carbon Drawing & Painting Workshop Marta Scythes

Chain Bracelet Workshop Susan Watson Ellis

Herbal Soaps, Salts & Soothing Salves Workshop

. Linda Lee Purvis

Jewellery – Sterling Silver Fold Formed Earrings Workshop

. Todd Jeffrey Ellis

Lasered Cards & Tags Workshop

. Wendy Ladurantaye & Scott Michael Walling

Nuno Felting Workshop Susan MacDonald

www.hsad.ca

297 College Drive,

P. O. Box 839

Haliburton, Ontario

K0M 1S0

askus@hsad.ca

705.457.1680

1.866.353.6464 ext. 3

 facebook.com/flemingHSAD

 instagram.com/flemingHSAD

FULL-TIME PROGRAMS

Art Certificates

Immerse yourself in a studio experience – explore one of our ten 15-week art certificates.

- Artist Blacksmith
- Ceramics
- Digital Image Design
- Drawing & Painting
- Fibre Arts
- Glassblowing
- Jewellery Arts
- Moving Image Design – NEW
- Photo Arts
- Sculpture

Visual and Creative Arts Diploma (Haliburton Campus)

Investigate our unique and flexible options for earning a diploma in the visual arts. Choose the learning path that's right for you!

New Full-Time Programs

Graphic Design – Visual Communication September (Peterborough Campus)

Delivered at our campus in Peterborough, this is the only two-year Graphic Design advanced diploma program in Ontario. In this intensive, compressed program, three years of study is completed over a two-year period. Graduates are ready to start their graphic design careers in just 24 months.

Integrated Design Diploma September (Haliburton Campus)

This program will give you the fundamental design skills and critical thinking needed to become a successful designer in the 21st century. It's a one-of-a-kind, accelerated diploma program incorporating a hands-on approach to material culture, sustainability and fine craftsmanship.

Independent Studio Practice Post-Graduate Certificate May (Haliburton Campus)

This newly redesigned, unique studio program is designed for established artists and recent visual arts graduates to examine and further develop their art practice with the guidance of a team of professional faculty in a supportive, inspiring environment. Work from your own studio, or on campus.

Expressive Arts

Ontario College Graduate Certificate Program

Full-time Program Dates: Monday, April 23 to Friday, June 15, 2018

The Expressive Arts Certificate is an eight-course Ontario College Graduate Certificate that can be achieved on a full-time basis by attending the eight-week intensive format program in the spring, or on a part-time basis by registering for individual courses. Individual course registrations, for up to four courses, will be considered in the eight-week program on March 26, 2018, dependent upon the program registration level and space availability. A limited number of additional courses are typically included in the summer program, providing additional options for part-time students. Please note, however, that the courses within the eight-week spring program have a greater degree of security from the risk of cancellation due to insufficient registration.

Program Highlights

This certificate would be a helpful addition to the counselling, teaching, or ministry you currently offer others. As a teacher, artist, nurse, social worker, minister, or someone in another caring profession, you will benefit from knowing how to facilitate the development and transformation of the people in your care, through expressive arts.

Minimum Admission Requirements

Human service or arts diploma/degree. Students who do not meet the formal academic requirements may be considered by applying through an alternate mature student admissions procedure. Inquire for additional information.

Part-time students must submit official transcripts or be approved through the alternative admission process prior to attending class.

How to Apply

Full-time Domestic students must apply through Ontario Colleges. Go to www.ontariocolleges.ca

OCAS Code: EXA
College Code: SSFL
Campus Code: 4

You must submit your official transcripts of your diploma or degree in the arts or human sciences field of study.

Full-time International applicants must apply directly through Fleming College's International Student Office. international@flemingcollege.ca

Part-time students register for individual courses within the full-time program or during the summer schedule, through the Haliburton Campus. Official transcripts must be submitted prior to attending classes. Dependent upon the complete program registration level and space availability in the full-time program, part-time students can register on March 26, 2018, for up to four courses.

When you have successfully completed the eight required courses, inform the college, with a signed letter, that you wish to graduate.

Fees and Additional Costs

Domestic: \$1,901.93 for the intensive eight-week program plus a \$160 material fee payable to the academic coordinator. Part-time students pay individual course registration fees of \$360.06 plus a \$20.00 material fee per course. Tuition and fees are subject to change.

Although this program is not OSAP eligible, there are bursaries available to students who qualify.

International: \$7,150.81 for the intensive eight-week program plus a \$160 material fee payable to the academic coordinator. Part-time students pay individual course registration fees are \$898.71 plus a \$20.00 material fee per course. Tuition and fees are based on Canadian dollar rates and are subject to change.

THE CURRICULUM

Mandatory Courses

- Expressive Arts: Exploring Relationships
- Introduction to Expressive Arts
- Planning Expressive Arts Experiences
- Professional Issues with the Expressive Arts

Elective Courses

Please note that the elective courses are subject to change.

- Expressive Arts Modalities (Labyrinth & Mandalas)
- Mindful Music & Movement in Expressive Arts
- Sandtray & Writing within Expressive Arts
- Expressive Arts – Stories from the Field

The following additional courses are scheduled during 2018:

June 4 to 8	Expressive Arts & Global Response, Markus Scott-Alexander
June 18 to 22	Expressive Arts – Stories from the Field, Fay Wilkinson
June 25 to 29	Mindfulness, Creativity & Spirituality within Expressive Arts, Julie McIntyre
July 2 to 6	Introduction to Expressive Arts, Julie McIntyre
July 2 to 6	Expressive Arts & Peace Building, Marika Ince
July 16 to 20	Writing within Expressive Arts – Exploring Liminal Spaces, Julie McIntyre
July 23 to 27	Planning Expressive Arts Experiences, Marika Ince
July 30 to August 3	Soul Collage,® Julie McIntyre. <i>This is not an EXA elective but may be of particular interest.</i>
August 13 to 17	Expressive Arts in Rites, Rituals & Celebrations, Verity Barrett
October 22 to 26	Expressive Arts – Exploring Relationships, Edward Hagedorn. <i>This course will be held at the Sutherland Campus in Peterborough.</i>
October 22 to 26	Expressive Arts in Palliative Care, Julie McIntyre

Accommodation

There is limited shared accommodation in the school's housekeeping cabins on a first-come, first-served basis. Please note availability and costs are subject to change. Contact the Haliburton Campus for more information.

Cost: \$1,200.00 (HST included) for the full eight weeks of the full time program.

\$ 226.00 (HST included) per week for individual weeks.

A private accommodation list is available at:

flemingcollege.ca/school/

haliburton-school-of-art-and-design#hsta-accommodation



EXPRESSIVE ARTS COURSES

To register for these courses you must meet the admission requirements for the EXA Graduate Certificate Program. Details available on [page 9](#).

Introduction to Expressive Arts^M

COURSE CODE ARTS112 SECTION 41
INSTRUCTOR Julie McIntyre
DATES April 23 – 27, 2018
FEE \$360.06 (+ \$20 material fee payable to the coordinator)

"Sitting quietly, doing nothing, spring comes, and the grass grows by itself." (Zenrin). When we provide the right conditions for ourselves, we open the door to growth. Tapping into our creativity provides a natural source of imagery and energy to use for healing and personal expression. This course will introduce you to the theory and practice of the expressive arts. If you are working in the human service field, you will learn about the applicability of visual arts, music, writing, movement and theatre to your work settings.

As a teacher, artist, nurse, social worker, minister, or someone in another helping profession, you will benefit from knowing how to facilitate the development and transformation of the people in your care, through expressive arts.

Sandtray & Writing within Expressive Arts^E

COURSE CODE ARTS2057 SECTION 41
INSTRUCTOR Verity Barrett & Julie McIntyre
DATES April 30 – May 4, 2018
FEE \$360.06 (+ \$20 material fee payable to the coordinator)

This course provides an introduction to the practice and theory of Sandtray-Worldplay Therapy and the application of journaling within Expressive Arts. These modalities give voice to the internal and external worlds of both children and adults. They are tools with which to explore, for example, issues of loss, abuse, and self-esteem and that can provide new perspectives on life experiences. Learning will be facilitated through the use of didactic, demonstrated and experiential methods. In the sandtray portion, all participants will build sandtrays as well as observe others, with ample opportunity for questions, discussion and feedback. Emerging from the sandtray section, you will gently move into journaling using various creative techniques of exploring the inner and outer worlds through writing, poetry, movement and art making. Learn to weave these modalities through each other to give them greater form and personal meaning. You are encouraged to bring any poems that are meaningful to you. This course will be of interest to professionals working with children and adults in educational, health, recreation or therapeutic settings.

The M or E beside the course name indicates whether the course is Mandatory or Elective toward the Expressive Arts Certificate.

These courses do not count towards Fleming's Visual and Creative Arts Diploma (VCAD).

Expressive Arts – Exploring Relationships^M

COURSE CODE ARTS91 SECTION 41
INSTRUCTOR Edward Hagedorn
DATES May 7 – 11, 2018
FEE \$360.06 (+ \$20 material fee payable to the coordinator)

Successful completion of Introduction to Expressive Arts (formerly Introduction to Expressive Arts Therapies) is recommended prior to taking this course.

Explore various types of relationships and connections as you progress from working on self to working in pairs, to working in groups, using expressive arts. Experiential, demonstrated, and didactic learning methods will investigate the depth and value of expressive arts and their power to deepen connections. You will be encouraged to take advantage of group connections to deepen your personal expressive arts experience, awareness and appreciation. There will be ample opportunity for practice, discussion and feedback using role-playing of the client, the expressive arts practitioner, and the witness/observer.

Fleming College and the Create Institute

Fleming College is pleased to be affiliated with The Create Institute in Toronto, Ontario (formerly International School of Interdisciplinary Studies). The Create Institute is a certificate-granting, registered private career college offering training in intermodal expressive arts therapy. Students who graduate from The Create Institute can apply their credits toward a MA degree in Expressive Arts Therapy at the European Graduate School in Switzerland www.egsuniversity.ch.

Graduates of Fleming's Expressive Arts Certificate program will be granted the following should they choose to continue studies at the Create Institute:

- Credit for 100 studio hours in the CI program
- The distinction of "Arts Specialization" on their CI certificate

www.thecreateinstitute.org



Mindful Music & Movement in Expressive Arts^E

COURSE CODE ARTS774 SECTION 41
INSTRUCTOR Gary Diggins & Dorit Osher
DATES May 14 – 18, 2018
FEE \$360.06 (+ \$20 material fee payable to the coordinator)

Mindful music – creating intentional soundscapes: Learn how to approach vocal or instrumental sounding as an improvisational practice that can be applied to various contexts: a group celebration, a ritual of loss, a community building event, or a deep listening meditation. Mindful music incorporates user-friendly instruments and allows individuals to express aspects of the human life through intentional soundscapes. We will explore sonic rituals that span from the jubilant to the ambient and engage participants as mindful collaborators.

Mindful movement – dance and somatics: Explore the body-mind connection and the wisdom and imagination of the psychological and sensory states that exist in the body. You will be introduced to a wide variety of approaches and techniques to experience the continuity and deep connection of the mind-body processes. Experiences of embodiment and the expressive potential of the body will be the predominant mode of expression while also allowing for multimodal approaches such as writing and image making. Instruction will culminate in a living arts performative experience of integrating personal narrative by engaging information from the body.

Expressive Arts Modalities^E

COURSE CODE ARTS357 SECTION 41
INSTRUCTOR Robin McGauley & Julie McIntyre
DATES May 21 – 25, 2018
FEE \$360.06 (+ \$20 material fee payable to the coordinator)

Labyrinths and mandalas are ancient and powerful tools to centre, strengthen, and help us move out into the world. They have also been used for contemplation, ritual, initiation, celebration and personal spiritual growth. Centering exercises with breath, movement, colour, sound and words will lead you into the creation of a personal mandala, combining the ritual mandala of the East and the self-exploratory/expressive mandala of the West. Experiencing the labyrinth will provide further opportunities for self-exploration and expressive arts applications. Instruction will be of interest to professionals working with children and adults in educational, health, recreation or therapeutic settings. Participants will also explore the practices of labyrinth and mandalas as powerful tools for self-care as expressive arts practitioners and facilitators.



Planning Expressive Arts Experiences^M

COURSE CODE ARTS171 SECTION 41
INSTRUCTOR Marika Ince
DATES May 28 – June 1, 2018
FEE \$360.06 (+ \$20 material fee payable to the coordinator)

Successful completion of Introduction to Expressive Arts (formerly Introduction to Expressive Arts Therapies) is recommended prior to taking this course.

This course will teach you to plan and lead expressive arts experiences for others. Instruction will address a broad spectrum of expressive arts experiences as well as present the theoretical tools for assessing what type of experiences might be appropriate for various individuals and populations. You will learn how music, movement, visual, and narrative arts can promote self-awareness and personal growth with various populations. There will be opportunities to experience leadership in the non-judgmental atmosphere of the student group.

Expressive Arts – Stories from the Field^E

COURSE CODE ARTS2367 SECTION 41
INSTRUCTOR Fay Wilkinson
DATES June 4 – 8, 2018
FEE \$360.06 (+ \$20 material fee payable to the coordinator)

Experience a unique combination of hearing stories from Expressive Arts program graduates working in the field, and exploring how to take storytelling into your practice. This highly practical course will offer pertinent information to help you position how you want to use expressive arts. Learn how to incorporate fairytales, myths, legends, and other storytelling mechanisms, for example, masks and puppets, into your chosen field.

Professional Issues with the Expressive Arts^M

COURSE CODE ARTS183 SECTION 41
INSTRUCTOR Marika Ince
DATES June 11 – 15, 2018
FEE \$360.06 (+ \$20 material fee payable to the coordinator)

Successful completion of Introduction to Expressive Arts (formerly Introduction to Expressive Arts Therapy) and Expressive Arts: Exploring Relationships (formerly Exploration of Therapeutic Relationships) is recommended prior to taking this course.

It is important to recognize the parameters of utilizing expressive arts within the bounds of one's training experience. How does one handle situations that are beyond the scope of our professional practice? What are the needs of cultural and racial minorities which can be appropriately integrated into the expressive arts? How do we handle burnout creatively? This course will cover ethical and professional issues which may arise as a result of using the expressive arts.



I really appreciated the teacher's dedication, sincerity, and depth and breadth of knowledge. He created meaningful expressive arts experiences and chances to harvest these such that genuine growth was possible.

– MARGE WEATHERBURN

PETERBOROUGH

FLEMING COLLEGE SUTHERLAND CAMPUS, PETERBOROUGH, ONTARIO

The following workshops will be held at the Sutherland Campus in Peterborough.

MAY 5, 2018

Colour Mixing Workshop

COURSE CODE ARTS2346 SECTION 49
INSTRUCTOR Martha Robinson
DATES May 5, 2018
FEE \$111.62 (+ \$3 material fee payable to instructor)
LOCATION Sutherland Campus, Peterborough

This workshop is designed to take the mystery out of mixing colours, starting with warm and cool primaries. Building a repertoire of reliable choices from your palette, troubleshooting to avoid colour choices that leave your glazes lifeless, and infusing shadows, greys and darks with colour are just some of the areas that will be covered with step-by-step demonstrations. Fast-paced instruction will assist whether you are a relative newcomer to watercolour and acrylics or a seasoned painter wanting to refresh your palette. Handouts will be available for future reference.



Drawing Basics Workshop

COURSE CODE ARTS2280 SECTION 48
INSTRUCTOR Helen McCusker
DATES May 5, 2018
FEE \$111.62 (+ \$10 material fee payable to instructor)
LOCATION Sutherland Campus, Peterborough

Suitable whether you are an absolute beginner or would like a refresher, instruction will provide the visual tools needed to get started on the road to good drawing practices. Through tried-and-true exercises for drawing proficiency, learn to master drawing techniques, explore a variety of media, and find new ways of seeing and thinking about drawing in an inclusive and intensive environment. Work with expressive line, blind drawing, tonal values and learn to use visual tools such as sighting for proportion and angle. Instruction will include demonstrations and examples of all techniques and exercises, as well as positive feedback in a supportive environment.



The one-day workshop was perfect. I do not live in the area so the Saturday option works very well. I am a 'beginner' painter so one day is not overboard. Thanks to all! This has been a fabulous experience."

~ LARAE KRIEGER



Felting – Intermediate Workshop

COURSE CODE ARTS2221 SECTION 49
INSTRUCTOR Heidi Hudspith
DATES May 5, 2018
FEE \$111.62 (+ \$25 material fee payable to instructor)
LOCATION Sutherland Campus, Peterborough

This workshop is not suitable for beginners. Some wet felting experience is required.

Further develop your felting skills as you explore three-dimensional forms. Resists will be used to create seamless felted objects, and both wet and dry felting techniques will achieve various shapes, forms and decorative surface embellishments. Techniques will be applied to create a seamless felted pillowcase, clutch or glasses case, and also a sculptural project of choice.

Herbal Soaps, Salts & Soothing Salves Workshop

COURSE CODE ARTS2277 SECTION 49
INSTRUCTOR Linda Lee Purvis
DATES May 5, 2018
FEE \$111.62 (+ \$65 material fee payable to instructor)
LOCATION Sutherland Campus, Peterborough

With an increasing concern for chemical build-up within our bodies, this workshop provides information as well as numerous techniques and recipes for making various body products that feature the virtues of nature and simplicity. These include herbs, essential oils, vegetable oils, beeswax, and other pantry items, which can produce gentle, effective, and impressive alternatives to commercially prepared consumables. Learn cold-process soap-making from scratch, and experiment with customizing meltable organic soap bases to suit your own preferences. A discussion on essential oils, safety, and oil profiles will preface their use during the workshop. Recipes for making petroleum-free lip balms in tubes and pots, as well as healing herbal salves for soothing skin complaints, will provide insight into how infused vegetable and 'carrier' oils can nourish and soothe skin, ease tense muscles, and aid symptoms of colds and flu. Additionally, you will gain an understanding of the benefits of various salts and how they can be used for the bath and body for holistic benefit. Although the cold-process soap making will be done in demonstration format, a pre-measured kit will make it easy to replicate the demo done in class. Hands-on projects include: customized soap bars, lip balms in tubes and jars, herbal salves, bath salts, bath bombs, foot nuggets, and body scrubs.

TORONTO

ONTARIO COLLEGE OF ART AND DESIGN UNIVERSITY, TORONTO



The Haliburton School of Art + Design is pleased to be affiliated with the Ontario College of Art and Design University. Enjoy this urban perspective and experience from an exciting downtown location, around the corner from the Art Gallery of Ontario and within walking distance of numerous galleries, museums, and theatres.



Fleming College and OCADU have a transfer agreement that enables Visual and Creative Arts graduates within specialized mediums to apply for upper year placement in specific OCADU BFA programs. Applicants must meet entrance requirements as outlined in agreement.

The following courses will be held at the Ontario College of Art and Design (OCAD) University in Toronto.

JUNE 4 TO 8, 2018

Figure Drawing – Expressing the Real

COURSE CODE ARTS2337 SECTION 41
INSTRUCTOR Thomas Hendry
DATES June 4 – 8, 2018
FEE \$360.06
LOCATION OCAD U, Toronto

This intensive course will focus on depicting the human form. Emphasis will be on creating 'naturalistic' imagery - drawings that emphasize the appearance and character of the people being drawn, without necessarily being too technical or strict in the process. Instruction will consist of guided exercises in observational drawing; including gesture drawing, contour drawing, mass drawing, measurement, and sighting. Beginning with shorter studies to develop and refine skills, you will progress to longer drawings, and be encouraged to bring your own personal sensibility to your work. Studio working time will be supported by reference handouts, brief demonstrations and some group discussion. A variety of media, including charcoal, conté crayon, and graphite, will be explored. Instruction is intended for beginner to intermediate skill levels. Some basic drawing experience is an asset.

Portrait Painting

COURSE CODE ARTS579 SECTION 41
INSTRUCTOR Brian Smith
DATES June 4 – 8, 2018
FEE \$360.06
LOCATION OCAD U, Toronto

This course is not suitable for beginners. Painting experience is required to participate.

This exciting course will develop your ability to capture the likeness of any model in any opaque paint medium. You may work in any opaque paint medium (gouache, acrylic, water-soluble oils, and traditional oils without solvents) that you are comfortable with. Starting with an understanding of composition, value studies and monochromatic paintings, you will advance to expressive paintings of the model in a full palette. Works by a variety of artists will be discussed.

JUNE 11 TO 15, 2018

Figurative Abstraction in Acrylic

COURSE CODE ARTS1168 SECTION 41
INSTRUCTOR Brian Smith
DATES June 11 – 15, 2018
FEE \$360.06
LOCATION OCAD U, Toronto

This course is not suitable for beginners

With intermediate-to-advanced level instruction, this course will develop your ability to abstract from the human form, see shapes in the figure more clearly, develop more satisfying compositions that include the draped and undraped body, and develop a looser, freer approach to painting the figure.



Brian Smith is an exciting leader, providing great learning opportunities. He does ongoing group critiques which are also an important learning tool – they are never too long and always appropriate for the learning exercise of that day. Model Tanje was involved also – fantastic energy and poses.”

~ SUSAN MORTON

Mixed Media with Photos & Image Transfers

COURSE CODE ARTS2288 SECTION 41
INSTRUCTOR Kim-Lee Kho
DATES June 11 – 15, 2018
FEE \$360.06 (+ \$50 material fee payable to instructor)
LOCATION OCAD U, Toronto

This course is not suitable for beginners.

Re-energize your painting and mixed media, and give it a more contemporary flavour by exploring methods of integrating photography and image transfers. Working directly with photographs, learn various image transfer methods – what they're good for, when to use which, and how to work with them creatively. In a combination of structured exercises and personal exploration, you'll layer, distress, work into, and interfere with your mixed media and images to better integrate and reveal contrasting visual material. Work with and against the rectangle, enriching your work with meaning and association. Suited to most levels, including advanced, but some previous art-making experience is required.

**REGISTER
ASAP!**

Waiting until the last minute limits your choice of courses and may cause disappointment.

ETOBICOKE

NEILSON PARK CREATIVE CENTRE, ETOBICOKE ONTARIO



The following courses will be held at the Neilson Park Creative Centre in Etobicoke.

JUNE 25 TO 29, 2018

Concept, Content & Execution

COURSE CODE ARTS2292 SECTION 41
INSTRUCTOR Steve Rose
DATES June 25 – 29, 2018
FEE \$360.06
LOCATION Neilson Park Creative Centre, Etobicoke

This class is not suitable for beginners.

This mentoring opportunity provides dedicated studio time to indulge ideas and immerse yourself in your art practice. Helpful dialogue and constructive critiques will advance your work within a creatively charged environment. Each class will begin with a brief informal lecture on a particular artist or movement and progress from there through exercises and/or projects. Through creative process and discussion of vision-to-execution, emphasis will be placed on individual attention regarding medium, concepts, content, and technical mastery.

JULY 9 TO 13, 2018

Life Drawing – Basics & Beyond

COURSE CODE ARTS1502 SECTION 41
INSTRUCTOR Brian Smith
DATES July 9 – 13, 2018
FEE \$360.06
LOCATION Neilson Park Creative Centre, Etobicoke

Drawing the human figure has always been the cornerstone of artistic training – but it also creates fear in the inexperienced artist. This beginner-to-intermediate course begins with simple “stick-figure” style gesture drawings, progressing to well-observed contour line drawings, and culminates in renderings of the figure made full and round by the observation of light and shadow.



HALIBURTON

HALIBURTON SCHOOL OF ART + DESIGN, HALIBURTON, ONTARIO

MAY 7 TO 11, 2018

Pencil, Pen & Ink Explorations

COURSE CODE ARTS1491 SECTION 41

INSTRUCTOR Marta Scythes

DATES May 7 – 11, 2018

FEE \$360.06 (+ \$2 material fee payable to instructor)

Suitable whether you love to draw from the natural world or the imagination, instruction will provide an immersion in the discipline of drawing. Through a series of exploratory exercises, learn graphite and ink drawing techniques, wash applications, and dry pigment painting to produce rich black and white images on a variety of supports. Analyses of light and shadow and resulting contrasts of value will be central to achieving intriguing images. Historical and contemporary references will be introduced for inspiration and critique. A variety of subjects will be studied, but you will be encouraged to work from the imagination and to abstract chosen subject matter. The intent is not only to develop technical skills but to foster risk-taking and build confidence to use drawing as an integral part of everyday life.



As I walked into the building this morning to take my 12 (or 13th?) course, I felt a wonderful sense of calm anticipation! I simply love coming back year after year."

~ ANN MARK

MAY 21 TO 25, 2018

Artistic Narrative Through Assemblage

COURSE CODE ARTS1425 SECTION 41

INSTRUCTOR Kal Honey

DATES May 21 – 25, 2018

FEE \$360.06 (+ \$20 material fee payable to instructor)

The intention of this course is to provide an opportunity to explore creativity and express ideas through the use of a variety of found and low-tech materials. Basic skills and concepts will be introduced but playfulness, experimentation and narrative will be stressed as opposed to skills and specific techniques. The materials will be utilized as an artist's tool rather than a means of developing a particular element of craftsmanship. Contemporary relevance, parallel references and personal interests will be researched, discussed and presented as you investigate your place within the context of current practice.

The following courses are part of our full-time certificate programs but are open for part-time registration. For more information, please contact Jennifer Bain at jennifer.bain@flemingcollege.ca or 1.866.353.6464 ext. 6743.

DRAWING & PAINTING

Studio II – Experimental Media

COURSE CODE ARTS2161

FACULTY Rod Prouse

DATES May 7 to 11, 2018

FEE \$360.06

At this level, students will be challenged to design and execute a focused realm of project work implementing a broad range of paint and drawing media in both traditional and non-traditional applications. Working now in a focused series of choice, students will experience the challenges and satisfactions in process centred art making. These self-assigned works will be planned in collaboration with the faculty. The course will emphasize ongoing critical discussion at all phases of the studio work. Students will need to use design and studio vocabulary to discuss possibilities in materials, process, and subject matter in the starting of the work as well as achieve at least some level of intended meaning. The notion of 'finished' as pertaining to artwork will be introduced and explored in relation to ongoing paintings and drawings. A final group discussion will review the experiences of the individuals and will accompany a small but considered exhibition of the course works. The project work will not be the focus of assessment, but the evaluation will be on the students' efforts in establishment of a starting point, professional work ethic, volume of product/attempts, and effective reflection.

Studio III – Subject, Media and Meaning

COURSE CODE ARTS2162

FACULTY Matthew Mancini

DATES May 14 to 18, 2018

FEE \$360.06

This culminating studio experience will afford further opportunity to generate a focused series of work addressing materials, subject matter and specific topic or area of content of their own choice. The focus of the course will continue to be on the discussion around the development and the process of the series, as opposed to judgement of the final 'quality' of the series. At the same time, students will begin to look at the use of contemporary works in drawing and painting which are interdisciplinary in nature, not only in materials and media but in the broader scope of performance, language, photography, sculpture, digital imagery, etc. As in Studios I and II, the project work will not be the focus of assessment, but the evaluation will be focused on the students' efforts in establishment of a starting point, professional work ethic, volume of product/attempts, and effective reflection on all aspects of this Studio experience.

The following courses are part of our full-time certificate programs but are open for part-time registration. For more information, please contact Jennifer Bain at jennifer.bain@flemingcollege.ca or 1.866.353.6464 ext. 6743.

CERAMICS

Ceramics Project II

COURSE CODE ARTS1655

FACULTY Michael Flaherty

DATES May 7 to 18, 2018

Note: This is a two-week course

FEE \$691.95

With support from the instructor, students will develop individual projects in their chosen area of exploration. Students will design a workflow process leading from conception to pre-production to completion of significant artwork or works. Group and individual discussion will support the development of the work and identify personal interests as well as the context of the work within the field of ceramic art. Presentations by the instructor will provide an overview of important topics in ceramics that may be of interest to students in future study. Students will be expected to maintain a creative journal as well as present research on ceramicists with interests related to their own.

PHOTO ARTS

Photo Arts – Contemporary Issues

COURSE CODE ARTS639

FACULTY Lisa Binnie

DATES May 7 to 11, 2018

FEE \$360.06

The rise of colour photography in the early 1970s heralded major developments, with leading-edge photographers challenging established norms, responding to the dynamic artistic climate, and the social and political contexts of the day. Building on their knowledge of the history of photography, learners will examine these developments and trace them through to the issues and technological wonderland that photographers and image makers work in today. The studio course allows learners to pursue either digital or darkroom-based projects, further honing technical skills. The projects are designed to develop in the student an appreciation of the issues that drive the art form and which will ultimately influence their own artistic practice. Slide lectures, critical analysis, group discussion, research, and hands-on projects will facilitate this process.

Photography Portfolio

COURSE CODE ARTS1943

FACULTY Andrzej Maciejewski

DATES May 14 to 18, 2018

FEE \$360.06

Professional presentation skills are key to selling one's photographic work and services. In this course, learners will acquire, select, edit, and sequence bodies of work for exhibition and portfolio presentations. Students will format digital images for various outputs and employ best darkroom and digital printing practices for professionally presenting their photographs in exhibitions and portfolios. Students will research, shoot and print images for a thematic* group exhibition, and work collaboratively to design, and promote the show. They will also select, print, and present photographic images of their own choosing in the end of semester student exhibition. Learners will assemble print and digital portfolios, including carefully selected images and appropriately written supporting artist's documents, that target the photo market they identified previously in The Business of Photography course.

**REGISTER
ASAP!**

Waiting until the last minute limits your choice of courses and may cause disappointment.

VCAD Credits: Within this calendar, foundation courses are indicated by a single asterisk (*), non-credit courses are indicated by a double asterisk (**), elective courses have no asterisk.

See [pages 72–73](#) for more information regarding the Visual and Creative Arts Diploma.




MAY 28 TO JUNE 1, 2018

Maker Space Explorations

COURSE CODE ARTS2261 SECTION 41
INSTRUCTOR Scott Michael Walling
DATES May 28 – June 1, 2018
FEE \$360.06 (+ approx. \$50 material fee,
depending on projects chosen,
payable to instructor)

Technology broadens the scope of creative possibility and inspires unique explorations. This course will familiarize you with the equipment in Haliburton School of Art + Design's Maker Space – a PLA plastic 3D printer, a resin 3D printer, scanners, laser engraver, vinyl cutter, industrial sewing machine, digital embroidery machine, large-scale photo printer, printing press, and an assortment of photography/videography equipment. Each day will be spent immersed in a new technology, software, and process. Explore, experiment, and create using a variety of mediums and techniques including printmaking, 3D construction, stencil making, jewellery, and mould making. Skills learned could be applied to artistic pursuits, everyday life, or a career.



MAKER SPACE

The Centre for Making at Haliburton School of Art + Design is a Maker Space. A gathering place where anyone can learn, explore, and create using technology as a tool for making and prototyping. Our new facility houses 3D printers, scanners, a laser engraver, vinyl cutter, industrial sewing machine, digital embroidery machine, large-scale photo printer, printing press, and an assortment of photography/videography equipment.

CONCENTRATED STUDY

DRAWING & PAINTING – Advanced Individual Studies

We are pleased to offer this opportunity for personal and professional growth as you immerse yourself in a deeper investigation of drawing and painting. With an emphasis on conceptual as opposed to technical investigations, learning will consist of facilitated discoveries resulting from interactions between all artists – students and instructors alike. Experience dialogue on a professional to professional level with your instructor and understand that differences of opinion are not only accepted but viewed as learning tools. These shared interests and exchanges will contribute significantly to your development as an artist. To maintain academic rigour and provide an effective learning environment, admission is subject to assessment of suitability.

Previous students of these courses are approved for participation and will not be required to engage in the detailed application and approval process again.

Please submit the following information by April 6, 2018:

- Colour images of work (minimum of 6)
- Artist statement and biography
- C.V. including complete exhibition record
- Details of relevant visual arts training and/or experience and related aesthetic experience if applicable
- Your personal and professional goals as well as your reasons for wanting to attend

Digital files will not be accepted.

Mail to: HSAD, Fleming College
Box 839, Haliburton, ON K0M 1S0
Attention: Shelley Schell

Register for the courses you are interested in as soon as possible. Registrations are accepted prior to determination of acceptance. Full refunds will be issued if an application is deemed unsuitable.

Feasibility of courses will be determined two weeks in advance of course start.

These courses are offered in Haliburton.

These courses are not suitable for beginners. Participants should be engaged in professional activities such as exhibiting, teaching, lecturing and/or adjudicating. Detailed assessment guidelines are available upon request. Participation requires the completion of a post-secondary arts program or the equivalent experience. Admission is subject to assessment.

Painting – Advanced Individual Studies

COURSE CODE ARTS914 SECTION 41
INSTRUCTOR John Leonard
DATES May 21 – 25, 2018
FEE \$360.06

With an emphasis on conceptual as opposed to technical investigations, this course will provide an opportunity to expand your visual language, painting skills, and visual arts literacy. Instruction will encourage you to confront your own creative processes such as imagery, content, ideas, and manner of execution as you explore the painting medium of your choice. Individual attention and group dialogue will address your body of work, personal questions and challenges.

Visual Arts – Advanced Individual Studies

COURSE CODE ARTS915 SECTION 41
INSTRUCTOR John Leonard
DATES May 28 – June 1, 2018
FEE \$360.06

With an emphasis on conceptual as opposed to technical investigations, this course will provide an opportunity to expand your visual language, painting skills, and visual arts literacy. Instruction will encourage you to confront your own creative processes such as imagery, content, ideas, and manner of execution as you explore the media of your choice. Individual attention and group dialogue will address your body of work, personal questions and challenges.

JUNE 4 TO 8, 2018

Artistic Narrative through Clay

COURSE CODE ARTS1732 SECTION 41
INSTRUCTOR April Gates
DATES June 4 – 9, 2018 (6 days)
FEE \$427.84 includes \$18.52 (+ \$10 material fee payable to instructor)

The intention of this course is to provide an opportunity to explore creativity and express ideas through the manipulation of clay. Basic skills and concepts will be introduced but playfulness, experimentation and narrative will be stressed as opposed to skills and specific techniques. The clay will be utilized as an artist's tool rather than a means of developing a particular element of craftsmanship. Contemporary relevance, parallel references and personal interests will be researched, discussed and presented as you investigate your place within the context of current practice. Initial projects will be bisque and glaze fired. Subsequent pieces will not be fired during the course. Additional clay will be available for purchase at the school.

Expressive Arts & Global Response^E

COURSE CODE ARTS2379 SECTION 41
INSTRUCTOR Markus Scott-Alexander
DATES June 4 – 8, 2018
FEE \$360.06 (+ \$20 material fee payable to instructor)

To register for this course, you must meet the admission requirements for the Expressive Arts Graduate Certificate Program. Details are available on page 9.

This course is an elective credit toward Fleming College's Expressive Arts Certificate. It is not an elective credit toward Fleming College's Visual and Creative Arts Diploma.

Explore the skills involved with arts-based, global action in this dynamic, intensive course. Learn how to create a safe frame for people experiencing global difficulty. Global difficulties are often due to natural occurrences such as earthquakes and can also result from human-made challenges. A series of low skill/high sensitivity, multi-modal art activities will be taught and experienced, providing both theory and practice. This cross-culturally sensitive course embraces a wide range of arts-oriented interventions aimed at well-being for within the participant of the difficulty and between the community members involved. This work is impactful, effective, and playful.

JUNE 18 TO 22, 2018

Drawing – An Introduction to the Basics

COURSE CODE ARTS307 SECTION 41
INSTRUCTOR Marta Scythes
DATES June 18 – 22, 2018
FEE \$360.06 (+ \$2 material fee payable to instructor)

Begin or further develop your drawing skills in an encouraging, non-threatening environment. By immersing yourself in the fascinating discipline of drawing, you will produce realistic images, personal interpretations, and expressive work. Learn many rendering techniques and processes while considering the elements and organizing principles of design. Become familiar with the properties, brands and uses of a range of drawing materials while studying a variety of subjects, including the human figure. Perspective and traditional composition as applied to an array of subjects will be studied and incorporated into project work. The objective is to increase your observation skills while building confidence to explore and develop a personal style and direction.

Expressive Arts – Stories from the Field^E

COURSE CODE ARTS2367 SECTION 42
INSTRUCTOR Fay Wilkinson
DATES June 18 – 22, 2018
FEE \$360.06 (+ \$25 material fee payable to instructor)

To register for this course, you must meet the admission requirements for the Expressive Arts Graduate Certificate Program. Details are available on [page 9](#).

This course is an elective credit toward Fleming College's Expressive Arts Certificate. It is not an elective credit toward Fleming College's Visual and Creative Arts Diploma.

Experience a unique combination of hearing stories from Expressive Arts program graduates working in the field, and exploring how to take storytelling into your practice. This highly practical course will offer pertinent information to help you position how you want to use expressive arts. Learn how to incorporate fairytales, myths, legends, and other storytelling mechanisms, for example masks, and puppets, into your chosen field.

Landscape Painting – Seasonal Details

COURSE CODE ARTS2314 SECTION 41
INSTRUCTOR Rod Prouse
DATES June 18 – 22, 2018
FEE \$360.06 (+ mandatory material fee of approx. \$30 payable to instructor)

This course is not suitable for beginners.

Painting the changing seasons is a Canadian tradition. Being able to analyze and incorporate aspects of composition and design that bring forward seasonal details is useful knowledge. Instruction will examine design imperatives that define seasonal details in landscape painting. This is primarily an advanced studio course with a few sketching excursions to collect current seasonal data.



The campus sits in the forest on a lake and artists are respected, loved, encouraged, challenged, and mentored with abundant intelligence and joy. This is a safe and sheltered nest where the imagination is fed and nurtured, and from which the artist soul is encouraged not just to fly but to soar!”

~ DEANN DEGRUIJTER

JUNE 25 TO 29, 2018

Mindfulness Creativity & Spirituality within Expressive Arts[®]

COURSE CODE ARTS2196 SECTION 41

INSTRUCTOR Julie McIntyre

DATES June 25 – 29, 2018

FEE \$360.06 (+ \$20 material fee payable to instructor)

To register for this course, you must meet the admission requirements for the EXA Graduate Certificate Program. Details are available on [page 9](#).

This course is an elective credit toward Fleming College's Expressive Arts Certificate. It is not an elective credit toward Fleming College's Visual and Creative Arts Diploma.

It is strongly recommended that students have taken Introduction to Expressive Arts (formerly Introduction to Expressive Arts Therapy and Expressive Arts – Exploring Relationships (formerly Exploration of Therapeutic Relationships).

Essential to wellbeing, the interconnectivity of mindfulness, spirituality and creativity will be explored through expressive arts experiences in this reflective, contemplative and creative course. Through meditation, guided visualization, art making, movement, sound and writing, you will work both indoors and out in the natural world to connect to self, community, spirit and nature to develop a personal practice of the contemplative and creative, centred self. Some time will be spent in silent reflection while walking, writing or making art. This course will appeal to those who are searching for a deepened connection to a self-care practice and to those who are working with caregivers or populations who could benefit from the principles and practices.

Pottery – Throwing Large Forms

COURSE CODE ARTS2116 SECTION 41

INSTRUCTOR Rene Petitjean

DATES June 25 – 30, 2018 (6 days)

FEE \$446.36 includes \$37.04 initial material fee

This course is not suitable for beginners. Instruction is delivered at an intermediate to advanced level of skill.

With the use of demonstrations, hands-on instruction and lots of practice, learn two basic throwing techniques: stacking and assembling. These techniques will dramatically increase the scale of what you can make on the pottery wheel, without putting too much strain on your body. There will be one bisque fire and one glaze fire accomplished during this course.



Textile Collage – Mixed Media

COURSE CODE ARTS1545

SECTION 41

INSTRUCTOR Maggie Vanderweit

DATES June 25 – 29, 2018

FEE \$360.06

Basic sewing skills are recommended.

Explore ways to prepare a completely original “distressed canvas” as a ground, then create, stencil, stamp, glue and add layers of paint, ink, paper, various mediums and gesso. Spend a day creating beautiful stamps with a variety of simple materials to use in the collages and other future work. You will be able to complete 5 to 10 unique and creative wall hangings. Try to think of stories you wish to tell with your art. You are required to bring a sewing machine in good working order.



Watercolour Basics & Beyond

COURSE CODE ARTS1184

SECTION 41

INSTRUCTOR Marta Scythes

DATES June 25 – 29, 2018

FEE \$360.06 (+ \$2 material fee payable to instructor)

Discover the beauty of the wonderful medium of watercolour. In an easy, relaxed class atmosphere, you will learn the basics and more advanced methods of watercolour painting through demonstration and practice. Painting techniques and processes, colour theory and mixing, and elements of design will be introduced and incorporated into step-by-step exercises. Attention to lighting, value and contrast will be emphasized. Basic drawing tips and the role of the pencil for producing successful paintings will be discussed. Atmospheric perspective will be studied and applied to a variety of subjects. With newfound skills you will be encouraged to explore your own style, facilitating individual direction and interpretation of chosen subjects. Instruction is suitable for all skill levels.

**REGISTER
ASAP!**

Waiting until the last minute limits your choice of courses and may cause disappointment.

JULY 2 TO 6, 2018

Abstracting the Landscape in Acrylics

COURSE CODE ARTS1668 SECTION 41
INSTRUCTOR Marianne Broome
DATES July 2 – 6, 2018
FEE \$360.06 (+ \$20 material fee payable to instructor)

Learn to simplify and extract the essential information from a reference photo or actual scene to create an abstracted version on canvas. While working with elements of design and choice of colour palette, emphasis will be on composition and value relationships. Where relevant, texture and collage will be incorporated to provide an interesting foundation, and different techniques will be explored for layering, glazing and enhancing these elements. Daily demonstrations and individual attention will enhance instruction. Suitable for beginners or experienced painters.

Creating Written Memoirs

COURSE CODE ARTS56 SECTION 41
INSTRUCTOR Nora Zylstra Savage
DATES July 2 – 6, 2018
FEE \$360.06

This course provides the opportunity to start or continue writing your personal stories and enhance your writing style. Of particular emphasis will be 'Stories of the Heart' – stories that touch the emotions. Explore personal experiences and stories that make you laugh, cry, cringe or shout out loud. Word prompts, visualizations, rapid writes, music and discussions will enhance your learning and your writing style. Tips and techniques will be provided to bring your stories of life. Write, share and receive oral feedback in a sensitive and positive environment. Don't wait until it's too late – put it in writing and enjoy the journey! Instruction will accommodate those in process as well as those newly undertaking written memoirs or life stories. Encouragement, support and reference material will be provided.

Decoy Carving

COURSE CODE ARTS69 SECTION 41
INSTRUCTOR Doug Mason
DATES July 2 – 6, 2018
FEE \$360.06 (+ \$35 material fee payable to instructor)

Project: Green Wing Teal Drake

Learn and develop current decoy carving and painting skills. Instruction will introduce the safe use of power tools for shaping a wooden blank and progress through head and body shaping, feather flow and shapes, eye placement, sanding, and acrylic

painting techniques. Discussions will include anatomy, feather groups and shapes, and other related topics. Instruction is suited for beginners and will provide interesting opportunities for intermediate and advanced carvers as well, should the project be of interest.

Dry Stone Structures

COURSE CODE ARTS2056 SECTION 41
INSTRUCTOR John Shaw-Rimmington
DATES July 2 – 6, 2018
FEE \$360.06

Learn to design and build dry-laid structures that are both functional and beautiful. Instruction will address the proper use of various masonry tools, the basics of structural masonry without mortar, and reference design features with SketchUp. The group will collaborate to build a dry stone feature collectively. There will be a strong emphasis on using local stone and designing projects according to the material at hand. No human-made materials such as manufactured stone or gabion cages will be utilized. Discussions and references will also include dry stone walling and various other manifestations of dry-laid work including ovens, fireplaces, fire pits, gates, cairns, benches, bridges and arches.

Expressive Arts & Peace Building^F

COURSE CODE ARTS2366 SECTION 41
INSTRUCTOR Marika Ince
DATES July 2 – 6, 2018
FEE \$360.06 (+ \$20 material fee payable to instructor)

To register for this course you must meet the admission requirements for the Expressive Arts Graduate Certificate Program.

Details are available on [page 9](#).

This course is an elective credit toward Fleming College's Expressive Arts Certificate. It is not an elective credit toward Fleming College's Visual and Creative Arts Diploma.

Using theories and techniques from the field of peacebuilding, investigate the concepts of peace and conflict. Learn how peacebuilding is an interdisciplinary process that helps develop positive relationships at all levels of society, from the personal to the global. Explore various causes and types of violence; styles of conflict management; and conflict transformation. You will have the opportunity to experience creative elements of peacebuilding through expressive arts such as storytelling, poetry, art, movement, and more.

These courses will run simultaneously. Please clearly indicate which course you are registering for.

Acrylics & Mixed Media – Introductory

COURSE CODE ARTS1175 SECTION 41
INSTRUCTOR Annette Blady Van Mil
DATES July 2 – 6, 2018
FEE \$360.06

Learn techniques using acrylic paints and products that will begin an exciting journey of discovery. You will be encouraged to work in a variety of formats, using traditional painting materials and fluid acrylics, as well as heavy body paints with collage. While technique will remain an important aspect, emphasis will be placed on experimentation, building a personal style and colour sense, choosing subject matter, and open discussions about the work produced.

Acrylics & Mixed Media – Intermediate

COURSE CODE ARTS712 SECTION 41
INSTRUCTOR Annette Blady Van Mil
DATES July 2 – 6, 2018
FEE \$360.06

This course is not suitable for beginners and is designed for those who have some previous experience with acrylic painting.

In this course you will be encouraged to work in larger formats, using traditional painting materials and fluid acrylics, as well as heavy body paints with collage. While technique will remain an important aspect, emphasis will be placed on experimentation, building a personal style and colour sense, choosing subject matter, and open in-class discussions about the work produced.

Fundamental Drawing

COURSE CODE ARTS98 SECTION 41
INSTRUCTOR Charles O'Neil
DATES July 2 – 6, 2018
FEE \$360.06

This course will make it easy for the uninitiated to fearlessly approach the process of drawing in a refreshing and creative environment. Learn to work with an assortment of media in a variety of techniques. Exploration of light and shade, contour and gesture drawing will increase perception of form and space, line and tone, as well as provide a basic understanding of expression. Subject matter will include indoor and outdoor material as well as a life model. Approaches to subject matter will be kept as simple as possible until you feel ready for more involvement. Creativity will be emphasized, and special technique development will foster expression and creativity. Working with pencil, conté, crayon, ink, washes, charcoal and glue, among other media, you will enjoy individual, personalized instruction. Work in a relaxed, non-threatening environment conducive to overcoming frustrations and fears about the process of drawing.

Glassblowing

COURSE CODE ARTS101 SECTION 41
INSTRUCTOR Andrew Kuntz
DATES July 2 – 6, 2018
FEE \$547.10 includes \$187.04 material fee

Discover the art of glassblowing using traditional techniques that date back 2000 years. Glass is first melted in a furnace at 2100 degrees Fahrenheit, at which time you learn how to gather the molten material on the end of a steel blowpipe to form it into vases, bowls, paperweights, goblets and sculpture. You will also have an opportunity to participate in discussions on equipment, safety, history and current trends in glass. Colour will be available for purchase in the Bookstore.

This course will run simultaneously with Glassblowing – Style & Form. Please clearly indicate which course you are registering for.

Glassblowing – Style & Form

COURSE CODE ARTS657 SECTION 41
INSTRUCTOR Andrew Kuntz
DATES July 2 – 6, 2018
FEE \$547.10 includes \$187.04 material fee

This course is not suitable for beginners.

As an experienced glassblower you will be challenged with the exploration of advanced techniques such as bit working, stems and feet, handles, spouts, cane work, and goblet making, using more advanced colour applications. Cold working techniques will also be covered. Instruction and practice will be augmented with a visual presentation, printed material, studio safety, and regular discussions of work in progress. With a maximum of 14 students in the studio, you will have ample opportunity for hands-on learning. Colour will be available for purchase in the Bookstore.

This course will run simultaneously with Glassblowing. Please clearly indicate which level you are registering for.



Absolutely one of the best courses I have taken. Excellent instruction – well planned with purpose. Clearly presented, comfortable atmosphere. Learned a lot.”

~ GLEN TARLIN

Guitar – Campfire & Beyond

COURSE CODE ARTS2098 SECTION 41
INSTRUCTOR October Browne
DATES July 2 – 6, 2018
FEE \$360.06

This course is not suitable for absolute beginners. Knowledge of basic chords is required.

Explore a variety of styles such as folk, country, blues and Celtic. Learn accompaniment techniques for these styles, and how to transpose song from one key to another to suit your vocal range. Travis-style picking and alternating thumb technique will be taught as well as hammer-ons, pull-offs, slides, bends, palm muting, harmonics and more. Playing with a pick, basic strumming and fingerstyle techniques will be utilized. Learn the basics of music theory and how to discern the chords of a song by ear. Various approaches to improvising will also be examined. Have fun jamming, and gain a new repertoire of songs to sing and play along with.



October is a gifted teacher and truly cares about each person and their advancement. In addition to that she's funny and patient. I highly recommend her class.”

Harp – Beginner II

COURSE CODE ARTS1845 SECTION 41
INSTRUCTOR Maureen McKay
DATES July 2 – 6, 2018
FEE \$360.06 (+ \$5 material fee payable to instructor)

This course is not suitable for beginners. Instruction is suited to advanced-beginner or intermediate skill levels.

Enhance current skills and further your understanding of and proficiency in harp technique. Instruction will support individual learning goals. Learn several Celtic tunes in a relaxed and inspiring environment. In addition to individual and group instruction, the course will increase your appreciation for the rich history of harp playing and will provide practical tips on maintenance of the harp. Instruction will include ensemble playing, arranging music for the harp, the fun of improvisation and composition at the harp, and guidance with accompanying other instruments. The opportunity to share learning with fellow harpists will be one of the great pleasures of this course. If you have your own harp, you are encouraged to bring it. Harps will be properly and securely stored. There will be some harps available for rent at \$40 for the week.



Indigo & Shibori

COURSE CODE ARTS1302 SECTION 41
INSTRUCTOR Harriet Boon
DATES July 2 – 6, 2018
FEE \$360.06 (+ \$50 material fee payable to instructor)

For centuries indigo has been used worldwide, from clothing for workers to regal garments. Learn techniques to create indigo vats for dyeing fabrics a variety of shades of blue. Instruction will also include a green indigo vat. Explore Japanese resist methods of clamping, stitching and binding – patterning known as Shibori. The fascinating history and culture of indigo will also be explored.

Introduction to Expressive Arts^M

COURSE CODE ARTS112 SECTION 42
INSTRUCTOR Julie McIntyre
DATES July 2 – 6, 2018
FEE \$360.06 (+ \$20 material fee payable to the instructor)

To register for this course you must meet the admission requirements for the Expressive Arts Graduate Certificate Program. Details are available on page 9.

This course is a mandatory credit toward Fleming College's Expressive Arts Certificate. It is not a mandatory credit toward Fleming College's Visual and Creative Arts Diploma.

"Sitting quietly, doing nothing, spring comes, and the grass grows by itself." (Zenrin). When we provide the right conditions for ourselves, we open the door to growth. Tapping into our creativity provides a natural source of imagery and energy to use for healing and personal expression. This course will introduce you to the theory and practice of the expressive arts. If you are working in the human service field, you will learn about the applicability of visual arts, music, writing, movement and theatre to your work settings.

Kids' Let's Make Some Noise!**

COURSE CODE ARTS2091
INSTRUCTOR Toni Caldarone
DATES July 2 – 6, 2018
FEE \$109.20 (+ \$20 material fee payable to instructor)

Let the rhythms of summer's sounds inspire you to create unique noisemakers like designer drums, mesmerizing maracas, jingling tambourines, and more if time allows. Explore a variety of mediums and materials to design your very own instruments. The old and not-so-old masters such as van Gogh, Matisse, and Moore will guide your imagination in the design of your noisemakers. Don't forget your sun hat, sunglasses and sunscreen!

NEW AGE GROUPS
SECTION 41: 9:00 – noon, 4 (as of January 1) to 8 years old
SECTION 42: 1:00 – 4:30pm, 8 to 10 years old

Kids' Oh Canada**

COURSE CODE ARTS1523
INSTRUCTOR Michele Karch Ackerman
DATES July 2 – 6, 2018
FEE \$109.20 (+ \$20 material fee payable to instructor)

Meet the Group of Seven and Emily Carr in this delightful week that celebrates the Joy of Canadian art! Pack up your art supplies for a backpacking trek (Tom Thomson style) and paint your own quilt of miniature landscapes. Create an Emily Carr totem portrait! Immerse yourself in the dreamy paintings of Lauren Harris. 'Oh Canada' promises a week of fun and imagination Group of Seven-style!

NEW AGE GROUPS
SECTION 41: 1:00 – 4:30pm, 4 (as of January 1) to 8 years old.
SECTION 42: 9:00 – noon, 8 to 10 years old.



These three courses will run simultaneously. Please clearly indicate the level you're registering for.

Jewellery – Stone Setting: Beginner

COURSE CODE ARTS1492 SECTION 41
INSTRUCTOR Susan Watson Ellis
DATES July 2 – 6, 2018
FEE \$360.06

Instruction will enable you to fabricate sterling silver bezels for round, oval, or free form cabochons. Design a simple ring, pendant, or pin form on which to attach bezels to set stones in finished jewellery pieces of your own design. The material fee will vary with individual projects.

Jewellery – Stone Setting: Intermediate

COURSE CODE ARTS1493 SECTION 41
INSTRUCTOR Susan Watson Ellis
DATES July 2 – 6, 2018
FEE \$360.06

This course is not suitable for beginners.

Instruction will enable you to fabricate sterling silver bezels for round, oval, or free form faceted stones. Learn to cut a bearing into the bezel using stone setting burrs and a flex shaft machine. You will also design a jewellery form to mount your bezel on. Once the form is completed, the stone will be set using an electric hammer. Polishing will complete your unique jewellery creation. The material fee will vary with individual projects.

Jewellery – Stone Setting: Advanced

COURSE CODE ARTS1494 SECTION 41
INSTRUCTOR Susan Watson Ellis
DATES July 2 – 6, 2018
FEE \$360.06

This course is not suitable for beginners.

Instruction will enable you to form complex settings for your cabochon and faceted stones such as basket, prong, crown, and tapered, as well as multiple stone designs. You will be encouraged to use critical thinking to problem solve in these advanced setting designs. The material fee will vary with individual projects.

Landscape Painting 101

COURSE CODE ARTS496 SECTION 41
INSTRUCTOR Rod Prouse
DATES July 2 – 6, 2018
FEE \$360.06 (+ mandatory material fee of approx. \$30 payable to instructor)

How many of us have wished that we could paint our own vision of Canada's breath-taking landscape? This course will teach you techniques that incorporate fundamental colour and painting principles, as well as visioning methods derived from photography and working directly in en scene. Even as a complete novice, you can experience the thrill of creating your own acrylic landscape painting. This course will provide a solid introduction to landscape painting. Using a simplified but expressive acrylic pallet, you will learn to manipulate line, shape, tone, texture and colour and a recipe to put it all together as a finished landscape painting. Most of the course will be studio time with a couple of field trips to provide the opportunity to sketch and photograph.

Paint Like the Group of Seven

COURSE CODE ARTS2188 SECTION 41
INSTRUCTOR Al Van Mil
DATES July 2 – 6, 2018
FEE \$360.06

Learn to paint like Tom Thomson and the Group of Seven. Discover and practice the unique techniques this group of artists employed as you gain a more expressive grasp of landscape painting. Instruction is suitable for beginners, those new to acrylics or oils, or the experienced artist wishing to advance skills. You will be interpreting your own reference materials and, depending on the weather, working outside.

Pottery – Beginners

COURSE CODE ARTS175 SECTION 41
INSTRUCTOR April Gates
DATES July 2 – 7, 2018 (6 days)
FEE \$427.84 includes \$18.42 initial material fee

Instruction in this course will be delivered at the beginner level of wheel throwing and will include demonstrations on cylinders, bowls, plates, glaze techniques and the firing process. The development of your own personal style and the encouragement of artistic license will prevail. One bisque and one glaze fire will be accomplished during the course. Should you be inspired and enthusiastic upon completion of this course, you would be capable of taking Pottery II. Additional clay will be available for purchase from the school at the cost of \$20 per bag, which includes glazing and firing. A beginner's toolkit may be purchased from the school at a cost of approximately \$20. Please inform the school if you require one.

Sashiko

COURSE CODE ARTS2385 SECTION 41
INSTRUCTOR Sheila Plant
DATES July 2 – 6, 2018
FEE \$360.06 (+ \$20 material fee payable to instructor)

Striking in its simplicity, Sashiko is a form of Japanese folk embroidery. Traditionally this practical technique employed decorative elements in mending and quilting, with functional yet aesthetic results. Sashiko usually incorporates heavier white thread on indigo dyed cotton. The finished piece may or may not have the central quilt batting, and can be used for clothing, tablecloths, bags, and a myriad of other options. This quiet, contemplative technique of stitching encourages a Zen-like inner peace as you work. While creating a pillow cover, you will learn the stitching technique and explore the traditional patterns used in Japan. You will then be encouraged to create a Zentangle-

like creation of your own design, using a variety of fabrics and threads. Samples of hand-dyed indigo pieces will be available, and you can explore the incorporation of your piece into a simple garment such as a vest or apron.

Soapstone Carving

COURSE CODE ARTS206 SECTION 41
INSTRUCTOR Elise Muller
DATES July 2 – 6, 2018
FEE \$360.06 (+ \$25 to \$75 material fee, depending on projects chosen, payable to instructor)

This course will provide a general introduction to carving soapstone. You will develop a working knowledge of the material, the tools, the safe handling issues and the methods used to complete a carving. Beginning with a study of the properties of the stone, you will produce a simple piece and progress to making a sculpture of your choice. The development of your own personal style will be encouraged. The material cost for this course will depend on the size of the project or projects chosen and will be collected during the week.



Totem Carving

COURSE CODE ARTS354 SECTION 41
INSTRUCTOR Wayne Hill
DATES July 2 – 6, 2018
FEE \$360.06 (+ \$60 material fee for pole or \$30 material fee for mask blank, payable to instructor)

Design and carve a four-foot West Coast totem pole or an individual mask. Working hands-on and side-by-side with other carvers you will learn the traditional processes that produce the best results. A short lesson on history and traditions will provide a better understanding of totems and the social implications of this medium.

Travel Writing & Photography

COURSE CODE ARTS1687 SECTION 41
INSTRUCTOR Kate Pocock & Rob Stimpson
DATES July 2 – 6, 2018
FEE \$360.06 (+ \$15 material fee payable to instructor)

A good knowledge of your camera and its manual is required. Beginner writers are welcome.

Words and images combine to create effective travel stories, blogs, press releases, scrapbooks, photo portfolios, slideshows and more. Instruction will lead you through the process of crafting a story illustrated with photos; so vital in this digital age. Your efforts will culminate in a finished illustrated article, ready to present to an editor, art director, work colleagues, family or friends. Investigate different kinds of travel writing – essays, personal stories, service pieces, ‘round-up’ articles, and more. Through presentations, discussion, readings and hands-on exercises, learn how to recognize a saleable story idea, the subtle differences between newspaper, magazine and online publishing, interview tips, the do’s and don’ts of travel writing, and how photography can enhance your stories (and possible income). Using simple techniques, discover how to take effective portraits of people, images of places, and highlight individual details that will make a travel story come alive. This course is suited to anyone with a love of travel who would like to inspire others with their words and images: writers, bloggers, communications people working in the travel industry, travel agents, teachers, or anyone who wants to learn more about publishing stories and photos.

Watercolour Painting – Advanced

COURSE CODE ARTS248 SECTION 41
INSTRUCTOR Art Cunanan
DATES July 2 – 6, 2018
FEE \$360.06

This course is not suitable for beginners. It is imperative that participants have had at least three previous watercolour courses prior to participating.

At an advanced level of interaction, you will explore traditional and experimental techniques in watercolour painting. Instruction will be provided on composition and design, and the course is geared to sharpen skills and enhance personal interpretation. Learn how to make a contour painting, how to layer washes until they get the right value and how to use local and colour values to make strong statements. Sessions on compositions will include directing the eye with edges, placing darks and other colours, and advice on handling patterns and loosening painting style. Learn by demonstration and critique and benefit from individual attention. While this is not a plein air course, there may be an opportunity to enjoy some on-location painting, weather permitting. Painting outdoors will be a majority decision. Only when there is enough consensus will there be an outdoor painting session.

Youth/Teen All About Me**

COURSE CODE ARTS2360 SECTION 41
INSTRUCTOR Rebecca Reynolds
DATES July 2 – 6, 2018
FEE \$238.77 (+ \$40 material fee payable to instructor)

This course is open to youth and teens 10 to 18 years of age.

Get ready to be inspired by fascinating subject matter...you! Through fun activities we’ll delve into the complex and fascinating facets of ourselves, then use those insights to create artwork such as life-size mixed media body paintings and expressive portraits. Celebrate your uniqueness in a supportive and playful environment where trying new approaches and techniques are encouraged!

Youth/Teen Build Your Own Skateboard Deck**

COURSE CODE ARTS1914 SECTION 41
INSTRUCTOR Bryce Petersen
DATES July 2 – 6, 2018
FEE \$238.77 (+ \$15 material fee payable to instructor.
The kit fee - dependent on board choice, will be collected by the school at time of registration.)

This course is open to youth and teens 10 to 18 years of age.

Use the innovative techniques created by the Roarokit Skateboard Company in Maui, Hawaii to build your own skateboard deck. Learn how to build a professional quality longboard or street deck using seven layers of Canadian hard maple veneer, a one-sided foam mould and atmospheric pressure. Then, using basic woodworking tools like surfboards and sandpaper, you will prepare the deck for graphics. Your creativity will make your deck a one-of-a-kind design as you apply your own graphics using stencil and paint techniques. No previous woodworking experience is required. Please reference the material list for deck details, choices and costs. This kit fee will be collected upon registration. Wheels and trucks are not included in your kit.

This course will run simultaneously with Youth/Teen Build Your Own Skateboard Deck II. Please clearly indicate which level you are registering for.

Youth/Teen Build Your Own Skateboard Deck II**

COURSE CODE ARTS1827 SECTION 41
INSTRUCTOR Bryce Petersen
DATES July 2 – 6, 2018
FEE \$350.41 includes skateboard kit
(+ \$15 material fee payable to instructor)

This course is open to youth and teens 10 to 18 years of age, who have previously taken Youth/Teen Build Your Own Skateboard Deck.

Take the next step and build a custom deck using your woodworking experience, hand-made moulds and of course, your own design flare to create a deck that will show off your advanced skills and eye for style. Instruction will introduce you to mould-making, deck layout and new graphic techniques. Wheels and trucks are not included in your kit.

This course will run simultaneously with Youth/Teen Build Your Own Skateboard Deck. Please clearly indicate which level you are registering for.



SATURDAY, JULY 7, 2018

Acrylic Non-Objective Abstract Workshop**

COURSE CODE ARTS1678 SECTION 41
INSTRUCTOR Marianne Broome
DATES July 7, 2018
FEE \$111.62 (+ \$5 material fee payable to instructor)

Suitable for all skill levels, this is an exciting opportunity for exploration and creativity. Without the use of brushes, composition and design will provide the foundation for a successful abstract painting. To this end, different design possibilities and ways to kick-start your painting will be discussed, along with the selection of a suitable colour palette. Many abstract painting techniques will be demonstrated, including ways to incorporate and enhance texture and using various tools. Please bring your own reference material.



Dynamic Gesture Drawings – The Anatomy of Movement Workshop**

COURSE CODE ARTS2391 SECTION 41
INSTRUCTOR Stephen Tulk
DATES July 7, 2018
FEE \$111.62

The gesture is the starting point of a figure drawing. How you interpret the gesture sets up what you can do with the rest of your drawing. This workshop will examine essential anatomy and important surface landmarks on the figure, developing greater awareness of what makes a gesture more dramatic.

Glassblowing – Introductory Workshop**

COURSE CODE ARTS466 SECTION 41
INSTRUCTOR Jake Raynard
DATES July 7, 2018
FEE \$207.97 includes \$99.43 material fee

Discover the excitement of hot glasswork and create fascinating paperweights using traditional tools and techniques dating back 2000 years. These methods are still used today by the world's leading vessel makers and glass sculptors. Glass is first melted in a furnace to 2100 degrees Fahrenheit upon which time you will then learn how to gather the molten material on the end of a steel blowpipe to form it into a one-of-a-kind paperweight. Safe practices will be continually emphasized throughout the workshop. This is an excellent introduction to the intrigue of hot glass work. Colour will be available for purchase in the Bookstore.

Harp for Beginners Workshop**

COURSE CODE ARTS1699 SECTION 41
INSTRUCTOR Maureen McKay
DATES July 7, 2018
FEE \$111.62 (+ \$5 material fee payable to instructor)

This is an excellent opportunity to be introduced to this beautiful instrument and basic playing techniques as you learn a Celtic tune or two. No previous musical experience is necessary. If you have your own harp, you are encouraged to bring it. Harps will be properly and securely stored. There will be some harps available for rent at \$20 for the day.

Jewellery – Silver Ring Workshop**

COURSE CODE ARTS2170 SECTION 41
INSTRUCTOR Susan Watson Ellis
DATES July 7, 2018
FEE \$111.62 (+ \$30 material fee payable to instructor)

Learn to form, solder, and finish a sterling silver band ring which may then be decorated or textured using files, burrs and/or stamps to create a truly unique piece.

Mosaics with Metal & Other Bits Workshop**

COURSE CODE ARTS2356 SECTION 41
INSTRUCTOR Heather Vollans
DATES July 7, 2018
FEE \$111.62 (+ \$10 material fee payable to instructor)

Learn to incorporate metals into mosaic. Instruction will include which metals are recommended for mosaic and the adhesives that work best with them. Learn what to look for when sourcing metal, how to cut metal, and how metals rust and react with other materials. You will also learn how to prepare a base for mosaic, how to cut a variety of materials, and how to create an effective mosaic using the elements of design. A 7"x7" prepared base will be provided, in addition to some pieces of metal, stained glass scrap, and stone. You are encouraged to bring a small collection of glass, shells, ceramics, and small metals such as keys, springs, and jewellery bits to incorporate into your project. Grouting will be demonstrated for completion after a 24 hour curing time. Reference notes on materials and products will be provided.



Painting – Mixed Media Layers Workshop**

COURSE CODE ARTS2026

SECTION 41

INSTRUCTOR Holly Dean

DATES July 7, 2018

FEE \$111.62 (+ \$25 material fee payable to instructor)

Trust your intuition and discover your style as you create a rich, complex piece of art in an encouraging environment. Work on canvas or board with acrylic paints and mediums, collage, stamps and stencils. Instruction will guide you with demonstrations, discussions and individual attention. Curious beginners to experienced artists are welcome to join in this creative experience. You will gain new techniques and ideas, a gorgeous layered mixed media painting, and the inspiration to make many more.

Paper Engineering: Pop-Up Workshop**

COURSE CODE ARTS2168

SECTION 41

INSTRUCTOR Helen McCusker

DATES July 7, 2018

FEE \$111.62 (+ \$15 material fee payable to instructor)

Make pop-up artworks to amaze and delight – wonderful surprises each time they're opened. Use paper engineering techniques to create parallel folds, spirals, platforms, and sculpted pieces that magically fold flat. Learn how to assemble your pop-up pieces into a simple accordion book and use paper punches, decorative and painted papers, and other media to embellish. Pop-up techniques are great for scrapbookers as well as those who like to do book embellishment or make greeting cards.

Story Writing from Photographs Workshop**

COURSE CODE ARTS2387

SECTION 41

INSTRUCTOR Kelly Gauthier

DATES July 7, 2018

FEE \$111.62 (+ \$10 material fee payable to instructor)

Combining the art of writing with photography, this workshop uses photographs as the inspiration for well written short stories. Just as photographers find the extraordinary in the ordinary by showing unexpected angles, contrasting light, or by drawing your eye to the unexpected, writers can do the same thing with words. By incorporating similar techniques into your writing, you will explore familiar experiences and people in unique ways to create intriguing stories. Using photographs as a starting point for short stories is a unique and effective way to alleviate new writer's inhibitions and can help seasoned writers overcome writer's block. Instruction is suitable for new and experienced writers.



JULY 9 TO 13, 2018

Collage & Acrylic Explorations

COURSE CODE ARTS1004

SECTION 41

INSTRUCTOR Rose Pearson

DATES July 9 – 13, 2018

FEE \$360.06 (+ \$40 material fee payable to instructor)

Instruction is best suited to students with some painting experience, but beginners can be accommodated.

In this exciting process-oriented course you will learn to combine collage materials and acrylic paint as a means of personal visual expression and distinct vocabulary. With a creative spirit, you will be encouraged to explore and experiment with new techniques using oriental and tissue papers, magazines, photographs, found objects, fabric, fibres, acrylic paint and anything else that you would like to adhere to your support surface. Make your own stamp and stencil and learn how to make polymer transfers. Composition and design principles will be addressed. Personal creative expression and uniqueness will be encouraged as you benefit from individual attention as well as group dialogue.

Colour – An Interdisciplinary Primer

COURSE CODE ARTS2298

SECTION 41

INSTRUCTOR Martha Robinson

DATES July 9 – 13, 2018

FEE \$360.06 (+ \$5 material fee payable to instructor)

The great watercolourist Winslow Homer made a lifetime study of colour theory, particularly the work of Chevreul, with the intent of improving his paintings. A solid grounding in colour theory is important when working in visual culture, enriching painting and design. Exploring the full range of colour contrasts – temperature, hue, value, extension, saturation, and complements – learn to employ these to enhance depth, emphasize a focal point, balance composition and build drama. Colour mixing demonstrations in watercolour will be supplementary to one to three small projects each day, targeting specific aspects of colour theory in a lighthearted approach that involves painting everything from (possibly) liquorice allsorts to garden gnomes. Use of a colour wheel to understand the design potential of triads, split complements and more complex combinations will be discussed and handouts provided for all demonstrations. You are welcome to work in watercolour, acrylic or gouache.



Excellent handouts in terms of information, and visually fun. The entire class was engaged, learned, and had fun."

~ UTE WRIGHT

Coloured Pencils

COURSE CODE ARTS1837

SECTION 41

INSTRUCTOR Ruth Ann Pearce

DATES July 9 – 13, 2018

FEE \$360.06 (+ \$15 material fee payable to instructor)

Explore the exciting realm of coloured pencils in this comprehensive course for all levels of drawing ability. Learn the properties, uses and possibilities of pencil crayons and watercolour pencils. You will also become familiar with various surfaces through discussion and exploration. Colour theory will be discussed as it is key to understanding the results attainable. Mixing, layering and blending techniques will be demonstrated, and you will be encouraged to experiment with innovative methods. A wide range of subjects will be introduced to enable you to choose a direction of study. Instruction will include frequent demonstrations and ongoing feedback as needed.

Creative Writing – Ignite Your Potential

COURSE CODE ARTS706 SECTION 41
INSTRUCTOR Nora Zylstra Savage
DATES July 9 – 13, 2018
FEE \$360.06

Get inspired – Get REALLY inspired. Whether you're a novice or professional, fiction or non-fiction writer, these writing exercises and styles will inspire. This hands-on high energy course provides an encouraging, safe space for discovering different writing styles and techniques which could include: dialogue, story components, personal narratives, poetry, essays, perspectives and journal entries. You will have fun responding to numerous multimedia writing prompts and stimuli. Experiment with writing tools such as clustering, mind mapping, rapid writing and short- shorts. Let these triggers be a starting point for expanding your writing horizons and creativity. There will be time to share and get positive feedback on your work. Be ready to jump in and dive deep!

Drawn to Watercolour Painting

COURSE CODE ARTS2389 SECTION 41
INSTRUCTOR Gord Jones
DATES July 9 – 13, 2018
FEE \$360.06

Beginner to intermediate watercolourists will explore the transition from a photo to a finished interpretive watercolour. Use simple and effective preliminary value sketches, compositional techniques, and drawing basics to condense the photographic subject matter. There will be interactive lectures, demonstrations, lots of painting time with individual instruction, and very supportive critique.



Felting – Traditional & Contemporary Wet Techniques

COURSE CODE ARTS2209 SECTION 41
INSTRUCTOR Susan MacDonald
DATES July 9 – 13, 2018
FEE \$360.06 (+ \$10 base material fee payable to instructor. Additional material costs will depend upon projects chosen.)

From artful, felted fashion accessories to home décor accents, felting provides a range of creative options. Learn Nuno and traditional wet felting techniques, ancient crafts that are fashionably contemporary and versatile. The addition of texture and colour will be explored as your creativity is encouraged. Project ideas include scarf, tube/ring scarf, shawl, table runner, bed end, and more. Fabrics created could also be used for garments such as vests, dresses, and jackets.

Fibre Art Techniques

COURSE CODE ARTS2210 SECTION 41
INSTRUCTOR Jan Anderson
DATES July 9 – 13, 2018
FEE \$360.06 (+ \$40 material fee payable to instructor)

Learn fibre art techniques such as painting, dying, stamping, free motion quilting, thread sketching, thread painting, and hand embellishments as you design, create, experiment and play in a supportive environment. Skills learned will be applied to the creation of a large wall hanging that depicts your passion and story. You will be required to bring a familiar and reliable sewing machine in good working order. It is imperative also to bring a free motion sewing foot and be able to drop the feed dogs.

Folk Music for All Instruments & Vocals

COURSE CODE ARTS2309 SECTION 41
INSTRUCTOR Katherine Wheatley
DATES July 9 – 13, 2018
FEE \$360.06

For singers, guitarists, keyboardists, and non-instrumentalists alike – all are welcome. This course will suit whether you're just starting to think about making music or you've been at it for a while and want to learn something new. Experience the magic of making music and the power of playing together in a nurturing environment. Instruction will consist of daily exercises to liberate your true voice; new strumming and fingerpicking techniques as well as short chord melodies for the guitar and ukulele; repertoire development with the addition of songs that complement and stretch your abilities; working on originals to bring them up to performance standard; song circles and jamming; band arrangements; basic keyboard theory; and performance techniques.

Glass Mosaics for the Canadian Climate

COURSE CODE ARTS2352 SECTION 41
INSTRUCTOR Heather Vollans
DATES July 9 – 13, 2018
FEE \$360.06 (+ \$20 material fee payable to instructor)

Project: Window

The Canadian climate can present challenges for outdoor works of art. Instruction will address an overview of adhesives for a variety of materials; cutting a variety of materials and using those cuts creatively; the use of the elements of design to impact your project, and grouting your mosaic. Attention will also be paid to material suited as a base for outdoor mosaic; preparation of surfaces – including repair of frames; choosing suitable mosaic shard material for outdoors; finishing, hanging, and caring for your artwork. All of these elements will be considered in the creation of your glass on glass mosaic (a hanging window). Reference notes will be provided on all materials used. You are welcome to contact instructor prior to course to discuss project ideas. Contact information can be found on the material list.



I am drawn to materials – the look, the feel, the colour dysfunction: my work is always about materials first. What fires me is how materials can work together, either harmoniously or disparately, to create beautiful new art."

~ HEATHER VOLLANS

Glassblowing

COURSE CODE ARTS101 SECTION 42
INSTRUCTOR Catherine Benoit
DATES July 9 – 13, 2018
FEE \$547.10 includes \$187.04 material fee

Discover the art of glassblowing, using traditional techniques that date back 2000 years. Glass is first melted in a furnace at 2100 degrees Fahrenheit, at which time you learn how to gather the molten material on the end of a steel blowpipe to form it into vases, bowls, paperweights, goblets and sculpture. You will also have an opportunity to participate in discussions on equipment, safety, history and current trends in glass. Colour will be available for purchase in the Bookstore.

This course will run simultaneously with Glassblowing II. Please clearly indicate which course you are registering for.

Glassblowing II

COURSE CODE ARTS103 SECTION 41
INSTRUCTOR Catherine Benoit
DATES July 9 – 13, 2018
FEE \$547.10 includes \$187.04 material fee

This course is not suitable for beginners. Instruction will focus on advanced hot forming and decorating techniques.

Learn techniques for vessel making, including vases, bowls, goblets and stemware, as well as solid sculpture and hot bit work. There will be demonstrations of advanced colouring techniques and studio production methods. With an emphasis on design, you will set up personal project goals. You will have an opportunity to participate in discussions about modern studio design and equipment construction, as well as glass as a contemporary art form. Colour will be available for purchase in the Bookstore.

This course will run simultaneously with Glassblowing. Please clearly indicate which course you are registering for.

Harp – Beginner

COURSE CODE ARTS1844 SECTION 41
INSTRUCTOR Maureen McKay
DATES July 9 – 13, 2018
FEE \$360.06 (+ \$5 material fee payable to instructor)

No previous musical experience is required.

Enjoy a comprehensive introduction to this beautiful instrument as you learn the fundamental techniques for playing the harp in a relaxed, supportive and inspiring environment. In addition to individual and group instruction, you will gain an appreciation of the rich history of harp playing. Discussion will address different types of harps and what to look for if interested in buying or renting a harp, as well as basic tuning and maintenance of the instrument. Instruction will include opportunities to begin to experience ensemble playing, an introduction to arranging music for the harp, the fun of improvisation and composition at the harp, and guidance with accompanying other instruments. If you own a harp you are encouraged to bring it – harps will be properly and securely stored. There will be harps available for rent at \$40 for the week.

Intuitive Abstract Painting

COURSE CODE ARTS2112 SECTION 41
INSTRUCTOR Sue A. Miller
DATES July 9 – 13, 2018
FEE \$360.06 (+ \$10 material fee payable to instructor)

Of value to both beginners and intermediate painters, intuitive painting is an opportunity to learn about you as opposed to learning specific techniques and creating specific products. Playful exploration with oil paint as well as the use of other tools and materials will aid in the creative process and tap into your authentic creative self. While loose and free, intuitive painting still lends itself to consistency. Instruction will also address the utilization of sources of inspiration to create a consistent body of work.

Japanese Brush Painting I

COURSE CODE ARTS114 SECTION 41
INSTRUCTOR Cassandra Wyszkowski
DATES July 9 – 13, 2018
FEE \$360.06 (+ approx. \$40 material fee payable to instructor)

Suitable for the beginner or seasoned painter, this course will introduce you to the joyful discipline of Japanese painting (known as Sumi-e), a beautiful water-based medium. Emphasis will be on various brush techniques, light and shade to achieve depth, brush control that develops spontaneous expression, and effective simplicity in composition skills. You will paint a variety of subjects and receive a reference copy of each lesson, ten in all. This is a very intensive course providing a firm foundation for any future painting medium or artistic pursuit. Discover and learn the four paragons – Bamboo, Japanese Orchid, Chrysanthemum and Plum Tree. Oriental philosophy as related to painting will add an interesting flavour. Many other subjects are pursued to keep creativity flowing. Japanese poetry 'Haiku' which is the 'kissing cousin' of Sumi-e, along with beautiful, flowing music, will underpin the learning process by adding a delightful, peaceful atmosphere. Instruction is also suitable for potters and fabric painters who wish to beautify their work with expressive brush strokes.

Jewellery

COURSE CODE ARTS117 SECTION 41
INSTRUCTOR Michael Letki
DATES July 9 – 13, 2018
FEE \$360.06 (+ \$50 material fee payable to instructor)

Fabulous jewellery can be made using simple techniques. As a beginner, you will be introduced to these methods and encouraged to use them creatively while working in sterling silver and other materials. If you are working at a more experienced level, you will have an opportunity to explore new ideas – particularly on surface treatments, as well as practice your skills and work on your own projects with the guidance of the instructor. The work of current jewellery artists will be referenced and an information session dealing with supplies, sources and pricing will be held. You are welcome to bring your own materials and tools, but supplies will also be available from the instructor.



I love the sense of community – not only in our individual classes but even amongst other students from other classes! The instructor made me feel valuable while still encouraging me to stretch myself.”

~ SHELLEY TAYLOR

Kids' Craftabulous!**

COURSE CODE ARTS1744

INSTRUCTOR Elise Muller

DATES July 9 – 13, 2018

FEE \$109.20 (+ \$25 material fee payable to instructor)

Create one-of-a-kind pieces with an assortment of multi-media techniques that include: paper maché, printmaking, polymer clay and image transfer. You'll make pendants, magnets, buttons and puppets, plus an assortment of other creations to put into your treasure box.

NEW AGE GROUPS

SECTION 41: 1:00 – 4:30pm, 4 (as of January 1) to 8 years old.

SECTION 42: 9:00 – noon, 8 to 10 years old.

Kids' Metal Jewellery Arts**

COURSE CODE ARTS397

INSTRUCTOR Susan Watson Ellis

DATES July 9 – 13, 2018

FEE \$109.20 (+ \$30 material fee payable to instructor)

Unique jewellery creations made by YOU! Learn to form and decorate copper, aluminum, nickel silver and bronze. Then add a little fun and a few personal touches with beads and marbles. You'll make custom tags for your pets, pendants for yourself, I.D. bracelets and key rings. Decorate your projects using hand-stamping and hammering techniques and also learn to shape wire into chains, rings and pins.

NEW AGE GROUPS

SECTION 41: 9:00 – noon, 4 (as of January 1) to 8 years old.

SECTION 42: 1:00 – 4:30pm, 8 to 10 years old.



Kitchen & Bath Design

COURSE CODE ARTS2374

SECTION 41

INSTRUCTOR Andria Cowan Molyneux

DATES July 9 – 13, 2018

FEE \$360.06 (+ \$30 material fee payable to instructor)

Discover the keys to creating beautiful, functional spaces. These areas of the home provide ideal opportunities to create well-designed, practical, and efficient rooms that are also attractive and interesting. Instruction will focus on planning, communicating, specifying, and real construction considerations in the building or renovation of a residential kitchen or bathroom. With the highest rate of return, these rooms are worthy of extra effort in the combination of purpose and aesthetic.

Landscape Painting – Working the Land

COURSE CODE ARTS1540

SECTION 41

INSTRUCTOR Rod Prouse

DATES July 9 – 13, 2018

FEE \$360.06 (+ \$20 material fee payable to instructor)

This course is not suitable for beginners.

This course is designed to assist you to move beyond the literal and develop a personal voice in painting the land. Explore ways to interpret landscape, distil the painting possibilities in a scene, and apply relevant principles of design and technique to the work. Analyze observed landscape and reconstruct it in paint with a mind to developing a unique style. Using an analytical as well as a direct painterly response, one can refresh and personalize the landscape painting experience. Please note that this is not necessarily a plein air course or an exercise in studio abstraction, rather a selection of painting strategies with a goal of helping you develop. With this in mind, to be productive and versatile, work will be done in acrylics.

Life Drawing & Painting

COURSE CODE ARTS125

SECTION 41

INSTRUCTOR Helen McCusker

DATES July 9 – 13, 2018

FEE \$360.06

Learn how to have your figurative workflow from your hand. This extensive course, working with the life model, will address your personal artistic development. Instruction in drawing the figure, drawing and painting techniques, and applying colour theory will be a strong foundation for continuing artistic practice in drawing and painting the figure. Explore new materials, strive for mastery of media with which you are familiar, and originate a life drawing project that addresses your own personal technical or conceptual problems. Drawings and paintings by a variety of artists will be available for viewing and reference. Upon completion, you will have the ability to use life drawing as the basis for a process of ongoing investigation that will continue to build skill, perception and ease, as well as provide a foundation for expression in drawing and painting.

Millinery – The Art of Hat Making

COURSE CODE ARTS516

SECTION 41

INSTRUCTOR Karyn Ruiz

DATES July 9 – 13, 2018

FEE \$360.06 (+ \$50 to \$85 per hat material fee payable to instructor)

Basic cutting and sewing skills are required to participate in this course.

This course is an introduction to the basic millinery technique of hand blocking. You will enjoy the rare opportunity to make use of vintage wooden hat blocks, or moulds. These vintage wood moulds provide a fascinating visual history of different hat styles of the 20th century. Learn hand blocking techniques for both felt and straw materials, as well as assembly and embellishment practices to create a unique, one-of-a-kind hat. Retro or contemporary, classic, or funky, it's up to you. Please bring a reliable sewing machine that is in good working order.



Mixed Media Stitchery

COURSE CODE ARTS2310 SECTION 41
INSTRUCTOR Kate Carder-Thompson
DATES July 9 – 13, 2018
FEE \$360.06 (+ \$40 material fee payable to instructor)

Much more than stitching – this course will begin with a review of fundamental embroidery stitches and progress to experimentation with their sculptural and mark-making potential. Take inspiration from historical artworks and contemporary artists as you explore various ways to alter the surfaces of paper and fabric before adding stitches. Abstract, expressive, a tad irreverent – the opportunities are endless.

Musical Instrument Construction

COURSE CODE ARTS141 SECTION 41
INSTRUCTOR Philip Davis
DATES July 9 – 13, 2018
FEE \$360.06 (+ \$20 material fee payable to instructor)

This course will introduce the principles, materials and methods of stringed instrument construction. Through hands-on work, as well as lectures and demonstrations, you will progress through the first steps of construction of your own guitar or violin. Formal lectures will focus on acoustics, glues and gluing, grading and selection of materials, tools, tool maintenance, bending, forms and moulds. Time is limited, but progress can be made in mastering the skills to advance rough cut wood toward a good working violin or guitar. By the end of the first course you can expect to have the instrument sides bent and assembled on moulds as well as the backs and tops shaped to smooth outer archings. The course welcomes and challenges beginners to woodworking and enthusiastic musicians as well as experienced craftspeople. Violin and guitar materials are available for purchase from the instructor at a cost of approximately \$130 per instrument. Returning students continuing projects will be accommodated at their current level of project development.

Oil Painting – Introduction to Plein Air

COURSE CODE ARTS596 SECTION 41
INSTRUCTOR John Anderson
DATES July 9 – 13, 2018
FEE \$360.06 (+ \$10 material fee payable to instructor)

This course is designed to engage you in the fundamental aspects of painting with oils on location and will encourage the exploration of the idea of landscape painting as an artistic and creative endeavour. The language of paint will be developed through mark making, colour, form, texture and composition. All concepts and techniques discussed will be demonstrated and supported through step-by-step instructor guidance. Through the understanding of these principles and with individual instruction, you will develop confidence in your painting ability. This course is suitable whether you have limited painting and drawing experience or if you are a more experienced painter planning to expand your capabilities and further develop your skills. Weather permitting, the majority of class time will be held outdoors.

Painting Open Studio

COURSE CODE ARTS1258 SECTION 41
INSTRUCTOR V. Jane Gordon
DATES July 9 – 13, 2018
FEE \$360.06

This course is not suitable for beginners.

Individual instruction will challenge you to further develop your vision and artistic practice. This studio opportunity is structured around your consultation with the instructor-as-mentor on materials, media, techniques, ideas, and process of vision-to-execution to create your own body of work. Learn how to assess the evolution of your work in self and group critiques. You are welcome to work in the media of your choice.

Painting – Layered Mixed Media

COURSE CODE ARTS2212 SECTION 41
INSTRUCTOR Holly Dean
DATES July 9 – 13, 2018
FEE \$360.06 (+ \$40 material fee payable to instructor)

Create three or more rich, complex pieces of art while exploring your style in an encouraging and nurturing atmosphere. Trust your intuition as you work on paper, canvas and board with acrylic paints and mediums, collage, stamps and stencils, oil pastels, ink, pencil, charcoal, writing, and more. Paint with brushes and unusual tools, make monoprints, drip, pour, sand, and rip. Learn to conceal and reveal collage elements, build subtle texture with acrylic mediums, explore the difference between fluid, soft body and heavy body acrylic paints, use stencils to build relief, add metallic paint for magical highlights, make transfers, create beautiful compositions using design principles, and discuss many other creative ideas. Instruction will include exercises to stimulate right brain response, demonstrations, discussions, individual attention, and friendly critiques. Curious beginners to experienced artists are welcome.

Photographic Landscapes – The Big Picture

COURSE CODE ARTS2180 SECTION 41
INSTRUCTOR Rob Stimpson
DATES July 9 – 13, 2018
FEE \$360.06

This course is not suitable for beginners. Knowledge of your camera and photo imaging software is essential.

The landscapes of the Haliburton Highlands are varied and diverse. From vistas overlooking unbroken forest to the wealth of lakes and rivers, explore photographic techniques utilizing these scenes for inspiration. Good photographs are made, not just taken. Use three techniques; pre-visualization, image capture, and post-processing to recognize an existing composition and capture it effectively. Instruction will address camera functions, combined functions, and lens selection. Photo imaging software will then take your efforts to the next level. The differences between and suitability of documenting or interpreting a photograph will be discussed. Course content will include assignments, image sharing, and constructive critiques. Large format printing will be available on a fee for service basis.



Portrait Sketching & Development

COURSE CODE ARTS326 SECTION 41
INSTRUCTOR Matthew Mancini
DATES July 9 – 13, 2018
FEE \$360.06

This exciting and in-depth portraiture course will develop your ability to capture the likeness of any model. Starting from a simple anatomical understanding of the elements of the face through to proportion and expression, you will be challenged to look for and isolate the unique features that identify each of us. As well as posing for each other, you will complete a self-portrait and also work with a professional model. Works by a variety of artists will be discussed throughout the course. Each student will be asked to participate by sitting for a few short portrait poses.

Pottery II

COURSE CODE ARTS179 SECTION 41
INSTRUCTOR Lisa Barry
DATES July 9 – 14, 2018 (6 days)
FEE \$427.84 includes 18.42 initial material fee

This course is not suitable for beginners. Pottery – Beginners or equivalent wheel work experience is required. Instruction in this course is delivered at an intermediate level of skill.

Through the use of demonstrations, critiques and time spent on the wheel, you will develop a better understanding of the form and function of clay. There will be demonstrations of throwing techniques including cylinders, bowls, plates, lidded pieces and vases. You will also experience glaze mixing, loading and firing kilns. There will be one bisque fire and one glaze fire during the course. Additional clay will be available from the school at the cost of \$20 per bag, which includes glazing and firing.

Watercolour Basics

COURSE CODE ARTS2233 SECTION 41
INSTRUCTOR Margaret McIntyre
DATES July 9 – 13, 2018
FEE \$360.06 (+ optional \$50 material fee payable to instructor)

Discover the beauty of watercolour. In an encouraging, relaxed atmosphere and through step-by-step instruction, learn about different types of paper, brushes and paints. Colour mixing, watercolour washes and several painting techniques will be covered, and you will also benefit from some basic drawing and composition lessons. Daily demonstrations and continuous feedback will complement instruction.

Weaving – Basic Level I

COURSE CODE ARTS261 SECTION 41
INSTRUCTOR Laurie Allan-Ungeitis
DATES July 9 – 13, 2018
FEE \$360.06 (+ \$45 material fee payable to instructor)

Projects: Hot mats, table runner, small bags, wall hanging or sleeve for a tablet

This course introduces you to the four harness floor loom, developing basic set-up and weaving skills. Instruction is suitable for the beginner or novice weaver wanting to focus on good basic weaving skills. You will be guided step by step through warping, setting up a loom, and weaving, with the opportunity to play with colour and design along the way. Instruction will address individual skill levels, giving suggestions for fine-tuning technique and efficiency. The goal is to set up and weave two different projects during the course. Materials will be provided by the instructor for purchase, although you may bring 4/8 and mop cotton as well as a variety of fabrics, socks, t-shirts, and other recyclables if you wish. A four-harness loom will be available for your use.



Stone Carving – Advanced Studio Practice

COURSE CODE ARTS1806 SECTION 41
INSTRUCTOR John McKinnon
DATES July 9 – 13, 2018
FEE \$360.06

This course is not suitable for beginners

This course is an excellent opportunity to challenge, explore, and expand upon your sculpting skills and personal art practice. The learning environment is an independent open studio format with individual guidance and instruction. You will be encouraged to consider the more philosophical aspects of expression in stone, and your relationship with this idea. Emphasis will be placed on aesthetics, composition, and development of style. Preference of material for this course is marble. You are invited to bring works in process and/or stone can be arranged through the instructor. Please refer to the material list for details.



Courses for Kids, Youth and Teens

All course names for our younger artists start with 'Kids,' 'Youth' or 'Teen,' depending on the age requirement.

We've made some changes to the age groups
– please register accordingly.

See [page 95](#) for more information.

Youth on Stage**

COURSE CODE ARTS2388 SECTION 41
INSTRUCTOR DeAnn deGrujter
DATES July 9 – 13, 2018
FEE \$238.77 (+ \$15 material fee payable to instructor)

This course is open to youth 10 to 13 years of age.

Learn a variety of performance skills that aren't just great for the stage, but awesome for life as well! This course of drama studies is designed to build character, strengthen your self-expression, and build an ensemble. Have fun exploring acting through games, exercises, voice, music, movement, and improvisation. Working individually and as part of an ensemble, you'll devise scenes, stories, and site-specific vignettes created by you. Packed with experiential learning, emotional presence, physical rigour, thoughtful exploration, and FUN, this course is great if you're curious about performing or want to have your creative voice witnessed.

Warning: There might be homework! WHAT?! Yep. You might have to memorize something overnight to use the following day. Not a ZILLION lines...but a little something.

Youth/Teen Movie Making**

COURSE CODE ARTS1825 SECTION 41
INSTRUCTOR Tammy Rea
DATES July 9 – 13, 2018
FEE \$238.77 (+ \$20 material fee payable to instructor)

This course is open to youth and teens from 10 to 18 years of age.

Learn how to tell and show a great video story. From writing a script, creating a storyboard and shot list, using a video camera, and digitally editing your movie, you'll produce a short movie that will be screened at the Friday afternoon Film Festival. The final product will be a USB stick collection of the movies. Previous experience is not required, and all equipment will be provided. Many videos from past courses have been finalists at the Toronto International Children's Film Festival. You will create a character profile movie as well as work on a team story. No use of profanity or violence will be allowed.



SATURDAY, JULY 14, 2018

Alcohol Inks on Tiles Workshop**

COURSE CODE ARTS2355 SECTION 41
INSTRUCTOR Putzy Madronich
DATES July 14, 2018
FEE \$111.62

Learn to paint colourful, luminous works of art on ceramic tile using alcohol inks. Explore techniques that will take you beyond abstract experimentation to creating beautiful fine art pieces. This workshop is a great starting point for those who have never painted before and also suits experienced artists who would enjoy learning an exciting new medium.

Felting – Surface Design Workshop**

COURSE CODE ARTS2306 SECTION 41
INSTRUCTOR Heidi Hudspith
DATES July 14, 2018
FEE \$111.62 (+ \$20 material fee payable to instructor)

Enhancing the surface of a felted piece provides a wealth of creative possibilities. Explore some of these options using both needle and wet felting techniques to build embellishments, create relief, and embed resists.



Herbal Soaps, Salts & Soothing Salves Workshop**

COURSE CODE ARTS2277

SECTION 41

INSTRUCTOR Linda Lee Purvis

DATES July 14, 2018

FEE \$111.62 (+ \$65 material fee payable to instructor)

With an increasing concern for chemical build-up within our bodies, this workshop provides information as well as numerous techniques and recipes for making various body products that feature the virtues of nature and simplicity. These include herbs, essential oils, vegetable oils, beeswax, and other pantry items, which can produce gentle, effective, and impressive alternatives to commercially prepared consumables. Learn cold-process soap-making from scratch, and experiment with customizing meltable organic soap bases to suit your own preferences. A discussion on essential oils, safety, and oil profiles will preface their use during the workshop. Recipes for making petroleum-free lip balms in tubes and pots, as well as healing herbal salves for soothing skin complaints, will provide insight into how infused vegetable and 'carrier' oils can nourish and soothe skin, ease tense muscles, and aid symptoms of colds and flu. Additionally, you will gain an understanding of the benefits of various salts and how they can be used for the bath and body for holistic benefit. Although the cold-process soap making will be done in demonstration format, a pre-measured kit will make it easy to replicate the demo done in class. Hands-on projects include customized soap bars, lip balms in tubes and jars, herbal salves, bath salts, bath bombs, foot nuggets, and body scrubs.

Image Transfer & Collage on Various Surfaces Workshop**

COURSE CODE ARTS2305

SECTION 41

INSTRUCTOR Victoria Wallace

DATES July 14, 2018

FEE \$111.62 (+ \$20 material fee payable to instructor)

Discover creative, efficient, and dramatic methods for successful acrylic image transfers onto your artworks. From acrylic skins to instant image transfers, learn the best ways to apply them; from collage to mixed media and more. Emphasis will be placed on exploring applications onto a variety of surfaces, including gessoed Masonite, wood, raw canvas, and Plexiglas. This workshop is suitable for beginners to professional artists.

Mixed Media Collage Texture Workshop**

COURSE CODE ARTS895

SECTION 41

INSTRUCTOR Sandee Ewasiuk

DATES July 14, 2018

FEE \$111.62 (+ \$20 material fee payable to instructor)

Try new materials and break through creative inhibitions, taking your work to a new level. Using mostly found and household items such as tissue paper, aluminum foil, cheesecloth, fabric pieces, wallpaper, text, photocopies, and whatever else you can dig up, you will create an original and personalized piece of art. Explore how composition, colour, and value can make a strong piece no matter what materials are used. Acrylic paints are best suited, although watercolour combined with inks can also be used for mixed media. A sense of adventure is encouraged in this exploration of materials and how they work/react with each other. It's a process of trial and error, playing and building.



I believe the process of making art is as important, in fact more important, than the outcome."

~ SANDEE EWASIUK

Painting Pets & Animals Workshop**

COURSE CODE ARTS2345

SECTION 41

INSTRUCTOR Martha Robinson

DATES July 14, 2018

FEE \$111.62 (+ \$3 material fee payable to instructor)

This workshop takes the rich character of classic animal portraits as inspiration – the work of Bonheur and Landseer – as well as contemporary watercolours of animals, carrying on these beautiful figurative traditions. Demonstrations will focus on specific aspects of the animal portrait in detail: grounding the portrait through capturing the expressive eye; using colour families to evoke lively browns, blacks and earth colours; and translating texture through drybrush and other techniques. Reference will be provided for all exercises, with examples from across the animal kingdom. Instruction will explore the full scope of the watercolour medium as relates to the animal portrait: drybrush textures, underpainting for definition of form, enriching flat colour, conserving whites, iridescence and colour mixing. Handouts will be available, detailing demonstrations and exercises. Instruction in a step-by-step approach to the animal portrait will be provided, and you will have the opportunity to discuss, with the instructor, a project from your own reference.

Printmaking – Woodcut Workshop**

COURSE CODE ARTS2181

SECTION 41

INSTRUCTOR Marta Scythes

DATES July 14, 2018

FEE \$111.62 (+ \$10 material fee payable to instructor)

Learn the processes of carving an image into a wood plate, inking the surface, and hand printing multiple copies of your image. Sample coloured papers will be supplied to enrich the colour element in your prints. Subject choice and exploring personal style will be encouraged. This introductory relief printmaking workshop is open to all skill levels.

Silversmithing Workshop**

COURSE CODE ARTS2343

SECTION 41

INSTRUCTOR Todd Jeffrey Ellis

DATES July 14, 2018

FEE \$111.62 (+ \$40 material fee payable to instructor)

Learn the basic skills of the traditional silversmith through the use of various hammering techniques. Create a small shallow bowl or simple candlestick from a sheet copper. All material and tools required will be supplied by the instructor.



JULY 16 TO 20, 2018

Acrylics – Material Exploration & the Artistic Voice

COURSE CODE ARTS2124

SECTION 41

INSTRUCTOR Victoria Wallace

DATES July 16 – 20, 2018

FEE \$360.06 (+ \$46 material fee payable to the instructor)

Stimulate your subconscious creative spirit and access your unique artistic voice through the exploration of personal metaphor, meditation and acrylic paints and mediums. Through the examination of the myriad of acrylic mediums available to the artist today, you will learn to familiarize yourself with their incredibly diverse artistic applications, making the creative process second nature. Work with mixed media and acrylic skins, textured acrylic skins, glazes & washes, the use of stencils, incising, immediate transfer onto a variety of rigid substrates, knife painting with light moulding paste, 21st-century grisaille, interference acrylics and discover how to utilize textured acrylic mediums. Instruction is suitable for beginner to professional artists.

Acrylics – Trees, Rocks, Water & Sky

COURSE CODE ARTS2350

SECTION 41

INSTRUCTOR Mary Intven Wallace

DATES July 16 – 20, 2018

FEE \$360.06

Bring the outside in as you paint the skies, trees, hills and waterways of the beautiful Canadian landscape. Reference images will be used to select a scene, organize an effective composition, apply a simple value scale, and choose a colour harmony for each of your acrylic paintings. Daily visual lectures, demonstrations, and step-by-step painting exercises will provide successful strategies for painting the elements of the outdoors. Develop your artistic fluency with techniques that depict atmospheric perspective, water and its reflections, skies that are powerful or peaceful, rugged rocks, and trees of different shapes and species. Put all this together to paint a personal perception of your natural surroundings. Individual attention and daily discussions in a supportive studio environment will help to evolve your unique painting style. Reference landscape photos will be available, but you are welcome to bring your own as well. Instruction is suitable for beginners as well as experienced painters.



**Connecting with nature is good for your heart
and great for your art!"**

– MARY INTVEN WALLACE

Art Making – Drawing, Painting & Collage

COURSE CODE ARTS2338

SECTION 41

INSTRUCTOR Helen McCusker

DATES July 16 – 20, 2018

FEE \$360.06

This course is not suitable for beginners.

Designed for students with some experience in drawing and/or painting, this is an opportunity to work on personal projects, in your favourite media, with guidance and insight from the Instructor. Exercises designed to engage with subject matter and media will open up creative channels and enhance ways of seeing and thinking about your art. Composition, technique, and personal expression will be addressed and positive feedback provided. Explore new ideas and focus on your artistic vision.

Book Art – Mixed Media, Painting & Binding

COURSE CODE ARTS2284

SECTION 41

INSTRUCTOR Holly Dean

DATES July 16 – 20, 2018

FEE \$360.06 (+ \$50 kit fee payable to the instructor)

In an encouraging and nurturing atmosphere, create three books with different bindings. Learn Coptic, long-stitch and accordion bookbinding techniques. Work on pages and covers with acrylic paints and mediums, collage, stamps and stencils, oil pastels, ink, pencil, charcoal, writing, image transfers, and more. Use dimensional objects, encrustation and ageing techniques to create fabulous book covers. Explore the difference between fluid, soft body and heavy body acrylic paints, and when to use which acrylic mediums. Learn about bookbinding terms, tools and techniques. Instruction will include exercises to stimulate right brain response, demonstrations, discussions, individual attention, and friendly critiques. Curious beginners to experienced artists / book-artists are welcome.



Cheesecloth Imagery on Fabric

COURSE CODE ARTS2179

SECTION 41

INSTRUCTOR Mary Pal

DATES July 16 – 20, 2018

FEE \$360.06 (+ optional \$25 material fee payable to the instructor)

Discover a unique method of creating dramatic textile art with humble cheesecloth. Enjoy a thorough exploration of the many ways this surprisingly versatile medium can be used in fibre arts. Learn many methods of manipulating the fibres to employ transparency and contrast and portray a variety of textures. Nuances of portraiture will be investigated through the study of photos to determine how to depict the qualities of the human face that elicit emotional responses. In addition to adding texture and interest to your fibre art, you will also learn how to paint backdrops using wax pastels and acrylic textile paints, utilizing a wide range of paint techniques that will surprise you with the colour and mood they add to your finished piece. You are encouraged to explore a variety of subjects – landscapes, animals, whimsical creatures or abstract designs, and may use the instructor's patterns or bring your own. Instruction will specifically address the incorporation of texture into your fibre art, especially landscapes and figurative imagery; harnessing the power of value for dramatic art quilts; using specific techniques to get different cheesecloth effects; adjusting photos on a computer or tablet to create your own patterns; enlarging patterns for printing; colouring cheesecloth with paint, ink and dye; painting your backdrop to incorporate colour; using monofilament for "invisible" appliqué; free-motion quilting in styles appropriate for portraits and landscapes; incorporating cheesecloth into your art practice; displaying your work effectively. Visual presentations will guide you through every step of the process and inspire you with colour decisions made by well-known artists.



Creative Choral Music

COURSE CODE ARTS558 SECTION 41
INSTRUCTOR Sherry Squires
DATES July 16 – 20, 2018
FEE \$360.06 (+ \$25 material fee payable to the instructor)

Experience the benefits and pure joy of the raised collective voice in a supportive environment. Free your creativity and develop and strengthen your voice while learning about singing in a choir. Discover a wide range of musical genres and explore a variety of topics including healthy singing, vocal warm-ups, ear training, reading music, vocal blending, listening critically and navigating a choral score. Gain a wealth of repertoire and a renewed sense of energy, creativity and joy. There will be several opportunities to perform throughout the week. Previous choral experience not required. The only prerequisite for this course is a love of singing.

Creative Choral Music II

COURSE CODE ARTS440 SECTION 41
INSTRUCTOR Andy Rush
DATES July 16 – 20, 2018
FEE \$360.06 (+ \$25 material fee payable to the instructor)

This course is not suitable for beginners.

For the experienced choral musician, this course will focus on singing in harmony, modifying and perfecting arrangements, creating an ensemble, and community performance. There will be some time spent listening to choral music examples representing the 'state of the art', sharing stories from our own varied choirs, learning to use technology for writing music, recording and sharing music, creating musical accompaniment, and modifying arrangements to suit the ensemble's skills. Class time will not involve singing flat out for seven hours a day but will focus on a more limited repertoire and bringing it up to performance standard. You will have the opportunity to perform at various venues around the school.

Contemplative Photography – Looking & Seeing

COURSE CODE ARTS2227 SECTION 41
INSTRUCTOR John McQuade
DATES July 16 – 20, 2018
FEE \$360.06

When eye, mind and world are in the same place at the same time, you see clearly, and your images are unique and vivid. A vivid image is enhanced by a clear and direct first perception. Attentive presence is a strong approach to the creation of a brilliant image. This course studies true perception through the synchronization of eye and mind. Instruction will investigate elements of the visual world – colour, light, space, surface, texture and more, as ways to connect with pure perception. On that basis, in a synchronized or contemplative way, you will explore the world considering topics such as colour and light, ordinary/personal world, people and other sentient beings, flowers and weeds. Learn how to make an equivalent photographic image that embodies the contemplative qualities of clear seeing: simplicity, space and purity. Instruction includes assignments and image reviews. This course and exploration would be of value for those in spiritual disciplines, visual artists, expressive art practitioners and therapists, as well as photographers. It will take you to the heart of direct visual perception. Previous photographic experience is not required. There are on-line methods of sharing your images and receiving feedback following the course. You are required to bring a digital camera (a point and shoot camera is workable).

Drawing with Intuition

COURSE CODE ARTS2317 SECTION 41
INSTRUCTOR Dagmar Kovar
DATES July 16 – 20, 2018
FEE \$360.06 (+ \$15 material fee payable to the instructor)

Designed for those that have always been inhibited by conventional drawing classes and/or those looking for more than a technique, this method is based on the fact that "we know more than we know". Through a series of targeted drawing exercises, explore pathways for (re)opening access to intuition – the key place to the uniquely individual ways we relate to the world, to our own voice and individual style. While technique and theory are initially left behind, these skills will be developing naturally, together with your unique expressive ways of drawing. Instruction is suitable for all skill levels and would benefit artists working in any medium. No previous experience in drawing is necessary. If returning, you will further explore new levels of your creative mind.



Tremendous week! I took an awesome photography course in a beautiful setting. I was here with my wife and two friends. We each took a different course and all four of us felt we had excellent instructors and an exceptional experience."

~ RANDY WATSON

Glassblowing

COURSE CODE ARTS101 SECTION 43
INSTRUCTOR Mathieu Grodet
DATES July 16 – 20, 2018
FEE \$547.10 includes \$187.04 material fee

Discover the art of glassblowing using traditional techniques that date back 2000 years. Glass is first melted in a furnace at 2100 degrees Fahrenheit, at which time you learn how to gather the molten material on the end of a steel blowpipe to form it into vases, bowls, paperweights, goblets and sculpture. You will also have an opportunity to participate in discussions on equipment, safety, history and current trends in glass. Colour will be available for purchase in the Bookstore.

This course will run simultaneously with Glassblowing II. Please clearly indicate which course you are registering for.

Glassblowing II

COURSE CODE ARTS103 SECTION 42
INSTRUCTOR Mathieu Grodet
DATES July 16 – 20, 2018
FEE \$547.10 includes \$187.04 material fee

This course is not suitable for beginners. Instruction will focus on advanced hot forming and decorating techniques.

Learn techniques for vessel making, including vases, bowls, goblets and stemware, as well as solid sculpture and hot bit work. There will be demonstrations of advanced colouring techniques and studio production methods. With an emphasis on design, you will set up your own personal project goals. You will have an opportunity to participate in discussions about modern studio design and equipment construction, as well as glass as a contemporary art form. Colour will be available for purchase in the Bookstore.

This course will run simultaneously with Glassblowing. Please clearly indicate which course you are registering for.

Japanese Brush Painting II

COURSE CODE ARTS115 SECTION 41
INSTRUCTOR Cassandra Wyszowski
DATES July 16 – 20, 2018
FEE \$360.06

This course is not suitable for beginners. Japanese Brush Painting I or training in Japanese Brush Painting, particularly the four paragons (Bamboo, Plum, Orchid and Chrysanthemum) is required.

Instructional emphasis will be on more advanced brush techniques, continuing concentration on gradation of tones, the manipulation of contrasting values, further use of the black and white disciplined brush strokes and an introduction to the use of colour and simplified colour theory. This course will help to reinforce Level I, with group demonstrations and individual instruction. Colourful florals, such as the big bold blue iris, landscape elements, such as birch trees and rocks, fruit, such as grapes with big expressive leaves and vines, are just some of the subjects covered. Excitement will build as delightful dragonflies and butterflies lead you on to explore further the poetic painting of Sumi-E with ten new lessons as well as a review of Level I where necessary. Flowing, gentle music will enhance the learning process that emphasizes spontaneous yet controlled painting of Sumi-E with watercolour.

Jewellery Casting

COURSE CODE ARTS119 SECTION 41
INSTRUCTOR Michael Letki
DATES July 16 – 20, 2018
FEE \$360.06 (+ \$50 material fee payable to the instructor)

Using the ancient lost wax casting process to make jewellery opens the door to a fascinating world where an almost unlimited variety of three-dimensional forms and textures can be created. The tiniest details, textures and forms will be faithfully reproduced. Learn how virtually anyone with a shoebox of tools can do this at home! You will work on several pieces with emphasis placed on appropriate design for the methods, quality of workmanship and finishing techniques. You are welcome whether you are working at a beginner or intermediate level of skill.

Kids' Nature Creations**

COURSE CODE ARTS2362
INSTRUCTOR Hannah Strand
DATES July 16 – 20, 2018
FEE \$109.20 (+ \$20 material fee payable to the instructor)

Embrace Mother Earth in this celebration of our beautiful world. Invite the outside in by crafting 2 and 3-dimensional artworks with natural, found and recycled materials. Be inspired by nature-loving artists to create plein air landscapes, flower close-ups, and temporary land art. Get your hands painty, your feet sandy and remember: The Earth without art is just 'eh'!

NEW AGE GROUPS

SECTION 41: 1:00 – 4:30pm, 4 (as of January 1) to 8 years old.

SECTION 42: 9:00 – noon, 8 to 10 years old.

Kids' Picasso Pizzazz**

COURSE CODE ARTS576
INSTRUCTOR Michele Karch Ackerman
DATES July 16 – 20, 2018
FEE \$109.20 (+ \$20 material fee payable to the instructor)

Pablo Picasso was famous for turning the art world upside down with his wacky and wild paintings! Travel back in time to turn-of-the-twentieth-century Paris and the famous "Left Bank" of the Seine River, where the modern masters created the sensational secret techniques of these incredible painters and create your own masterful works of art. From Picasso's zany portraits to Monet's painting with light to Degas' wacky compositions to Modigliani's long and skinny people, you will learn it all and transform this nifty history into amazing creations to be displayed in our own mini-gallery! Become the modern master and celebrate art in this wonderful week of creativity!

NEW AGE GROUPS

SECTION 41: 9:00 – noon, 4 (as of January 1) to 8 years old.

SECTION 42: 1:00 – 4:30pm, 8 to 10 years old.

Musical Instrument Construction – Intermediate/Advanced

COURSE CODE ARTS1487 SECTION 41
INSTRUCTOR Philip Davis
DATES July 16 – 20, 2018
FEE \$360.06 (+ \$20 material fee payable to the instructor)

This course is not suitable for beginners. Prior completion of a minimum of one instrument to a good standard is required.

Instruction will stimulate the hands and imagination beyond your established competency in instrument fabrication. Begin by setting a logical goal and proceed to make or acquire working drawings. Group seminars will replace demonstrations and these will progress you to advanced theory and practice of design, as well as the ability to make various instruments.

Painting Open Studio

COURSE CODE ARTS1258 SECTION 42
INSTRUCTOR V. Jane Gordon
DATES July 16 – 20, 2018
FEE \$360.06


This course is not suitable for beginners.

Individual instruction will challenge you to further develop your vision and artistic practice. This studio opportunity is structured around your consultation with the instructor-as-mentor on materials, media, techniques, ideas, and process of vision-to-execution to create your own body of work. Learn how to assess the evolution of your work in self and group critiques. You are welcome to work in the media of your choice.

Painting – Discover Your Style

COURSE CODE ARTS2216 SECTION 41
INSTRUCTOR Sandee Ewasiuk
DATES July 16 – 20, 2018
FEE \$360.06

Instruction is designed to assist in the discovery of your unique style of painting. Discuss artists and their styles while practicing techniques using a variety of materials and methods. In this manner, you will be able to explore and identify your current personal painting style and consider how to refine and push it to new levels. Instruction is appropriate for all skill levels and choice of painting media.



Painting – Power Tips from the Masters

COURSE CODE ARTS2240 SECTION 41
INSTRUCTOR Yves Ameline
DATES July 16 – 20, 2018
FEE \$360.06 (+ \$15 material fee payable to the instructor)

Let the great Masters of art history help you become a more accomplished and technically proficient artist. Instruction combines the study of art history (one third) and painting practice (two thirds). Analyze masterpieces by Leonardo, Constable, Gauguin, Matisse, Picasso and many other great artists, discover what makes them successful and apply this learning to your work. Gain a deeper appreciation of great art, from cave paintings to 20th-century artists, and acquire greater power and structure in your work. There is the option to work on a single painting, or a number of separate pieces and the choice of subject matter will be yours. You may work in your medium of choice, but acrylics are recommended due to their ability to accommodate corrections and re-work. Whether you are a beginner or a seasoned artist, a representational or abstract painter, you will be stimulated to explore new concepts and experiment with new visual approaches.

Pastel Painting – Introductory

COURSE CODE ARTS1100 SECTION 41
INSTRUCTOR Margaret Ferraro
DATES July 16 – 20, 2018
FEE \$360.06

This course begins with a thorough introduction to pastel supplies and their many application techniques. Study each technique separately, first by example, then by demonstration, resulting in the creation of a sample booklet of different pastel mixing techniques. Utilize the proper techniques to keep a clear palette, control values, and layer pigment to create the luminous and rich quality of this medium. Instruction will familiarize you with different types of pastels, how to use them in conjunction with each other, and the most beneficial way of achieving impact with the medium. Basic colour theory is addressed while taking inventory not only of the colours you have but how to mix the ones you don't have. Learn the traditional technique for setting up a painting with a value sketch using a limited, then an expanded palette. Individual studies of many popular subjects such as trees, flowers, fruits, skies, and water will be covered.

This course will run simultaneously with Pastel Painting – Intermediate. Please clearly indicate which course you are registering for.

Pastel Painting – Intermediate

COURSE CODE ARTS1759 SECTION 41
INSTRUCTOR Margaret Ferraro
DATES July 16 – 20, 2018
FEE \$360.06

This course is not suitable for beginners.

Upon assessment of your current skill level and clarification of your goals, increasingly complex exercises will address colour mixing, technique development, value studies, composition, and studio and on-location organization. Engage in an interesting colour theory exercise using intuition to choose your palettes and then compare to colour theory. Under-painting will be discussed and used by personal choice. Build a body of work that reflects your intuitive palette, with minor variances. Individual critiques for personal artistic growth will be part of the instructional process.

This course will run simultaneously with Pastel Painting – Introductory. Please clearly indicate which course you are registering for.

Pottery – Surface Effects

COURSE CODE ARTS2335 SECTION 41
INSTRUCTOR Lesley McNally
DATES July 16 – 21, 2018 (6 days)
FEE \$427.84 includes \$18.42 initial material fee (+ \$15 material fee payable to the instructor)

Explore many surface techniques, focusing on developing rich, expressive textural surfaces on test tiles, press moulded shapes and small sculptural forms. Explore many creative and exciting processes including clay additions, scraffito, making coloured slips, slip trailing patterns, and monoprinting. You will also learn how to incorporate underglazes, ceramic chalks, pencils and glaze. Playful experimentation will lead to a unique personal journey and inspire many ideas which can be incorporated into functional or sculptural pottery. The endless possibilities of combinations will enable you to develop and evolve your ideas. Two bisque and glaze firings will be completed during this course. Instruction is suitable for beginners through to experienced artists wanting to expand ideas and experiment. The class will work on mid smooth stone clay. Pre-prepared, leather-hard test tiles will be available and part of the material fee payable to the instructor.

Printmaking – Woodcut

COURSE CODE ARTS2174

SECTION 41

INSTRUCTOR Marta Scythes

DATES July 16 – 20, 2018

FEE \$360.06 (+ \$20 material fee payable to the instructor)

Learn the processes of carving an image into a wood plate, inking the surface, and hand printing multiple copies of your design. Single-coloured images will be introduced to learn the complete sequential process. The reduction method – reducing the printable, relief surface to superimpose different colours on each consecutive print – will be demonstrated mid-course. Instruction will include discussion and demonstration of sharpening carving tools. Subject choice and exploring personal style will be encouraged. You may bring lino blocks or scraps of softwood as an alternative/supplement to the provided bass-wood plates. This introductory relief printmaking course is open to all levels.



Quilting – Introduction

COURSE CODE ARTS188

SECTION 41

INSTRUCTOR Maggie Vanderweit

DATES July 16 – 20, 2018

FEE \$360.06

This inspiring course provides a supportive and encouraging introduction to quilting. Instruction will provide the basic quilt making skills necessary to design, construct and quilt a fabulous piece from beginning to end. Learn a variety of speedy techniques, including paper-piecing, rotary cutting, the use of a design wall, sewing traditional blocks, manipulating value and colour, strip-piecing, machine quilting, and finishing. Creative freedom, as well as assistance in designing projects, will be available. You will be required to bring a familiar and reliable sewing machine in good working order, and that you are competent in using.

Screenprinting – Imagery & Texture on Fabric

COURSE CODE ARTS1151

SECTION 41

INSTRUCTOR Gunnel Hag

DATES July 16 – 20, 2018

FEE \$360.06 (+ \$60 material fee payable to the instructor)

Learn to mix and match your colour palette using environmentally friendly Colour Vie fabric pigments that you will use to print fabrics with imagery of your choice. Make an experimental as well as a permanent photo emulsion silkscreen and learn a variety of techniques for creating artwork. Your silkscreen can be washed and reused, enabling you to print countless colour combinations. Explore fabric texturing and experiment with the application of pigments on cloth by using brushes, foam applicators and scrapers, and build a surface structure for fabrics from scratch. Create textured layers by removing colour and pulling and manipulating the pigments while they are still wet, using a variety of everyday implements and found objects. Enjoy immediate and satisfying results.

Sculptural Sheet Metal Forming

COURSE CODE ARTS2373

SECTION 41

INSTRUCTOR Georgie Lishman

DATES July 16 – 20, 2018

FEE \$417.19 includes \$57.13 material fee

This course involves the use of hot forges and metal. You must be prepared to work independently with a high level of concentration, physical exertion and mechanical aptitude.

Learn the basics of fabricated sheet metal sculpture in a hands-on studio environment. With safe practice as the foundation, instruction will provide an introduction to sheet metal shaping, cutting, forging, and welding. Accomplish shaping with impact hammers, rollers, swage blocks, and punches. Cutting techniques will include shears, cold chisels, grinders, and a plasma torch. Basic forging will involve the use of hammers, anvils, swage blocks, and vices. Upon creation of the pieces to be assembled, you will learn basic MIG, stick, and torch welding techniques. There will be project plans available, or you may bring your own. Please consult the instructor before the course to determine manageability of your design if you plan your own. Contact information is available on the material list.





Spinning

COURSE CODE ARTS334 SECTION 41
 INSTRUCTOR Wendy E. Bateman
 DATES July 16 – 20, 2018
 FEE \$360.06 (+ \$40 material fee payable to the instructor)

Whether you are pursuing a new interest or hoping to upgrade existing spinning skills, you will benefit from this course. Instruction will take into consideration individual skill levels. The basics of spinning, including fibre preparation, spinning equipment and maintenance, as well as various spinning methods, colour and fibre blending, and basic acid dyeing will be covered. Instruction will also address yarn construction and colour effects.

Travelling with a Sketchbook

COURSE CODE ARTS2164 SECTION 41
 INSTRUCTOR Nancy Newman
 DATES July 16 – 20, 2018
 FEE \$360.06 (+ \$10 material fee payable to the instructor)

Some watercolour experience is preferable.

Whether you travel near home or farther afield, travelling with a sketchbook makes the experience more memorable and enjoyable. Discover easy, enjoyable and successful approaches to painting and sketching on location. Use a variety of tools, water media and techniques to capture the essence of the landscape. Many practical ideas for travelling with a sketchbook will be shared. New techniques will be introduced in the classroom, followed by some time en plein air applying new skills. Gain the courage required to paint on location the next time you travel, even if the trip is just to your dock at the cottage.

Weaving – Overshot

COURSE CODE ARTS2047 SECTION 41
 INSTRUCTOR Ralph Johnston
 DATES July 16 – 20, 2018
 FEE \$360.06 (+ \$40 material fee payable to the instructor)

This course is not suitable for beginners. Weaving – Basic Level I is recommended; or the ability to set up a loom and weave with minimal direction.

Overshot not only creates amazingly diverse and elaborate patterns but is a very historical weave that characterized 19th-century Canadian bedspreads and is part of a long weaving history. It is useful, decorative, and practical and can be used for bed coverings, throw cushions, shawls, apparel, runners, and many other purposes. Overshot looks daunting – but is surprisingly simple at its core. Needing only a four harness loom and two shuttles, its long threading and treadling patterns can seem intimidating, but they are surprisingly easy to design and follow once a few basic concepts are understood. You will work from existing patterns to create either a runner or samples to weave a bedspread or other large project at home. Work through Overshot's structure, possibilities, limitations, and history using hands-on samples and theoretical workings as well as your own time at the loom. For those who wish, a session on loom maintenance will be given to help understand how to maintain, repair, and keep your loom in optimum running condition.

Writing that Resonates

COURSE CODE ARTS2102 SECTION 41
 INSTRUCTOR Ken Murray
 DATES July 16 – 20, 2018
 FEE \$360.06

You write something. Now, what does that piece of writing do? What experience do you create for your reader? Where are you taking your reader and what does your reader see, hear, and know by your story? What patterns are showing up in your work? What are you avoiding? What is it that makes a passage or story resonate with a reader long after the story is over? Learn how to listen to your work. Like the master mechanic who, upon hearing the revs and sputters of an engine, can say what's working and what needs work inside a car, you will develop your ear for the resonance and voice in your craft. To listen to your work in this way is a discipline that, like any other skill, can be developed. Participants will listen to each other's work, read the work of great writers, and begin all work with two questions: What does this story do? and, How did this writer make the story do that? All honing, revision, refinement, editing, amplification and development of both story and character flows from this.

Writing within Expressive Arts – Exploring Liminal Spaces^E

COURSE CODE ARTS2378 SECTION 41
 INSTRUCTOR Julie McIntyre
 DATES July 16 – 20, 2018
 FEE \$360.06 (+ \$20 material fee payable to the instructor)

To register for this course, you must meet the admission requirements for the Expressive Arts Graduate Certificate Program. Details are available on page 9.

This course is an elective credit toward Fleming College's Expressive Arts Certificate. It is not an elective credit toward Fleming College's Visual and Creative Arts Diploma.

There is a wordsmith somewhere in each of us. This experiential course will provide an opportunity to explore and make sense of the world through a variety of writing-focused expressive arts, including forms of poetry. Instruction will involve an interdisciplinary approach that embraces additional art modalities such as voice and music, movement and dance, visual arts, and drama as they inform and support the writing process. The value of expressive arts is that in the changing of modalities we shift perceptions and gain insight into the themes and issues in our lives and deepen our understanding of the metaphors and images that surround us. Poetry is often the exclamation mark of the experience. Writing-focused expressive arts are effective with a range of populations including children through seniors, populations with various challenges, and those whose first language is not English. This course is for those who wish to explore writing and poetry from a personal and/or professional perspective. A background in writing is not required. A willingness to explore through play with an open heart would be an asset.

Youth/Teen Copper Enamelling**

COURSE CODE ARTS2361 SECTION 41
 INSTRUCTOR Benjamin Glatt
 DATES July 16 – 20, 2018
 FEE \$238.77 (+ 20 material fee payable to the instructor)

This course is open to youth and teens from 10 to 18 years of age.

Copper enamelling is the ancient art of fusing glass to metal. If you want to work in detail, see results instantaneously, and create incredible pieces, this is the place to be!



SATURDAY, JULY 21, 2018

Create to Meditate Workshop**

COURSE CODE ARTS2370 SECTION 41
INSTRUCTOR Linda Lee Purvis
DATES July 21, 2018
FEE \$111.62 (+ \$45 material fee payable to the instructor)

In light of growing evidence that suggests meditation can have a profound impact on improving one's physical and mental well-being, this workshop is designed to offer creative aids to support your meditative pursuits – with a playful approach. Make a tabletop Zen garden from scratch, including a unique set of gardening tools to create patterned pathways in the sand, and choose an assortment of objects to place in your garden to cultivate a pleasing, yet changeable, design. Positioning your garden in an open area at home or work will be an aesthetic and practical reminder to tend to a little mindfulness throughout your day. You will also make a collection of painted mandala stones – the practice of which is fun, expressive, and meditative unto itself. These decorative rocks can then be used as paperweights, door stops, garden stones, or randomly placed art nuggets to trigger a moment of mindfulness. Fundamentals of meditation will also be addressed; ways to avoid the common pitfalls; types of meditation – as not one style fits all; and other insights to inspire and motivate your efforts. Meditation exercises will be practiced throughout the workshop. New and seasoned meditators alike are welcome.



Encaustic & Photo Transfer Workshop**

COURSE CODE ARTS1780 SECTION 41
INSTRUCTOR Susan Fisher
DATES July 21, 2018
FEE \$111.62 (+ \$40 material fee payable to the instructor)

Explore techniques that will enable you to combine photographic images with encaustic painting. Gain proficiency with photo transferring, collaging photo images, and the basic techniques of encaustic painting. The creative options are virtually endless. Experience with encaustic or painting in general is not necessary to enjoy this workshop.

Harmonica – Beginner Workshop**

COURSE CODE ARTS2090 SECTION 41
INSTRUCTOR Carlos del Junco
DATES July 21, 2018
FEE \$111.62

Discover this remarkable and unassuming little instrument. Learn how to hold the traditional 10-hole diatonic harmonica (the one that Bob Dylan and progressive blues players like Little Walter and Paul Butterfield use), how to achieve good tone, and the basics of playing single notes. Playing an easy train rhythm, a scale and a couple of basic melodies based on the scale will be the goal of instruction. Time and circumstance permitting, an introduction to bending notes will also be included. Instruction is suited to those with no previous experience.

Landscape Painting Workshop**

COURSE CODE ARTS1879 SECTION 41
INSTRUCTOR Matthew Mancini
DATES July 21, 2018
FEE \$111.62

This workshop will introduce both direct and indirect painting methods for painting in the field. Based on both contemporary and traditional methods, you will be guided through painting the landscape in a simplified manner to achieve convincing and atmospheric landscapes.

Summer Moccasins Workshop**

COURSE CODE ARTS2344 SECTION 41
INSTRUCTOR Kielyn Marrone
DATES July 21, 2018
FEE \$111.62 (+ \$64 material fee payable to the instructor)

Feel the earth beneath your feet with these beautiful, breathable summer moccasins. Slip-ons or short tops, these are as comfortable and effective as slippers at home or as footwear while walking in the forest.

Tradigital Workshop**

COURSE CODE ARTS2357 SECTION 41
INSTRUCTOR Scott Michael Walling
DATES July 21, 2018
FEE \$111.62 (+ \$25 material fee payable to the instructor)

Tradigital studio encompasses both physical and digital art. Explore a variety of unconventional objects and tools for mark-making in a variety of mediums and then bring those into the digital world. Using Photoshop, create stamps, custom brushes, patterns, textures, images, and finished pieces. With these new tools and skills, you will be able to enhance your work digitally and physically with custom, unique marks.

Ukulele Workshop**

COURSE CODE ARTS1704 SECTION 41
INSTRUCTOR Brenna MacCrimmon
DATES July 21, 2018
FEE \$111.62 (+ \$5 material fee payable to the instructor)

See if the ukulele is right for you. This introduction and overview will provide what you need to get started with this beguiling instrument. Learn basic tuning and how to use a tuner; basic chords and strum patterns; and how to read a chord chart. By the end of the day, you will be playing a song or two. Please bring a soprano, concert or tenor sized ukulele. If you are not sure what that means, instruction will cover that, too!

Zentangle® Workshop**

COURSE CODE ARTS1592 SECTION 41
INSTRUCTOR Chari-Lynn Reithmeier
DATES July 21, 2018
FEE \$111.62 (+ \$25 material fee payable to the instructor)

Zentangle is an easy to learn, relaxing and fun way of creating beautiful images by drawing structured patterns. The Zentangle method increases focus and creativity, provides artistic satisfaction, and instills a sense of personal well-being. Learn the history and language of the art form and, step-by-step, construct many "tangles" (patterns). Instruction will develop the ability to use the Zentangle method in your daily life, as a meditative art form, a jump start to your creativity, an enhancement to your journal, to incorporate pattern into your other projects, or simply for fun!

Acrylic Abstraction & Expressionism I

COURSE CODE ARTS1876 SECTION 41
INSTRUCTOR Gwen Tooth
DATES July 23 – 27, 2018
FEE \$360.06

Experience various approaches to abstraction as you discover and develop your artistic signature. Learn the guidelines for colour use, concept, composition and design as you stretch the boundaries of your imagination. Learn to trust your creative instincts – be adventurous with hands and tools, sometimes leaving your brushes behind. Push the boundaries of your materials as well as your art. With guidance and support, you'll be encouraged to experiment fearlessly and work on your own body of work with the mentoring required for your personal artistic development. Experiment and play your way to beautiful, original and expressive abstract paintings.

This course will run simultaneously with Acrylic Abstraction & Expressionism II. Please clearly indicate the level you are registering for.

Acrylic Abstraction & Expressionism II

COURSE CODE ARTS2072 SECTION 41
INSTRUCTOR Gwen Tooth
DATES July 23 – 27, 2018
FEE \$360.06

This course is not suitable for beginners. Acrylic Abstraction & Expressionism I is highly recommended. Alternatively, instructor consultation and approval is required.

An initial review of the concepts of abstraction will be followed by daily short demonstrations and related discussion. Instruction will emphasize working large (36 inches by 36 inches minimum and up to 4 feet by 5 feet), which will involve working against a wall or on the floor. The goal is the development of a consistent and solid body of work in an abstract expressive and intuitive manner. Discussions will also include all aspects of applying for and preparing for a group or solo exhibition. Only acrylics will be used in this course.

This course will run simultaneously with Acrylic Abstraction & Expressionism I. Please clearly indicate the level you are registering for.

Acrylics, Mixed Media & Collage

COURSE CODE ARTS2393 SECTION 41
INSTRUCTOR Melanie Matthews
DATES July 23 – 27, 2018
FEE \$360.06 (+ \$30 material fee payable to the instructor)

Explore the dynamic potential of acrylic media and its application in the context of exciting contemporary art practices. This includes a thoughtful examination of the history of collage and the use of diverse materials in the execution of mixed media works. Deconstruct ideas surrounding the content and context of collage and mixed media, referencing artists whose work best exemplifies the topic. You will be encouraged to explore a diverse and stimulating new topic each day. Beginning with and reaching beyond fundamentals such as colour mixing, paint application, layering imagery, and integrating dynamic texture, efforts will culminate to produce a rich and profound experience as well as works of art. Discussion and interaction are welcomed and encouraged. All students are asked to contribute to an atmosphere of joyful collaboration. You will enjoy a supportive, nurturing and productive working environment.

Acrylics – Explore, Express, Experiment


COURSE CODE ARTS1894 SECTION 41
INSTRUCTOR Kim-Lee Kho
DATES July 23 – 27, 2018
FEE \$360.06 (+ \$100 material fee payable to the instructor)

The most versatile of all paint media, acrylics can do almost anything you want. Through the magic of acrylic mediums, you can change the appearance, behaviour and characteristics of acrylics in surprising ways, from pourable glazes to texturized and transparent impasto, layered encaustic-like effects to sculpted surfaces. In this intensive, materials and process-based course, a variety of acrylic mediums, physical processes and techniques will be explored. These may include drip, scrape, scratch, scumble, tickle, pour, squeeze, sculpt, roll, collage, layer, making skins and embedding objects. You will also investigate tools – how to select, use and customize them, with particular emphasis on unconventional choices. All levels and abilities are welcome (including advanced), the only prerequisite is an open mind and an adventurous spirit.

Artist Retreat: Yoga, Meditation & Drawing

COURSE CODE ARTS2001 SECTION 41
INSTRUCTOR Helen McCusker & Sheila Miller
DATES July 23 – 27, 2018
FEE \$360.06 (+ \$20 material fee payable to the instructor)

Delve into daily Kripalu Yoga sessions, guided mindfulness meditation, and exploration of your drawing style. Ease the body with mixed level Kripalu Yoga, modified for individual needs, and calm the mind with guided mindfulness meditation. The combination of slow, attentive yoga and meditation balances spatial awareness and focus and is ideal for artistic expression. All levels of experience and flexibility are welcome. For the art component, use drawing pencils, erasers, conté, charcoal, and pastels on paper. Inspired by movement, music and nature, focus on strong composition, your colour palette, and injecting a sense of life, motion and mood into your drawings. Be prepared to work outside occasionally, weather permitting. While suitable for beginners, instruction also offers experienced artists an opportunity for unique creative exploration.





Artistic Exploration – Painting & Drawing

COURSE CODE ARTS21 SECTION 41
INSTRUCTOR Jay Dampf
DATES July 23 – 27, 2018
FEE \$360.06

For all artists, there is a process for enhancing individual style and technique. In this course, you will learn the skills needed to improve your ability and imagination, whether you are a new artist wishing to explore different mediums or experienced and wishing to master your techniques. On an individual basis, you will be taken step-by-step through the drawing and painting process, with emphasis on clear, enjoyable methods. This course offers you the unique opportunity for instruction on projects and mediums of your choosing. You will also benefit from demonstrations given to other students. Assistance will be provided by the school if you wish to contact the instructor regarding ideas and mediums.

Book Art – Visual Stories in Mixed Media

COURSE CODE ARTS2334 SECTION 41
INSTRUCTOR Holly Dean
DATES July 23 – 27, 2018
FEE \$360.06 (+ \$50 kit fee payable to the instructor)

In an encouraging and nurturing atmosphere, create custom board books that you will then fill with visual stories. You choose the theme – family, friends, pets, your home, holidays, or other. Work on pages and covers with acrylic paints and mediums, collage, stamps and stencils, oil pastels, ink, pencil, charcoal, writing, image transfers, and more. Explore the difference between fluid, soft body and heavy body acrylic paints, and when to use which acrylic mediums. Learn to create simple pop-ups. Instruction will include exercises to stimulate right brain response, demonstrations, discussions, individual attention, and friendly critiques. Curious beginners to experienced artists and book-artists are welcome.

Bronze Casting – Introductory

COURSE CODE ARTS1714 SECTION 41
INSTRUCTOR Stewart Smith
DATES July 23 – 27, 2018
FEE \$360.06 (+ \$70 material fee payable to the instructor)

Discover the ancient art of metal casting in sand, a technique still current in industry throughout the world. Work with this interesting casting medium as you learn how to make moulds and discover safe, effective methods of getting molten metal into the cavity. Create small scale, pure bronze artefacts such as brooches, pendants, belt buckles, small plaques, figurines or other small objects. You will also work with polymer clay to make basic foundry patterns that will be cast in bronze. There are endless challenges in sand casting; instruction will allow you to experiment, on a small scale, with the possibilities of the medium. The basics of metal finishing will also be covered, to put a pleasing highlight on your work.

Chainsaw Sculpture

COURSE CODE ARTS1081 SECTION 41
INSTRUCTOR Robbin Wenzoski
DATES July 23 – 27, 2018
FEE \$360.06 (+ \$40 material fee payable to the instructor for two project logs)

Learn how to create carvings/sculptures with a specialized carving chainsaw. Safety aspects of this skill as well as the maintenance of a safe, properly working carving chainsaw will be emphasized. You will be encouraged to complete at least one carving during the course. Instruction will provide the knowledge and skills needed to create chainsaw carvings whether you are a hobbyist or considering this as a career. Techniques are also suitable for hand carvers as they dramatically speed the process of getting to the fine sculpture stage. The carving chainsaws now available are very safe and lightweight, increasing the manageability of this technique. If you have your own carving chainsaw, it can be used when deemed safe and appropriate by the instructor. Various models of carving saws will be available for rent at the cost of \$150 per week, or if you are bringing your own saw a \$25 fee for gas/oil and other parts plus HST, payable to the instructor.

Contemplative Photography – Ways of Nature

COURSE CODE ARTS2228 SECTION 41
INSTRUCTOR John McQuade
DATES July 23 – 27, 2018
FEE \$360.06

In the Eastern/Zen contemplative traditions nature has been a way to spiritual insight. The way of the seasons reflects the seasons of our life. Instruction introduces a contemplative approach to nature and will include topics such as contemplative landscape, flowers and weeds, Eastern/Zen aesthetics, Impressionism, and visual haiku. Practice haiku – contemplative poetry – and consider examples of Eastern aesthetics such as rock gardens, brush painting, and more. Your images will display the same resonance and form as these contemplative arts: simplicity, space and purity. Develop a natural appreciation and serenity through this practice. Previous photographic experience is not necessary. There are on-line methods of sharing your images and receiving feedback following the course. You are required to bring a digital camera with manual capacity.

Contemporary Drawing – Concepts & Techniques

COURSE CODE ARTS2382 SECTION 41
INSTRUCTOR Jennifer Norman
DATES July 23 – 27, 2018
FEE \$360.06 (+ \$35 material fee payable to the instructor)

This course is not suitable for beginners.

Step out of your comfort zone and create dynamic drawings in unconventional ways. Beginning your drawing with a concept intent will allow you to experiment with increased confidence. Instruction will begin with an exploration of both traditional and alternative surfaces, marks and materials. From there, you will push boundaries with space and composition in direct response to scale. All of these factors will be considered in the development of your drawings.



Copper Enamelling

COURSE CODE ARTS2300 SECTION 41
INSTRUCTOR Benjamin Glatt
DATES July 23 – 27, 2018
FEE \$360.06 (+ \$20 material fee payable to the instructor)

Enamelling is the process of fusing coloured glass to metal; in this case, copper. Discover this ancient, beautiful art form and enjoy creative exploration. Fundamental skills will enable you to make impressive jewellery and small sculpture, as well as more practical items such as bowls and switch plates.

Encaustic Mixed Media & Collage

COURSE CODE ARTS1488 SECTION 41
INSTRUCTOR Susan Fisher
DATES July 23 – 27, 2018
FEE \$360.06 (+ \$130 material fee payable to the instructor)

Encaustic, an ancient beeswax-based technique, is currently embraced by contemporary mixed media artists. Learn how to integrate encaustic techniques into your mixed media work from textile to found sculpture, from ceramic to paper, or beyond.



Fabrics – Colour, Patterns & Painterly Effects

COURSE CODE ARTS1730 SECTION 41
INSTRUCTOR Margot Miller
DATES July 23 – 27, 2018
FEE \$360.06 (+ \$15 material fee payable to the instructor)

Create fabulous fabric while exploring colour, pattern and texture, using dye and chalk paints. Learn techniques of hand painting, stencilling, fluid wash, leaf/botanical prints, marking and stamping – all ideal surface embellishment for shawls, scarves, sarongs, tablecloths, banners/signage, wall pieces or works on canvas. Experiment with wonderful water-based, environmentally friendly “Colour Vie” dyes, acrylics and versatile chalk paints, for dyeing, printing and painting on fabrics. Colour Vie dyes and chalk paints are ideal for strong, brilliant colour, or diluted for soft and subtle transparent shades and hues. This range makes them ideal for both fashion and interiors. Instruction is suitable for beginners, while experienced artists of any medium will have the opportunity to combine existing skills with a new range of expressive techniques.

Community Arts Events

Check out some Haliburton-area arts events on page 92.

Garden Art in Clay

COURSE CODE ARTS2104

SECTION 41

INSTRUCTOR Paul Portelli

DATES July 23 – 27, 2018

FEE \$371.17 includes \$11.11 initial material fee

Pieces will not be fired during this course.

Create some whimsy that only art can bring to the outdoors. Brighten up a garden, fence or shed wall with pieces that can be enjoyed outdoors all year long. Discover imaginative and unusual alternatives to sculpting and hand building clay specifically for outdoor garden pieces. Learn techniques and tricks used to create illusions in clay and what is necessary to enable your pieces to winter over. Personal creativity will be emphasized as you are encouraged to work with many new techniques in a high-energy, supportive atmosphere. Additional clay will be available for purchase from the school at the cost of \$12 per bag, unfired.

Kids' Colour Explosion**

COURSE CODE ARTS2363

INSTRUCTOR Hannah Strand

DATES July 23 – 27, 2018

FEE \$109.20 (+ \$25 material fee payable to the instructor)

Dive into the rainbow in this great week of creative play. Experiment with paint, watercolour, pastels, collage, and resist techniques while learning about colour and a dozen ways to use paint. Be inspired by the vibrant colours of artists Jackson Pollock, Wassily Kandinsky, Henri Matisse, and the Fauves. Roll up your sleeves and get ready for a colour explosion!

NEW AGE GROUPS

SECTION 41: 9:00 – noon, 4 (as of January 1) to 8 years old.

SECTION 42: 1:00 – 4:30pm, 8 to 10 years old.

Kids' Mixed Media Mash Up**

COURSE CODE ARTS934

INSTRUCTOR Susie Whaley

DATES July 23 – 27, 2018

FEE \$109.20 (+ \$25 material fee payable to the instructor)

Gather inspiration from nature as you explore colour, texture, line, and form to create a variety of art pieces in both 2D and 3D. These imaginative projects will include techniques in drawing, painting, and sculpting and will incorporate a combination of natural materials along with more traditional art supplies.

NEW AGE GROUPS

SECTION 41: 1:00 – 4:30pm, 4 (as of January 1) to 8 years old.

SECTION 42: 9:00 – noon, 8 to 10 years old.

Landscapes: Real, Imagined & Altered

COURSE CODE ARTS2285

SECTION 41

INSTRUCTOR Kal Honey

DATES July 23 – 27, 2018

FEE \$360.06

This course is not suitable for beginners.

Well-known or never-before-seen, real or imagined, fact or fiction – place has an endless capacity to speak to artists, inspiring attempts to capture and express what it is that's moving, intriguing, and haunting. Designed to move past simply capturing the scene, this course begins with individual artistic field research, honing your observational skills. Back in the studio, you will be challenged to interpret and transform and your findings in increasingly expressive and conceptual ways, expanding into guided but self-directed exploration of personal ideas. Instruction will provide some structure and support, combined with lots of creative latitude as you explore new artistic territory.



Negative Painting

COURSE CODE ARTS2048

SECTION 41

INSTRUCTOR Nancy Newman

DATES July 23 – 27, 2018

FEE \$360.06

This course is not suitable for beginners.

This course is positively negative! Add this exciting and dramatic approach to your painting repertoire. Working in the negative will energize you and add a whole new level to your creative process. Learn to develop unique images by using the space in and around an object. Create exciting under-paintings and enhance your image with layers, lost and found edges, and textures. Increase the range of values in your painting, moving from light to dark and back again, creating the illusion of depth. Initially, you will learn to "Think negatively" through step-by-step demonstrations and exercises. Simplify shapes, create effective compositions and refine your images to achieve painting with dynamic impact. This negative approach is taught primarily using watercolours. Acrylic artists will benefit from this course but are asked to email the instructor prior to the beginning of the course.

Oil Painting – Plein Air Intermediate/Advanced

COURSE CODE ARTS597

SECTION 41

INSTRUCTOR John Anderson

DATES July 23 – 27, 2018

FEE \$360.06 (+ \$10 material fee payable to the instructor)

This course is not suitable for beginners. Oil Painting – Introduction to Plein Air is recommended. Alternatively, contact with the instructor will be arranged by the school.

This course will provide an opportunity to improve your oil painting skills as you undertake the particular challenges of painting outdoors. Instruction will help you identify the elements of successful oil painting on-location. You will learn the elements of success and the sequence of techniques necessary to complete a finished oil sketch, given the time constraints imposed by outdoor painting. Effective value and colour mixing from a limited palette will also be addressed.

Courses for Kids, Youth and Teens

All course names for our younger artists start with 'Kids,' 'Youth' or 'Teen,' depending on the age requirement.

We've made some changes to the age groups
– please register accordingly.

See [page 95](#) for more information.

Paint Like the Masters

COURSE CODE ARTS1872 SECTION 41
INSTRUCTOR Matthew Mancini
DATES July 23 – 27, 2018
FEE \$360.06 (+ \$5 material fee payable to the instructor)

As if setting up your easel in front of your favourite work at the Louvre, Prado, or Metropolitan Museum of Art, this course will explore the process of painting in oil using Master painters of the past as guide and inspiration. Encompassing portraiture, the figure, the landscape or still life, you will work from one painting all week enabling you to assimilate the artist's technique, gain insight into their methods, but most importantly, learn a methodical approach to painting in oil.

Planning Expressive Arts Experiences^M

COURSE CODE ARTS171 SECTION 42
INSTRUCTOR Marika Ince
DATES July 23 – 27, 2018
FEE \$360.06 (+ \$20 material fee payable to the instructor)

To register for this course, you must meet the admission requirements for the Expressive Arts Graduate Certificate Program. Details are available on page 9.

This course is a mandatory credit toward Fleming College's Expressive Arts Certificate. It is not a mandatory credit toward Fleming College's Visual and Creative Arts Diploma.

Successful completion of Introduction to Expressive Arts (formerly Introduction to Expressive Arts Therapies) is recommended prior to taking this course.

This course will teach you to plan and lead expressive arts experiences for others. Instruction will address a broad spectrum of expressive arts experiences as well as present the theoretical tools for assessing what type of experiences might be appropriate for various individuals and populations. You will learn how music, movement, visual, and narrative arts can promote self-awareness and personal growth with various populations. There will be opportunities to experience leadership in the non-judgmental atmosphere of the student group.

Portraiture – Drawing & Painting

COURSE CODE ARTS1834 SECTION 41
INSTRUCTOR Marta Scythes
DATES July 23 – 27, 2018
FEE \$360.06 (+ \$2 material fee payable to the instructor)

This course is suitable for all skill levels, but some previous painting experience is recommended.

Learn the underlying anatomical structures that make up the human face, head and neck before studying individual facial features in detail. Preliminary seeing exercises will be introduced to achieve likeness of character and keenly observe proportion. Basic drawing and painting techniques will be demonstrated and applied to depict the different lines, shapes and planes that form the head and face in various lighting scenarios. Composition, colour theory and mixing, and simple perspective will be addressed as they apply to portraiture. Male and female models will be studied for comparative analysis. Instruction will include daily demonstrations and ongoing feedback. The course is designed to impart a fundamental knowledge of portraiture and to build confidence, enabling you to continue to pursue this discipline.

Pottery – Form and Function

COURSE CODE ARTS318 SECTION 41
INSTRUCTOR Scott Barnim
DATES July 23 – 28, 2018 (6 days)
FEE \$427.84 includes \$18.52 initial material fee

This course is not suitable for beginners.

Gain a better understanding of form as it relates to function. Group and individual demonstrations and critiques will increase skill and personal authority with materials as well as techniques. Equal time will be spent on decorating techniques to animate work at the throwing, trimming and glazing stage of the process. Exercises will culminate in a complete reference workbook of decoration techniques, sponge printing, multiple glaze layering with colour, and glaze formulas, all with a focus on personal expression. Instruction is suitable whether you are a beginner or established maker. Additional clay will be available for purchase from the school at the cost of \$20 per bag, which includes glazing and firing.



The ceramic studio at Haliburton is a great space to teach and learn in.

– SCOTT BARNIM

Printmaking – Impasto Waterbase

COURSE CODE ARTS181 SECTION 41
INSTRUCTOR Stephanie Rayner
DATES July 23 – 27, 2018
FEE \$360.06 (+ \$55 material fee payable to the instructor)

This course offers a completely different approach to the compelling beauty of watercolour monoprints. 'Impasto' means to layer, and it is this thick application of pigments and the manipulation of the different colours in layers that gives these prints the rich textured look of oils along with a wide range of unique options for the realization of an image, unlike any other medium. You will learn how to use the etching press, the impasto process for plate and paper preparation, the correct way to sign and number your prints, how to do these prints at home without a press and approximately six different exciting approaches to impasto monoprinting. As with Watercolour Monotype, you need not have previous experience with printmaking or watercolour to achieve beautiful results. If you have previously taken Printmaking-Watercolour Monotype, please bring your plates from that class.

Quilting – Flowers, Foliage & Trees

COURSE CODE ARTS1811 SECTION 41
INSTRUCTOR Elaine Quehl
DATES July 23 – 27, 2018
FEE \$360.06

Create a beautiful art quilt featuring your favourite flower, foliage or tree. Learn to turn a close-up botanical photograph into a pattern suitable for creating a fused art quilt. Selection of a suitable photograph, layout, value and the creation of depth through value contrasts, the construction of your design, attachment to suitable background and quilting the completed design will all be covered.



Stained Glass – Introductory

COURSE CODE ARTS211 SECTION 41
 INSTRUCTOR Wendy Ladurantaye
 DATES July 23 – 27, 2018
 FEE \$360.06 (+ \$60 material fee payable to the instructor)

Stained glass is an exciting medium that uses light and colour to create delicate or dramatic, whimsical or practical results, regardless of your artistic abilities or experience. You will be introduced to basic history, design considerations and limitations of the glass media, as you develop safe working practices, skills and techniques. The material fee will cover the cost of your first two directed projects: the copper foil and traditional leaded methods of construction. Then, in a relaxed environment and with individual support, choose a larger, more complex project, working at your own pace and ability. Consider a larger panel, a small lamp, jewellery box, clock, or sculpture. Additional materials and supplies will be available to purchase.

This course will run simultaneously with Stained Glass – Intermediate. Please clearly indicate which level you are registering for.

Stained Glass – Intermediate

COURSE CODE ARTS213 SECTION 41
 INSTRUCTOR Wendy Ladurantaye
 DATES July 23 – 27, 2018
 FEE \$360.06

This course is not suitable for beginners. This course will challenge you to progress beyond good basic skills.

Create an original design, use glass efficiently and effectively, and perfect skills and techniques using your choice of either the appropriate foil or lead came method. Safe studio practices will be emphasized as you work at your own pace and ability with individual support in a relaxed environment. Structure, reinforcement, the process of repairing stained glass, and use of rondels, bevels and clusters will be covered.

This course will run simultaneously with Stained Glass – Introductory. Please clearly indicate which level you are registering for.

Silversmithing/Metalsmithing/Jewellery Open Studio

COURSE CODE ARTS1995 SECTION 41
 INSTRUCTOR Todd Jeffrey Ellis
 DATES July 23 – 27, 2018
 FEE \$360.06

This course is suitable for all skill and experience levels. You must consult with the instructor prior to class in order to arrive with the appropriate material for your unique project. Contact information is available on the material list.

A supportive, open studio concept will enable you to experience the wide variety of projects that metalworking techniques can be used for. From raising a vessel of sterling silver or copper, forming bangles and sculptural jewellery, to embellishing mild steel components of bicycles and motorcycles, the possibilities are boundless. Beginners are welcome and experienced students will be accommodated with appropriate challenge and guidance. Working one-on-one with the instructor, you will be guided to bring the metal forming project you choose to an exciting functional conclusion.

Ukulele Ensemble I

COURSE CODE ARTS2191 SECTION 41
 INSTRUCTOR Eve Goldberg
 DATES July 23 – 27, 2018
 FEE \$360.06 (+ \$45 material fee payable to the instructor)

This course is not suitable for beginners. Completion of the introductory course is suggested. Knowledge of basic ukulele chords, familiarity with the C major scale, and some experience reading standard music notation for the ukulele is required.

Extending beyond beginner level skill, this course focuses on playing in an ensemble. Explore the keys of C and F, develop music reading skills, and learn to play in a group. Instruction will work with arrangements that are geared to a variety of beyond-beginner skill levels order to accommodate a range of experiences and interests. Expand your vocabulary of chords and strumming patterns, improve melody and harmony playing, and play effectively in a musical ensemble. Instruction will work in C6 tuning, using the Ukulele in the Classroom series by James Hill and Chalmers Doane, as well as supplemental material provided by the instructor. A ukulele strung with a low G string is recommended. You are required to bring your soprano, concert, or tenor ukulele. Baritone ukuleles cannot be accommodated.

Ukulele for Beginners

COURSE CODE ARTS2190 SECTION 41
 INSTRUCTOR Brenna MacCrimmon
 DATES July 23 – 27, 2018
 FEE \$360.06 (+ \$45 material fee payable to the instructor)

Whether you have never played the ukulele or have some experience playing but want to develop your musicianship, learn the basic note names and how to recognize them on a music staff, practice plucking a simple melody, and develop your listening skills while playing on your own and in a group. You will also learn how to play basic ukulele chords, and explore some simple accompaniment techniques. Read and play a C major scale, play melodies in the key of C, practice a variety of accompaniment techniques and chord formations, and gain a repertoire of songs. Instruction will work in C6 tuning, using the Ukulele in the Classroom series by James Hill and Chalmers Doane, as well as supplemental material provided by the instructor. A ukulele strung with a low G string is recommended. You are required to bring your soprano, concert, or tenor ukulele. Baritone ukuleles cannot be accommodated.



Winter Moccasins & Buckskin Mittens

COURSE CODE ARTS2312 SECTION 41
 INSTRUCTOR Kielyn Marrone
 DATES July 23 – 27, 2018
 FEE \$360.06

Moccasins are the warmest, lightest, and coziest style of winter footwear. Discuss and explore these as well as other traditional winter clothing options as you completely make and personalize your winter moccasins. The second project is a pair of buckskin outer mittens with felted wool inner mitts. The outer shell is made from deer or moose hide, designed to cut the wind and protect your wool from abrasion. By using breathable, 33oz. wool blankets from Woolrich®, your hands will stay dry and comfortable as these natural materials wick away the moisture. Customize your creations through a variety of colours, decorative trims and yarn to really make these mittens your own. All materials required will be available for purchase in this fun and informative course. Material fee varies depending on project chosen; please refer to the material list for details.

Woodworking – Introduction

COURSE CODE ARTS272 SECTION 41
 INSTRUCTOR Fly Freeman
 DATES July 23 – 27, 2018
 FEE \$360.06 (+ \$85 material fee payable to the instructor)

Project: A small box or chest.

Whether practical, functional or fanciful, woodworking skills have endless potential in application. Learn about hand and power tools, how and when to use them, material preparation, and fastening methods for solid wood and sheet material. An emphasis will be placed on safety, in both theory and practice. Your newfound knowledge skills will be suitable to undertake additional projects. No previous woodworking experience is necessary. For those returning, a new more advanced project will build on skills previously acquired.

Writing a Novel – Getting Started

COURSE CODE ARTS2351 SECTION 41
 INSTRUCTOR Ibi Kaslik
 DATES July 23 – 27, 2018
 FEE \$360.06

You want to write a novel but have no idea how to begin. Learn the basics of structure and literary technique as they relate to the novel – how to write a great hook, establish scenes, and create and manage conflict. Discover your style and study various aspects of craft such as point of view, setting and characterisation during plentiful writing and reading time.



Youth/Teen Animation**

COURSE CODE ARTS1826 SECTION 41
 INSTRUCTOR Tammy Rea
 DATES July 23 – 27, 2018
 FEE \$238.77 (+ \$20 material fee payable to the instructor)

This course is open to youth and teens 10 to 18 years of age.

Explore the amazing world of animation. Use clay, paper, people, sand, and more to create characters and simple stories. Stop-motion animation will also be created. Easy, step-by-step instruction will be provided, and creativity encouraged. You will work individually and in small groups. When the course is finished, your clay character and a USB stick with the movies will go home with you. Some of the best animation in the world, and other kids' productions will be shown during the week, and the course will finish up with a short film festival of your work!

Youth/Teen Drawing, Painting & Alternative Mark Making**

COURSE CODE ARTS2359 SECTION 41
 INSTRUCTOR Rebecca Reynolds
 DATES July 23 – 27, 2018
 FEE \$238.77 (+ \$40 material fee payable to the instructor)

This course is open to youth and teens 10 to 18 years of age.

In this play-filled course, you are encouraged to try unexpected drawing and painting techniques, use unconventional materials, and challenge yourself in how you think about and approach mark-making. Learn about the work of various contemporary artists, such as Cy Twombly, Franz Kline and Vik Muniz, who have pushed the boundaries of painting and drawing. Add new tricks to your artist toolbox while creating in a supportive and fun learning environment.

Courses for Kids, Youth and Teens

All course names for our younger artists start with 'Kids,' 'Youth' or 'Teen,' depending on the age requirement.

We've made some changes to the age groups – please register accordingly.

See [page 95](#) for more information.

SATURDAY, JULY 28, 2018

Glass Flamework Workshop**

COURSE CODE ARTS699

SECTION 41

INSTRUCTOR Brad Sherwood

DATES July 28, 2018

FEE \$111.62 (+ approx. \$30 material fee, depending on projects chosen, payable to the instructor)

Flameworking is a method for shaping through the use of a torch. You can heat glass to a molten state and then sculpt, blow and manipulate it, creating highly detailed and colourful glass objects. This workshop is divided into two parts: you will learn the basics of operating a flameworking torch safely and see demonstrations in the tools and techniques of bead making and small glass sculpture. Additionally, you'll have the opportunity for hands-on practice, creating a number of small flameworked objects. There will also be discussion regarding some of the possibilities in pursuing flameworking further. Using a torch is a relatively inexpensive way for you to work with molten glass and is commonly set up in home studios. This workshop is intended to provide an introductory experience for this exciting medium. No previous glass experience is necessary.

Images & Words Workshop**

COURSE CODE ARTS2354

SECTION 41

INSTRUCTOR Rebecca Reynolds

DATES July 28, 2018

FEE \$111.62 (+ \$5 material fee payable to the instructor)

Use creative writing as inspiration for your artwork, and use artwork as inspiration for your words. Explore how various artists have innovatively used words in their artwork and opened up new approaches and possibilities for mark-making. Be ready to play and experiment with a variety of media in an exploration of where the worlds of images and words intertwine in exciting, unexpected ways!



Jewellery – Forged Bangle Workshop**

COURSE CODE ARTS781

SECTION 41

INSTRUCTOR Todd Jeffrey Ellis

DATES July 28, 2018

FEE \$111.62 (+ \$25 to \$50 material fee, depending on projects chosen, payable to the instructor)

Learn the process of moving metal to create a dimensional sterling silver bangle. Whether you're a beginner or an experienced metal smith, your hammering skills will get a work-out in this intensive, informative workshop! Sterling silver will be available for purchase from the instructor as bangle dimensions will vary depending on the size and width of the finished piece.

Maker Space Introductory Workshop**

COURSE CODE ARTS2358

SECTION 41

INSTRUCTOR Scott Michael Walling

DATES July 28, 2018

FEE \$111.62 (+ \$25 material fee payable to the instructor)

Technology broadens the scope of creative possibility and inspires unique explorations. This workshop will briefly introduce you to the equipment in Haliburton School of Art + Design's Maker Space – a PLA plastic 3D printer, a resin 3D printer, scanners, laser engraver, vinyl cutter, industrial sewing machine, digital embroidery machine, large-scale photo printer, printing press, and an assortment of photography/videography equipment. You will have an opportunity to focus on one process or machine to create something artistic, functional, or fun.

See more information about Maker Space on page 17.

Malas, Mantras & Meditation Workshop**

COURSE CODE ARTS2276

SECTION 41

INSTRUCTOR Linda Lee Purvis

DATES July 28, 2018

FEE \$111.62 (+ \$60 material fee payable to the instructor)

Malas are beaded necklaces that have gained much attention of late, with the duality of their Zen-trend style and function. With origins in Tibetan culture, where they are used as a tool for meditation, these beautiful strands double as striking fashion accessories. The necklaces are typically made with 108 main beads – usually gemstones, wood, seeds, or a combination thereof, plus a keystone 'mountain' bead that defines the beginning and end of the strand. Sometimes additional marker beads are added at specific intervals. Malas are popularly worn as a necklace or held in the hands for meditative practice. In addition to making your personalized mala, you will make and embellish (with seed beads), an accompanying pouch in which to store and protect it. A 'mantra' is a single word or phrase that is repeated silently during meditation, keeping the mind focused and unencumbered. You will learn about mantras and how to work with them, and then create your own for a sample meditation with your newly finished mala. This workshop aims to blend intention, creativity, and relaxation into a meaningful practice that you can return to at any time. The project and the process are all innately designed to aid with calming the mind through the repetitive process of bead-work while making the mala; contemplation of a personal mantra; and piecing all component together to perform a mindful practice meditation.



Mindfulness – Introductory Workshop**

COURSE CODE ARTS2204 SECTION 41
INSTRUCTOR Sheila Miller
DATES July 28, 2018
TIME 9:00am to noon ← NOTE
FEE \$47.84

Enjoy an experiential introduction to Mindfulness Meditation. Practice relaxation and awareness exercises, including simple stretching, and build up to 20-minute sitting and walking meditation sessions. Instruction is suited to those with or without other yoga or meditation experience.

Pastel Workshop**

COURSE CODE ARTS2353 SECTION 41
INSTRUCTOR Ramune Luminaire
DATES July 28, 2018
FEE \$111.62

Previous experience with pastels is not required but some drawing experience is necessary.

Use soft (chalky) pastels to create surface, texture and depth, giving your finished pieces the quality and richness of a painting. Suitable if you're a beginner or more experienced with pastels.



Quilted Rug Workshop **

COURSE CODE ARTS2342 SECTION 41
INSTRUCTOR Albert Cote
DATES July 28, 2018
FEE \$111.62 (+ \$12 material fee payable to the instructor)

Create a beautiful, one-of-a-kind quilted rug in this very innovative workshop. Using at least three and up to five fabrics, construct a piece onto which you will 'doodle' a design that will be stitched through all layers. You will then cut through to the desired colours underneath and begin to see your rug pattern and colours appear. Once all the cutting is complete, the inside of the cut design will be echo quilted.

Singing Harmony by Ear Workshop**

COURSE CODE ARTS2349 SECTION 41
INSTRUCTOR Jane Lewis
DATES July 28, 2018
FEE \$111.62 (+ \$5 material fee payable to the instructor)

Sing harmony on the fly! Learn to listen for harmonies and find parts on your own. Working through exercises and songs will help you find your harmonic way. Instruction is designed for beginners: being able to sing the scale (do-re-mi-fa-sol-la-ti-do) is the only requirement. As you'll be working by ear, you do not need to know how to read music.

JULY 30 TO AUGUST 3, 2018

Acrylic Glazing & Encaustic Effects

COURSE CODE ARTS2287 SECTION 41
INSTRUCTOR Kim-Lee Kho
DATES July 30 – August 3, 2018
FEE \$360.06 (+ \$75 material fee payable to the instructor)

From the Old Masters to cutting-edge contemporary artists, the use of transparent paint glazes is a tradition that has come a long way. In this process and materials-based course you will learn the language of transparent colour in acrylics, how to mix and work with glazes, which mediums to use when, and the importance of dilution, sheen and thickness. Glazing will be complemented with the rich surfaces and translucent depth of encaustic effects in acrylics. In structured exercises and your creative explorations, you will work with layering, blending, painterly marks, impasto surfaces and combine acrylics with other media to create depth and invite light into your paintings.



Kim-Lee Kho is an inspired and inspirational teacher – fantastically prepared, knowledgeable, generous and patient.”

~ PATRICIA SINGER

Animals in Art

COURSE CODE ARTS996 SECTION 41
INSTRUCTOR Jay Dampf
DATES July 30 – August 3, 2018
FEE \$360.06

Our artistic history began with the portrayal of animals on cave walls and the importance of our connection to the natural world is just as relevant today. Whether you are working at a beginner or more advanced level of skill, you will explore that history in the mediums and the styles of your choice. This hands-on course is an excellent opportunity for those in need of individual attention and easy going, step-by-step instruction in the physical, practical production of animal art. In addition to individual attention, you will learn a great deal from the demonstrations given to others in their styles and mediums. Skills learned can be applied to much more than the depiction of nature and animals. The instructor recommends that potential students contact him prior to the course. Your experience will be enhanced in specifics regarding mediums, supplies and personal projects can be discussed.

Anorak & Traditional Game/Messenger Bag

COURSE CODE ARTS2332 SECTION 41
INSTRUCTOR Kielyn Marrone
DATES July 30 – August 3, 2018
FEE \$360.06

Basic familiarity with machine sewing is required.

Function and fashion come together with both of these projects. The Anorak is a windproof layer that can protect in the coldest temperatures. This impressive sewing project requires very minimal prior machine sewing experience. Its beauty matches its functionality. The construction of a traditional game or messenger bag provides an opportunity to learn about stamping and dyeing hide as well as setting copper rivets and buckles. You will be required to bring a reliable sewing machine in good working order. Please bring an instructional manual if the machine is not completely familiar to you. If you don't have a sewing machine, one can be booked through the instructor. Material fees vary depending on sizes. Please refer to the material list for those details as well as instructor contact information.

Beaded Doll Figure

COURSE CODE ARTS2341

SECTION 41

INSTRUCTOR Andrew Bullock

DATES July 30 – August 3, 2018

FEE \$360.06 (+ \$50 material fee payable to the instructor)

Basic beading experience would be helpful.

Design, build and decorate a unique figure, using glass beads, leather, wool, fur and fabric. You will be challenged to combine traditional and contemporary beading techniques including loom work, rosettes, peyote stitch, bead edging, fringe, and lazy stitch. A traditional fabric doll body, clothing, face, hair and accessories will be constructed. These beading techniques are used to create a broad range of work from jewellery to three-dimensional objects. Skills and techniques learned will apply to a variety of projects. Designing with colour, texture and form will be discussed. Please bring pictures, ideas and examples of projects you would like to create. Examples of the instructor's work can be found at wanderingbull.com.



Bird Carving – Intermediate/Advanced

COURSE CODE ARTS290

SECTION 41

INSTRUCTOR Bruce Lepper

DATES July 30 – August 3, 2018

FEE \$360.06 (+ \$30 material fee payable to the instructor)

Project: Vermilion Flycatcher

This course is not suitable for beginners.

Emphasis will be on the various stages of bird carving including shaping, feather groups, imitating feather detail, applying acrylic paints and exploring basic painting techniques. Instruction will also be provided on anatomy, feather diversity, eye placement, preparing to paint, mounting the bird and on the safe use of tools.

Bladesmithing

COURSE CODE ARTS2032

SECTION 41

INSTRUCTOR Jeff Helmes

DATES July 30 – August 3, 2018

FEE \$360.06 (+ \$100 material fee payable to the instructor)

Create a hand-forged, hand-finished knife using simple tools. Instruction will cover forging, heat-treating and finishing, as well as assembling a wood handle.

Creativity & Mindfulness

COURSE CODE ARTS2319

SECTION 41

INSTRUCTOR Lisa Schmidt

DATES July 30 – August 3, 2018

FEE \$360.06 (+ \$40 material fee payable to the instructor)

Of value to both emerging and established visual artists and writers, this is an opportunity for personal discovery and transformation of your creative life through mindfulness-based practices, group coaching, individual reflection and writing exercises, as well as forays into photography and collage. Explore who you are as an artist through language, imagery and periods of stillness, as well as consider how to nurture yourself through creative droughts and disappointments, and build the supports and community that sustain a long creative life. In combining both inner and outer exploration – and inspiring, focused discussions with your peers – you will tap into the inner well of memory and experience to surface the images and stories deep inside you that result in artistic output that is personally meaningful, and also resonates deeply with others.



Lisa makes a personal and powerful investment in the communities she works with, helping people become agents of their own transformational journeys.

– JOHN B.

Drawing & the Maker Space

COURSE CODE ARTS2383

SECTION 41

INSTRUCTOR Jennifer Norman

DATES July 30 – August 3, 2018

FEE \$360.06 (+ \$35 material fee payable to the instructor. There will be additional Maker Space fees, dependent on projects chosen. Please refer to the material list.)

Instruction will combine hands-on contemporary drawing with the digital tools in the Maker's Space. Explore both traditional and alternative surfaces, marks and materials. Beginning your drawing with a concept and intent will allow you to experiment with increased confidence. From there, you will push boundaries with space and composition in direct response to scale. All of these factors will be considered in the development of your drawings. Drawings will then be taken to the Maker's Space where you will make laser engravings and/or cuttings of your designs.





Glass Framework Techniques

COURSE CODE ARTS1760 SECTION 41
 INSTRUCTOR Brad Sherwood
 DATES July 30 – August 3, 2018
 FEE \$360.06 (+ approx. \$100 material fee, depending on projects chosen, payable to the instructor)

Flameworking is a method of shaping glass through the use of a torch. Glass is heated to a molten state and you then sculpt, blow and manipulate it, creating highly detailed and colourful glass objects. This course will provide you with a fundamental understanding of glass through the processes of flameworking. Beginning with the safe and comfortable operation of equipment, you will quickly progress to methods of shaping and constructing using a variety of tools and techniques. Working with a range of glasses, you will gain a solid foundation in flameworking practice that will allow for progression beyond the basics. Through lectures, demonstrations and hands-on practice, instruction will cover introductory methods of shaping and manipulating molten glass to advanced constructions, including blowing glass and the use of moulds. You are encouraged to bring an open mind and ideas that you would like to develop in glass. No previous glass experience is necessary.

This course will run simultaneously with Glass Framework Techniques II. Please clearly indicate which level you are registering for.

Glass Framework Techniques II

COURSE CODE ARTS1761 SECTION 41
 INSTRUCTOR Brad Sherwood
 DATES July 30 – August 3, 2018
 FEE \$360.06 (+ approx. \$100 material fee, depending on projects chosen, payable to the instructor)

This course is not suitable for beginners.

Building on basic methods and techniques you will learn advanced methods of flameworking design, construction and colour application. Develop skills to create advanced blown forms and multicomponent constructions. This course will consist of a review of studio safety and torch operation, demonstrations, lectures and hands-on practice. You are encouraged to bring ideas of projects you would like to achieve.

This course will run simultaneously with Glass Framework Techniques. Please clearly indicate which level you are registering for.

Kids' by the Sea**

COURSE CODE ARTS2364
 INSTRUCTOR Toni Caldarone
 DATES July 30 – August 3, 2018
 FEE \$109.20 (+ \$20 material fee payable to the instructor)

It's summertime – let's pretend you're by the sea! What do you see? Seashells, beach sand, turtles, beach umbrellas, beach balls, fish, starfish, driftwood, pebbles, bubble making, wind blowers and much more. What can you make from what you see? The sea will inspire you to build, paint, draw, and play with all sorts of summer fun art activities, using new and recycled materials. Don't forget your sun hat, sunglasses and sunscreen!

NEW AGE GROUPS
 SECTION 41: 1:00 – 4:30pm, 4 (as of January 1) to 8 years old.
 SECTION 42: 9:00 – noon, 8 to 10 years old.

Kids' Zip, Zap, Zoo**

COURSE CODE ARTS1828
 INSTRUCTOR Rebecca Reynolds
 DATES July 30 – August 3, 2018
 FEE \$109.20 (+ \$20 material fee payable to the instructor)

Lions and tigers and bears – oh my! Bring home the zoo in this animal-inspired week of art. Start by sketching animals and work up to a crayon watercolour resist painting. Create a collage of all the patterns and textures found in the animal world, from colourful feather plumage to slick snake scales. Lastly, make a detailed mask and learn to move like your animal in the wild. This creature creativity will end with a jungle party!

NEW AGE GROUPS
 SECTION 41: 9:00 – noon, 4 (as of January 1) to 8 years old.
 SECTION 42: 1:00 – 4:30pm, 8 to 10 years old.

Landscape Painting – Large Format

COURSE CODE ARTS2238 SECTION 41
 INSTRUCTOR Ljubomir Ivankovic
 DATES July 30 – August 3, 2018
 FEE \$360.06

Painting with large brushstrokes is a means not only to accelerate the work; it also enables effective representation of the exact depth, density and air vibrations generated by winds, heat and humidity. The method enhances the alteration caused by light, thus intensifying the contrast between light and shadow. The richness of textures and spontaneous expression highlighted on a large canvas are often the result of good control of the broad brush. Explore the steps necessary to master this technique.

Painting – A Brief History of Space

COURSE CODE ARTS2375 SECTION 41
 INSTRUCTOR John Climenhage
 DATES July 30 – August 3, 2018
 FEE \$360.06 (+ an optional \$40 material fee payable to the instructor)

Examine the history of space in western art. From the Renaissance to cubism and beyond, learn and apply drawing and painting techniques as you explore various ideas and geometries which have guided artists over the past 40,000 years. Some drawing or painting experience would be helpful but isn't required.



Painting & Collage – Unconventional

COURSE CODE ARTS2165 SECTION 41
INSTRUCTOR Rosemary Vander Breggen
DATES July 30 – August 3, 2018
FEE \$360.06 (+ \$30 material fee payable to the instructor)

Delve into paint surface treatments and learn new and innovative ways of using collage papers in your painted works, collage as inspiration for painting, and collage as a medium. Practice various techniques and tools for applying acrylic and/or water-colour paint as a surface, alter papers with paint, and explore many paper sources as collage material. With the incorporation of paint, learn colour and composition concepts using found and altered papers as inspiration. Historical and contemporary examples will be referenced. Daily discussions and critiques will inspire discussion and the exchange of ideas. Individuality will be encouraged and all skill levels are welcome.

Painting from the Model – Advanced

COURSE CODE ARTS158 SECTION 41
INSTRUCTOR John Leonard
DATES July 30 – August 3, 2018
FEE \$360.06

This course is not suitable for beginners.

This course is intended to advance previous training or experience in working from the model. You will have an opportunity to review working theory in colour and design. A variety of approaches to painting the figure including classical realism, impressionism, expressionism and contemporary processes including abstraction are explored. An emphasis is placed on individual creativity and self-expression.

Paper Manipulations & Collage

COURSE CODE ARTS1147 SECTION 41
INSTRUCTOR Suzi Dwor
DATES July 30 – August 3, 2018
FEE \$360.06 (+ \$65 material fee payable to the instructor)

Work with a variety of papers, including rice, mulberry, washi, and watercolour papers in a non-traditional way to create two- and three-dimensional works of art. Explore colour, texture, patterning, design and the physical properties of paper and its relationship to other media such as paint, wax resist, and a variety of drawing materials. You will tear, weave, wrap, layer, stamp, paint, make marks, and continue to experiment with your supplies. Experiment with collage, assemblage, fibre techniques on paper, and learn 20 ways to manipulate paper. Projects include a book cover, 3D paper garment, abstract collages, relief landscapes and self-directed explorations. This is a very exciting and rich experimental mixed media class for beginners and experienced artists.

Photography – In Camera

COURSE CODE ARTS1690 SECTION 41
INSTRUCTOR Elisabeth Feryn
DATES July 30 – August 3, 2018
FEE \$360.06

While the modern digital camera has many tools to help with the creative process, taking interesting and effective photos involves imagination and a sense of design, along with technical know-how. This course will be of interest to beginning and intermediate photographers. Learn to make consistently better images through hands-on interactive work with your camera controls in the classroom, on daily practical field trips, and through in-depth reviews and critique sessions. The instructor will share basic post-production techniques on images. Instruction is best suited to digital SLR cameras; point-and-shoot cameras with manual functions could be accommodated.

Plein Air Landscape Painting – Introductory

COURSE CODE ARTS2035 SECTION 41
INSTRUCTOR Sam Paonessa
DATES July 30 – August 3, 2018
FEE \$360.06

Engage in the fundamental aspects of painting outdoors while exploring the artistic and creative opportunities of the landscape. Instruction will address painting principles such as tone, colour, form, texture and composition. Demonstrations, individual attention, and encouragement will increase your creative confidence and style. This course is suitable whether you have limited painting and drawing experience or if you are an experienced painter planning to develop skills further. You are invited to work with acrylic or oil paint in an environment that encourages individual freedom and expression. Weather permitting, the majority of class time will be held outdoors.

Portrait Painting

COURSE CODE ARTS579 SECTION 42
INSTRUCTOR Matthew Mancini
DATES July 30 – August 3, 2018
FEE \$360.06

This course is not suitable for beginners. Painting experience is required to participate.

This exciting course will develop your ability to capture the likeness of any model in any opaque paint medium. You may work in any opaque paint medium (gouache, acrylic, water-soluble oils, and traditional oils without solvents) that you are comfortable with. Starting with an understanding of composition, value studies and monochromatic paintings, you will advance to expressive paintings of the model in a full palette. Works by a variety of artists will be discussed.



Pottery Throwing Camp – Intermediate/Advanced

COURSE CODE ARTS735 SECTION 41
INSTRUCTOR Rene Petitjean
DATES July 30 – August 3, 2018
FEE \$398.35 includes \$38.29 initial material fee

This course is not suitable for beginners.

Have you ever wished you could spend several days just focusing on increasing your throwing skills? Do you feel that you have 'hit the wall' in terms of being able to throw...more efficiently, bigger pieces, more consistently, looser pots, tighter pots? This course will encourage and challenge you to learn new throwing techniques, increase your throwing skills, and practice, practice, practice. Throwing is a physical skill. It requires proper technique, good tools, and proper care of your body. Through a series of demonstrations, specific exercises, class discussions, inspirational videos, and lots of wheel time, you will have the opportunity to increase your throwing skill as well as develop a personal practice of pot-making. A pug-mill will be available to make reclaiming clay as easy as possible. It is not the intent of this course to cover glazing and firing. One bisque firing may be done to ease the transport of 'trophy pots'. A limber sense of humour and a willingness to cut pots in half will make the week much more enjoyable. Additional clay is available for purchase from the school at the cost of \$12 per bag. This clay will not be fired.

Printmaking – Japanese Papers & Beautiful Botanicals

COURSE CODE ARTS2036 SECTION 41
INSTRUCTOR Stephanie Rayner
DATES July 30 – August 3, 2018
FEE \$360.06 (+ \$55 material fee payable to the instructor)

Discover a unique way to use the natural beauty of real plants to make fabulous watercolour prints. Using the vibrant qualities of translucent colour and unique processes of nontoxic watercolour printmaking on the lush richness of thick printmaking paper, in combination with Chine Collé, explore printing botanicals on assorted coloured and embedded Japanese papers. Abstraction, design and the beauty of nature combine to achieve bold interpretive colours or softly veiled contrasts, and the minute definition of details, to produce prints that will surprise and enchant. You need not have previous experience in either printmaking or watercolours to create many exquisite prints. This process builds confidence, yet is constantly opening up new and exciting vistas to explore. You will also learn how to create these prints at home without a press. This is a wonderful class for nature and garden lovers as well as printmakers and other artists.

Quilting – Improvisational Abstract with Mixed Media

COURSE CODE ARTS2302 SECTION 41
INSTRUCTOR Albert Cote
DATES July 30 – August 3, 2018
FEE \$360.06 (+ \$40 material fee payable to the instructor)

This is an extremely creatively freeing course. Discover how shapes, angles, bold colours, straight lines, poems, movies, and even folklore will aid you in creating abstract quilts that stretch the imagination and tell a new story. Document your ideas in a journal for the creation of future quilts. The intent is that, upon completion of the course, you will have at least three finished quilts and enough tools to create many future improvisational abstract pieces. Fabric, paint, thread, crayons, folding techniques, thread techniques, and anything you can sew down with a needle or sewing machine will be explored. Learn to work as a group as well as on your own to brainstorm themes as a starting point to a new way of seeing things. Create abstract quilts that will invite conversation and wonder. You will be required to bring a familiar and reliable sewing machine in good working order.



Songwriting for the Guitarist – Concepts & Chords

COURSE CODE ARTS2369 SECTION 41
INSTRUCTOR Wendell Ferguson
DATES July 30 – August 3, 2018
FEE \$360.06

This course is not recommended for absolute beginners. You need to have already written songs and have a basic knowledge of guitar chords.

Songs are words and melody working in tandem to elicit an emotion from the listener. Lyrical songwriting devices will be coupled with an increased musical understanding in this approach to taking your songwriting to new level. Learn how chords are formed and how to alter them; as well as common chord progressions and how to make them your own. Instruction will also include lyric concepts such as content, structure, rhyme, meter, scansion, alliteration, assonance, balance, compound rhymes, prosody, and a host of other devices to apply to your songs and get your creativity flowing. Classic songs will be dissected musically and lyrically, to see why and how they work. Learning new songs and idea-generating exercises will also be undertaken. A nurturing, supportive, and safe environment will encourage active participation and sharing.

SoulCollage®

COURSE CODE ARTS2128 SECTION 41
INSTRUCTOR Julie McIntyre
DATES July 30 – August 3, 2018
FEE \$360.06 (+ \$20 material fee payable to the instructor)

Discover a simple, inexpensive, self-care practice that combines creativity, psychology and spirituality. This course will be of interest to professionals seeking another skill set or to those who are looking for a time of reflection through care of the soul. Originated by Seena Frost, SoulCollage is a process for accessing your intuition and creating an incredible deck of cards with deep personal meaning that will help you with life's questions and transitions. Combined with other expressive art forms such as poetry, journalling, music, movement and storytelling, learn how to incorporate the use of SoulCollage through accessing your intuitive inner wisdom and enhancing that through other forms of expressive arts.

Spinning – Advanced: Silk & Exotic Fibres

COURSE CODE ARTS2045 SECTION 41
INSTRUCTOR Beth Abbott & Beth Showalter
DATES July 30 – August 3, 2018
FEE \$360.06 (+ \$75 material fee payable to the instructor)

This course is not suitable for beginners. Successful completion of Spinning – Intermediate or its equivalent is suggested.

Explore the characteristics, properties, versatility, and luxury of silks and a wide variety of exotic fibres. Learn to reel cocoons, make and spin mawatas, as well as spin wild and cultivated silk in its many pure forms. Investigate and spin a variety of exotic fibres such as alpaca, camel, angora, yak and cashmere. All of these fibres blend beautifully and you will learn how to design a wide-range of blended yarns for specific end-uses. A half day will be devoted to creative weak-acid dyeing and the resulting dyed fibres will be used to spin creative colour-blended yarns.

Ukulele Ensemble II

COURSE CODE ARTS2000

SECTION 41

INSTRUCTOR Eve Goldberg

DATES July 30 – August 3, 2018

FEE \$360.06 (+ \$45 material fee payable to the instructor)

This course is not suitable for beginners. Knowledge of basic ukulele chords, familiarity with the C major and F major scale, and the ability to read standard music notation for the ukulele is required.

Learn more exciting and fun repertoire for the ukulele and expand your knowledge of keys and chords while playing and singing in a group. Explore new scales and strumming patterns, improve your music reading, and gain a deeper understanding of music theory. Instruction will work in C tuning, using the second book in the Ukulele in the Classroom series by James Hill and J. Chalmers Doane, as well as supplemental material supplied by the instructor. A ukulele strung with a low "G" string is recommended. Low "G" strings will be available for purchase for those who need them. You will be required to bring your soprano, concert, or tenor ukulele. Baritone ukuleles cannot be accommodated.

Watercolour Painting – Big Skies, Clouds & Landscapes

COURSE CODE ARTS1665

SECTION 41

INSTRUCTOR Martha Robinson

DATES July 30 – August 3, 2018

FEE \$360.06 (+ \$5 material fee payable to the instructor)

This course is not suitable for beginners. Instruction is suitable for intermediate painters with a basic knowledge of materials and watercolour washes.

Setting the tone in any realistic landscape painting is the sky – dramatic, often dynamic, and changing from season to season. Each day will focus on a different aspect of painting the sky including underpainting for seasonal colour changes, bright summer skies and sunlit cumulus clouds, wet-in-wet storm-swept skies and dramatic lighting. Step-by-step instruction in wet-on-dry and wet-in-wet techniques, lost edges, and colour mixing will guide you as you build painterly skies. Colour handouts will be provided for take-home reference. Landscape photos will be provided (you may also bring your own) for reference and include elements such as distant farm buildings, trees, fields and water interest. Additional instruction relevant to these subjects will be provided as desired.

Watercolour Painting – Experimental

COURSE CODE ARTS250

SECTION 41

INSTRUCTOR Kal Honey

DATES July 30 – August 3, 2018

FEE \$360.06 (+ \$20 material fee payable to the instructor)

Challenge your preconceptions about what constitutes a watercolour painting and how it might be created. Through both set and self-directed exercises, you will be encouraged to be as adventurous as possible in your media combinations, methods and subject matter. Group discussion and personal attention will enable you to better understand and develop your artistic vision. If you're already excited about your current direction - develop it, push it further. If you're stuck - become unblocked in a creative, non-threatening environment. If you're just beginning, explore the vast array of options and start to find your path and your voice. This course is both haven and launching point: personal expression and direction are paramount, and at every turn you will be encouraged to hear and trust your inner compass in boldly exploring new directions. All levels and abilities are welcome – you need only an open mind and an adventurous spirit.

Woodworking – Intermediate

COURSE CODE ARTS271

SECTION 41

INSTRUCTOR Kevin Graham

DATES July 30 – August 3, 2018

FEE \$360.06 (+ \$275 material fee payable to the instructor)

Project: Three drawer Shaker side table.

This course is not suitable for beginners. The ability to perform a variety of core woodworking activities and comfortably use hand and power tools such as a table saw, jointer, and planer is required.

Instruction will cover a wealth of practical fine woodworking skills, with particular emphasis on joinery and construction techniques. Explore skills such as wood selection, how to measure, saw, sand and assemble wood into furniture, and construct dovetails as you increase your understanding of the sequence of construction. Learn about hard and soft woods, how to safely operate and maintain tools, and how to bring out the natural beauty of wood. Great woodworking isn't about not making mistakes. It's about learning how to avoid or fix unintended errors in the pursuit of ever-increasing skills and abilities. Techniques learned are easily transferable to a variety of furniture styles and projects.

Youth/Teen Metal Jewellery Arts**

COURSE CODE ARTS395

SECTION 41

INSTRUCTOR Susan Watson Ellis

DATES July 30 – August 3, 2018

FEE \$238.77 (+ \$45 material fee payable to the instructor)

This course is open to youth and teens 10 to 18 years of age.

You will be surprised at how easy it is to create things as intricate looking as the King's or Twist Chain. Learn these techniques and other skills to create current jewellery styles. After mastering the basics, cut, saw, form and decorate various metals into unique creations. As skills increase, you will start to develop your own designs for bracelets, cuffs, pendants, earrings, rings, key rings or chains. Decorate and personalize with beads, and tumbled stones.



AUGUST 6 TO 10, 2018

Alla Prima – Direct Painting

COURSE CODE ARTS2340 SECTION 41
INSTRUCTOR Ljubomir Ivankovic
DATES August 6 – 10, 2018
FEE \$360.06

This course is not suitable for beginners. An awareness of value relationships and colour mixing is required.

Alla prima, also known as direct painting or wet-on-wet oil painting, is an Italian term meaning “at first.” Entire paintings are completed in one or two sessions using this technique, without waiting for the paint layers to dry completely. The charm of alla prima is that it retains the fresh and spontaneous feelings that come as you paint. It seems the most intuitive way to paint. The alla prima process begins with thinned oil paint for drawing. Spots of colour are then placed over the painting and filled in. Some paintings will be completed with just one layer and others may use multiple layers.

Art Knitting with Copper Wire

COURSE CODE ARTS2395 SECTION 41
INSTRUCTOR Sayward Johnson
DATES August 6 – 10, 2018
FEE \$360.06 (+ \$60 material fee payable to the instructor)

Knitting experience is required but you don't need previous experience working with metals.

Break with tradition and learn the basics of knitting with copper wire to create small sculptural pieces, flat pieces, and lots of options in between. Experiment with very fine wire and play with non-traditional ways to knit with thicker gauges. Test samples will be created and freestyle knitting encouraged. Instruction will include the basics of metalsmithing, black patinas, heat patinas, and the blue-green patinas for which copper is so famous. Explore how to seal pieces with shellac, varnish, and create effects using wax. Basic patterns for creating small orbs and vessels (knit on four needles in the round) will be provided, but you will be encouraged to explore your ideas as well. Feel free to bring other textile tools and materials with which to experiment.

Blacksmithing

COURSE CODE ARTS38 SECTION 41
INSTRUCTOR Rene Petitjean
DATES August 6 – 10, 2018
FEE \$452.65 includes \$92.59 initial material fee


This course involves the use of hot forges and metal. You must be prepared to work independently with a high level of concentration, physical exertion and mechanical aptitude.

Learn the basics of blacksmithing in a hands-on studio situation. You will have an opportunity to learn the skills required to produce appealing and functional objects using traditional blacksmithing techniques. Instruction will provide an understanding of simple forging principles such as drawing out, punching, scrolling and more. Finishing techniques will also be stressed. Ample opportunity will be provided to practice what you've seen demonstrated. Please bring a project concept with you. Large or multiple projects will be subject to additional material fees. Additional material fees will be charged for large or multiple projects.

Creative Writing

COURSE CODE ARTS61 SECTION 41
INSTRUCTOR Catherine Graham
DATES August 6 – 10, 2018
FEE \$360.06

This course will help you gain access to and develop your inner voice, helping you listen and respond to your writing. Learn how to tap into your creativity and strengthen your writing skills in a supportive workshop environment. Topics include getting started, character, dialogue, structure, description, point of view, and good beginnings. Step by step, you will experience the various components of the writing process; generating ideas/subject matter, first draft, the writing workshop, the art of revision and the final draft. This course can be taken repeatedly by new writers of fiction, creative non-fiction, poetry and memoir, as well as experienced writers who want to refresh and expand their skills.





Decorated Letters – Mediaeval & Modern

COURSE CODE ARTS1526 SECTION 41
 INSTRUCTOR Judith Bainbridge
 DATES August 6 – 10, 2018
 FEE \$360.06 (+ \$35 material fee payable to the instructor)

Learn to design and paint five styles of Mediaeval and modern decorated capitals using archival materials. This art form is ideally suited to making cards, framed gifts, fine art, manuscript books, and more in many media.

Decoy Carving – Contemporary Antique Style

COURSE CODE ARTS1928 SECTION 41
 INSTRUCTOR Ken Hussey
 DATES August 6 – 10, 2018
 FEE \$360.06 (+ \$30 material fee payable to the instructor)

Project: Wood Duck - Prince Edward County style

Using simple hand tools learn to shape and carve a traditional decoy and progress to painting and ageing techniques to create the look and patina of a century-old decoy. Instruction is suited to the beginner carver but will also accommodate experienced students in the exploration of this unique style of decoy.

Drawing Open Studio

COURSE CODE ARTS1503 SECTION 41
 INSTRUCTOR Ramune Luminaire
 DATES August 6 – 10, 2018
 FEE \$360.06

Whether you're experienced or a beginner, discover how to put expression into your art, improve your drawing, build from each piece to the next, develop ideas, and explore abstraction. Receive individual instruction, tailored to your needs. Topics will include drawing basics such as use of line, tone, composition, and perspective; how to loosen up and let go; guided experimentation with different drawing materials and surfaces; putting your work in an art context, and developing a deeper understanding of your work and where it could take you. You have the option to bring existing work you would like to progress or receive feedback on.



Eco Art

COURSE CODE ARTS2384 SECTION 41
 INSTRUCTOR Jennifer Norman
 DATES August 6 – 10, 2018
 FEE \$360.06 (+ \$35 material fee payable to the instructor)

Rethink the way you create. You will be challenged to reimagine the intended purpose of materials, to repurpose and recreate artwork from post-consumer discard. Explore strategies for making art with unconventional materials while keeping environmental conservation at the forefront of creative concepts. Experiment with environmental installation, intervention and sculpture, and then make dynamic drawings of the sculptures created.

Glass Fusing, Slumping & Surface Decoration

COURSE CODE ARTS1496 SECTION 41
 INSTRUCTOR Kirei Samuel
 DATES August 6 – 10, 2018
 FEE \$360.06 (+ \$140 material fee payable to the instructor)

Explore, experiment and discover the exciting possibilities of kiln-fired glass. Design, colour, kiln theory, fusing, slumping, and surface design techniques will be explored through a variety of projects including a panel, platter, tile and jewellery. Further enhance your work using pattern bars and etching for truly unique results. You will be required to supply or purchase (System 96) compatible glass for use in this class. Previous experience is not necessary to enjoy this course.



Installation Art – Introductory

COURSE CODE ARTS2380

SECTION 41

INSTRUCTOR Ebony Rose

DATES August 6 – 10, 2018

FEE \$360.06 (+ \$20 material fee payable to the instructor)

Create installations while at indoor and outdoor sites, using traditional art practices such as drawing and sculpture in combination with unconventional art practices and materials. Various artists and concepts such as site-specificity and land art will be introduced and you will experiment with material, conceptual, and spatial relationships. Class discussions and critiques will entail questions such as, "Can art transform our experience of an environment?," "How do our bodies navigate space and, as artist, how do you alter this experience?" and "Can art alter one's experience of the world for an improved future?" Gain a deeper appreciation of contemporary art as well as skills and methods for the creation of installations.

Jewellery – Off Loom Bead Weaving

COURSE CODE ARTS2272

SECTION 41

INSTRUCTOR Vicki Sharp

DATES August 6 – 10, 2018

FEE \$360.06 (+ \$100 material fee payable to the instructor)

This project-based course will cover some of the main foundation stitches used in bead weaving. The focus will be on peyote and herringbone stitches, along with their variations. Embellishments will be added to give your work texture and interest. Learn to make beaded toggle clasps that you can use to complete your projects. Explore combining these stitches to work in 3-dimensional beading. Finally, the course will conclude with making beaded bezels which you can use to capture a crystal rivoli or any shaped stone. The jewellery design component will emphasize wearability, durability and comfort, as well as the use of colour and shape. The variety of choice available in beads will be introduced; however most of the beads used will be Japanese glass seed beads and delicats (tubular), with some semi-precious stones and pearls included. The process of off-loom bead weaving has great calming and beneficial value. It's a craft that can soothe, putting you in a quiet, creative zone while you stitch. This course is suitable for both beginner and intermediate skill levels. **Please note that you may not complete all projects as bead weaving projects can take many hours to finish.



These three jewellery courses will run simultaneously. Please clearly indicate the level you are registering for.

Jewellery – Chain Making: Beginner

COURSE CODE ARTS46

SECTION 41

INSTRUCTOR Susan Watson Ellis

DATES August 6 – 10, 2018

FEE \$360.06

Chains – they can be delicate or heavy, traditional or modern, symmetrical or abstract. Learn to form wire and fabricate links which will be connected to create traditional and modern chain styles. Once you have mastered basic jewellery making skills, you'll be encouraged to experiment with proportions, materials and linkages to create your unique designs. The material fee will vary with individual projects.

Jewellery – Chain Making: Intermediate

COURSE CODE ARTS1495

SECTION 41

INSTRUCTOR Susan Watson Ellis

DATES August 6 – 10, 2018

FEE \$360.06

This course is not suitable for beginners.

Expand your chain making skills to include chain designs that require soldering, such as single link designs. You will also learn to manipulate soldered links to alter their shape from round to oval or curved as well as how to flatten and forge them using hammers and steel blocks. The material fee will vary with individual projects.

Jewellery – Chain Making: Advanced

COURSE CODE ARTS1659

SECTION 41

INSTRUCTOR Susan Watson Ellis

DATES August 6 – 10, 2018

FEE \$360.06

This course is not suitable for beginners.

Further your chain making skills by exploring the techniques of fine chain fabrication. Link manipulation for this size of chain, element formation, and proportional considerations for your design will be addressed. The material fee will vary with individual projects.

Kids' Design & Build with LEGO® Bricks**

COURSE CODE ARTS398

INSTRUCTOR Jonathan Zeldin

DATES August 6 – 10, 2018

FEE \$109.20 (+ \$10 material fee payable to the instructor)

Plan, design, and ultimately building great structures using LEGO Bricks. Help brainstorm ideas and take an active role in the creative process as you and your classmates work on a different project each day. These projects may include LEGO City, theme parks, sports arenas, castles, under the sea, and more. There will be over 10,000+ LEGO Bricks for you to work with! Learn building techniques and develop skills in creativity, planning, critical thinking, problem-solving, presentation, and teamwork. Each day you will have the opportunity to present your amazing LEGO structures with your team. Discover and challenge your creative building skills with LEGO bricks.

NEW AGE GROUPS

SECTION 41: 1:00 – 4:30pm, 4 (as of January 1) to 8 years old.

SECTION 42: 9:00 – noon, 8 to 10 years old.

Kids' Handbuilding Pottery**

COURSE CODE ARTS798

INSTRUCTOR Lisa Barry

DATES August 6 – 10, 2018


FEE \$122.55 (+ \$5 material fee payable to the instructor)

Fabulous pottery can be created without the use of a pottery wheel. Push, roll and pinch your clay in lots of creative ways as you explore traditional handbuilding techniques such as coiling, making pinch pots and working slabs. There will be a different project every day, making this class exciting and challenging. You'll be encouraged to be imaginative as you'll be making everything from teacups to spaceships!

NEW AGE GROUPS

SECTION 41: 9:00 – noon, 4 (as of January 1) to 8 years old.

SECTION 42: 1:00 – 4:30pm, 8 to 10 years old.



Lettering in Stone

COURSE CODE ARTS2392

SECTION 41

INSTRUCTOR Fly Freeman & Wendy Hardy

DATES August 6 – 10, 2018

FEE \$360.06 (+ \$50 material fee payable to the instructor)

Discover the traditional art of carving letters into stone, using special stone carving techniques. You will also be introduced to the art of brush drawing Roman letters; laying out pleasing designs and transferring those designs to stone. Some knowledge of calligraphy is helpful, but not required. Various letter styles will be explored and you will be free to choose and draw your lettering using traditional or non-traditional forms and layouts. If you are new to stone carving this is a great entry into the art, as you will learn very controlled carving skills. If you have stone carving experience, this is an excellent way to refine your carving abilities and expand your repertoire of skills. You can expect to complete a small carved plaque with a limited number of letters.

Life Drawing & 3D Model Making

COURSE CODE ARTS2336

SECTION 41

INSTRUCTOR Marta Scythes

DATES August 6 – 10, 2018


FEE \$360.06 (+ \$10 material fee payable to the instructor)

This course will help you understand and depict the muscles and bones that define the structural anatomy of the human form. Learn to interpret the figure, head, and face accurately and expressively using 2D contours, gestures, proportional line drawings and then progress to learning 3D model making to produce small maquettes (a small scale model or draft of an unfinished sculpture). A variety of dry media will be used to broaden choices and achieve different results in 2D drawing and Plasticine and clay will be used for the 3D studies. Attention to lighting and plane changes of the figure will be addressed to understand and depict form. Male and female models will be studied for comparative analyses. Instruction will include daily demonstrations. This course is suitable for all skill levels to work in a relaxed, encouraging atmosphere.

Community Arts Events

Check out some Haliburton-area arts events on [page 92](#).





Market Bags & Totes

COURSE CODE ARTS2386 SECTION 41
 INSTRUCTOR Sheila Plant
 DATES August 6 – 10, 2018
 FEE \$360.06 (+ \$15 material fee payable to the instructor)

Bringing our bags and totes to the market is common practice but the bags and totes don't need to be common. Create your own carriers, with varying degrees of size and complexity. From small zippered bags to large multi-pocketed totes, you will design a market bag exactly for your own needs. Personalize your unique creation with favourite fabrics and insets, embroidery, Sashiko, and more.

Mixed Media Textile Assemblages

COURSE CODE ARTS2275 SECTION 41
 INSTRUCTOR Alice Vander Vennen
 DATES August 6 – 10, 2018
 FEE \$360.06 (+ \$30 material fee payable to the instructor)

Juxtapose fibre art with natural materials to create a framed, stitched, three-dimensional textile assemblage. Allow the rich textures, brilliant colours and nuanced lines of stitched textiles to interact with the mysterious beauty of the imprinted stone, the gentle branch or a fragile leaf. Incorporate fabric transfers of precious photos, and tell a story with the remnants of an heirloom quilt. Create an evocative and exciting composition that combines the work of our hands with that of Mother Nature's. Work with a variety of textiles, including remnants of our own stitched, embroidered and embellished work, new fabrics, and found pieces of textiles that catch your eye.

Mosaics

COURSE CODE ARTS136 SECTION 41
 INSTRUCTOR Annette Blady Van Mil
 DATES August 6 – 10, 2018
 FEE \$360.06 (+ \$20 material fee payable to the instructor)

By definition, a mosaic is a surface decoration made by inlaying small pieces of coloured glass, stone or tile to produce a pattern or image. Discover the unusual, creative, innovative and fun world of mosaics. Gain an appreciation of the history and techniques and, by blending traditional and modern techniques, create some amazing works of art. Basic techniques will be taught through hands-on demonstrations. Turn your broken tiles, chipped china, cracked pots, smashed glass, old buttons, and mirrors into masterpieces. Make the ordinary extraordinary! All skill levels will benefit from this course.

Painted Floor Cloths

COURSE CODE ARTS151 SECTION 41
 INSTRUCTOR Lori Le Mare
 DATES August 6 – 10, 2018
 FEE \$360.06 (+ \$140 material fee payable to the instructor)

It's art for the floor! Vivid, and bright, or soft and subtle, painted floor cloths are an exciting and expressive art form that is fun, decorative and functional. Learn to make floor cloths from start to finish. Individual design will be emphasized while you learn techniques such as hand-painting, shading, marbling, stencilling, and colour mixing. Personal attention and group demonstrations will assist you to produce one large or three small unique floor cloths. In addition, you will be guided through the process of design itself to develop a confident, creative working approach to any art media.

Painting – Contemporary Methods & Meanings

COURSE CODE ARTS2123 SECTION 41
 INSTRUCTOR Andy Fabo
 DATES August 6 – 10, 2018
 FEE \$360.06

This course is not suitable for beginners.

Contemporary painting embraces a wide spectrum of thematic, formal and conceptual approaches while pushing the boundaries of the material practice. Instruction begins with the creation of a figure painting in a contemporary context, proceeds to a diptych juxtaposing form and content in the two panels, and concludes with the creation of a painting in which images are layered over each other to create complexity of meaning. You will draw on print and digital media, art history, and your own research and sketchbooks for source material. Brief visual presentations of relevant artists will provide an expanded notion of contemporary painting.

Painting & Collage – Miniatures

COURSE CODE ARTS2365 SECTION 41
 INSTRUCTOR Rosemary Vander Breggen
 DATES August 6 – 10, 2018
 FEE \$360.06 (+ \$15 material fee payable to the instructor)

Explore the advantages of working in miniature. Creating within a limited scale opens up your artistic practice. This course will include both painting and collage in small format. Your subject in repetition can help to develop ideas, quickly moving you to new expressive strategies in progression. Instruction will focus on elements of design, colour theory, and historical movements to uncover new ideas to add to your art practice. Working in miniature has many advantages and applications; ease of transport and storage, compilation into larger work, and a valuable way to problem solve before working large. This course is designed for all skill levels from beginner to advanced.



Painting & Drawing – Unconventional Traditions

COURSE CODE ARTS2381 SECTION 41
 INSTRUCTOR Fraser Radford
 DATES August 6 – 10, 2018
 FEE \$360.06 (+ \$20 material fee payable to the instructor)

Through the use of photographs, films, and demonstrations, this course aims to expand your mind regarding the creation of successful artwork. Working with acrylics, pour, splash, drip, and scrape your way to artistic freedom. Instruction is suitable for all skill levels.

Passionate Paint I

COURSE CODE ARTS1877 SECTION 41
 INSTRUCTOR Al Van Mil
 DATES August 6 – 10, 2018
 FEE \$360.06

Learn to best express your passions in the visual language of paint. Develop abstracted imagery from real subject matter to build a vocabulary of expressive tools. A series of lectures, demonstrations and projects, plus individual attention will advance levels of artistic insight. Work in a positive and encouraging environment, using the paint medium of your choice. Explore interesting ways of interpreting still-life, landscape and the figure, to find your passion in paint. Reacting to your new repertoire in a free and uninhibited manner will help you discover your own style of painting. This course is about staging your painting and will offer a multitude of options for effective presentation of your ideas. All levels of experience are welcome.

This course will run simultaneously with Passionate Paint II. Please clearly indicate which level you are registering for.

Passionate Paint II

COURSE CODE ARTS2081 SECTION 41
 INSTRUCTOR Al Van Mil
 DATES August 6 – 10, 2018
 FEE \$360.06

This course is not suitable for beginners. Previous painting experience is required.

In this interactive course, you will develop abstracted imagery from real subject matter to build a vocabulary of expressive tools. A series of lectures, demonstrations and projects, plus individual attention will advance levels of artistic insight. Work in a positive and encouraging environment, using the paint medium of your choice. Explore interesting ways of interpreting still life, landscape and figure to find your passion in paint. Reacting to your growing perspective in a free and uninhibited manner will help you discover your style of painting.

This course will run simultaneously with Passionate Paint I. Please clearly indicate which level you are registering for.

Photoshop

COURSE CODE ARTS1752 SECTION 41
 INSTRUCTOR Michael Bainbridge
 DATES August 6 – 10, 2018
 FEE \$360.06

Basic Windows skills are essential and required. Photoshop itself is practically identical on both Mac and PC, however, so program instruction applies to both platforms.

This course is intended for and taught using the full version of Photoshop CS5 but may also be suitable for Photoshop Elements users (lite version) as nearly all of the tools and practical techniques are transferable. There is no instruction given in the use of Elements specifically, however. Ansel Adams said, "The negative is comparable to the composer's score, and the print to its performance". The ability to digitally manipulate images provides vast opportunities ranging from simple correction of imperfections to highly artistic applications and results. Restore, enhance, or completely alter an existing image. Learn the basics of choosing appropriate file types and options for web and print, and complete digital manipulation techniques using advanced tools including selective application of effects and filters, and layers. Taking photographs is not part of the instruction – please bring your own digital images.

Plein Air Landscape Painting – Intermediate/Advanced

COURSE CODE ARTS2173 SECTION 41
 INSTRUCTOR Sam Paonessa
 DATES August 6 – 10, 2018
 FEE \$360.06

This course is not suitable for beginners. Plein air experience is required.

Improve your plein air painting skills through concentrated time in the field. Solidify painting principles and techniques, and develop visual editing skills as you push the boundaries of your skills. Review fundamentals and learn to have fun with colour and tonal challenges of landscape painting. You are invited to work with acrylic or oil paint in an environment that encourages individual freedom and expression. Be prepared to work outdoors and note that some locations may require walking and transporting painting equipment.



Life is your canvas, you choose the colours."

~ SAM PAONESSA



Pottery – Naked Raku & Related Techniques

COURSE CODE ARTS1831 SECTION 41
INSTRUCTOR Michael Sheba
DATES August 6 – 11, 2018 (6 days)
FEE \$446.36 includes \$37.04 material fee

Previous Raku experience or permission of the instructor is required to participate in this course.

This advanced-level professional development course is a challenging exploration of the technical aspects of various Raku effects. Topics will be systematically studied and results evaluated so that successful outcomes can be obtained at will. There will be a thorough study of effective firing and post-firing reduction techniques as they relate to Crackle, Carbonization and Terra Sigillata techniques. These techniques will form the basis of obtaining successful results with the spectacular technique called Naked Raku or Shadow Crackle. There will be daily firings and, time permitting, Raku kiln design will be addressed. Please bring ten bisqued pieces using Raku clay. A maximum class size of 12 ensures individual attention.



Albert Cote demonstrated an excellent and varied knowledge of improvisational abstract design with copious samples of his own art pieces. Very personable. Lots of one-on-one time spent with each member of the group.

~ CORAL JEWELL

Quilting – Altered Panels

COURSE CODE ARTS2330 SECTION 41
INSTRUCTOR Albert Cote
DATES August 6 – 10, 2018
FEE \$360.06 (+ \$25 material fee payable to the instructor)

Create a beautiful one-of-a-kind art piece using two (or three) identical panels of your choice. One panel will be saved as is. The other panel(s) will be cut into strips and sewn together, along with at least three coordinating fabrics of your choice (jelly roll race style). Once you have a size that you are happy with, you will continue the process, but this time with a twist. Cut this piece in the opposite direction and sew once more in the jelly roll race style. Then diagonal cutting and the strips are sewn on the miter (jelly roll race style). To finish, you will add this piece to the “saved” panel and square it all up. Decide on the placement of your pieces and add solid blocks, half square triangles, four patch, nine patch, appliqué shapes...whatever you want. The result is a beautiful art quilt.

Stone Sculpting & More (Youth to Adult)**

COURSE CODE ARTS2377 SECTION 41
INSTRUCTOR Chaka Chikodzi
DATES August 6 – 10, 2018
FEE \$238.77 (+ \$5 material fee payable to the instructor. Also payable to the instructor will be approx. \$20 to \$35 for stone, depending on project chosen.)

This course is open to students 10 years of age to adult.

Using hand tools only, you will work with a piece of original volcanic rock from Zimbabwe to create a sculpture. Learn about the stone itself: its unique history and special place in the cultural landscape of Zimbabwe. Basic sculpting techniques, safety, and best practice will be demonstrated, contextualizing the use of each hand tool as you feel your way through the process of creating your sculptures. Sculpting is hard work – you’ll recharge by learning songs on a set of six marimbas! Both adults and youth are welcome to join this course.

Teen's Upcycle & Upstyle Your Home & Wardrobe**

COURSE CODE ARTS909 SECTION 41
INSTRUCTOR Astrid Ackerman & Michele Karch Ackerman
DATES August 6 – 10, 2018
FEE \$246.36 (+ \$20 material fee payable to the instructor)

This course is open to teens 13 to 18 years of age.


Discover your bountiful creativity while learning to upcycle a trendy and fashionable wardrobe as well as stylish items for your bedroom and home. From embroidered hoops for décor to silkscreened graphic patches; from pom pom bunting and photographic image transfers to the upcycled denim jacket of your dreams, you'll immerse yourself in environmentally friendly craft and design. You'll be guided, step by step, through exciting design and craft techniques that will allow you to turn vintage or contemporary materials into stylish and unique pieces that you'll love.

Textiles – Imagery to Art

COURSE CODE ARTS2339 SECTION 41
INSTRUCTOR Mary Pal
DATES August 6 – 10, 2018
FEE \$360.06 (+ \$25 material fee payable to the instructor)

This is not a quilting class, though that is one method of completing fibre art. It is possible to participate without a sewing machine – the material list will suggest alternative products for finishing artworks.

Create your own compositions using textiles as your medium. Learn surface design techniques and experiment with a variety of processes to create original fibre art. Exploration of hands-on painting and printing techniques including foiling, gold leaf, stamping, stencilling, and resists on assorted textiles using a variety of paints, is complemented by learning the basics of the visual language of art. Taking advantage of the beautiful surroundings, you will take photographs for inspirational imagery (using your phone or digital camera) and collect leaves and grasses for printing. Back in the classroom, learn how to look at your subject matter, analyze it, abstract it, and translate it to fabric using several different methods. Through demonstrations, group discussions and individual critiques, learn to work intuitively using a camera or sketchbook, a computer or tablet, or a sewing machine (optional) to manipulate imagery and design compelling compositions. Guided, creative free time is balanced with clear and structured exercises. You can expect to create one or two larger works, along with several small studies. These studies may become completed projects and/or works-in-progress. Instruction is suitable for all skill levels.



Water Media Explorations

COURSE CODE ARTS1656 SECTION 41
INSTRUCTOR Sherrill Girard
DATES August 6 – 10, 2018
FEE \$360.06 (+ \$20 material fee payable to the instructor)

Going beyond the traditional watercolour experience, explore creative ways of using and applying water media, including gouache, fluid acrylics and inks. To add excitement and drama to the painting process, experiment with materials such as rubber cement, masking fluid, watercolour pencils and crayons on a variety of substrates such as TerraSkin, Aquaboard and Yupo. Experiment with textural effects to achieve contrasts of texture, colour, line and shape. In a supportive and encouraging learning environment, create a series of small paintings that will be the inspiration and reference for future paintings.

Watercolour Painting – Advanced

COURSE CODE ARTS248 SECTION 42
INSTRUCTOR Art Cunanan
DATES August 6 – 10, 2018
FEE \$360.06

This course is not suitable for beginners. It is imperative that participants have had at least three previous watercolour courses prior to participating.

At an advanced level of interaction, you will explore traditional and experimental techniques in watercolour painting. Instruction will be provided on composition and design and the course is geared to sharpen skills and enhance personal interpretation. Learn how to make a contour painting, how to layer washes until they get the right value and how to use local and colour values to make strong statements. Sessions on compositions will include directing the eye with edges, placing darks and other colours, and advice on handling patterns and loosening painting style. Learn by demonstration and critique and benefit from individual attention. While this is not a plein air course, there may be an opportunity to enjoy some on-location painting, weather permitting. Painting outdoors will be a majority decision. Only when there is enough consensus will there be an outdoor painting session.

Youth Archery & Fencing**

COURSE CODE ARTS1522 SECTION 41
INSTRUCTOR Brad Sherwood
DATES August 6 – 10, 2018
FEE \$214.18 (+ \$40 material fee for equipment rental payable to the instructor)

This course is open to youth from 10 to 13 years of age.

The ability to lift 25 lbs is required to be able to draw the bowstring.

Fencing and archery are two distinct arts that develop mental focus, physical coordination, patience, discipline and technical skill. This course will introduce you to both activities in a safe and enjoyable way. In the morning you will learn basics of fencing – footwork, techniques and rules. In the afternoon, archery will involve proper shooting technique, bow knowledge and care. Through demonstrations, coaching, games and friendly competition, you will have the opportunity to develop an appreciation and ability in these disciplines.

SATURDAY & SUNDAY, AUGUST 11 & 12, 2018

Timber Framing – Introduction to Design**

COURSE CODE ARTS383 SECTION 41
INSTRUCTOR Glenn Diezel
DATES August 11 & 12, 2018
Saturday: 9:00am to 4:30pm
Sunday: 9:00am to 1:00pm ← NOTE
FEE \$124.33

This workshop is a required prerequisite to the Timber Framing week-long course and involves site visits, requiring attendance on Sunday. The group will meet at the college at 9am on Sunday morning and will travel to various Timber Frame structures until approximately 1pm.

This workshop will introduce you to the design, construction and finishing of a timber frame home. Topics to be discussed include timber frame design and terminology, timber selection, sizing and engineering, site considerations and floor plan layout, enclosing the frame, electrical, plumbing and finishing details. This will provide a good overview for anyone interested in building or buying a timber frame home.

AUGUST 13 TO 17, 2018

Aerial Dance – Creative Movement (Teen to Adult)**

COURSE CODE ARTS2372 SECTION 41
INSTRUCTOR Diana Lopez
DATES August 13 – 17, 2018
FEE \$238.77

This course is open to students from 13 years of age to adult.

Aerial dance is a style of modern dance that incorporates aerial apparatuses such as fabric, trapeze, hoop, and other invented hanging equipment. Most frequently performed for circus companies, it's becoming a more common practice of performance and entertainment. Aerial dance combines dance, acrobatics, engineering, and theatrical expression to create dramatic performances and installations. You will develop aerial dance vocabulary and explore your relationships to movement. Instruction will focus on conditioning, basic skills, rigging safety techniques (how to hang an apparatus safely), and concept development. Learn to engage specific muscles used for aerial dance; a combination of shoulders, hands, lumbar spine, core, legs, and feet. Exercises that will help increase range of motion and flexibility will also be covered. Aerial dance is a technique that works with height and motion; it combines spins, upside down positions, forward bends, balances and extensions. The height is explored at your own discretion, strength and confidence. You will also explore concept development and choreographic work in relationship to space. This course is for all levels of movers – previous experience is not required.



Creating conversations with the Earth through dance.”

~ DIANA LOPEZ



Basketry – Collect & Create

COURSE CODE ARTS2257 SECTION 41
INSTRUCTOR Sheila Ziman
DATES August 13 – 17, 2018
FEE \$360.06 (+ \$25 material fee payable to the instructor)

Basketry is one of the oldest crafts, with basket makers using natural materials from the environment to create useful items. Explore the natural world, gather materials, and create your own functional or fanciful baskets. Materials may include willow, alder, sumac and dogwood twigs, cattail leaves, soft rush, cedar or birch bark, and an assortment of vines. Some commercial reed and other material may be combined with these natural materials. Learn to make a small sweet grass basket using material provided by the instructor. For another project, you will gather willow to make a special tray or a basket, as time allows. You will also explore the use of cattail leaves in basketry. Grapevine will be used to make a ribbed basket that incorporates other material that you will gather. Instruction will also address sustainable gathering practices, as well as proper storage and preparation for future use of materials. Previous basketry experience is an asset but is not required.

Botanical Drawing & Painting

COURSE CODE ARTS1836 SECTION 41
INSTRUCTOR Marta Scythes
DATES August 13 – 17, 2018
FEE \$360.06 (+ \$2 material fee payable to the instructor)

While studying a wide variety of botanical specimens, you will learn several drawing and painting techniques and their applications. Through a series of progressive exercises, you will develop your technique and observational skills leading to in-depth analyses. This will enable you to visually interpret the intricate shapes, forms, textures and colours of the plants studied. At the beginning of the course, emphasis will be placed on accurately depicting botanicals, with the option of later experimenting with expressive colour choices and different drawing and painting styles. Composition and perspective as they apply to botanical art will be addressed. Instruction will include frequent demonstrations and ongoing feedback as needed. This course is suitable for all skill levels.

Expressive Arts in Rites, Rituals & Celebrations^F

COURSE CODE ARTS2368 SECTION 41
INSTRUCTOR Verity Barrett
DATES August 13 – 17, 2018
FEE \$360.06 (+ \$20 material fee payable to the instructor)

To register for this course you must meet the admission requirements for the Expressive Arts Graduate Certificate Program. Details are available on page 9.

This course is an elective credit toward Fleming College's Expressive Arts Certificate. It is not an elective credit toward Fleming College's Visual and Creative Arts Diploma.

"Rituals are the expression of the human need to belong, to be part of a group." (Fritz Perls) Investigate the basic theory and practice of rites, rituals and celebrations. Learn to design and create individual and group rituals including structure and components that incorporate expressive arts in the process. Experiential exercises will explore the power of rites, rituals, and celebrations, their ability to promote connection to self and others, and their power as healing, change and transformation tools. All of this will be explored in a safe space, with a focus on creation and participation. There will be ample time for questions and discussion. Whether you are an Expressive Arts student or not, no matter your spiritual beliefs or lack thereof, learn how to use rites, rituals and celebrations to create meaning or change in your life – at home, at work, and with families and communities.

Iron Sculpture

COURSE CODE ARTS113 SECTION 41
INSTRUCTOR Rene Petitjean
DATES August 13 – 17, 2018
FEE \$452.65 includes \$92.59 initial material fee

This course involves the use of hot forges and metal. You must be prepared to work independently with a high level of concentration, physical exertion and mechanical aptitude.

This course will introduce you to the unique world of iron sculpture by blending traditional and modern techniques to create amazing and unusual sculptural pieces. Skills learned will aid in the production of both indoor and outdoor sculpture as well as yard art. Learn basic forging, welding, and cutting techniques. Traditional finishes, colour and patination will also be addressed. Please bring a project plan. If you are returning to this course, you will be encouraged to work on projects at an appropriate skill level. There will be an emphasis on coal and propane forge work. Additional material fees will be charged for large or multiple projects.

Mixed Media to Digital Design

COURSE CODE ARTS2390 SECTION 41
INSTRUCTOR Isabel Stukator
DATES August 13 – 17, 2018
FEE \$360.06 (+ \$35 material fee payable to the instructor)

This course will bring together mixed media artwork and the potential of digital design. Starting in the studio, you will work with experimental mixed media techniques to develop a collection of original textured and patterned surfaces using watercolours and acrylics, block printing, and paper collage techniques. These samples will be scanned into digital files where they can be manipulated and combined to create unique designs using the innovative possibilities of digital technology. Simple Photoshop techniques will be taught as a means of creating a series of digital designs. Digital artwork can be printed on a wide range of textiles and paper surfaces, for numerous applications in textile art, fashion, interior design, stationery, and other custom artwork. These printing services will not be available on site but instruction for output, and information about online printing services, will be covered.

Pottery – Understanding Glazes

COURSE CODE ARTS347 SECTION 41
INSTRUCTOR Michael Sheba
DATES August 13 – 18, 2018 (6 days)
FEE \$427.84 includes \$18.52 initial material fee

The complicated subject of glaze technology will be made simple by learning easy-to-understand, basic principles. The choice and role of raw materials and their characteristics will be studied using line blends and other experimental methods to create various effects including texture and colour responses. You will be introduced to computer glaze calculation software as a tool to determine percentage and unity formulas so that glazes can be analyzed, compared, altered, new glazes formulated and glaze faults identified and corrected. Although you will work in Cone Six Oxidation, the universal principles learned will apply to all glazes and temperatures. Actual glazes will be tested and time permitting, projects of individual interest will be initiated. A maximum class size of 12 ensures individual attention.

Quilting Open Studio

COURSE CODE ARTS2331 SECTION 41
INSTRUCTOR Judith Dingle
DATES August 13 – 17, 2018
FEE \$360.06

This course is not suitable for beginners.

Bring any quilt-related project to develop; be it a new design or an unfinished piece that was never quite resolved to your satisfaction. Work on your unique independent projects; problem-solving, testing new design concepts, and developing a stronger sense of your style and aesthetic - all within a warm and supportive, open studio environment. Presentations and discussions will review basic design principles, capture ideas for design development through personal experience, encourage the development of a personal profile through journaling and creative process, and reference inspirational contemporary and historic textile/quilt art. All of this will be interwoven with one-on-one consultations and positive guidance regarding the direction and concerns of your work. Morning roundtable discussions will bring together the ideas, questions, interests, and unique contributions of the class, opening up fascinating new paths and directions of mutual interest. Be prepared for an immersion in productive "serious play" and critical thinking that will provide a deeper understanding of your present aesthetic and chart a meaningful path for future endeavours.



Timber Framing

COURSE CODE ARTS298 SECTION 41
INSTRUCTOR Glenn Diezel
DATES August 13 – 18, 2018 (6 days)
FEE \$409.32

Students must attend the Timber Framing – Introduction to Design Workshop prior to taking this course.

Learn the age-old craft of building with heavy timber using mortise and tenon wood joinery and oak pegs. This course will provide a comprehensive introduction to timber frame design. Instruction on wood selection, tool use and methods for enclosing the frame will be provided. Reference to books, slides, videos and optional participation in after-school tours will provide you with exposure to different timber frame structures and techniques. This is a hands-on course where you will lay out and cut the joinery for a complete frame, assemble it and end the week with a good old-fashioned 'barn raising'.

Watercolour on Canvas

COURSE CODE ARTS1734 SECTION 41
INSTRUCTOR Margot Snow
DATES August 13 – 17, 2018
FEE \$360.06 (+ \$25 material fee payable to the instructor)

This course is not suitable for absolute beginners. Basic knowledge of watercolour painting is required.

Explore techniques that are best suited for this surface and discover mediums that will enhance your work. Investigate drawing, composition, colour and watercolour techniques such as negative space and glazing. Instruction will guide you through surface preparation to sealing and varnishing your finished work. If you are a tight painter, this technique will loosen you up as you work in a positive and encouraging environment. Beyond the creative possibilities, this technique removes the need for heavy frames, matting and glass.

AUGUST 20 TO 24, 2018

Iron Sculpture Open Studio

COURSE CODE ARTS2177 SECTION 41
INSTRUCTOR Rene Petitjean
DATES August 20 – 24, 2018
FEE \$452.65 includes \$92.59 initial material fee

This course is not suitable for beginners.

This course is an excellent opportunity to challenge, explore, and expand upon your iron sculpture skills. The learning environment is an independent open studio format that is suitable for individual subject matter and style of approach. Expand your visual language, technical skills, and artistic vocabulary in a safe and highly creative environment. Instruction will encourage creative design and content, as well as effective execution of your ideas. There will be ongoing personal and group critiques as well as daily discussion of advanced techniques and processes. Additional material fees will be charged for large or multiple projects.

Youth/Teen Pottery**

COURSE CODE ARTS1613 SECTION 41
INSTRUCTOR Lisa Barry
DATES August 20 – 24, 2018
FEE \$263.01 (+ \$10 material fee payable to the instructor)

This course is open to youth and teens 10 to 18 years of age.

Learn to throw on a potter's wheel and have fun with exciting handbuilding techniques. Use these techniques to create mugs, bowls and a wide variety of objects. There will be demonstrations with the wheel, attaching spouts and handles and a full exploration of decorative techniques. Exercise your imagination and practice your new skills to create meaningful objects and master the potter's wheel.

AUGUST 18 TO 25, 2018

OHS Spinning Certificate Program – Level II

COURSE CODE ARTS338 SECTION 41
INSTRUCTOR Wendy E. Bateman, Harriet Boon, Louise Jackson & Beth Showalter
DATES August 18 – 25, 2018
FEE \$363.84 (+ material fee of approx. \$75 payable to the class treasurer on the first day)

Registration for Level II opens June 1, 2018

The Ontario Spinners' Certificate Program is a six-level program developed by the Education Committee of the Ontario Handweavers and Spinners (OHS). Haliburton School of Art + Design will be offering Level II. It is our desire to continue this program for the next four levels if registration levels warrant it.

Prerequisites: Participants are required to have successfully completed ARTS1012 OHS Spinners Certificate Program – Level I.

Level II: In addition to class time, this course will require assignments to be completed and mailed to instructors over the following six months for OHS certification.

Course of Study: Sheep breed classification, wool grading, spinning wheels, wheel paper presentations, semi-worsted and worsted spinning, combing and preparation, colour study with thirty-step blending, mordanting and nature dyes.

OHS Spinning Certificate Program – Level V

COURSE CODE ARTS146 SECTION 41
INSTRUCTOR Wendy E. Bateman, Harriet Boon, Jane Schuell & Beth Showalter
DATES August 18 – 25, 2018
FEE \$371.42 (+ material fee of approx. \$100 payable to the class treasurer on the first day)

Registration for Level V opens June 1, 2018

The Ontario Spinners' Certificate Program is a six-level program developed by the Education Committee of the Ontario Handweavers and Spinners. Haliburton School of Art + Design will be offering Level V. It is our desire to continue this program to the next level if registration levels warrant it.

Prerequisites: Participants are required to have successfully completed ARTS586 OHS Spinners Certificate Program – Level IV.

Level V: In addition to class time, this course will require assignments to be completed and mailed to instructors over the following six months for OHS certification.

Course of Study: Flax, synthetic dyes for cellulose fibres (theory only), cotton, synthetic and reconstituted fibres, and fibre identification.

KLEINBURG

McMICHAEL CANADIAN ART COLLECTION, KLEINBURG, ONTARIO



Haliburton School of Art + Design is pleased to be affiliated with the renowned McMichael Canadian Art Collection in Kleinburg, Ontario.

The McMichael Canadian Art Collection is unique in its devotion to collecting and exhibiting Canadian art. Renowned for its collection of paintings by Canada's most famous artists, the Group of Seven, the gallery's permanent collection also includes works by other well-known Canadians, including the Group's contemporaries, First Nations, and Inuit artists.

Located in Kleinburg, Ontario, the gallery nestles amid 100 acres of serene woodlands overlooking the Humber River Valley. Reminiscent of the landscapes that inspired many of Canada's artists, this setting combines with the art within the gallery to make the McMichael the perfect venue for an introduction to or to learn more about Canada, its peoples, their cultures, and their history.



These courses will be held at the McMichael Canadian Art Collection in Kleinburg, Ontario.

These courses are not suitable for beginners.

Registration for Fall courses will be accepted as of July 3, 2018.

SEPTEMBER 3 TO 7, 2018

Contemporary Landscape Painting – Advanced II

COURSE CODE ARTS1533 SECTION 41
INSTRUCTOR John Leonard
DATES September 3 – 7, 2018
FEE \$360.06
LOCATION McMichael Canadian Art Collection, Kleinburg

SEPTEMBER 10 TO 14, 2018

Contemporary Landscape Painting – Advanced II

COURSE CODE ARTS1533 SECTION 42
INSTRUCTOR John Leonard
DATES September 10 – 14, 2018
FEE \$360.06
LOCATION McMichael Canadian Art Collection, Kleinburg

Build on your technical and conceptual awareness, focusing on contemporary potentials.
There will be an emphasis on personal expression and creativity.

ETOBICOKE

NEILSON PARK CREATIVE CENTRE, ETOBICOKE ONTARIO



The following courses will be held at the Neilson Park Creative Centre in Etobicoke.

SEPTEMBER 10 TO 14, 2018

Figurative Abstraction in Acrylic

COURSE CODE ARTS1168 SECTION 42
INSTRUCTOR Brian Smith
DATES September 10 – 14, 2018
FEE \$360.06
LOCATION Neilson Park Creative Centre, Etobicoke

This course is not suitable for beginners

With intermediate-to-advanced level instruction, this course will develop your ability to abstract from the human form, see shapes in the figure more clearly, develop more satisfying compositions that include the draped and undraped body, and develop a looser, freer approach to painting the figure.



PETERBOROUGH

FLEMING COLLEGE SUTHERLAND CAMPUS, PETERBOROUGH, ONTARIO

The following workshops will be held at the Sutherland Campus in Peterborough.

SATURDAY, OCTOBER 20, 2018

Contemporary Landscape Painting Workshop**

COURSE CODE ARTS2376 SECTION 49
INSTRUCTOR Steve Rose
DATES October 20, 2018
FEE \$111.62
LOCATION Sutherland Campus, Peterborough

This workshop will offer a brief examination of contemporary developments in landscape art and progress through to the application of theory and techniques of modern landscape painting. Instruction best suits acrylics but other media can be accommodated.



Steve Rose is a gem. A supportive, brilliant teacher who provides a marvelous environment for open studio work in which everyone thrives and grows."

~ PENNY KITSON

Drawing Basics Workshop**

COURSE CODE ARTS2280 SECTION 49
INSTRUCTOR Marta Scythes
DATES October 20, 2018
FEE \$111.62 (+ \$2 material fee payable to the instructor)
LOCATION Sutherland Campus, Peterborough

Suitable whether you are an absolute beginner or would like a refresher, instruction will provide the visual tools needed to get started on the road to good drawing practices. Through tried-and-true exercises for drawing proficiency, learn to master drawing techniques, explore a variety of media, and find new ways of seeing and thinking about drawing in an inclusive and intensive environment. Work with expressive line, blind drawing, tonal values and learn to use visual tools such as sighting for proportion and angle. Instruction will include demonstrations and examples of all techniques and exercises, as well as positive feedback in a supportive environment.

Embroidery for Crazy Quilting Workshop**

COURSE CODE ARTS1593 SECTION 49
INSTRUCTOR Chari-Lynn Reithmeier
DATES October 20, 2018
FEE \$111.62 (+ \$25 material fee payable to the instructor)
LOCATION Sutherland Campus, Peterborough

Learn many of the traditional crazy quilt embroidery stitches including the Feather, Herringbone, Buttonhole, Cretan, Lazy Daisy and French Knot. Using silk ribbon, you will also create the Spider Web Rose. Beginning with an easy and effective method of hand-piecing a crazy quilt block you will embellish with embroidery stitches, learning how to incorporate lace, embroider with beads, and apply charms and buttons. Combining stitches to create new patterns will complete your block.

Harmonica – Beginner Workshop**

COURSE CODE ARTS2090 SECTION 49
INSTRUCTOR Carlos del Junco
DATES October 20, 2018
FEE \$111.62
LOCATION Sutherland Campus, Peterborough

Discover this remarkable and unassuming little instrument. Learn how to hold the traditional 10-hole diatonic harmonica (the one that Bob Dylan and progressive blues players like Little Walter and Paul Butterfield use), how to achieve good tone, and the basics of playing single notes. Playing an easy train rhythm, a scale and a couple of basic melodies based on the scale will be the goal of instruction. Time and circumstance permitting, an introduction to bending notes will also be included. Instruction is suited to those with no previous experience.

Nuno Felting Workshop**

COURSE CODE ARTS1742 SECTION 49
INSTRUCTOR Susan MacDonald
DATES October 20, 2018
FEE \$111.62 (+ approx. \$35 material fee, depending on project size, payable to the instructor)
LOCATION Sutherland Campus, Peterborough

Create a unique one-of-a-kind, show-stopping work of art with a little fibre, a little silk, some soap and water, and a few simple processes. Learn about an ancient craft that's fashionably at home in this modern world. Your project can be adapted to make a scarf, neck warmer, tube/ring scarf, table runner, bed end or virtually whatever you can imagine.

Painted Illusions – Magic Cube Workshop**

COURSE CODE ARTS2371 SECTION 49
INSTRUCTOR Victoria Wallace
DATES October 20, 2018
FEE \$111.62 (+ \$20 material fee payable to the instructor)
LOCATION Sutherland Campus, Peterborough

Victor Vasarely (1906 – 1997), was a Hungarian-French artist credited with having created the Op Art movement. He experimented with textural effects, perspective, shadow and light. Learn about and try one of his techniques – the magic cube. Study this method and, working with acrylic paints and mediums, create simple optical illusions of depth using light, shadow, and colour.



Thank you. Everyone was helpful and friendly with the registration process."

~ TERRY FACKLAM

Winter Landscapes Workshop**

COURSE CODE ARTS2347

SECTION 49

INSTRUCTOR Martha Robinson

DATES October 20, 2018

FEE \$111.62 (+ \$3 material fee payable to the instructor)

LOCATION Sutherland Campus, Peterborough

Winter landscapes offer particular challenges: adjusting the colour story of winter skies to reflect the icy weather, capturing colourful late day shadows on snow, and conquering compositions that embrace the graphic potential of snowy spaces. Demonstrations will serve as a tune-up for winter; resetting the painter's eye for the changes in light and landscape in the coming season. Underpainting for skies, enriching dark conifer greens, and adding believable branches will also be covered in this fast-paced workshop. Reference handouts will be available, detailing demonstrations and exercises.



This was an absolutely wonderful experience – one I plan to repeat often.”

– DARLENE ZAIFMAN-GUSLITS

OCTOBER 22 TO 26, 2018

Expressive Arts – Exploring Relationships^M

COURSE CODE ARTS91

SECTION 49

INSTRUCTOR Edward Hagedorn

DATES October 22 – 26, 2018

FEE \$360.06 (+ \$20 material fee payable to the instructor)

LOCATION Sutherland Campus, Peterborough

To register for this course, you must meet the admission requirements for the Expressive Arts Graduate Certificate Program.

Details are available on page 9.

This course is a mandatory credit toward Fleming College's Expressive Arts Certificate. It is not a mandatory credit toward Fleming College's Visual and Creative Arts Diploma.

Successful completion of Introduction to Expressive Arts (formerly Introduction to Expressive Arts Therapies) is recommended prior to taking this course.

Explore various types of relationships and connections as you progress from working on self, to working in pairs, to working in groups, using expressive arts. Experiential, demonstrated, and didactic learning methods will investigate the depth and value of expressive arts and their power to deepen connections. You will be encouraged to take advantage of group connections to deepen your personal expressive arts experience, awareness and appreciation. There will be ample opportunity for practice, discussion and feedback using role-playing of the client, the expressive arts practitioner, and the witness/observer.



HALIBURTON IN THE FALL

OCTOBER 22 TO 26, 2018

Acrylics & Mixed Media – Introductory

COURSE CODE ARTS1175 SECTION 42
INSTRUCTOR Annette Blady Van Mil
DATES October 22 – 26, 2018
FEE \$360.06

Learn techniques using acrylic paints and products that will begin an exciting journey of discovery. You will be encouraged to work in a variety of formats, using traditional painting materials and fluid acrylics, as well as heavy body paints with collage. While technique will remain an important aspect, emphasis will be placed on experimentation, building a personal style and colour sense, choosing subject matter, and open discussions about the work produced.

This course will run simultaneously with Acrylics & Mixed Media – Intermediate. Please clearly indicate which course you are registering for.

Acrylics & Mixed Media – Intermediate

COURSE CODE ARTS712 SECTION 42
INSTRUCTOR Annette Blady Van Mil
DATES October 22 – 26, 2018
FEE \$360.06

This course is not suitable for beginners and is designed for those who have some previous experience with acrylic painting.

In this course you will be encouraged to work in larger formats, using traditional painting materials and fluid acrylics, as well as heavy body paints with collage. While technique will remain an important aspect, emphasis will be placed on experimentation, building a personal style and colour sense, choosing subject matter, and open in-class discussions about the work produced.

This course will run simultaneously with Acrylics & Mixed Media – Introductory. Please clearly indicate which course you are registering for.

Creative Writing – Ignite Your Potential

COURSE CODE ARTS706 SECTION 42
INSTRUCTOR Nora Zylstra Savage
DATES October 22 – 26, 2018
FEE \$360.06

Get inspired – Get REALLY inspired. Whether you're a novice or professional, fiction or non-fiction writer, these writing exercises and styles will inspire. This hands-on high energy course provides an encouraging, safe space for discovering different writing styles and techniques which could include: dialogue, story components, personal narratives, poetry, essays, perspectives and journal entries. You will have fun responding to numerous multimedia writing prompts and stimuli. Experiment with writing tools such as clustering, mind mapping, rapid writing and short- shorts. Let these triggers be a starting point for expanding your writing horizons and creativity. There will be time to share and get positive feedback on your work. Be ready to jump in and dive deep!



Nora's classes are always fabulous – she provides a wonderful supportive environment for sharing stories.”

Expressive Arts in Palliative Care^E

COURSE CODE ARTS2197 SECTION 41
INSTRUCTOR Julie McIntyre
DATES October 22 – 26, 2018
FEE \$360.06 (+ \$20 material fee payable to the instructor)

To register for this course, you must meet the admission requirements for the Expressive Arts Graduate Certificate Program. Details are available on [page 9](#).

This course is an elective credit toward Fleming College's Expressive Arts Certificate. It is not an elective credit toward Fleming College's Visual and Creative Arts Diploma.

It is strongly recommended that students have taken Introduction to Expressive Arts (formerly Introduction to Expressive Arts Therapy and Expressive Arts – Exploring Relationships (formerly Exploration of Therapeutic Relationships).

An ageing population and trending hospice care lend to incorporating the expressive arts in caring for the dying, caregivers, and families. Instruction will incorporate a multi-cultural approach to death and dying with resources on expressive arts activities to provide meaningful expression for those in palliative care as well as self-care for caregivers and families. Explore various art forms such as memoir writing, communication and preserving memories through the arts, as well as creative ways to process the experiences for the hospice professional. Expressive art forms such as expressive writing, poetry, storytelling, art-making, drumming, movement and sound will also be incorporated. This course will be of interest to those who work in all areas palliative care, both with individuals and groups. No artistic skill is required, but an open heart, a curious mind and a playful spirit will enhance the experience.



Registration for Fall courses will be accepted as of July 3, 2018

Fees quoted in the Fall 2018 session apply to the 2017/18 academic year and are subject to Ministry of Advanced Education and Skills Development increases.



Landscape Painting – Loosen Your Style

COURSE CODE ARTS2333 SECTION 41
 INSTRUCTOR Marianne Broome
 DATES October 22 – 26, 2018
 FEE \$360.06 (+ \$5 material fee payable to the instructor)

Creative explorations will involve big brushes, broad strokes, exciting colours, and loosening up your style. Examine the process of interpreting the reference photo, creating a value sketch, simplifying the arrangement of objects, and choosing an exciting colour palette. Daily demonstrations will reveal techniques for a more impressionistic look. These techniques include loose brushwork, massing to eliminate detail, seeing shapes, working around the painting, and overall harmony. A different subject matter will be explored each day as you progress to a looser and looser painting style. There will be generous individual attention and encouragement for personal creativity.

Paint Like the Group of Seven

COURSE CODE ARTS2188 SECTION 42
 INSTRUCTOR Al Van Mil
 DATES October 22 – 26, 2018
 FEE \$360.06

Learn to paint like Tom Thomson and the Group of Seven. Discover and practice the unique techniques this group of artists employed as you gain a more expressive grasp of landscape painting. Instruction is suitable for beginners, those new to acrylics or oils, or the experienced artist wishing to advance skills. You will be interpreting your reference materials and, depending on the weather, working outside.

Painting – Colour & Light

COURSE CODE ARTS1934 SECTION 41
 INSTRUCTOR Janine Marson
 DATES October 22 – 26, 2018
 FEE \$360.06 (+ \$6 material fee payable to the instructor)

Learn to see colour as value in black and white and how to identify value and intensity as they relate to colour. Develop your design skills with a keen eye to create stronger compositions by organizing how you pattern analogous or contrasting values and intensities together in your work. Create expressive mood in your paintings by using these methods to expose subtle nuances as well as learn to identify colour temperature and how to mix fresh, clean colour. Discover the mysteries of making better value and colour choices to fill your paintings with energy, colour and light. Subject matter will range from nature-based and representational to realist. You can choose to work in the media of heavy body, fluid or high flow acrylics, watercolour or pastels. Demonstrations, practical colour theory, group discussion, as well as opportunities for one-on-one instructor interaction ensure a sound knowledge in the working methods of these mediums.

Painting Open Studio – All Skill Levels

COURSE CODE ARTS2259 SECTION 41
 INSTRUCTOR Harold Klunder
 DATES October 22 – 26, 2018
 FEE \$360.06

All skill levels will be accommodated in this immersive, personal experience. Individual instruction will challenge you to begin or further develop your vision and artistic practice. This studio opportunity is structured around your consultation with the instructor-as-mentor on materials, media, techniques, ideas, and process of vision-to-execution to create your body of work. Learn how to assess the evolution of your work in self and group critiques. You are welcome to work in the media of your choice.

Totem Carving

COURSE CODE ARTS354 SECTION 42
 INSTRUCTOR Wayne Hill
 DATES October 22 – 26, 2018
 FEE \$360.06 (+ \$60 material fee for pole or \$30 material fee for mask blank, payable to instructor)

Design and carve a four-foot West Coast totem pole or an individual mask. Working hands-on and side-by-side with other carvers you will learn the traditional processes that produce the best results. A short lesson on history and traditions will provide a better understanding of totems and the social implications of this medium.





SATURDAY, NOVEMBER 3, 2018

Amulet Workshop**

COURSE CODE ARTS2394 SECTION 41
INSTRUCTOR Elise Muller
DATES November 3, 2018
FEE \$111.62 (+ \$20 material fee payable to the instructor)

Carve lovely alabaster or soapstone amulets using hacksaws, rifflers, rasps and polishing papers. Start with simple shapes and then carve more intricate designs that can be touchstones or necklaces. If you focus on an intention while working, your finished amulets will have extra meaning. You will have time to make an amulet for yourself as well as a few to give as gifts.

Carbon Drawing & Painting Workshop**

COURSE CODE ARTS2348 SECTION 41
INSTRUCTOR Marta Scythes
DATES November 3, 2018
FEE \$111.62 (+ \$2 material fee payable to the instructor)

Learn to make visually striking, realistic images using dry carbon painting techniques with graphite, carbon and charcoal pencils. This dry pigment technique was created by the medical illustrator, Max Brodel at Johns Hopkins University in Baltimore in the 1940s. Smooth, grey, shiny effects can be achieved if using graphite pencils. Rich, black matte finish can be achieved if using charcoal or carbon pencils. Line variation, contrast in value, and texture will be the main focus of instruction while studying a variety of subjects. Coloured media can be added as an option. Techniques will be demonstrated, but individual interpretation will be encouraged. All skill levels are welcome.

Chain Bracelet Workshop**

COURSE CODE ARTS1677 SECTION 41
INSTRUCTOR Susan Watson Ellis
DATES November 3, 2018
FEE \$111.62 (+ approx. \$40 material fee, if purchasing silver payable to the instructor)

Learn to form, saw and connect silver links to construct a multiple link bracelet such as the King's Chain, Parallel Chain, or Chain Mail. Sterling silver will be available for purchase from the instructor, or you may bring 10 to 12 feet of 1mm, 1/2 hard sterling silver wire.

Herbal Soaps, Salts & Soothing Salves Workshop**

COURSE CODE ARTS2277 SECTION 42
INSTRUCTOR Linda Lee Purvis
DATES November 3, 2018
FEE \$111.62 (+ \$65 material fee payable to the instructor)

With increasing concern for chemical build-up within our bodies, this workshop provides information as well as numerous techniques and recipes for making various body products that feature the virtues of nature and simplicity. These include herbs, essential oils, vegetable oils, beeswax, and other pantry items, which can produce gentle, effective, and impressive alternatives

to commercially prepared consumables. Learn cold-process soap-making from scratch, and experiment with customizing meltable organic soap bases to suit your preferences. A discussion on essential oils, safety, and oil profiles will preface their use during the workshop. Recipes for making petroleum-free lip balms in tubes and pots, as well as healing herbal salves for soothing skin complaints, will provide insight into how infused vegetable and 'carrier' oils can nourish and soothe skin, ease tense muscles, and aid symptoms of colds and flu. Additionally, you will gain an understanding of the benefits of various salts and how they can be used for the bath and body for holistic benefit. Although the cold-process soap making will be done in demonstration format, a pre-measured kit will make it easy to replicate the demo done in class. Hands-on projects include customized soap bars, lip balms in tubes and jars, herbal salves, bath salts, bath bombs, foot nuggets, and body scrubs.

Jewellery – Sterling Silver Fold Formed Earrings Workshop**

COURSE CODE ARTS1519 SECTION 41
INSTRUCTOR Todd Jeffrey Ellis
DATES November 3, 2018
FEE \$111.62 (+ \$75 material fee payable to the instructor)

No experience is needed to create an original pair of silver earrings. Explore the 'fold form method' of working with sheet metal in this hands-on workshop. Through the use of four different folds, you will create 3-dimensional shapes of various designs to produce a unique pair of contemporary style earrings.

Lasered Cards & Tags Workshop**

COURSE CODE ARTS2396 SECTION 41
INSTRUCTOR Wendy Ladurantaye & Scott Michael Walling
DATES November 3, 2018
FEE \$111.62 (+ \$20 material fee payable to the instructor)

Discover the world of laser cutting and use this exciting technology to create unique, hand-crafted tags and cards. Using laser engraving as well as cutting techniques, produce designs that you will embellish in a variety of ways, with assorted materials. Hang tags for artwork or retail, greeting cards, gift tags, labels, or small frameables are all possibilities. From simple to complex projects, the course accommodates all levels of skill whether you're an absolute beginner or professional artist.

Nuno Felting Workshop**

COURSE CODE ARTS1742 SECTION 41
INSTRUCTOR Susan MacDonald
DATES November 3, 2018
FEE \$111.62 (+ approx. \$35 material fee payable to the instructor, depending on project size)

Create a unique one-of-a-kind, show stopping work of art with a little fibre, a little silk, some soap and water, and a few simple processes. Learn about an ancient craft that's fashionably at home in this modern world. Your project can be adapted to make a scarf, neck warmer, tube/ring scarf, table runner, bed end or virtually whatever you can imagine.



Andy Anderson

14 Required

Foundation Year Courses

3D Design
 Art History - The Recent
 Century
 Contemporary Art Investigations
 Design I
 Drawing Disciplines
 Media Explorations I
 Visual Documentation
 Business for Artists
 Concept Development
 Design II
 Media Explorations II
 Portfolio and Presentation
 2 General Electives

Specialist Option

Choose one of our 15-week
 Art Certificate programs:

Artist Blacksmith
 Ceramics
 Digital Image Design
 Drawing and Painting
 Fibre Arts
 Glassblowing
 Jewellery Essentials
 Moving Image Design
 Photo Arts
 Sculpture

Generalist Option

Choose 12 approved one-week
 courses plus a two-week
 capstone course.

Study at your own pace,
 including spring, summer and
 fall courses. You can complete
 this pathway to your diploma
 in one calendar year.

*Within this calendar,
 foundation courses are indicated by a single asterisk (*),
 non-credit courses are indicated by a double asterisk (**),
 elective courses have no asterisk.*

VISUAL AND CREATIVE ARTS

Diploma

The Program

You will gain a well-rounded introduction to art history, contemporary art practices and design. In the foundation year you will work with a range of media, experimenting with new approaches and expanding your idea of what art is and discovering your creative aspirations. Complete your diploma by choosing either the Specialist option pathway and selecting a medium for further studio work, or the Generalist option, which features a wide variety of course work in different media.

Your Pathway

No matter which Visual and Creative Arts diploma path you choose, you will develop as an artist and produce a portfolio of work. You can continue on to more advanced studies through our articulation agreements with leading art education institutions, start your own studio practice or find entry-level work related to your area of specialty.

VCAD

Visual and
Creative Arts Diploma

**14 foundation
courses**

+

**14 elective
courses**

Choose the Specialist or
Generalist option pathway

“I was originally attracted to this program because it provides the freedom for you to figure out your own style and what you are good at. If you are looking to get better at your art, find your direction and voice, this is definitely the place to do it.”

– Andy Anderson,
VCAD program graduate.

Transfer Agreements

- Ontario College of Art & Design University (OCAD U)
- Emily Carr University of Art + Design
- Nova Scotia College of Art and Design University (NSCAD)
- Alberta College of Art and Design (ACAD)
- York University
- Wayne State University
- Nipissing University
- Sheridan College

Your INSTRUCTORS

Beth Abbott has studied a wide variety of fibre arts for over 40 years, taking dozens of courses and workshops and developing her own work. She is a graduate of the Fibre Arts Certificate program at St. Lawrence College and earned a Master Spinner Certificate from Georgian College in 1990. She has delivered workshops in Canada and the US and has won many awards for her work. Beth is the author of *Icelandic Fleece – A Fibre for All Reasons* (2001). A teacher of high school and adults for 33 years, she retired to a second career of teaching and writing about fibre arts. She brings a long love of fibre arts, fabrics and fibres to her courses.

Astrid Ackerman is a Peterborough based “maker”. She works in sterling silver, ceramics, and mixed media as well as drawing and painting. She is currently working on a collection of sterling silver jewellery inspired by human anatomy and doll parts. With a creative upbringing, Astrid has been working in the arts from a very young age. She has studied at Haliburton School of Art + Design and the Art School of Peterborough, and currently practices from her home studio.

Laurie Allan-Ungeitis got hooked on fibre and textiles after visiting a friend’s sheep farm, where she discovered the joys of spinning and weaving. Having learned to knit and sew at a young age, this love of all things textiles came easily. She enjoys weaving in a wide variety of styles and continues her studies toward a Master Weaver designation. Laurie designs within the multi-harness format on her Leclerc Weavebird II 16-harness loom. Her recent focus has been on weaving with recycled textiles and the incredible diversity of designs possible in this form. Laurie is a current member and treasurer of the Gateway Guild of Handweavers and Spinners of North Bay.

Yves Ameline is a graduate of Queen’s University and l’Ecole des Hautes Etudes Commerciales in Paris, France. His artistic career began at age ten when he was given his first camera and blossomed after he retired from a 33-year business career and began studying at the Haliburton School of Art + Design. His award-winning acrylic paintings have been exhibited in countless juried shows and several solo shows. An enthusiastic teacher and passionate student of art history, he has had extensive teaching experience, most notably at York University, both in the MBA program and the Division of Executive Development.

John Anderson is an enthusiastic studio and on-location painter. His excitement about the language and the process of painting is infectious. When not fulfilling duties as Curry’s Education Sales Manager, he is painting or teaching. John’s first major influence was the work of Andrew Wyeth; later it was the Group of Seven and Tom Thomson. Zone and Sorolla figure into the equation in a major way as well. His interest in the work of North American Impressionists such as Aldro Hibbard was followed by interest in contemporary plein air painters like David Curtis, Trevor Chamberlain, Kevin MacPherson and Richard Schmid. John’s work is a blend of many of these painters’, along with his own presentation of light and colour. His work focuses on strong compositions filled with the mood of the moment. Light

is fleeting – its impact leaves a profound impression – learning to see that and capture it in paint is his passion. John is represented by Ethyl Curry Gallery in Haliburton, Marlowe Gallery, Barrie, Double Doors Gallery, Anten Mills, Blue Mountain Foundation for the Arts Gallery in Collingwood and Riverside Gallery, London, UK. www.johndavidanderson.ca

Jan Anderson became a committed fabric artist-quilter after taking her first course at the Haliburton School of Art + Design. After experimenting and creating with glass, wood, stone, paper and wire, she is addicted to the texture, diversity and colour of textiles. Jan manipulates wax, wool rovings, rust, paint, dye, pigment, canvas, cotton, origami, embellishments, and more to produce unique wall hangings. She has over seventeen years of teaching experience at colleges and universities in Ontario and is recognized for her passion, creativity and innovation, touched by humour and motivation. www.bytheriverstudio.ca

Judith Bainbridge is a multi-media artist, retired from Heraldic Art and Calligraphy commissions for the Federal Government and the Governor General. These commissions include painting, calligraphy and gilding for the Merchant Navy Book of Remembrance, and for the Grant of Arms and flag for Nunavut. She specializes in mediaeval scripts on calfskin, gilding and traditional decoration in gouache. She now enjoys modern lettering on three-dimensional objects such as art books, sculpture, mobiles and furniture. Judith is a founding member of the Calligraphy Society of Ottawa and has been teaching calligraphy, gilding, and related arts across Canada since 1981. judithbainbridgecalligraphy.weebly.com

Michael Bainbridge worked for ten years as a cameraman and director of photography in film and TV before switching full-time to still photography. Since then, his work has been sold privately, exhibited publicly, and featured internationally. He now specializes in art and specimen photography for museums and private collectors. Michael is a frequent guest speaker at major conferences in his field, teaches photography and digital manipulation regularly, and does Photoshop work and pre-press processing for other photographers. www.theoccurrence.ca

Scott Barnim has 40 years of experience as a potter. His initial training was as an apprentice and culminated with an MFA from the Cardiff Metropolitan University in Wales. His work is included in public and private collections in Canada and throughout the world. Scott teaches part-time at Sheridan College’s new BA Ceramics program. The Barnim Pottery studio production is a comprehensive line of lively decorated reduction fired stoneware, which can be found in selected shops and galleries, or at his studio showroom. Scott also produces Islamic reduced pigment lusterware, an exquisite body of work available at his showroom, or through gallery exhibitions. www.scottbarnimpottery.com

Verity Barrett has a Master’s degree in Social Work and has spent over 30 years working with children, youth, and families as a parent therapist, CAS worker, and counsellor in children’s mental health clinics. She specialized in trauma, using Sandtray-Worldplay and expressive arts extensively in her work. Recently retired from clinical practice to focus on numerous creative projects, she has used a combination of expressive arts and ceremony to enrich both her personal life, clinical practice, and in workshops.

Lisa Barry is a graduate of Sheridan College's Ceramics Program and has also achieved a BFA from the Alberta College of Art and Design. Lisa has a broad range of experience with various pottery techniques as well as kiln firing processes. An artist of note, she has exhibited nationally and continues to develop herself as an artist through workshops and learning opportunities. Lisa brings a passion and energy to her teaching that ensures a lively and creative atmosphere for her students.

Wendy E. Bateman teaches weaving, spinning, braiding, creativity, textile science, and colour and design for textiles. She is a graduate "with distinction" from the Ontario Handweavers and Spinners Spinning Certificate program, a Master Spinner, a graduate of Sir Sandford Fleming College's Visual and Creative Arts Diploma Program and has been the owner of Fibres WEB studio for over 40 years. She has received numerous design, originality and judges' choice awards for her work and enjoys teaching her craft and sharing her environmental ideas. A recipient of the Enviro Hero for the Arts Award and an OHS Merit Award, she is recognized and for being environmentally attentive through her art practice.

Catherine Benoit, at eight years old, saw a glass blower and that was it. She fell in love. Her studies focused on art, and after exploring several mediums, Catherine graduated from Espace Verre in 2002. She has been creating utilitarian and decorative objects in glass since. In addition to making, she also loves teaching glassblowing. Her two favourite techniques are glassblowing and kiln casting. Catherine's pieces reflect her second passion: dance. The flamboyant colours of the costumes and the sensual curves of the dancers translate through her artistic vocabulary. Ardour, passion, and love of life emerge from her creations as much as they do from her.

Lisa Binnie is an interdisciplinary artist whose practice is based on immersive, long-term exploration of landscapes in transition. Her current focus is development along Toronto's waterfront. Although photography and metal sculpture are her most common mediums, she has also designed and led public walking events in Toronto's troubled Port Lands district. Lisa earned a Master of Fine Arts in OCAD U's Interdisciplinary Master's of Art, Media and Design program. She teaches in several HSAD programs including the Visual and Creative Arts diploma, Studio Practice Advancement graduate certificate, and Photo Arts, Digital Image Design, and Moving Image Design certificates. www.portlandswalk.com

Annette Blady Van Mil is a graduate of OCAD U. For many years, she has worked as an architectural and interior designer on projects all over North America, but painting has always been her first love. Annette has spent several years developing her unique approach to painting using mixed media, found objects, stained glass and encaustic. It is this diverse and open-minded approach to media and materials that inspires her mosaics and artwork. The popularity of the style she has developed has allowed her to pursue art on a full-time basis. www.annetteblady.com

Harriet Boon is a spinner, dyer, weaver, and retired shepherd. She earned her Master Spinner certification in 1976 and continues as an instructor in Spinning Certificate programs. Her involvement with fibres and natural dyes spans five decades, during which time her education was enriched through travels in Europe and Asia. Harriet teaches workshops in Canada and the US.

Marianne Broome, a full time artist and popular instructor, is known for her realistic paintings of flowers, impressionistic landscapes and her abstracted work. She has received numerous awards for her paintings in juried exhibitions. Marianne shares a wealth of information with her students through daily demonstrations and discussions. There is always lots of one-on-one assistance and encouragement at the student's own level while leaving the door open for individual creativity. www.naturesedgestudio.ca

October Browne has been playing guitar for more than 30 years and singing for 20. She has recorded four CD's on which she plays guitar, mandolin, cittern, bodhran and fiddle. Her composition "Waterford Girls" was chosen as the first track on the Borealis Records release "Six Strings North of the Border" in 2006. October can also be heard on compilations with artists such as George Michael and Bruce Cockburn. She has become known for her intimate, heartfelt guitar instrumentals, emotive singing, and is one of a small handful of women who play fingerstyle guitar professionally. October has played around the world in various musical capacities that range from musical director and band member, to accompanist and soloist. She has performed and toured with artists such as Oliver Schroer, Owen Pallett, Loretto Reid, Kirk Elliott, The Hidden Cameras, Madlove, The Harbord Trio, Cindy Thompson, Jamie Snider, Pat O'Gorman and Andy Stochansky, Anne Lederman, Brenna MacCrimmon and Laurel MacDonald. Recently October has been touring North America as a solo artist as well as in a duo with P.E.I. jazz singer Teresa Doyle, and with Celtic band 'Nollaig.' www.octoberbrowne.com

Andrew Bullock is a lifelong bead artist. Of Wampanoag roots, he has been creating unique works, drawing on traditional techniques for over 40 years. This award-winning craftsman was recently featured in "Reading Native Art" at Mt Kearsarge Indian Museum. A Trent University Alumni, he has facilitated Traditional Teachings and beading workshops at Trent University, University of Ontario Institution of Technology, and the Canadian Canoe Museum. He's been a faculty member at Haliburton School of Art + Design for several years. Andy's professional experience includes founding and being the past owner of, The Wandering Bull, Inc., a supply house featuring top quality beadwork, supplies, and reference material. He is a Founding Trustee and member of the Collections Committee with Mt Kearsarge Indian Museum, located in Warner NH. www.wanderingbull.com/dolls

Toni Caldarone is an artist, instructor and freelancer. She has been teaching children and adults since 2005, currently through Neilson Park Creative Centre in addition to Haliburton. Toni is a mixed-media expressive artist where her life's journey and her creative vision have allowed her the opportunity to translate her skills into hands-on experiences for her students. She sells her artwork through gallery exhibitions, art fairs, commissions and private sales. Her mission statement is: 'To encourage creativity through positive energies.'

Kate Carder-Thompson holds a Bachelor of Fine Arts from Concordia University and a Bachelor of Education from the University of Toronto. A former secondary school teacher, she has instructed courses and lectured at several public art galleries in South Western Ontario. Kate is a member of the Fibre Arts Certificate faculty at the Haliburton School of Art + Design, teaching fundamental sewing skills, project design and surface alteration techniques such as embroidery. Her recent artistic practice involves using embroidery as a means of disrupting the symbolically loaded patterns associated with specific cultures. www.katecarderthompson.wordpress.com

Chaka Chikodzi is a stone sculptor originally from Zimbabwe. Chaka describes his art practice as a survival technique and a form of translation, citing black experience as central to his expression. As an arts educator and activist, he has developed annual youth immersive arts programming that has received support from the Ontario Arts Council for seven consecutive years. Run under the banner "Out of the City", the program is a five-day intensive camp for new Canadian and immigrant youth that fosters cross-cultural exchange and encourages young people to build relationships through interdisciplinary exercises, centred around stone sculpture. In 2015, Chaka completed an international residency with Voti Thebe, regional director of the National Gallery of Zimbabwe, in Bulawayo, where he explored indigenous concepts of time and space in a globalized, postcolonial world. In 2016, he embarked on a second residency at Bronze Age, a design hub and foundry in Cape Town, South Africa. His current

sculpting project explores the meaning of the stone as a kind of nexus between geological time and human memory. He is also interested more broadly in the contemporary cultures of display and cultures of reception of Zimbabwean stone sculpture. He recently participated in two exhibits at the Agnes Etherington Art Centre in Kingston. www.chakachikodzi.com

John Climenhage has been painting, teaching, and exhibiting throughout Canada and the US since 1989. His studio practice and plein air landscapes experiment with postmodern approaches to abstract space, based on contemporary philosophy and quantum physics.

Albert Cote graduated from Brock University with BA degrees in Visual Arts and Education. His natural artistic abilities, imagination, visual arts background, and his experience in operating a quilt store for many years has served as a starting point for a very successful longarm and fibre arts career. He has many commissioned pieces in the Niagara area as well as a throughout Canada and the US. His innovative classes and trunk shows are an attraction for many people in the quilting world.

Andria Cowan Molyneaux is an award-winning interior decorator, designer, and certified ageing in place specialist. She is accredited by the National Association of Home Builders (NAHB) and Decorators & Designers Association of Canada (DDA Canada), and she is national chair of DDA Canada's board of directors. Her company, ACM Designs, specialises in interior decorating and design of lakeside homes, cottages and businesses in and around Haliburton County. www.acm-designs.com

Art Cunanan, born in the Philippines and educated at the University of Santo Tomas in Manila, emigrated to Canada in 1976. He works primarily in watercolour but also enjoys painting in oil and acrylic. The challenges and unpredictability of watercolour always surprises, making it his medium of choice. Art regularly conducts workshops across Canada, the US, and Europe. Most of his works are in private and corporate collections in Canada, the US, Australia, the Philippines, and Europe. Art is also an elected member of the prestigious Canadian Society of Painters in Watercolour. www.artbcunanan.com

Jay Dampf's classes attract both the curious beginner and the more experienced artist because he has an ability to create an atmosphere of infectious enthusiasm and relaxed, constructive learning. At present, he teaches 13 classes weekly in a variety of media, techniques and personal pursuits, as well as weekend seminars in drawing, painting, and drawing for woodcarvers. His reputation has recently earned him invitations to judge woodcarving shows, as well as the Award of Teaching Excellence from the Toronto Board of Education. Jay's art has won many awards in Canada and the US, and virtually all of his works are hanging on walls across North America. His artistic interests are as varied as his education and experience, which include the prestigious, specialized art program at Central Technical School, and George Brown College's Fine & Commercial Arts program, followed by several years in the advertising and design industry. Jay's interests in wildlife, art and archaeology have sparked extensive travels through Africa, South America and Europe. These sources of inspiration are reflected in his continuing artistic growth.

Philip Davis has been fascinated by musical instruments for a very long time. Early attempts at building an instrument of any kind were note-worthily bad. Probably because of this, he took it rather seriously and studied in Toronto, then London, England, and later Frankfurt, Germany to 'get it right'. Philip now sees instrument making as more of a personal exploration but can cover a wide range of techniques and strategies for finding the right personal musical goal. As a maker, he is represented by instruments and bows across Canada, the US, England, and Germany. He has maintained a professional practice of building and restoring since 1985 and has taught musical instrument construction since 1980 at OCAD University and since 1997 at the Haliburton School of Art + Design.

DeAnn deGrujter is a professional actress, theatre teacher, Arts & Education Consultant and Expressive Arts Facilitator. She holds an MFA in Theatre and Teaching and is a graduate of the Expressive Arts program at Haliburton School of Art + Design. DeAnn has performed at both Stratford and Shaw festivals as well as on stages large and small across Canada and abroad. She starred in the hit musical *Mamma Mia!* and in many productions at Toronto's Young People's Theatre. DeAnn worked in political satire at CBC radio comedy for many years and currently voices Mayor Goodway on the popular animated children's series, *Paw Patrol*. She has taught acting for young adults with the Canadian Opera Company, York University, Young People's Theatre, and various school boards throughout southern Ontario. She also runs The Pilot Project, a drama and expressive arts workshop program for seniors in the Greater Toronto Area, while advocating for Prescribing Arts in Healthcare. Her classes are all infused with mindfulness, emotional intelligence, and her signature sense of humour.

Carlos del Junco is one of those players whose music is so advanced that when it comes to awards, it's either retire the category or rephrase the question to "Best Harmonica Player Not Named Carlos". This includes two Gold Medals from the Hohner World Harmonica Championship in Trossingen, Germany, as well as multiple national awards. To say he plays the harmonica is like saying "Jimi Hendrix plays guitar". He blows the blues harp through a prism – suddenly it seems he's holding every colour in the musical rainbow right there in his hands. Carlos has been touring in Canada, the US and Europe for the last 15 years and has also taught extensively, both privately and small workshops. This will be a unique opportunity to learn from one of the world's best diatonic harmonica players. www.carlosdeljunco.com

Holly Dean acquired her artistic knowledge and skills through an amalgam of life experience, workshops, exploration, study, practice and extensive research and is, for the most part, self-taught. Now Holly teaches art workshops and courses in her Merrickville studio and on the road. Her friendly and nurturing teaching style encourages students to get in touch with their intuition and share in her joy of exploration and play in art. Holly's own art comes to life in layers of colour, texture and words. She finds inspiration in classical and fantasy literature, abbey ruins, ancient trees, and nature in all her aspects. Her paintings are often abstract, with great depth and mystery. www.hollydean.com

Glenn Diezel has been a busy timber framer since 1979 and runs a timber frame and woodworking company. A lifelong member of the Timber Framers Guild of North America, he has been involved with and has instructed at many of the guild's workshops and projects throughout Canada and the US.

Gary Diggins has maintained a private therapeutic practice for over three decades. His approach combines counselling with 'soundwork as soulwork'. He has taken his processes to African communities affected by conflict and, for the past two years, has been bringing the work to communities and institutions in Israel, such as Hebrew University. As a multi-instrumentalist, Gary has composed for film, recorded on dozens of projects, and performed internationally. He is currently also involved in the arts centre, Silence. His book, *Tuning the Eardrums*, has been published by Friesen Press. www.garydiggins.com

Judith Dingle is a full-time textile artist. Since 1978 her work has been exhibited in solo and group shows in Canada, the US, Europe, New Zealand, Japan, and Taiwan. She is well known for her architecturally scaled quilted wall hangings and textile constructions commissioned for residential and corporate interiors. Corporate clients include Seiko, Xerox, Rolex, Bristol Place Hotel, C-I-L, Extendicare, and a 15' x 8' silk donor quilt for the Yee Hong Wellness Foundation. Her work is also located in many public collections such as the Textile Museum of Canada in Toronto, the Claridge Bronfman Collection in Montreal and the National Museum of Civilization in Ottawa, as well as in private homes throughout the world. She has won acclaim and

awards for her work, including Canada Council and Ontario Arts Council awards and her flat and constructed quilts have been widely published in magazines and books such as *The Art Quilt* by Robert Shaw. Judith is a respected teacher and lecturer who has taught extensively for over 25 years and is known for providing a supportive atmosphere for development and exploration.

Suzi Dwor has a Master's in Art Education and has studied in the US, Paris, and Mexico. An accomplished artist and teacher, she taught Fibre Design at Buffalo State University and is currently working in a program called "Learning Through the Arts" in the Niagara public schools. Her students describe her as extremely creative, intuitive, knowledgeable, and energetic. Suzi makes paper of incredible colour and quality that is used for collage and three-dimensional works of art. She trained in paper-making and fibre design at Kent State, Ohio; Cleveland Institute of Art, Fleming College, and Buffalo State University. Suzi also runs workshops for Wellspring Cancer Centre and Niagara Mental Health, as well as private retreats. Her achievements are many and include juried exhibits and workshops at the Albright Knox Gallery, Buffalo; Canada Koffler Gallery, Toronto; Rodman Hall, St. Catharines, Jordan Art Gallery; 100 American Craftsmen, NY; as well as across the US and southern Ontario.

Todd Jeffrey Ellis received an arts diploma from Niagara College in 1970 and completed his degree at OCAD U, attaining his B. Des. He has worked extensively in various areas of the arts: teaching, directing, and set, prop, and furniture designing. His love of metalwork took hold when he discovered chasing, repoussé, and the moving of metal in 1995. Since that time he has studied at OCAD U, George Brown College, the Haliburton School of Art + Design and through extensive studies with such renowned masters as Lois Etherington Betteridge, Brian Clarke, Charles Lewton Brain, and Don Stuart. In 2000 Jeffery was awarded 'Best Holloware Award' in the Metal Arts Guild's 'Under Glass' Exhibition. In 2003 he participated in a group exhibition at Metalurge in Toronto, which showcased his expertise in the decorative form. He has taught at Niagara College, York University, Toronto Teacher's College, and the Haliburton School of Art + Design, and served on the executive of the Metal Arts Guild of Canada for seven years. In 2008 he was published in 500 Metal Vessels. In 2010 he had an exhibition with Susan Watson Ellis at the Ontario Craft Council Gallery and Jeffrey and Susan created the window display for the Guild Show during the 2010 Film Festival. www.silversmith.ca

Sandee Ewasiuk, a graduate of OCAD U, has participated in many group and solo exhibitions and her paintings can be found in corporate and private collections around the world. She currently divides her time between painting and teaching art at the Dundas Valley School of Art and The Art Gallery of Burlington. She recently spent a month in Thailand as an artist-in-residence, exploring painting and mixed media.

Andy Fabo is a Toronto artist, art critic, curator and art educator. He has exhibited nationally and internationally, including a retrospective at the Canadian Museum of Contemporary Canadian Art in 2005. He has published essays and reviews in Canadian periodicals (*Descant*, *Parachute*, *C Magazine*, *Fuse*) as well as numerous exhibition catalogues, and has taught at various universities (McMaster, Brock, York and University of Toronto) and the Toronto School of Art. His paintings and drawings are in museum collections across Canada and his videos, collaborations with Michael Balser, have shown globally and are in North American and European collections. www.visualaids.org

Michael Faherty was born in St. John's and continues to call Newfoundland his home, while his work, research and studies in ceramics have taken him across Canada and beyond. He earned a diploma in Visual Arts from College of the North Atlantic, a Bachelor of Fine Arts from NSCAD University, and a Master of Fine Arts from the University of Regina. Michael has previously taught sculpture and ceramics at NSCAD, University of Regina and Memorial University of Newfoundland, and worked as ceramics technician at Red Deer College. Spanning the past fifteen years, Michael's studio practice has explored diverse themes including

politics in art, interdisciplinary craft, and human and natural geography. In 2011 Faherty's work was recognized when he was a semi-finalist for the prestigious Sobey Art Award. Faherty was a finalist for the RBC Peoples' Choice award and won the Large Year Award from Visual Artists Newfoundland and Labrador in 2013.

Wendell Ferguson has penned several top 20 hits in the contemporary country field as well as some folk classics and his hilarious comedy songs. He is a six-time Canadian Country Music Association Guitar Player of the Year, Canadian Country Music Hall of Fame inductee, and Juno nominee. Wendell has travelled the globe and accompanied a veritable who's who in both the country field – George Fox, Duane Steele, Tommy Hunter, and the folk arena – Gordon Lightfoot, Quartette, Bob Snider, Cindy Church. He is one of the best-loved, most respected, and skilled guitar players in the country. www.wendellferguson.com

Margaret Ferraro's artwork includes pastel, oil, and acrylic painting and is rooted in traditional style while playing with some level of abstraction. An adventurous and always experimental use of colour are signature qualities of her work. Since 2008, she has led painting trips to central and South America, France, Italy, Spain, Costa Rica, and most recently, Peru. She has exhibited widely in the Ottawa area, as well as with the Pastel Society of Eastern Canada (Montreal), Pastel Artist of Canada (various locations across Canada, Toronto, Vancouver), the Pastel Society of America (New York City), and more. Margaret is a seasoned instructor of not only pastel, but also underpainting for pastel, and creativity courses on how to find your voice and progress as an artist. www.ferraro-art.com

Elisabeth Feryn is a freelance photographer specializing in documentary, portrait and publicity photography. She has worked with clients as diverse as Loreena McKennitt, Timothy Findley, the Stratford Festival Theatre, the Shaw Festival, and the Contemporary Art Forum Kitchener and Area (CAFKA). Her professional career also encompasses teaching digital photography, from beginners with their new cameras, to advanced techniques and digital workflow. She is a faculty member at Conestoga College where she teaches Portraiture in the Photography Certificate Program. In between teaching and commercial assignments Elisabeth pursues her own artistic practice. www.eferyn.com

Susan Fisher graduated from Concordia University with an Honours BFA and a post graduate diploma in Art Education. She then continued her education at Trent University where she achieved a Master's Degree specializing in First Nations Art History. From an early passion for printmaking and especially photography, she embraced the specialized techniques of encaustic painting, an ancient medium rediscovered and currently popular with a growing number of artists. She has had numerous solo shows in the Peterborough area including a major solo show at the Art Gallery of Peterborough. Her work has been juried into a prestigious show in Sagami-hara, Japan and has also been shown in Denver, Co. She is represented by Soho Myriad Gallery, Atlanta and Ethel Curry Gallery, Haliburton. www.fisherencaustic.com

Fly Freeman trained as a sculptor in Scotland, where she started her career as a stone carver, carving everything from gargoyles, to gravestones and large-scale public commissions in granite. A move to Canada mid-career led to a radical shift in her sculptural practice: carving has been joined by construction as a sculptural method, and wood and other media are now worked alongside the stone. www.flyfreeman.com

April Gates is a full time ceramic artist and educator. After colourful and long meanderings in travel, work and education, she finally answered the call to study ceramics. A lifelong background in image making married a concern for function and ritual ~ and Blackbird Pottery was born. April's graphic and illustrative work has been nationally exhibited, collected and published. Her current obsession is to marvel the endless potential of the ceramic surface. As a facilitator, April is passionate about helping others to find their voice through artistic explorations. www.blackbirdpottery.ca

Kelly Gauthier, at an early age, came to understand the essence of art, its amazing potential, and it's the ability to heal. With a passion for photography and an innate desire to help others, she obtained an Honours B.A. in Still Photography and an Honours Diploma in Art Therapy. Before obtaining her Diploma in Art Therapy, Kelly owned and operated CAMP CAMERA, a photography camp for children. It was this experience that led her to further her education and combine her passion for photography and desire to help others into a now successful art and photo therapy practice. She has also spent several years working with clients in child care facilities, schools, multidisciplinary centres, and hospitals. She has worked extensively with children, adolescents, adults, and families, helping many recognize the gifts they possess and the potential life holds.

Sherrill Girard, CSPWC, is a visual artist and instructor working in the mediums of watercolour, mixed media, and photography. She has participated in numerous juried, group and solo shows, both national and international, including England, France, Japan and China. An award-winning painter, her work hangs in many Canadian and international collections. Sherrill is a painting instructor at Visual Arts Mississauga, and the Mississauga Senior's Centre, and has a long career of teaching, demonstrating, speaking, and jurying for art societies in Quebec, Ontario, and Japan.

Benjamin Glatt has his Master's of Education from Marlboro College, Vermont. A self-taught copper enamellist, he has been working in the field for ten years and teaching for four. Benjamin's work is imaginative and experimental; his enthusiasm for the creative process lends itself to a unique body of work.

Eve Goldberg is a compelling songwriter and interpreter whose music spans folk, blues, country, swing, bluegrass, and more. Known for her watercolour voice and solid guitar style, she is a favourite at festivals and concert series across North America, and she has released three albums to widespread acclaim. She is currently performing with the duo Gathering Sparks. Eve is a much sought-after music teacher and leads workshops on guitar, ukulele, singing, and songwriting with an emphasis on making music for the joy of it. She believes that everyone can make music and in her teaching she strives to create a fun, supportive environment for students to learn and grow. www.evegoldberg.com

V. Jane Gordon, works with a wide variety of media in installation contexts and hybrid works in galleries and communities. She has an undergraduate degree in Art History from Queen's University and a Master's degree with a studio major in painting and drawing, as well as a specialty in arts education from the Fine Art Department at Sir George Williams University (now Concordia). As an artist and curator, she has mounted over 100 exhibitions and has work in a number of public collections in Canada and Europe, as well as many private collections. She has authored gallery-based publications collected in the National Archive as well as *The Artist's Inquiry Book*, *40 years of Critical Writing Vol 1 and Vol 2* and *The Leg Book*, published by Independent Art Inquiries. V. Jane is a frequent recipient of grants and the winner of the Woman of the Year in the Arts award and the Hamilton Arts Award medal. She is a honorary lifetime member of Hamilton Artists Inc. and received the Olympic 88 Government of Canada certificate for community contributions in the arts. She has been a faculty member of Dundas Valley School of Art and Sir Sandford Fleming College, Haliburton School of Art + Design for more than 20 years. V. Jane's current projects employ haptic systems to manipulate narrative tropes across time and through a variety of media. www.vjanegordon.com

Catherine Graham is an award-winning writer and author of five poetry collections including *Her Red Hair Rises with the Wings of Insects*, a finalist for the Raymond Souster Poetry Award and the Canadian Authors Association Award. Winner of the International Festival of Authors' Poetry NOW competition and an Excellence in Teaching Award at the University of Toronto, her work is anthologized in *The Field Day Anthology of Irish Writing, Vol. IV*

& V and *The White Page: Twentieth Century Irish Women Poets*. Her work has appeared in *The Fiddlehead*, *Poetry Ireland Review*, *Poetry Daily*, *Joyland*, *The Malahat Review*, *The New Quarterly*, *CBC Books*, and elsewhere. Her sixth poetry collection will appear in 2017 as will her first novel, *Quarry*. www.catherinegraham.com

Kevin Graham is a cabinetmaker with a strong belief that it's important to take the time to do it right the first time. Kevin creates many styles of furniture using traditional joinery and quality finishing. Examples range from Canadiana formal and primitive to Mission and Quebec painted furnishings. His abilities span rustic traditional to ultra-contemporary; creating unique one-of-a-kind designs. He has had images of his furniture in *Century Homes* as well as *Homes and Cottages* magazines. A completed kitchen was featured as part of Canada Blooms. He has had commissions for his work from the North West Territories to Nova Scotia. Now, with over forty years of professional experience, he still has that excitement and passion for every new piece of furniture he creates. After all, furniture is an investment and should be of superior quality and design.

Mathieu Grodet strives to generate viewer consideration and contemplation. His work is infused with these same elements and, for him, the process that leads to the object and the object itself are of equal importance. His work is more than aesthetically pleasing from a design perspective. It makes a statement, sometimes figuratively and sometimes literally. He marries form, function and decoration in a unique manner that provokes discussion and often inspires debate. Mathieu has taught a variety of workshops in France and Canada on flame working beads and small sculpture, as well as hot studio blowing. www.mathieugrodet.com

Gunnel Hag studied textile design in Sweden and England. Her studio, Trees Textile Designers and Printers produces fabrics for film and theatre productions. She taught in the Textile Studio at Sheridan College for 12 years and has been a visiting lecturer at the National Institute of Design in Ahmadabad, India. Her fabrics have been represented at International Design exhibitions and she has received many grants and awards for her work. Gunnel has published two books: *Creating Texture* and *Creating Texture: Soft Texture*. www.colourvie.com and gunnelhag.blogspot.ca

Edward Hagedorn, MA, RP, DTATI, OATR, worked as a visual artist and teacher before training at the Toronto Art Therapy Institute and completing his Master's Degree in Expressive Therapy at Lesley University in Cambridge, Massachusetts. Ed is a Registered Art Therapist with the Ontario Art Therapy Association and is a Registered Psychotherapist with the College of Registered Psychotherapists of Ontario. For the past 28 years, he has been supplying expressive arts therapeutic services through his private practice Artreach. Additionally, he maintains on-going clinical involvement with the Therapeutic Family Care of Cobourg, private child treatment programs, and various Children's Aid Societies. Since 2004 Ed has been training in Dyadic-Developmental Psychotherapy (attachment therapy) and has endeavoured to merge this new treatment approach with expressive arts therapy. Although time is limited, he continues to produce visual art in his home studio. www.edwardhagedorn.ca

Wendy Hardy's love of lettering began in a high school art class. With a BA in Literature from the University of Guelph, lettering was a natural progression as an artistic expression of her love of words. Since 1983, she has continued her calligraphic journey with local and international workshops and instructors. Wendy has been involved with the Royal City Calligraphy Guild for 16 years, with five of those as president. Through her current business, My Personal Scribe, she takes commissions for certificates, poems, quotes, and mailings.

Jeff Helmes began bladesmithing in 2003, working out of a primitive hand-built forge in his backyard. A graduate of Fleming College's Artist Blacksmith program, Jeff has pursued blacksmithing and bladesmithing full time since 2004. He is currently self-employed as a full-time swordsmith.

Thomas Hendry is a visual artist and educator. His work has been included in numerous exhibitions within and outside the Toronto area. His principal medium is drawing and his primary focus is on the richness and complexity of the human form. He is a graduate with Honours of the University of Guelph and Ontario College of Art and is a recipient of an OCA medal. Thomas has been active as an art instructor for over 15 years. thomasdrawn.tumblr.com

Wayne Hill, a lifelong woodcarver and musician, has carved over 350 totem poles and masks. He has been the recipient of many carving awards, along with Jimi McKee, including First Prize – 1998 Isle Morada Art Show, Florida and Second Prize – The Best in North America, 1999 Key West Old Island Days, and Lifetime Achievement Award, 1996 from Andy Mitchell, MP, Gravenhurst. He created a collection of totem poles and a massive arch for the Bass Pro Shop in the Vaughn Mills Mall and a totem pole for the city of Orillia featured in the Orillia Opera House. He has also served on the board of directors for the Muskoka Arts Guild. www.totempolecarving.webs.com

Kal Honey is an award-winning graduate of OCAD. His work in painting, assemblage, and collage encompasses bold graphics, subtle patterns, text and wordplay. Recent exhibitions include Queen West Art Crawl, Art Square Cafe and RAW Toronto. As an instructor, Kal likes to create a learning environment that is as supportive as it is adventurous. He teaches in diploma, certificate and summer programs at Haliburton, including VCAD and Independent Studio Practice; regularly at Neilson Park Creative Centre and Visual Arts Mississauga, as well as leading workshops, giving lectures and jurying exhibitions throughout Ontario. www.kalhoney.ca

Heidi Hudspeth achieved her BFA from McMaster University. She became enthralled with fibre arts while later studying at the Alberta College of Art and achieving Fleming College's Fibre Arts Certificate. The tactile and sculptural nature of felt has been a constant source of inspiration ever since. More recently, Heidi completed a three-year apprenticeship as a chocolatier with Joanne Mogridge of Cocoa West Chocolates. She continues to enjoy working in both the fibre and culinary arts.

Ken Hussey, Ward World Champion in the Contemporary Antique Decoy category, has been carving duck decoys since 1982. Armed with a Mechanical Engineering diploma and further studies in graphic design, he enjoyed a varied career that culminated in many years as a graphic design instructor. He began carving decoys when, as an avid hunter, he noticed how much better wooden decoys performed than plastic ones. His efforts started with working decoys, progressed to decorative, and evolved into what would become the contemporary antique category of decoys. Ken has firmly established a reputation for excellence and is a sought-after instructor.

Marika Ince is an artist, educator, and Expressive Arts Practitioner with 30 years of experience in creativity and learning. A graduate of the Expressive Arts program at Fleming College, she has also studied at the CREATE Institute in Toronto and the Canadian Association of Child and Play Therapy. She holds an M.Ed. in Adult Education and Community Development, as well as an Honours Degree in Psychology. Marika believes that the ability to be creative is inherent in every human being and that our creative expression is directly linked to our sense of well-being and satisfaction with life. www.expressivetransitions.ca

Mary Intven Wallace began painting after her first trip to Algonquin Park almost 50 years ago. Inspired by the Group of Seven, Mary's enduring enthusiasm for Canada's landscape continues to flourish. Her vibrant paintings and landscape illustrations grace public and private collections around the world, winning awards such as the International White Raven Award and the National Outdoor Book Award. Mary is a longstanding HSAD faculty member and is honoured by Western University's Award

for Excellence in Education and CSEA's Excellence in Canadian Art Education Award. In 2017 the YMCA of Western Ontario recognized Mary as a 'Woman of Excellence' in the Arts, Culture, Education & Training category for her community contributions as an acclaimed artist, beloved teacher, and talented author. www.facebook.com/maryintvenwallaceartist

Ljubomir Ivankovic comes from the tradition of European schools of fine arts. Through his 40-year career, he has become a devoted professional and has learned to enrich his art with his personal sensitivity. Ljubomir's current art practice is primarily dedicated to oil painting. He majestically paints human bodies and portraits, landscapes, still life, and interiors, bestowing a surreal quality upon the finished work. Elegant and balanced composition, voluminous forms, a very rich palette, and the predominant role he gives to light are all part of his artistic signature. www.ljubomir.com/

Louise Jackson has been a spinner and dyer for 30 years. She earned her Master Spinner/Dyer Certificate from Georgian College in 1996. She has enjoyed teaching fleece preparation and spinning basics, demonstrating at fall fairs and historical society events, as well as conducting spinning and nature dyeing workshops. For the past ten years, Louise has been a class technician, dyeing instructor and has assisted in coordinating the OHS Spinning Certificate Program at Haliburton School of Art + Design.

Sayward Johnson, a graduate of Nova Scotia College of Art and Design, creates her textile-based works with hand-woven and hand-knitted copper wire. She explores her fascination with fabrics and sculptures that adhere to the laws of metalsmithing as well as those of textiles and furthermore, present traditional textile patterns in unexpected contexts. An active member of the Enriched Bread Artists collective in Ottawa, she teaches workshops regularly in the Ottawa and Outaouais regions. Sayward has exhibited across Canada and sold her work to private collectors in the US, Canada, and Europe. In 2016 her work was added to the City of Ottawa's collection. www.saywardjohnson.com

Ralph Johnston learned to weave in his teens and has his Honours Associateship in Textile Design from the Scottish College of Textiles. He is the co-author of *Sashes, Straps and Bands*, a book on weaving warp-faced twill bands. A skilled instructor, he teaches a wide variety of weaving, but among his current interests are ceintures fléchées (traditional voyageur sashes), loom maintenance and eight harness weaving.

Gord Jones returned to his greatest love, watercolour, after experiencing many different media such as oils, pastels, acrylics, and egg tempera. Believing that visual communication speaks most clearly, his interpretations nonetheless leave room for the viewer to explore and most importantly, participate in the conversation. He focuses on using familiar life as subject matter while commenting on the everyday aesthetic of nature and how light describes its many forms. Gord is an elected member of the Canadian Society of Painters in Watercolour, the Society of Canadian Artists, the Niagara Frontier Watercolour Society, the East Central Ontario Art Association, the Haliburton Arts Council, the Rails End Gallery, and is Ontario's representative of the International Watercolour Society. He is represented by various galleries, participates in selected exhibitions throughout the year, and conducts workshops throughout Canada and the US.

Michele Karch Ackerman is a nationally recognized contemporary artist whose installations are known for inspiring viewers with their provocative and touching subject matter and aesthetics. A graduate of the Ontario College of Art and Design, her installations have been shown in over forty solo exhibitions at public galleries across Canada, including a retrospective at The Tom Thomson Gallery and the launch of her newest exhibition, "Bluebird Dress Factory" in partnership with the Royal Ontario Museum, Campbell House Museum and the Tom Thomson

Gallery. She has been the recipient of numerous awards from the Ontario Arts Council and Canada Council, awarded residencies throughout Canada and has received national media coverage. Michele has taught for over twenty years at the Haliburton School of Art + Design where her teaching is widely recognized for its innovative and motivational style.

Ibi Kaslik is an internationally published novelist, freelance writer, editor, and teacher. Her most recent novel, *The Angel Riots*, is a rock n' roll comic-tragedy and was nominated for Ontario's Trillium award in 2009. Her first novel, *Skinny*, was a New York Times Bestseller, was nominated for the Best Young Adult novel of the year by the Canadian Library Association (2004), as well as the Borders' Original Voices Award for Young Adult Novel (2006). *Skinny* has also been published in numerous countries. Ibi teaches creative writing at The University of Toronto's School of Continuing Studies and works as an arts educator. She has helped write, mentor and publish award-winning books for Inhabit Media, an independent Arctic publisher, based in Iqaluit and Toronto. She has a Masters in English literature and Creative Writing from Concordia University and travels to the Arctic from time to time.

Kim-Lee Kho is a multidisciplinary visual artist and designer, working in drawing, painting, sculpture, video, installation, performance, and photo-digital mixed media. She has participated in exhibitions, residencies and mentorships in Ontario, Alberta and BC, and been awarded grants by the Ontario Arts Council. An active exhibitor, in 2015 Kim-Lee had a solo show, *Chains Unlinked*, at the Art Gallery of Mississauga and was a featured artist with large-scale installations in the 2016 In Situ arts festival in Port Credit, as well as showing new paintings and large-format digital mixed media prints in two Toronto shows in 2017. She teaches at the Haliburton School of Art +Design, Neilson Park Creative Centre in Etobicoke, Visual Arts Mississauga, as well as conducting workshops, speaking, and jurying at the invitation of groups in Ontario. www.kimleekho.ca www.kimleekho.ca

Harold Klunder graduated from Central Technical School in Toronto in 1964 and began to paint professionally in 1970. Since then, he has taught and lectured at many universities and art schools across Canada, the US, and South East Asia, including Ontario College of Art and Design, Queen's University, University of Lethbridge, and Toronto School of Art. His work has been shown extensively throughout North America as well as in numerous international solo and group exhibitions in Europe, Asia and South America. Harold's work is in many public and private collections including the National Gallery of Canada, Art Gallery of Ontario, Musée de Contemporain, Montreal and the McMichael Canadian Art Collection. He is represented by the Clint Roenisch Gallery, Toronto, and Trepanier Baer Gallery, Calgary. He was elected to the Royal Canadian Academy in 1983.

Dagmar Kovar works primarily in fibres, with her creations also incorporating drawing. In fibre, she creates sculptural works, hangings, and installations. In drawing, she explores roots of creativity and the human mind. Above all, Dagmar's work explores how we connect to the world. She has exhibited across Canada, the US, Europe, and China; received a number of government grants in support of her work; and her work is represented in private and public collections. For more than a decade, she has been teaching various art techniques as well as giving lectures and presentations on topics of creativity and connections with materials and methods. Since 2012 she has focused primarily on the exploration of sources of creativity through the technique of "drawing with intuition", collecting valuable content and experiences to include in her work and teaching. www.dagmarkovar.com

Andrew Kuntz is a renowned Canadian glass artist whose work has been widely praised for its classical grace, contemporary simplicity, and vibrancy of colour. In addition to winning a number of significant awards, his pieces have been extensively exhibited around the globe, including at the Canadian Embassy in Washington, D.C.; Pilkington, Sheffield, and Oxford Museums in England; the Galerie Art et Creation in Lyon, France; Tai Pei Fine

Art Museum; the Hong Kong Museum of Art; and the Museum of Contemporary Craft in New York. Andrew's privately owned work is represented in numerous domestic and international collections, including gifts to the Premier of China and Prime Minister of Ireland from the Canadian government, installed work at the Palace of Prince Faisal bin al Saud in Riyadh, Saudi Arabia, and the US Ambassador to Canada. Andrew trained in blown and sculptural glass at Sheridan College School of Design from 1977 to 1980. Since that time, he has been a resident artist at Harbourfront Glass Studio in Toronto, has taught at Alberta College of Art and Sheridan College, and has participated in numerous workshops and exhibitions throughout the world. He is a founding member of the Glen Williams Glass Cooperative in Glen Williams, Ontario.

Wendy Ladurantaye has enjoyed an eclectic art journey. After graduating from Sheridan College in general fine arts, she studied the glass medium under Jim Schnick and Clark Guettel and joined the faculty of the Haliburton School of Art + Design over 30 years ago. Her commissioned glass has found homes world-wide, with her favourites being the church windows installed in St. George's Anglican Church, Haliburton, and St. Margaret's Anglican Church, Wilberforce, Ontario. Wendy developed strong solution focused problem-solving skills, and enjoys supportive teaching techniques which build upon the learner's strengths. She has found inspiration in many of her successful students, as well as her mentor, Mary Intven Wallace, fellow author and paint media artist. Wendy believes strongly in the journey and the importance of making time to discover joy in the process of art-making in any media.

Lori Le Mare has been teaching various aspects of painting since 1990. Her skills include marbling, wood graining, polished plaster, gilding, painted ornament, trompe l'oeil, and figurative work. Her restoration work is in museums such as the Osgoode Hall/Law Society, Don Jail Museum, and Casa Loma in Toronto, Dundurn Castle, Battlefield Museum, Fieldcote Museum, Whitehern Museum, and Castle Kilbride in Baden Ontario. She has taught throughout Canada and the US as well as in France, Italy, Spain and Beijing. Lori has held annual mural painting projects in Europe at Fattoria di Fubbiano, Tuscany and San Jeroni La Murtra Monastery in Spain. She is also a professional aerialist and still walker and is artistic director of Hamilton Aerial Group (HAG). She produces theatrical aerial dance performances and cabarets. Lori is the recipient of the 2017 City of Hamilton Arts Award. www.lorilemarestudio.com

Julia Lee is a graduate of the 1994-2000 OHS Spinning Certificate Program offered at the Haliburton School of Art + Design and is a course coordinator for the 2014-2020 OHS Spinning Certificate Program. Julia runs her own custom spinning business in Toronto: *Provenance Yarns* and *Textiles*. When designing her wearable textiles, Julia interprets a visual image, or sometimes a sentiment, to create a garment that will bring pleasure to the wearer and the viewer. Colour, texture, source, and functionality are primary motivations when creating yarns and fabric. Julia likes her pieces to be noticed, while still being practical and durable. When not spinning and knitting, Julia is a writer, runner, singer, and arts administrator.

John Leonard is a Toronto-based painter. He is a graduate of Fleming College, OCAD and a member of the Royal Canadian Academy. John has taught at many of Ontario's universities and art schools including OCAD, University of Toronto, York University and others. He has been in almost 400 exhibitions including public galleries throughout Canada as well as internationally in Spain, France, Portugal, Holland, Brazil and the US. His work is held in over 40 public galleries and corporate collections including the National Gallery, Ontario Arts Council, Ministry of Culture and Recreation, Art Gallery of Algoma, Art Gallery of Sarnia, Art Gallery of Lindsay, Station Gallery (Whitby), CBS Records – New York and the Canada Development Corp.

Bruce Lepper came to carving wildfowl in 1986, after a career as an advertising art director and graphic designer. Since he began competing in 1987, he has won numerous ribbons including many Best of Shows in Canada and the US. In 2003 he placed second in World Decorative Miniature Wildfowl and Best in Masters Decorative Life-size Wildfowl at the Ward World Championship in Ocean City, Md. In April 2010 he won the John Scheeler Memorial Award which is the highest award in wildfowl carving, referred to as Best in World. He is a respected judge and teacher of bird carving and has work in many collections in Canada and the US. He shows his work annually at the prestigious Waterfowl Festival in Easton, Maryland.

Michael Letki has been making jewellery for over 40 years. After graduating from art school in England, he came to Canada where he and partner Paula Letki operated the jewellery studio Letki Designs for over 20 years. Michael has taught at Sheridan and Mohawk Colleges and was involved in the training of many apprentices through his own studio, many of whom went on to be successful artists/jewellers. He has been teaching at the Haliburton School of Art + Design for over 25 years. Michael has received several awards for his work, notably from the Ontario Arts Council and the International Gold Corporation. He has also held the position of studio advisor for Sheridan College and Harbourfront Craft Studios. Currently, he is pursuing his arts interests in image making and jewellery making.

Jane Lewis has been leading vocal groups since 2008, from “finding your voice” and “how to sing harmony by ear” workshops to various choirs and community singing events. As a singer-songwriter, she is often compared to Carole King, playing piano-based music that draws on her strength as a lyricist and singer. She performs as a solo artist and with the folk duo Gathering Sparks (with Eve Goldberg), nominated for a 2014 Canadian Folk Music Award for Vocal Group of the Year. Jane has released two recordings of original music and singing harmony remains her favourite thing to do and teach. www.janelewis.ca

Geordie Lishman graduated the Vancouver Film School with a degree in Computer Animation. Painting is also part of his artistic development, but metal has become his passion and practice. Geordie worked together with his father, William Lishman, creating several metal works; notably the Max Tanenbaum Sculpture Garden at Princess Margaret Hospital in Toronto, the Tolton Bear Dog for the 1999 Royal Winter Fair, a permanent sculpture for the Halifax Environmental Centre, and a fountain for the Ajax Municipal Building. By 2005, he had established his metalworking studio and launched his career as a metal sculptor. Geordie has been commissioned to create pieces as small as a tabletop ornament and as large as a life-sized ‘Transformer’, constructed of full-sized cars.

Diane Lopez is interested in the exploration of movement as an act of full awareness. The aesthetics and subject matter of her work are informed by her heritage, interest in ritual history, and curiosity of material and texture. Her multidisciplinary work is often site-specific or installation based. Born and raised in Mexico, she holds a BFA from Emily Carr University. She has produced and presented exhibitions, films, and multidisciplinary performances across Ontario and in France. www.dianalopezsoto.com

Ramune Luminaire attended both Central St. Martins and Camberwell College of Art in London, England and has an honours degree from the University of the Arts, London. Her work has been exhibited in public galleries and museums in Quebec, Ontario, England, Italy and Norway. While her current media are drawing, sculpture, installation and writing, she is also engaged in projects that explore the nature of creativity and creative dialogue. www.ramuneluminaire.com

Brenna MacCrimmon took up the ukulele in 2009 and now rarely leaves home without it. Her musical adventures began over 30 years ago when she set out to study the music of Turkey and the Balkans. Since that time she has performed in Turkey and abroad with Selim Sesler (trad Turkish Gypsy), Muammer Ketencoglu (trad Balkan) and psychedelic Turkish rock group Baba Zula, as well as numerous ensembles in the US and Canada. She has also

toured Europe with Balkan beat DJ Shantel and the Bucovina Club Orkestra. Brenna has recorded with the above musicians and has appeared as a guest on many albums and film soundtracks in Canada, the US, and Europe. In 2010, she found herself in Moscow as a member of the cast of Bobble with Bobby McFerrin. More recently in Toronto, she performs with Juno and CFMA nominated Turkwaz, sings with ragtime pianist Bill Westcott and runs regular ukulele sessions in her downtown studio. The proud recipient of a 2015 Chalmers Fellowship, she is slowing chipping away at a new album and art project based in part on the experiences the fellowship afforded her. www.greengoatmusic.ca

Susan MacDonald has achieved international recognition as a multi discipline artist. Her unique creations are now available in some of Toronto's most exclusive fashion houses, and she is a featured artist at the Craft Ontario Shop (formerly the Guild Shop). www.suemacdesigns.com

Andrzej Maciejewski has worked as a professional artist for more than 30 years, including experience in commercial photography and art education. He has published four books *Bread, Toronto Parks, After Notman* and *Garden of Eden*. Andrzej's work has also appeared in numerous magazines and can be found in several public and private collections including National Gallery of Canada, McCord Museum of Canadian History, Museum fur Kunst und Kulturgeschichte (Dortmund, Germany) or Preus Museum (Horten, Norway). He has exhibited his photographs in Canada, USA, UK, Germany, Finland, Norway, Latvia, Poland and Uganda and is the recipient of numerous awards, including Canada Council and Ontario Arts Council grants.

Putzy Madronich is a professional visual artist and educator. She studied at McMaster University, Fleming College, and Ecole France Langue Paris. She teaches in the Niagara area, including working with outreach organizations delivering arts programming that promotes healing and wellness (drug and alcohol addiction, survivors of cancer, sexual assault, brain injury, mental health, teens at risk, and the homeless). Putzy has also been a consultant and artist educator for the Royal Conservatory's Learning through the Arts Program, creating and delivering arts-based lessons and introducing innovative learning strategies to enhance curriculum. Her artwork is primarily in watercolour, mixed media, acrylic, and collage but she also enjoys mono-printing, painting floor cloths, encaustics, jewellery making, and alcohol inks. Her work explodes with intense colour, is generously textured, and is largely inspired by her travels in Europe, North Africa, and South East Asia. Visit her on Facebook at Putzy Madronich.

Matthew Mancini attended the Ontario College of Art and Design from 2001 to 2003 but left to pursue a more classical realist approach that led him to delve into a six-year study of the techniques used in the 19th Century ateliers of Paris, France. In addition to perfecting them in his own work, Matthew regularly teaches the principles and methods of classical realism in drawing and oil painting. www.matthewmanciniart.com

Kielyn Marrone is a naturalist, artisan, and adventurer. She lives with her husband Dave in a 14 x 16 canvas tent on their remotely accessible property in the heart of the La Cloches Mountains in northern Ontario. Kielyn and Dave run the small business, *Lure of the North*. Their focus is boreal traditional winter travel, crafts and skills. They teach handcrafting workshops across Ontario in the spring, summer and fall. In the winter they take adults out on snowshoeing expeditions, from 3 to 18 days in length, using all of the traditional clothing and gear they make themselves. www.lureofthenorth.com

Janine Marson is a graduate of the Design Art Program at Georgian College and received a BA Fine Art from the University of Guelph. Her 25-year career has established a strong sense of direction, garnered several exhibitions and awards, and has provided the opportunity to influence hundreds of students with her calm, encouraging spirit. Janine is one of the muralists for The Group of Seven Outdoor Gallery in Huntsville and is very active within the dynamic Muskoka art community. www.janinemarson.com

Doug Mason's observations of waterfowl in marshes and fields provide the inspiration and background for his wildfowl sculptures. He designed his first carvings as functional hunting decoys in his late teens. His artistry soon vaulted him into competing in the major Canadian and US competitions where he has been successful at all levels and, for the last six years, competes at the Masters level. Doug's accomplishments include Best in Show awards at the North American, Canadian National, and Ward World Championships, culminating with a 3rd place in World Floating Pairs in 2009. Over the last five years Doug has been part of the judging fraternity at the Ward World Waterfowl Carving Championships in Ocean City, Maryland. In 2009 he was accepted to display his waterfowl sculptures at the prestigious Easton Waterfowl Festival. He has had numerous publications in *Wildfowl Carving Magazine* and has also appeared many times in the *Wildfowl Carving and Collecting* calendar.

Melanie Matthews followed her studies of painting and drawing at Dawson College with the achievement of a BFA (with distinction) in Studio Art from Concordia University. She shares her time between her prolific personal art practice and an ever-expanding teaching schedule. Melanie has been Working Artist for the Province of Quebec for Golden Artist Colors since 2002 and is invited to lecture, offer workshops, and teach classes for many venues and art organizations, including the Visual Arts Centre, Dawson College, Concordia University, The Montreal Museum of Fine Arts, and the Canadian Society of Artists. She instructs on a wide spectrum of topics including methods and materials of acrylic painting, acrylic encaustic techniques, monoprinting, bigger is better, (large scale image making) painting on plexi, essential acrylics, mixed media, digital mixed media, contemporary water media, creative colour mixing, image transfer, and more.

Helen McCusker is a practicing artist with more than 35 years of experience. A graduate of the Sheridan College Illustration Program, Helen has worked for publishers such as Addison-Wesley, Holt Rinehart & Winston, Nelson's and TVOntario. She has work in private collections both nationally and internationally and regularly exhibits in solo, juried and group exhibitions. Helen has been an art instructor for over 15 years, specializing in drawing and painting from the figure, paper engineering and paper sculpture. She has taught classes throughout the GTA and has been invited to lead workshops at the English Language Festival at Bishops University in Sherbrooke, QC. Helen's teaching is based on a solid understanding of drawing and design principles and personal attention to each student. She is enthusiastic about helping students discover their potential and encouraging artistic exploration. eaglewoodstudios.blogspot.ca/

Robin McGauley is a spiritual director, retreat leader and artist. She is a graduate of Fleming College's Expressive Arts Certificate program and trained with Lauren Artress to become a Veriditas Certified Labyrinth Facilitator. She was Program Director at Five Oaks Education and Retreat Centre for nine years where she created and facilitated a wide variety of experiences – from team building sessions with staff groups, reconciliation events for indigenous and non-indigenous people, silent retreats and leadership development courses. She has also led numerous workshops and training events on the labyrinth across Ontario. Robin was hired as a consultant on two research projects conducted by the Schlegel-UW Research Institute for Aging to explore the labyrinth with seniors in long-term care facilities. As an artist, she has created over a dozen large canvas labyrinths for groups and organizations who wish to use this meditative tool to promote wellness, personal awareness and mindfulness with a variety of populations. www.robinmcsauley.com

Lesley McNally completed her Bachelor of Design Honours Degree in ceramics and printmaking at Dundee University, Scotland. For the first eight years of her career, she worked as a full-time, professional ceramic artist producing both functional and decorative ceramics for galleries throughout the UK. In 2004 she immigrated to Canada where she continued her studio practice. Since arriving in Canada, Lesley developed her unique style of stretched slab hand-built paperclay sculptures and vessels which

contain a rich depth of surface texture. Incorporating her print-making skills, she has also developed a highly tactile surface using coloured porcelain slips, underglazes and a monoprint technique. Lesley has been the recipient of numerous prestigious awards and grants and exhibits her work nationally and internationally. www.lesleymcnally.com

Marg McIntyre's paintings are exhibited all over the world and are based upon her experiences in the Caribbean and her life in Ontario. Recently retired teacher certified by the Ontario College of Teachers and is affectionately known as 'Mrs. Mac' by thousands of children and fellow teachers that she has taught to draw and paint in the schools of Hastings and Prince Edward District School Board. Her popular, simple step-by-step instruction style is easy to follow and has enabled her students to produce beautiful pieces of artwork in a short period of time. Marg works in all media, but her passion is watercolour and pencil. Gordon MacKenzie, Marilyn Coulter and the late Jack Reid have been very influential in the development of her personal style. www.margmcintyre.com

Julie McIntyre has an undergraduate degree and diploma in social work and psychology, and has completed graduate studies in alternative dispute resolution, visual arts, art therapy and expressive arts. After a 35 year career as a social worker, she is currently in private practice as an Art Therapist. She has been the Coordinator of Fleming College's Expressive Arts Graduate Certificate program since 2015, as well as a faculty member of Haliburton School of Art + Design. As a SoulCollage® Facilitator she leads retreats to help others develop a personal spiritual practice through the arts. Her passion and experience in grief, bereavement and palliative care, abuse, neglect, trauma, and mental health has led her to develop and facilitate programs for all ages and abilities. An enthusiastic wish to make the world a little brighter through art has led her to develop programs in Haiti post-earthquake, Kelowna, BC in a homeless shelter, and Liberia to support children impacted by the Ebola virus. A multi-modal artist herself, she is passionate about the power of the arts to promote integrated health and wellness.

Maureen McKay studied concert harp with Judy Loman and Marie Lorcini and was harpist with the North York Symphony. She is a faculty member at the Royal Conservatory of Music, where she has taught classical and Celtic harp full-time since 1980. Since 1993 she has been a harp examiner for the RCM and was senior contributor for the 2009 (current) Syllabus, which establishes grade level requirements for harp students throughout Canada. Maureen developed the Celtic harp program at the Gaelic College in Cape Breton where she taught for many years. She applies her M.Sc. (Human Physiology, U. of T.) to bring the added dimension of ergonomic awareness to harp playing, incorporating injury prevention with skill development. Maureen enjoys working with students of all ages and levels of harp playing. www.clarsach.ca

John McKinnon is a very diverse, active and involved artist. With a Certificate in Commercial Art and a Fine Arts Diploma from Kootenay School of Art, a BFA from Notre Dame University, and studies in Advanced Serigraphy and Sculpture from the Alberta College of Art, he has a solid academic foundation upon which he has based his evolution as an artist. A reputed sculptor, John has been selected for major commissions and repeatedly sought as an instructor all across Canada. An exhibiting artist since 1974, he has had his work shown both nationally and internationally. www.johnmckinnon.ca

John McQuade is a founder of Miksang Contemplative Photography and the founder and co-director of Nalanda Miksang International (www.miksang.org). Miksang is a Tibetan word that translates as "good eye". Miksang is a discipline of perception that connects with clear seeing and delivers equivalent images that are simple, brilliant and heartfelt. It is an art of contemplative experience and contemplative images. John is a long-time meditation practitioner in the Shambhala Buddhist tradition (www.Shambhala.org) and is certified as a meditation instructor and Shambhala teacher. Through Nalanda Miksang he has established Miksang teachers throughout North America and

Europe. John has been a liberal arts teacher in various community colleges and universities and is currently completing a PhD on the great modernist photographer Edward Weston. He has published a book – *Looking and Seeing* – and the second volume – *The Heart of Photography* – will be published in the spring of 2017. www.miksangwayofseeing.com

Sheila Miller, M.Mus., M. Mus., has been practicing Yoga since 1989 and teaching Yoga since 1998. She is a Certified Kripalu Yoga teacher, having completed her Basic and Advanced Yoga Teacher Training at the Kripalu Center. Sheila has also been teaching meditation since 2002 following completion of the Teaching Meditation Techniques course at Kripalu. She has sat 21 residential meditation retreats with master teachers over the years. www.soundofbody.ca

Margot Miller, recipient of a Design Canada Award, is an Honours Graduate of the Ontario College of Art and Design University, (College Medal Winner) and also a graduate the Ecotourism Management Program at Fleming College. She has exhibited at numerous galleries and shows including the Art Gallery of Ontario, the National Film Board of Canada, and the Ontario Crafts Council. As a lecturer and instructor in the arts and the business of art, she has taught at Sheridan College, St. Lawrence College, Queen's University and Fleming College. For many years Margot has taught workshops, designed and sold printed clothing, yardage, floor cloths and furniture from her shop and studio. In 2017 she was awarded a Township Community grant to fund the 2017 Rockport Spring Art Fair. Her work has sold in shows and stores in Canada and the US. She has travelled extensively in the Far East, documenting traditional textile techniques, and has worked as a designer for a British and Canadian company in India. Recently she has organized cultural walking tours, titled "Walk the Walls" to destinations such as Scotland (Mull, Iona, Orkneys), Ireland, England, Mallorca and Menorca with the organization Dry Stone Walls Across Canada. www.margotmiller-summerhouse.com

Sue A. Miller has been a full time oil painter and arts educator for 25 years. The use of a palette knife with sensuous layers of oil invokes spiritual connection to the landscapes she creates. Environment and simplicity run simultaneously with life metaphors that are transpired in Sue's work. The imagery is informed by actual places but is not held to a specific scene; rather the 'essence' or 'spontaneous' energy is captured. Currently, Sue works from her studio and runs The Bay School of Art. www.sueamillerart.com www.thebayschoolofart.ca

Elise Muller has been sculpting stone since 2001 and has work in private collections nationally and internationally. Her large yellow limestone statue of a family, 'Connections', welcomes people to the Dorset Community Health Hub. She has been teaching stone carving to both adults and children for 14 years, and also teaches mixed media art camps for kids. She also enjoys offering interactive art booths at Nuit Blanche North. Elise has a post-graduate certificate in Expressive Arts from Fleming College. www.stonetreestudio.ca

Ken Murray's critically acclaimed debut novel, *Eulogy*, was published by Tightrope Books in June 2015. In 2017, Ken adapted his story *The Exception* for performance as a one-act play. His fiction and non-fiction has appeared in *Prairie Fire*, *Globe and Mail*, *Mendacity Review*, *Brooklyn Rail*, *Ottawa Citizen*, *Canadian Business*, and *Maclean's*. Since 2009, he has taught creative writing at the University of Toronto, School of Continuing Studies. While earning his MFA at The New School in New York City, Ken also trained as a teaching artist with Community Word Project and taught with the organization Poets House. He is the recipient of numerous awards, including the inaugural Marina Nemat Award, U of T's Random House of Canada Award, and an Emerging Artist's grant from the Toronto Arts Council. www.kenmurray.ca

Nancy Newman is an experienced artist and teacher who supports students with individual feedback and encouragement. An award-winning watercolourist, she has led a variety of courses for artists, educators and art societies and has participated in many juried, group and solo shows. She teaches art classes at the Aurora Cultural Centre and is a frequent guest instructor for art societies in Southern Ontario. In addition to being a member of ECOAA, (associate) CSPWC, BMFA, Nancy is past president of the Toronto Watercolour Society and the past president of the Society of York Region Artists. www.nancynewmanart.com

Jennifer Norman is a multidisciplinary artist who received her BFA from OCAD University, and her MFA from the University of Ottawa. She has been awarded artist grants from the OAC for the production of her work and has exhibited both nationally and internationally. Her work is included in the National Art Bank of Canada collection and many private collections. Jennifer has participated in numerous international artist residencies, most notably the Banff Center for the Arts, Canada, and MASS MoCA, USA. Her most recent solo exhibition at Karsh-Masson Gallery in Ottawa showcases her ecologically engaged arts practice. www.jnorman.art

Charles O'Neil is a full-time artist with a wide range of interests and a long affiliation with the Haliburton School of Art + Design. With a background in drawing and painting, in the late 1990's he became interested in sculpting. Working primarily in metal wire, his work is now featured in galleries across the country as well as internationally. Charles has earned a certificate in Artist Blacksmithing and a Diploma in Visual and Creative Arts from Fleming College's Haliburton School of Art + Design. As a faculty member since 1997, he teaches several adult courses in wire sculpture, drawing, and painting. Charles' work can be found in both private and corporate collections and has recently had work purchased by the federal government of Canada as gifts for international leaders. Public works can be viewed at Pearson International Airport's Terminal #3, The Design Firm of Southfield Michigan, the Stuart Weitzman Collection of New York, and the Haliburton Sculpture Forest. He was honoured as the Artist of Distinction through the Haliburton Highlands Arts Council in 2008. www.charlesoneil.com

Dorit Osher, MSW, is a psychotherapist, dancer, educator and creator. She has worked as a professional contemporary dancer with the Batsheva Dance Company in TelAviv, Israel, and as an independent dance artist in London (UK), Amsterdam, Paris, Toronto, Vancouver, and South Africa. Dorit is a Clinical Social Worker who works as a psychotherapist with a focus on somatic psychology. She is interested in the creation of movement that evolves from improvisational movement/dance and is curious about developing movement that captures the complexity of our physical form. Through embodied mindfulness, somatic practices, expressive arts and movement, Dorit teaches and supports others in finding greater freedom, creativity, compassion, empowerment and aliveness in their lives. www.doritosher.com

Mary Pal is a Canadian fibre artist whose current work exemplifies her fascination with fibre manipulation and the tactile possibilities of stitch. Her work defies easy classification, encompassing art quilt, mixed media, sculpting, stitch and paint on richly textured fibre backgrounds. Her artwork has received numerous awards at international exhibitions and is in many private and museum collections. Mary enjoys sharing her passion for textile art and teaches classes internationally. A past member of the Board of Directors for Studio Art Quilt Associates, she is an active participant in shaping the growing fibre art movement. www.marypaldesigns.com

Sam Paonessa has been painting professionally for over 30 years. His work can be seen reproduced on greeting cards, calendars, and numerous other products, with subject matter ranging from landscape and still life to figure. A founding member of Plein Air Canada and an active member of the Ontario Society of Artists, Sam finds inspiration for his landscapes from natural beauty and the breathtaking vistas of Georgian Bay, Killarney, Algonquin

Provincial Park, Québec, Maine and Italy to name a few. He shares his talent by conducting demonstrations in addition to teaching painting workshops across Ontario and Morocco. His works have gained the attention of fine art collectors, both corporate and private, across North America and Europe. www.sampaonessa.com

Ruth Ann Pearce focused on traditional methods of drawing and painting at OCAD, earning her Bachelor of Fine Arts (BFA). She creates both traditional and digital narratives of our natural world, with her predominant processes consisting of coloured pencils, charcoal, inks, and acrylic paint. She and her graphic designer and developer-husband, created coloveration, an art and design company. They cover the gamut of needs, both personal and professional, for individuals, companies, and not-for-profits locally, provincially and internationally.

Rose Pearson earned her Bachelor of Fine Arts degree from York University, majoring in painting and drawing. She went on to receive her education degree and has over 20 years of experience teaching art in both the public school system in Alberta and Ontario, privately from her studio in Haliburton County and for the Haliburton School of Art + Design. Rose is the coordinator of the Visual and Creative Arts diploma and the Studio Process Advancement certificate programs at Fleming College. In addition to creating bodies of work for public gallery exhibitions, she is a member of the Haliburton County Studio Tour. www.rosepearson.com

Bryce Petersen began his art education in Haliburton, achieving certificates in Glassblowing and Artist Blacksmithing. He then pursued his Bachelor of Fine Arts in Studio Art and Art History at Concordia University and now holds his Bachelor of Education as a secondary visual arts/history teacher. Being an interdisciplinary artist, Bryce enjoys teaching the arts in various capacities that bring new ideas to the classroom. His love for working with youth has taken him across Canada including the east coast, Canada's interior and the Arctic.

Rene Petitjean has been a maker of objects for more than 40 years. After attending Sheridan College, he bought Robin Hopper's Hillsdale, Ontario studio in 1975 and began a reduction-fired line of pottery, selling to stores throughout North America. Moving to Creemore in 1979, the business expanded to include a selection of salt-glazed pottery sold under the Bowerman's Hollow logo. In the late 1980's René developed a fascination for wrought iron, and eventually left the ceramics field and began to design and build architectural iron. Many of his projects have been large in scope and have taken over a year to complete. Currently, he takes commissions from selected architects, builders and interior designers. In 1998 he assisted with the design of the Haliburton School of Art + Design's Artist Blacksmith Certificate Program, of which he is a faculty member. Rene also teaches in the Ceramics Certificate Program. www.renepetitjean.com

Sheila Plant has been quilting since 1987 and delights in pattern, texture, colour, and design, and how it plays out in fabric. She masterfully executes many forms of patchwork and quilting, including piecing straight and curved lines, hand and machine applique and quilting, foundation piecing, clothing, miniature quilting, whole cloth quilting, and the use of commercial and hand-dyed fabrics. She has incorporated techniques, fabrics and designs from Australia, the Middle East, Singapore, Poland, Holland and many other countries, as well as the commercial fabric houses of North America, Europe and Japan. www.flickr.com/photos/smplant

Kate Pocock is an award-winning writer and photographer with more than 25 years of experience in writing travel stories for magazines, newspapers and online travel sites. The winner of numerous awards for her work, including a Best Canadian Blog award from the Canadian Tourism Commission, Kate is also a guidebook author, contributor to the *National Geographic Guide to Family Adventure Vacations* and author of *Fodor's Around Toronto with Kids*. As a former travel columnist with the *Toronto*

Sun newspaper, and a magazine editor for many publications including *Travel & More* for the Air Miles group, Kate knows what makes a good travel story. She is also a photographer, winning recent awards from the Society of American Travel Writers for her photos. You can see her published work at www.familytravelink.com

Paul Portelli, a professional sculptor, manipulates the natural beauty and versatility of terra cotta clay with colour and glazes to create his popular Greenman, whimsical circus animals, Venetian carnival figures, a full range of functional pieces and figurative work. Many of Paul's works have been exhibited in public and private galleries and are held in private collections in Canada, the US, Europe, and Africa (Ghana: President John Agyekum Kufuor and King Sefrotwe Kakradae IV). After graduating in Fashion Arts from Seneca College, he continued his studies in Visual Arts at the Ontario College of Art and Sir Sandford Fleming College (Haliburton School of Art + Design). Paul has been an instructor in visual arts and business departments at Sir Sandford Fleming College, Durham College, Seneca College and Ryerson University. In addition to his career in art and teaching, he is a specialist in retail design, merchandising and event coordination. He operated a gallery/sculpture studio for 22 years and was instrumental in developing the branding and advertising campaign in his community. He has worked with many major retailers in visual merchandising and event planning, including Holt Renfrew, Microsoft, Proctor and Gamble, Lindt Chocolates and Mercedes Benz. Paul is the author of articles in many Canadian publications, such as *Crafts Plus*, *Style and Men's Wear Canada*, and also has made regular guest appearances on television shows, Cityline, Craftscape and Savoir Faire. www.paulportelli.com

Rod Prouse, a graduate of Ontario College of Art in 1968, exhibits mainly in painting and printmaking and recently in video and photo-based art. To date, his professional career has seen 40 solo exhibitions and as many group exhibitions across Canada, the US, and in England and Germany. Solo exhibitions have included such institutions as the McMichael Canadian Art Collection. His work is included in private and public collections in Europe, Asia and North America. His teaching agenda is based on delivering a sound understanding of design principals and personal attention to develop individual potential. Rod's current paintings reference Canadian landscape in a refreshing contemporary style. www.rodprouse.com

Linda Lee Purvis is a multi-media artist, writer, teacher, and self-actualization coach. She has designed work for television, magazines, and art galleries, including the Art Gallery of Ontario, and has work in private collections around the globe. Her passions are deeply rooted in the natural world, and she infuses elements of nature in much of her work – which in addition to art, extends to the use of herbs, essential oils, sound, and more. She creates unique methods of summoning the power of nature to those that experience 'nature-deficit' living, and facilitates programs to assist individuals in defining and aligning their personal goals with authenticity, through art for stress reduction, personal expression, and body/mind/spirit wellness. www.synergylifearts.com

Elaine Quehl is a Canadian quilt artist, teacher, and fabric dyer/designer best known for her dramatic and colourful nature-themed art quilts featuring luscious foliage (particularly hosta leaves), flowers and trees. All fabric used in her artwork is hand-dyed by the artist to provide the wide range of values she employs to create depth, drama, and contrast, and to read like nature's dappled light. Each art quilt is also abundantly textured with free-motion stitching. Elaine's work has been juried into and selected for awards at numerous international and national exhibits, and has been widely published. Elaine is a Juried Artist Member of SAQA (Studio Art Quilt Associates). www.elainequehl.com

Fraser Radford holds an Honours Bachelor of Arts in Art History, with a minor in Religious Studies from Queen's University, a Fine Arts diploma from St. Lawrence College, and a post-graduate certificate in Studio Process Advancement from Haliburton School of Art + Design. He has held numerous volunteer and paid positions at galleries and museums and has apprenticed with Shayne

Dark, one of Canada's prominent sculptors. He was nominated for a 2017 Premier's Award in the recent graduates category. His work is held in numerous private collections around the world, has been exhibited across Canada and the US, and has also been published in several magazines in Canada and the US, as well as in *The Peace Project*, a catalogue produced by Gallery 9 in Culver City, California. www.fraserradford.com

Jake Raynard is a graduate and former teaching assistant of Sheridan College's glass program. Drawing on a repertoire of hot and warm glass techniques learned over 20 years, he creates blown forms and sculptures that reflect the colours and textures of his journeys abroad through China, Tibet, and Nepal.

Stephanie Rayner is an artist, printmaker, international lecturer, art educator, and captivating storyteller. Her artworks, shown widely and collected by major art museums, deal with themes and issues relating to spirituality and science. In May of 2009 Stephanie was in China at the invitation of the Luxun Academy of Fine Arts, China's foremost art school, to teach the professors and select post-doctoral students' watercolour printmaking and a special course on universal meaning in the arts. She was also invited to give lectures on her artwork in several universities throughout mainland China. In November 2009, the Maine College of Art (Portland, Maine) did a special month long gallery show 'First Impressions' of Stephanie and her students' watercolour monoprint works. Her latest artwork, the 30-foot-long *Boat of Eternal Return*, was highlighted on the cover of the winter edition of *Exile ELQ Arts & Literary Magazine*. *ELQ* also did an essay for the magazine and a YouTube video on Stephanie and the creation of the boat. *The Boat of Eternal Return* ran as a four-month-long solo show at PAMA, and the same year Stephanie was awarded The Ashley Fellowship by Trent University. She is the first visual artist to receive this award. Stephanie's ability to inspire creative responses within the individual takes her teaching well beyond technique and into the very heart of the art process. www.stephanierayner.com

Tammy Rea is extensively involved in the Digital Image Design and Moving Image Design programs at Fleming College, Haliburton School of Art + Design. From TV documentaries to Kindergarten animation, she has mentored youth, young and old in the exciting, ever-changing world of digital media and video.

Chari-Lynn Reithmeier is an honours graduate of Georgian College School of Design and Visual Arts. Beginning her art career as a painter in the 1990's, she exhibits in galleries in Southern Ontario and has work in private collections from Toronto, Ontario to London, England. She has continued to produce art, using a variety of media including fibre, beads, polymer clay, paint, and ink to express her creative vision. Chari-Lynn teaches creative workshops around Ontario, privately, at various institutions, art schools and Haliburton School of Art + Design. As part of her daily art routine she finds relaxation and inspiration in Zentangle and is a Certified Zentangle teacher. www.charilynn.com

Rebecca Reynolds achieved her BFA from Concordia University and her teaching degree from Nipissing University in addition to earning her Expressive Arts Certificate at Fleming College. Rebecca's paintings, drawings and installation works currently focus on colour, texture and layering, and are inspired by the spontaneity and playfulness of children's gestures. Her creative, engaging and dynamic teaching style has been honed through more than 20 years of experience instructing children of all ages in such settings as camps, theatres, museums, libraries, cruise ships and classrooms.

Martha Robinson has more than 30 years' experience as a painter and illustrator. Knowledgeable in acrylic, oil, gouache, and watercolour, the latter is her medium of choice outside the studio. She enjoys painting the engaging rural landscape locally, marine views in New Brunswick, and animal portraits everywhere. Martha graduated with a BDes in Illustration from the Ontario College of Art (now OCAD University) and holds an MA in Contemporary Art from the same institution. In addition to pursuing her favourite subjects on paper and canvas, Martha is a candidate in the doctoral programme in Art History at Concordia University.

Ebony Rose's art stems from a fascination with time, perception, and how we interact with and embody our surroundings. In installations and site-specific work, she employs sculpture, drawing, and painting processes to heighten intangible mediums such as light, wind, and air currents. She is interested in creating contemplative and reflective installations that calm the body and enhance how we interact with the material world. Rose received her BFA from the Nova Scotia College of Art and Design and her MFA from the University of Victoria. She has been awarded artist residencies and exhibitions nationally and internationally. Ebony lives in Vancouver, on unceded Coast Salish territories, and in 2017 was long-listed among six artists for the Contemporary Art Award, as well as forthcoming residencies in Japan and British Columbia. She has been curated into a number of exhibitions.

Steve Rose is a graduate of OCAD U with a major in drawing and painting. He has exhibited his work extensively and has a diverse background as an artist/educator. Steve has taught fine arts at the Neilson Park Creative Centre, the Koffler Centre, Haliburton School of Art + Design, and OCAD U. His work is collected in private and corporate international collections. www.steverose.ca

Karyn Ruiz, when signing up for a night school class in tap dancing, was told that the course was full. But, they added, the millinery course had lots of space. The rest, as they say, is history. Karyn is the owner/designer of Lilliput Hats, a 25-year-old traditional millinery. As all the Lilliput hats are crafted on site in the studio/atelier, the store has become a curious landmark in the city, where visitors can glimpse old-world techniques while their hat is made before their eyes. Lilliput hats are carried across the country at Holt Renfrew and other fine boutiques in Canada and the US. The hats are in the collections of Whoopi Goldberg, Celine Dion, and former Governor General of Canada, Adrienne Clarkson. Karyn's many theatre, television, and film credits include *Mama Mia*, *Music Man*, and *The Evelyn Dick Story*. Most recently, she created the hats worn by Gord Downie on the Tragically Hip's recent *Man Machine Poem* tour. She is the recipient of several awards, including the 1999 City of Toronto Accessories Designer of the Year, the One-of-a-Kind Show Best Traditional Craft, and the One-of-a-Kind Show Hall of Fame. She has taught at the International Academy of Design and Ryerson University of Design. www.lilliputhats.com

Andy Rush has recently retired from a 40 year teaching career, instructing sail training, metalsmithing, band, choral singing, and guitar music. He is also the founder and artistic director of the 110-voice Open Voices Community Choir in Kingston, Ontario. Before pursuing formal music and education study at Queen's University, Andy was an artisan goldsmith. He has a gift for finding uplifting and fun songs and arranging them for his workshops. www.open-voices.org

Kirei Samuel's fascination with glass started 25 years ago, purely by accident when a friend gave her some scrap glass. For many years she travelled the Ontario art and craft show circuit, eventually participating in some of the finest events. In 2009 she opened her studio/gallery which houses her one-of-a-kind pieces in jewellery, plates, bowls and artwork. Kirei is a member of The Arts Trail and Studio Tour of Prince Edward County and has been a featured artist in print and on television. www.lalalandglassstudio.com

Lisa Schmidt, M.Ed. is a professional coach, writer, transformational leadership consultant, and catalyst of creativity, change and learning. Her poetry and fiction have appeared in *CV2*, *Prairie Fire* and *Room of One's Own*, and she has spent time at the Banff Centre for the Arts as one of six poets in residence. She plays hockey, silversmiths and is working on her first novel. www.lisaschmidt.ca

Jane Schuell, an avid knitter, was introduced to spinning 15 years ago when she wandered by chance into the Belleville Weavers and Spinners show and sale. She was instantly captivated and has since spent every spare moment learning to spin different fibres. She finds cotton to be particularly magical to spin. Jane received her Ontario Handweavers and Spinners Spinning Certificate in 2011 and is looking forward to sharing her enthusiasm with others.

Markus Scott-Alexander, PhD, has been a pioneer in the field of Expressive Arts, training educators, therapists and practitioners since 1986. He is senior faculty at the European Graduate School, with campuses in Switzerland and Malta, and has trained students from more than 20 countries. He is the director of World Arts Organization, focusing on The Arts and Global Health. www.worldartsorg.com

Marta Scythes is a medical illustrator, fine artist and educator. Her work has been published by *Harrowsmith Magazine*, *University of Toronto Medical Society* and *Harper Collins* (New York). McClelland and Stewart featured her illustrations in their best-selling *UP NORTH* nature series as well as in *The Canadian Encyclopedia*. Marta holds a Master's of Science in Biomedical Communications from the University of Toronto and has created scientific animations for the Hospital for Sick Children and Queen's University. She currently teaches at Fleming and St. Lawrence Colleges, Southampton Art School and is pursuing a Masters of Design in Strategic Foresight and Innovation at OCAD University. www.bmc.med.utoronto.ca/~marta

Vicki Sharp graduated with an Honours BFA from York University and completed three scholarship sessions at The Banff School for Fine Arts. She later completed a Bachelor of Education at The University of Toronto. Vicki began making jewellery in the late '80s and, through the years, has evolved and developed her work to its current interplay of beads, stones, metal, and polymer clay. She has been exhibiting her work in fine craft shows in Ontario since 1989. She also paints in encaustic. She owned The Muskoka Moose Gallery and for 17 years founded and directed The Moose Show, Festival of Fine Craft held in the Atrium of the CBC, TORONTO. Over the past 20 years, Vicki has taught jewellery workshops in Muskoka and led beading retreats in Mexico. She is a founding member of the new Baxter Studio School. "The act of creating something out of raw materials has always held a kind of magic for me. Whether it is jewellery or a painting, the process is always a journey through colour, shape and texture." www.vickisharp.com

John Shaw Rimmington spent many years specializing in restoring historic stone and brick buildings and eventually extended his focus to using stone in landscaping and building traditional dry stone walls. His expertise has developed from masonry practice and comprehensive research into traditional stonework in Britain, where he has worked with professionals associated with the Dry Stone Walling Association of Great Britain. He is the president of the DSWA of Canada, (www.dswac.ca), an organization that offers instructional workshops for homeowners and landscape students on every aspect of dry stone construction. In 2004 he and members of the DSWAC built Springdale Bridge, a permanent 6 foot arched stone bridge in downtown Port Hope and in 2005 he collaborated with international dry stone artist Dan Snow to build a permanent stone ruin on the same site. In 2006 he initiated a unique project based on a book by Farley Mowat, where dry stone wallers from all over the world collaborated to build a permanent stone structure in the shape of a pre-Viking dwelling in Canada. He also designed and built the 12 foot high dry stone 'Cheese Wedge' at the Niagara Botanical Gardens. In 2012 he designed, organized and oversaw the building of the first double arched dry stone bridge in Canada at a private estate near Montreal, QC. thinking-stoneman.blogspot.ca

Michael Sheba has a B.Sc. in Chemistry from McMaster University and studied ceramics in Holland. Originally working in stoneware and porcelain, he has for over 30 years been recognized for his innovative contemporary approach to Raku as well as development of clay bodies and glazes. His work has been exhibited in Canada, the US and Europe. He was a board member and committee chair for the OCC, and vice-president and exhibitions chair for Fusion. Winner of various awards and honours, he has been an instructor at Metchosin, the New Brunswick Craft School, Canadore College, St. Lawrence College, University of Toronto Faculty of Education, throughout Ontario, as well as in the US, Mexico and Turkey. He was also artist-in-residence at Millsaps College, Mississippi and Vitra Studio, Istanbul. His work is

found in the Indusmin, Saks Fifth Avenue and Charles Bronfman corporate collections, Burlington Art Centre, and the Canadian Clay and Glass Gallery. Michael's work is published in *Raku: A Practical Approach*, *Hand-Formed Ceramics*, *The Ceramic Design Book*, *Ceramics: Mastering the Craft*, *Making Marks*, *Mastering Raku*, and *500 Raku*.

Brad Sherwood began working with glass as a student at OCAD University. Upon graduating in 1994 with a diploma in sculpture, he received an artist residency in the Glass Studio at Harbourfront Centre. He continues to develop his unique tools and methods for glass forming. Brad worked for several years as a scientific/ industrial glassblower and has incorporated that knowledge into his art. He teaches Flameworking, Introduction to Hot Glass and Three Dimensional Design at Sheridan College. Also, Brad continues his love for fencing and archery while coaching for the City of Guelph, and The Ontario Centre for Classical Sport.

Beth Showalter finds inspiration in colour, textiles, fibres, people, and history. She graduated from UWO with Bachelor degrees in Fine Arts, Studio Honours and Education. Beth completed the OHS Spinning Certificate Program in 2014. She has taught visual arts at the secondary school level since 2000 and also teaches spinning workshops. Beth enjoys experimenting, sharing ideas, learning new techniques, and being immersed in a variety of fibre arts.

Brian Smith was accepted into the Ontario College of Art with advanced standing and full scholarship. After graduating in 1969, he worked as a graphic designer, including founding his own brand development company, LOGOSBRANDS, in 1979. Over the next 27 years, he and his company won over 90 national and international design awards. Throughout this time, Brian has also been a practicing fine artist, specializing in classical drawing and painting from the figure. His works range through a variety of media and styles and are represented in collections across Canada and the US. He has exhibited in numerous gallery exhibitions, juried and invitational shows, and recently won the top prize at the Etobicoke Annual Juried Show and the Colour and Form Society Annual Juried Exhibition. In 2006, the Drawing Society of Canada elected Brian as an Honorary Drawing Master acknowledging his lifelong dedication to drawing as a primary art form. Brian has taught life drawing and portraiture for over twenty years and has instructed at the Ontario College of Art and Design, the Koffler Centre for the Arts, Nielson Park Creative Centre, Visual Arts Mississauga, Haliburton School of Art + Design and StudioQ. www.drawn2life.com

Stewart Smith studied physics and music before settling down in 1974 to a career that began as a woodcarver. Since 1980, he has supplied custom sculptural services to bronze plaque makers and art foundries across Canada and the US. He has created a number of bronze works for the City of New York, and, in 2005, a life-sized portrait of the show-jumping horse Big Ben and his rider, Ian Millar. Stewart returns this season with new ideas for teaching metal casting. www.stewartpatterns.com

Margot Snow is a Canadian artist with works exhibited in both private and corporate collections across North America, Australia and parts of Europe. Educated in fine arts at the Montreal Museum of Fine Arts and the University of Guelph, she has concentrated on watercolour painting since 1979 and has been teaching it since 1988. She brings life to common objects with her intense use of colour. Margot is featured in the 2013 *Artists of Muskoka* book. "Colour is the essence of my work – it is uppermost in my mind when I choose a subject and is what challenges and interests me most. Colour can change a viewer's mood, it can stimulate a feeling of peacefulness and well-being, and it can awaken a soul." www.facebook.com/margotsnowfineart

Sherry Squires graduated with BMus and BMus Ed from Memorial University and has enjoyed a varied and fulfilling career. While in Newfoundland she taught private piano lessons, as well as elementary and secondary school, and was sought after as an accompanist and coach. In 1985, she moved to Toronto where she has worked as an accompanist, organist, teacher, vocal coach, music director for community theatre and conductor of a staff

choir for the Bayer Company. In 1987, she started teaching at St. Christopher House, now known as West Neighbourhood House, where she now coordinates the music programs and conducts the choir, Toronto Song Lovers. She has also been the accompanist for the Jubilate Singers choir since 1986 and is founding member, arranger and music director for Daughters of the Rock, an a cappella trio of women whose mandate is to bring the folk music of Newfoundland to those outside the province.

Rob Stimpson is an internationally published, award-winning photographer. He has photographed for Ontario Tourism, Ontario Parks, and Parks Canada for many years, with his work appearing on the covers of Ontario Parks guides, calendars, magazines, *Canadian Geographic*, *Explore Magazine*, *Cathay Pacific* and *Ethiad Air* in-flight magazines, as well as many other tourism publications. Provincial and national ads are also part of his portfolio. Rob has garnered numerous awards, including a Northern Lights Award from the Canadian Tourism Commission and Best Travel Photography Award from the Ontario Tourism Summit. In October 2012 he was nominated for and accepted into the College of Fellows in the Royal Canadian Geographical Society. Rob co-authored *An Artists and Photographers Guide to Wild Ontario* and has contributed to numerous other books. His fine art prints hang in private homes around the world. Travels have taken him to many places, but his favourites are Antarctica and the Arctic where he has worked as an expedition photographer for One Ocean Expeditions. In 2014 Rob was part of Ice Tracks Expedition's centenary celebration of Sir Ernest Shackleton's 1914 Trans-Antarctic Expedition. In July 2016 he was selected by the Globe and Mail and Lexus to be showcased with nine others, profiling their professional lives. www.robstimpson.com

Hannah Strand is a visual artist, arts educator, and Montessori teacher. She is an award-winning graduate of the Haliburton School of Art + Design, where she completed the Visual and Creative Arts, Fibre Arts, and Expressive Arts programs. Hannah designs and leads art experiences for creative souls of all ages, from toddlers to seniors. She is passionate about providing the instruction and creative freedom for her students to explore different art techniques, express their unique voice, and develop an individual style. Her mission statement is "encourage, empower, inspire."

Isabel Stukator is a designer and educator and an alumni of the Ontario College of Art & Design. She worked in the surface design industry for many years creating artwork for textile and wallcovering collections across North America. Her interests in digital technologies lead her to graphic design where she learned how to apply her passion for art and design to a wide range of digital applications. She has since been as a free-lance designer enjoying the creative process of collaborating with designers, writers and small arts organizations. For the past fifteen years she has also brought her skills, patience and creativity to teaching at Sheridan College in the Crafts and Design and the Creative and Visual Arts programs. She lives in Peterborough Ontario. www.isabelstukator.ca

Gwen Tooth specializes in teaching bold, expressive, acrylic abstraction concepts and techniques as well as exploratory approaches to innovative, intuitive drawing. She has passionately pursued many art disciplines for over forty years. Gwen participates in juried shows and exhibits her paintings regularly in solo and group shows. Galleries include Beaux-Arts Brampton, Visual Arts Mississauga, Gallery 1313, and Propeller in Toronto. In addition to earning a Fine Arts Certificate from Humber College, Gwen completed a Bachelor of Fine Arts at the Ontario College of Art and Design University, where she studied drawing, painting, printmaking, book arts and textile arts. www.zhibit.org/gwentooth

Stephen Tulk, MD, FCFP, B.Sc.(AAM), CMI is a Family Physician and Medical Illustrator who recently left medical practice to teach anatomy for artists and illustrators at OCAD University. Other teaching includes Human Anatomy, as a science credit, taking his students deep into the anatomy labs of the University of Toronto. Stephen has also worked professionally as an illustrator and editor.

Al Van Mil studied fine art at the University of Guelph and OCAD. Graduating in 1972, he was deeply involved in the Canadian art scene during the seventies. In 1980, he founded a commercial art company, which grew to be named one of the top three architectural model companies in the world by *New York* magazine in 1986. Selling his subsequent architectural companies in 1989, he again began to pursue painting full-time. His colourful, eclectic style continues to evolve as he explores the many possibilities of painting and drawing. Landscape, still life, figurative and abstract elements combine traditional and contemporary imagery. He has exhibited in the National Gallery and The Art Gallery of Ontario, as well as in many privately owned galleries. He has also painted on stage as a performance artist with members of the Canadian Opera Company and the National Ballet of Canada, among others. A variety of agents and prestigious galleries represent Al's work in Ontario, Quebec, New York, and Europe. www.alvanmil.com

Alice Vander Vennen has worked as a professional artist since 1980. A child of immigrant parents who left war-torn Holland, she has used her art to capture stories of loss and hope, courage and strength. First trained as a sculptor at Calvin College, USA, with further training at OCADU, Alice now works in three dimensional assemblage, participating in numerous exhibitions throughout North America.

Rosemary Vander Breggen is an Honours graduate of Studio Process Advancement at Fleming College and was the first Reclaim Resident Artist at HSAD in 2015. She spent seven years at Dundas Valley School of Art in Advanced Studio in Fine Art and also attended Sheridan College School of Design. Rosemary exhibits widely and is a published artist with work in international, corporate and private collections. She works primarily in the mediums of collage and paint, to which she has recently added sculpture and photography.

Maggie Vanderweit has been sewing since childhood and quilting for over 35 years. Her work is in private collections around the world, in public buildings in Ontario, and has been exhibited in galleries and museums worldwide. It includes original wall-hangings created with her own dyed and painted fabrics, silk fusion, felt, hand embroidery, beading, and densely machine quilted surfaces. Maggie presents lectures and classes for guilds, schools, art colleges, shops, the CQA, and the Creativ Festival. She sells her original textile art at major exhibitions and from her studio. Maggie is a professional member of Connections, CQA, SDA and a juried art member of SAQA. Her new book, *Stone Threads*, is a delightful retrospective of 40 years of making. www.stonethreads.ca

Heather Vollans explored many pursuits – paper-mache sculpture, furniture restoration, acrylic and oil painting, quilting, collage, and decoupage until eventually mosaic became her passion. She has been teaching indoor and outdoor mosaic for a number of years in her studio and at various venues including Mohawk College in Hamilton, Glenhyrst Gallery in Brantford, as well as locations in Mexico, her native Australia, and Ireland. Heather created public art for the Children's Memorial Gardens, Brantford and has spearheaded a number of community and large-scale school projects. In her studio practice, Heather's mosaic work is mostly abstract. The combination of textures, working either harmoniously or disparately, is what fires her interest. She finds the process of experimenting with materials to be the most enjoyable and important part of the process. The value of using discarded or found objects for art is an essential tool in her teaching and her art practice.

Victoria Wallace is a mixed-media visual artist and educator of acrylic, encaustic, and sculptural media. She operated a mural and specialty paint finish company in Toronto for over 25 years, which included work for television programs, commercials, film, restaurants, businesses and private collections across Canada and internationally. She has been trained as a Golden Artist Educator for Golden Paints, Tri-Art Acrylic Program instructor and Product Specialist, and R&F Handmade Paints Certified Encaustic Instructor. She has taught and had exhibits at The Art Gallery of Peterborough, Humber College Assembly Hall and has been an exhibitor during the Kawartha Autumn Studio Tour for the past eight years. Victoria very much enjoys facilitating the personal creative evolution of each artist in her workshops. www.victoria-wallace.com

Scott Michael Walling is a multidisciplinary artist with a focus on analogue and digital photography, printmaking, painting, and drawing. He currently works at Haliburton School of Art + Design in many positions, including Coordinator of the Centre for Making. In this role he can learn and explore alongside other artists in a variety of mediums, using different processes, applications, and technologies. In addition to developing his artistic practice, Scott frequently teaches classes and workshops both at Haliburton School of Art + Design and in the community. Since completing the Photo Arts and Digital Image Design certificates at HSA+D, he is driven by creative passion and a desire to make and learn. He loves sharing that spirit and knowledge with others.

Susan Watson Ellis followed graduation from the University of Toronto with an apprenticeship to a German Goldsmith. In 1981 she opened Paradigm Designs, creating handcrafted jewellery which sold across Canada. Her work won recognition in 2000 as part of the Craft Ontario's "Looking Forward Exhibition" representing contemporary Canadian craft and curated by the Victoria and Albert Museum in London England. She was also chosen to be part of their "Craft in the Making II" exhibition in 2003, and their juried exhibition "Craft '07". Her work is part of the permanent contemporary Canadian silver collection at the Macdonald Stewart Art Centre in Guelph, Ontario. Susan sells her work from her studio, the One of a Kind Shows in Toronto and at the Craft Ontario Shop in Toronto. Susan has taught jewellery courses and workshops since 1992 at the Haliburton School of Art + Design, St. Lawrence College, Academy of Artisans, OCAD, and through the Ontario Arts Council's Artist in Education program. www.paradigmjewellery.com

Robbin Wenzoski a full time sculptor, has attended sculpting competitions and events in Germany, England, Australia, Canada and the US. In addition to the Haliburton School of Art + Design, his passion to teach is applied privately and at the Annual Canadian Carv-a-Palooza which includes 30+ carvers/sculptors from around the globe. Robbin pushes the limits of carving thin and is fully aware of the cutting edge technology involved with this artistic expertise. www.robbinsamazingart.com

Susie Whaley attended the Rhode Island School of Design and the Galasso School of Design. She has worked in arts education for over 20 years. In addition to teaching at The Avenue Road Arts School, Susie is the Community Program Coordinator with VIBE Arts in Toronto. Last year she coordinated their first national mural project, reaching out to new partners and youth in all 13 provinces and territories. In 2015, Susie was commissioned to design and create The Honsberger Award, a medal awarded annually by the Toronto Lawyers Association.

Katherine Wheatley, in addition to touring for the past 20 years across Canada, the US and Europe as a solo singer/songwriter, is a member of the Toronto band "Betty and The Bobs", plays regularly in the hilarious and moving duo "Wendell and Wheat" and tours every winter with Jude Vadala and Tannis Slimmon in the trio "Boreal". Along with Jane Lewis, she leads choirs in Guelph and Kitchener. She is a zodiac driver and musician on board an expedition ship in the Arctic and Antarctica. She's been on Stuart McLean's *Vinyl Café*, *TVO's Studio Two*, CBC's *Vicki Gabareau Show* and CTV's *Canada AM*, and has written music for film and television documentaries. Katherine won the Duke

Ellington Award for arranging, the Gordon Delamont Award for Composition and the CMPA award for songwriting at Humber College. Her song "Hallelujah" won a Golden Quill award and was selected, along with "Some Sweet Country" for the new Rise Again songbook (30th-anniversary publication of Rise Up). www.katherinewheatley.com/

Fay Wilkinson is a registered independent Expressive Arts Practitioner, storyteller, and artist working out of her Creative Cocoon studio. Her studies include master mask and puppet makers, renowned storytellers and voice coaches, as well as Sheridan School of Craft and Design. Fay is a member of IEATA and is a graduate and former coordinator of the Expressive Arts Ontario Graduate Certificate Program at Fleming College, a program she continues to teach in. She designs and delivers expressive arts experiences for both individuals and groups, and continues to research the link between mental wellness and creative processes. She has been awarded the Fellowship of Applied Education from Fleming College and was nominated for the Innovation and Creativity Award from the Chamber of Commerce. Having established the Visible Voices Open Arts Studio for Haliburton County, a community based creative hub, Fay's current focus is developing new opportunities to build community. www.openartstudio.org Facebook: Visible Voices Open Arts Studio.

Cassandra Wyszowski attended the New School of Art in Toronto and went on to receive complete training in the medium of Japanese Brush Painting (sumi-é) under Ruth Yamada. In 1972, she earned her Japanese seal on the basis of a test painting submitted to a panel of sumi-é judges in Japan. Cassandra pursued further training in Western watercolour and Chinese painting and has developed a unique style based on these traditions. She is a member of the Sumi-é Artists of Canada, has been teaching and painting professionally for over 30 years, and has exhibited in numerous galleries in solo and group exhibitions throughout the country. Cassandra has also delivered workshops to painters' and potters' guilds throughout Ontario. Her paintings are held in private and corporate collections in North America and abroad. Cassandra has been teaching at the Haliburton School of Art + Design every summer since 1976.

Jonathan Zeldin has been working with kids for 15 years, in both the recreational and educational fields. As a certified teacher and LEGO® instructor, he brings with him the skills and expertise to develop and design LEGO creations for children. Laughter, creativity, and imagination are the basis of his programming.

Sheila Ziman draws inspiration from the Haliburton landscape. She gathers a variety of natural materials from the forests and waters near her home to create baskets. Her enthusiasm for basketry includes sharing her extensive knowledge of these materials with her students. Sheila is noted for creating unique quillwork designs on birch bark and experimenting in new materials and styles of basket making. Her baskets and sculptural pieces have been exhibited in galleries throughout Ontario, and she is a frequent demonstrator at special events.

Nora Zylstra Savage promotes individual self-worth and community appreciation of personal life stories through her business, Storylines. She accomplishes this through memoir and creative writing courses which she has been teaching since 1993. She has created and facilitates memoir and music intergenerational programs (Bridging the Gap) for high school and middle school students. Bridging the Gap went international and is now being delivered in Holland. In addition, Nora is co-owner of Mindful Solutions, a business creating products and programs around mindfulness and finding your point of balance. Nora brings enthusiasm, humour and sensitivity to all her programs. www.story-lines.ca www.mindfulsolutions.ca

Bursaries

There are a number of financial assistance opportunities available.

■ Haliburton School of Art + Design Art Auction Bursaries

Haliburton School of Art + Design offers bursaries of \$450 for one-week courses and \$800 for full time programs. These bursaries are created through funds raised at the annual HSAD Art Auction and are available to students taking any adult, week-long, credit course within this calendar.

■ Haliburton School of Art + Design – One Week Courses

Several bursaries are awarded to students studying full-time in both arts and non-art programs at the Haliburton School of Art + Design. (\$450)

Term: Spring, Summer & Fall

Application process: Contact Haliburton Campus for application. 1-866-353-6464 ext. 3 or 705-457-1680 or email askus@hsad.ca

Deadline: April 27, June 11, & September 11, 2018

We gratefully acknowledge our generous donors as well as the faculty, staff and friends of the Haliburton School of Art + Design for providing the works of art and organizational time for the annual Art Auction.

Questions?

1-866-353-6464 ext. 3

705-457-1680

askus@hsad.ca

Details for funding available for full-time programs are available at flemingcollege.ca/financial-aid/scholarships-and-bursaries

Submission guidelines are subject to change, please check the College website to confirm all submission information prior to the start of your program or course.

Apply for the following bursaries using the Financial Aid Office online fund application. Please refer to <https://flemingcollege.ca/financial-aid/scholarships-and-bursaries> for additional information and application details.

■ Haliburton School of Art + Design – Full Time Programs

Several bursaries are awarded to students studying full-time in both arts and non-art programs at the Haliburton School of Art + Design. (\$800)

Terms: Fall, Winter & Spring

■ CFUW Haliburton Chapter Student Bursary

Awarded to a female student in financial need enrolled in a full time program at the Haliburton Campus. Must also be a resident of Haliburton County. (variable amount)

Term: Fall

■ Denis Cliff Endowed Bursary

Awarded to a student in financial need who is enrolled in the Visual Arts Fundamentals and Drawing Program at the Haliburton Campus. (variable amount)

Term: Fall

■ Donald Crump Endowed Bursary

Awarded to a full-time student in financial need enrolled in the Photo Arts Certificate Program at the Haliburton School of Art + Design. (variable amount)

Term: Fall

■ Kathleen Finlay Memorial Bursary

Awarded to a full-time student in financial need enrolled in the Visual & Creative Arts Fundamentals (Drawing and Painting) program. (variable amount)

Term: Fall

■ Carole and Don Finn Endowed Bursary

Awarded to a full-time student in financial need in the Arts Certificate/Diploma Program at the Haliburton Campus. (variable amount)

Term: Fall

■ Clark Guettel Memorial Student Bursary

Awarded to a full time student in the Glassblowing Program at the Haliburton Campus. (variable amount)

Term: Winter

Haliburton Friends Student Bursaries - Sustainable Building

Awarded to a full time student in the Sustainable Building Program at the Haliburton Campus. (variable amount)

Term: Spring

■ Haliburton Campus Staff Bursary

Awarded to a full time in financial need that is registered in a program that is offered at the Haliburton Campus. (variable amount)

Terms: Fall, Winter & Spring

■ Janet Honsberger Endowed Bursary

Awarded to a full time student registered in the Visual and Creative Art Diploma and/or any of the Arts certificate programs offered by the Haliburton School of Art + Design. (variable amount)

Term: Fall

■ The Gallen-Ludgate Arts Bursary

Awarded to a full time student registered in the Visual and Creative Art Diploma and/or any of the Arts certificate programs offered by the Haliburton School of Art + Design. (variable amount)

Term: Fall

PLEASE WELCOME TO THE STAGE

Join us in the Great Hall from 5:30 to 6:30 pm.

Our entertainment is suitable for adults and children alike.

Thursday, July 5

October Browne

October Browne has been playing guitar for more than 30 years and singing for 20. She has recorded four CD's on which she plays guitar, mandolin, cittern, bodhran and fiddle. She can also be heard on compilations with artists such as George Michael and Bruce Cockburn. She has become known for her intimate, heartfelt guitar instrumentals, emotive singing, and is one of a small handful of women who play fingerstyle guitar professionally. October has played around the world in various musical capacities that range from musical director and band member, to accompanist and soloist. www.octoberbrowne.com



Thursday, July 26

Eve Goldberg and Brenna MacCrimmon

Known for her watercolour voice and solid guitar style, Eve Goldberg is a compelling writer and interpreter whose music spans folk, blues, country, swing, bluegrass, and gospel. Brenna MacCrimmon is a Canadian folk singer who has been performing, studying and teaching Balkan and Turkish music since late 1980s.

Thursday, July 12

Katherine Wheatley

With offhand wit, vibrant lyrics and an infectious passion for performing, Katherine Wheatley has been captivating audiences everywhere she performs. According to the Toronto Star, she "turns pebbles of everyday life into dreamy mountains of song." It's an apt observation about this geologist-turned-songwriter. As she travels between shows on North America's highways, the landscape, as well as the characters she encounters on her travels, inspire her songs. She has an uncanny ability to take minor observations in life and find their soul. Warren Footz from SEE Magazine in Edmonton wrote "As a listener, it's hard not to sit back, close your eyes and watch the movie play. And man, can this serene red head ever play guitar." www.katherinewheatley.com womensmusicweekend.com katherinewheatley.com borealsongs.ca



Thursday, August 2

Wendell Ferguson

Six time Canadian Country Music Association Guitar Player of the Year and Canadian Country Music Hall of Fame inductee, Wendell Ferguson has travelled the globe and accompanied a veritable who's who in both the country field - (George Fox, Duane Steele, Tommy Hunter) and the folk arena - (Gordon Lightfoot, Quartette, Bob Snider, Cindy Church). He is one of the best loved and most respected guitar players in the country. And don't get us started on his humour!

Thursday, July 19

Andy Rush and the Choral Singers

Enjoy the power of the collective voice! A large group of people, many meeting for the first time just four days prior to becoming part of this choral group, will raise their voices together in song. It's extraordinary. Andy Rush's passion for performance and music motivates his singers and energizes large spaces! You'll witness and hear, but most of all you'll feel, the remarkable phenomenon of the collective voice.



Thursday, August 9

Annual Art Auction

See [page 92](#) for details.

Community Arts Events

Check out some Haliburton-area arts events on [page 92](#).

Art Talks

July 4

Dry Stone Bridges

with John Shaw Rimmington

John Shaw Rimmington, artist, designer, author, builder, philosopher, and teacher, is passionate about stone. In the past, he specialized in restoring historic stone buildings, eventually extending his focus to using stone in landscaping and building dry stone walls. His knowledge of designing with stone has developed after years of masonry practice in Canada and comprehensive research into traditional dry stonework in Britain where he worked with a number of professional wallers. He has designed and constructed many dry stone art installations across Canada as well as built a number of dry stone bridges in Ontario and Quebec. Notably, he and his class built a beautiful dry stone bridge in Haliburton in 2017. John is founder and president of Dry Stone Walling Across of Canada (www.dswac.ca), and also writes a daily blog, Thinking With My Hands. thinking-stoneman.blogspot.ca



July 11

The Glad Hatter

with Karyn Ruiz of Lilliput Hats

Karyn wanted to learn to tap dance but the class was full. "There's space in millinery", they said. That was over 25 years ago and she still can't tap dance but her hat designs and creations have adorned Whoopi Goldberg, Celine Dion, and Adrienne Clarkson. She created Gord Downie's hats for the Man, Machine, Poem tour. Theatre, television, and film credits include Mama Mia, Music Man, and The Evelyn Dick Story. See and hear about the history and processes of millinery and enjoy stories about the life of a milliner.



July 18

Being Creative. Being Well.

with Julie McIntyre

It's like a natural survival instinct. Sometimes without conscious assessment, people turn to the arts in the experience or aftermath of emotional or physical challenge. Why? Sometimes people simply live a creative life naturally, benefiting without the admission price of tragedy. How? Arguably, all are better for it. Scholars write about it; doctors prescribe it; survivors know it; and 'naturals' live it. Wellbeing is enhanced through creativity. Sharing stories from her professional life as an art psychotherapist and hospice volunteer, as well as her recent personal journey navigating through cancer, Julie will shine a light on the cause, effect and power of creativity.



4:45 to 6:00pm • Wednesdays from July 4 to August 8

Art Talks are held in the Great Hall of Fleming Campus.

Friends, family and community members welcome.

Free!

July 25

Splendour in the Damaged and Promise in Failure

with Jennifer Anne Norman

Jennifer Anne Norman is a multidisciplinary artist trained in traditional drawing and painting but remains unbound by any single material. Each creative endeavour directs her choice of material. She seeks splendour in the damaged and promise in failure. Canada leads the developed world in per capita production of garbage; ironically, this title is a result of excellent recycling programs that leave us with clear consciences uninterested in looking beyond the blue box. With this in mind, Jennifer creates artwork that playfully evokes a dialogue between our immediate environments, ecosystems, and our post-consumer waste. In this presentation, she will discuss her process, the multimedia aspects of her creative practice, and the culmination of her work to date, offering tips and advice based on personal experience.




August 1

Contemporary Painting: An Extended Vocabulary of Paint

with Kim-Lee Kho

Many contemporary painters are working with an expansive vocabulary of paint, using (and pushing) the properties of the paint and its application in unexpected ways and combinations. Their paintings offer us rich and surprising tactile experiences, a vivid sense of the artist's hand, as well as fascinating optical effects. Kim-Lee Kho will share numerous gorgeous examples from artists working today – many of them Canadian! – focusing in on their materiality and painterly language. An actively exhibiting multidisciplinary artist, instructor, speaker and consultant with a previous life in design, Kim-Lee Kho teaches regularly at HSAD, Neilson Park Creative Centre, and Visual Arts Mississauga.



August 8

Confessions of a Government Scribe – Heraldic Art & Calligraphy

with Judith Jaimet Bainbridge

Heraldic art began in the early Middle Ages, but it hasn't stayed there. It is thriving in Ottawa, where there is an office of the Governor General called the Heraldic Authority which grants Coats of Arms, Flags, Badges, and medals to individuals and organizations from Governors General, to canola farmers, to cities, and more. The Authority and other government departments hire artists to create documents through painting and calligraphy. Judy worked for almost 20 years painting, decorating, illuminating, gilding, and calligraphing such documents on fine paper and calfskin. She still teaches the skills involved; skills which will serve a modern artist well. Her favourite commissions are the Book of Remembrance for the Merchant Navy on display in the Peace Tower in Ottawa, and the Grant of Arms, Flag, and Badge to the new Province of Nunavut.



BEYOND THE STUDIO

Opportunities to relax, explore and enjoy during summer school!

■ Faculty Exhibition

An exhibition of faculty work will be present in the Great Hall for the duration of summer school.

■ Art Talks

Wednesdays • 4:45 to 6:00 pm

The Haliburton School of Art + Design sponsors a weekly free presentation open to all students, staff and public. Join us in the Great Hall. See page 91 for specific presentations.

■ Walk-About & Instructor Feature

Thursdays • 4:00 to 5:45 pm

Students, family, friends and community members are welcome to visit classrooms to see the work in progress and talk with the instructors. Instructor work will also be available to view on screen in the Great Hall.

■ Entertainment

Thursdays • 5:30 to 6:30 pm

Each Thursday evening you're invited to the Great Hall to relax and enjoy a free concert. The Art Auction will replace entertainment on August 10. See page 90 for specific entertainers.

Massage

Massage appointments will be available on-site in the summer. A schedule and sign-up sheet will be posted.

COMMUNITY ARTS EVENTS

Haliburton has a thriving and supportive arts scene with activities and events year round. Check out:

Haliburton Art & Craft Festival, see ad [page 96](#)

Haliburton County Studio Tour, see ad [page 96](#)

Haliburton Folk Society, haliburtonfolk.com

Haliburton Highlands Arts Council, www.haliburtonarts.on.ca

Highlands Opera Studio, www.highlandsoperastudio.com

Highlands Summer Festival, see ad [page 96](#)

HSAD Faculty Exhibition, see ad [page 96](#)

Stanhope Heritage Day, www.stanhopemuseum.on.ca

The Forest Festival, see ad [page 96](#)

Tour de Forest Artisans Tour, see ad [page 96](#)

Winter Folk Camp, www.winterfolkcamp.net

Sculpture Forest

Wrapped around the campus, the Haliburton Sculpture Forest is a unique outdoor collection of sculptures by Canadian and international artists. Unstructured and unscripted, the Sculpture Forest experience is ideal for families looking for an interesting outing, for those who enjoy outdoor trails, and for people looking for a unique artistic experience. Visit the Sculpture Forest anytime or join a free guided tour.

Full tours take place on Tuesdays from 10:00 to 11:30am and Curator's Choice tours are Wednesdays from 12:10 to 12:50 pm throughout July & August. Meet at the kiosk in the college parking lot. See ad [page 96](#).

The Haliburton School of Art + Design and Fleming College Advancement and Alumni Relations gratefully acknowledge the on-going support of the faculty, staff, students, and friends who generously support this event.

With the long history of this annual event and the generosity of our faculty, approximately \$450,000 in student bursaries has been raised. That's a remarkable impact on art, craft and design education.



2017 Art Auction donation
Charles O'Neil,
Freedom, Wire Sculpture

**Admission is free
and all are welcome!**

HALIBURTON SCHOOL OF ART + DESIGN FACULTY ART AUCTION

a fabulous annual event with a long history

There will be many unique works of art, all created and generously donated by artists who are members of the faculty at the Haliburton School of Art + Design. A number of Silent Auction items will also be available.

Thursday, August 9, 2018

**Haliburton Campus of Fleming College, Great Hall
Preview at 5:00pm • Auction at 7:00pm**

All proceeds from the Art Auction are directed to bursaries for students attending arts programs at the Haliburton Campus.

FAQ 2018

What are the admission requirements?

Students must be 19 years of age or older or a secondary school graduate to register for credit courses. Our week-long adult courses are credits toward Fleming College's Visual and Creative Arts Diploma.

Saturday workshops, Kids', Youth and Teen courses are not subject to this requirement.

What are the ages for courses?

We've made some changes that will provide more options for certain ages.

Kids (two groups):
4 (as of January 1, 2018) to 8 years and
8 to 10 years

Youth: 10 to 13 years

Teens: 13 to 18 years

Please adhere to the ages indicated in the kids, youth and teen programs. The school maintains the right to request proof of age and, if necessary, will remove a child from a course. No refund will be granted in these instances.

Which bus service goes to Haliburton?

Can-ar Coach Service has daily service from Toronto.
1-800-387-7097 www.can-arcoach.com

Is there a taxi service in Haliburton?

Hyland Taxi, 24-hour service 705-457-1777

Where do people stay when they take a course?

The Haliburton School of Art + Design maintains an accommodation list at www.hsta.ca under the Haliburton Accommodations tab. Options range from private to commercial, from room & board to hotels; the distance to the school is indicated with each. Additional accommodation information is available through the local tourism office at www.experiencehaliburton.com. We suggest letting accommodation providers know about the school's two-week cancellation policy and asking if they can have the same.

Can I get art supplies there?

Art supplies will be available for purchase on-site Mondays and Wednesdays from July 2 to August 8, 2018. There are also some art supplies available at local retail outlets.

Can we get something to eat at the school?

Fleming Campus: There is a small servery located at our Haliburton campus. Coffee, muffins, juices, soups, salads, and daily lunch specials are available. The hours are as follows:

Monday to Friday 8:30 am to 2:30 pm

There are also vending machines with drinks and snacks, as well as a microwave and fridge available for your use. Picnic tables will be situated around the property. There are a number of restaurant options in the village.

Please note that there will not be food service for Saturday workshops.

J. Douglas Hodgson Elementary School: Food service will be provided by SIRCH Community Services. Chef Diane McKnight, of Simply Homemade, will be baking up morning snacks as well as creating a variety of healthy and delicious soups, salads, main courses and treats at lunch. She uses fresh local ingredients and will have some gluten-free options. Simply Homemade is a social enterprise of SIRCH Community Services, a non-profit

organization that provides food service training to youth, and also provides thousands of meals to those in need in the county. Every lunch sold at JDH helps them feed a child or senior. Simply Homemade lunches are affordable, nutritious and yummy ... and you'll be helping someone else!

Can I bring my pet?

We're sorry but pets are not permitted in any of the school locations.

How do I know if the skill level is right for me?

We do our best to indicate the skill level that instruction will be offered at. If there is no indication, assume that it's suitable for beginners. Please give careful consideration to the appropriateness of your course as it relates to your skill level as this will ensure a positive learning experience for all involved. We would be happy to assist you with any questions.

Is smoking allowed?

Smoking is only permitted in designated areas. Please ask for details when you're on site.

Can you help me with special needs?

Fleming College strives to accommodate individuals with special needs. Equal access is important to us. Students requiring special support while at the school should inform us upon registration. Self-identification is your responsibility. Please contact the school in a timely manner to enable us to make necessary arrangements. call (705) 457-1680 or TTY (705) 749-5521.

Is there a discounted fee for seniors?

We don't offer a senior rate for any of our courses, workshops or supplies.

How can I find out more about the local area?

Information about the Haliburton Highlands is available at www.experiencehaliburton.com and www.haliburtoncounty.ca

OPENING DATES FOR REGISTRATION

March 1	Spring and summer courses
March 26	Expressive Arts – part-time, spring program
June 1	OHS Level II and V
July 3	Fall courses

Check our website at www.hsad.ca
for the latest information.

Calendar Accuracy

The material in this calendar has been prepared in advance of the academic session to which it pertains. The information presented herein was the most current and accurate information at the time of printing. Fleming College reserves the right to make changes without further notice. For the most current information, please visit www.hsad.ca

Registration Options



ONLINE

Visit hsad.ca, scroll down and click Summer/Fall Art Programs. Select your course and follow the instructions.

This process confirms enrolment and payment. Be sure to access your material list online as well. Click 'Material List & Important Details' on the course information page.

Online registration is unavailable for a small number of offerings.



PHONE

Register with your Visa or Mastercard.
1-866-353-6464 ext. 3
705-457-1680



IN PERSON

Drop by our office at 297 College Drive, just minutes from downtown Haliburton.



MAIL

Send your registration details and full payment – cheque or money order only, payable to Fleming College.

HSAD, Fleming College
P.O. Box 839
Haliburton, ON
K0M 1S0

**REGISTER
ASAP!**

Waiting until the last minute limits your choice of courses and may cause disappointment.

All fees are payable in Canadian funds. Unless otherwise indicated material fees are payable to the instructor on the first day of class. See the next page for important information about material lists. Fleming College is committed to sustainable environmental practices. In an effort to conserve paper, your material list, map and detailed welcome letter will be accessible on-line (by April 1).

OPENING DATES FOR REGISTRATION

March 1	Spring and summer courses
March 26	Expressive Arts – part-time, spring program
June 1	OHS Level II and V
July 3	Fall courses

Should you require further information, please call our office for assistance:

705-457-1680

Toll-free 1-866-353-6464 ext. 3

askus@hsad.ca



Important Information

Accommodation Information – See page 93.

Administrative Fee – All part-time HSAD course cancellations are subject to a \$25 administrative fee. If you cancel in writing any time up to 14 days prior to course start, you will receive a full refund less a \$25 administrative fee. See below for full refund policy.

Age Groups – Kids: 4 to 8 years and
8 to 10 years
Youth: 10 to 13 years
Teen: 13 to 18 years



Cancellation of Courses – Please see details as outlined in the Refund Policy section below.

Fees – Tuition fees for most part-time credit courses are \$6.81 per hour. The part-time service fee is \$0.77 per course hour to a maximum of \$45 per course. Service fee details below. Material costs are extra and subject to tax.

Freedom of Information – Information given will be used for administration purposes such as registration, student records, class lists and mailing lists.

Harmonized Sales Tax (HST) – Where applicable, HST is included in the course fee listed.

International Fees – Registrants who are not Canadian Citizens or Landed Immigrants will be required to pay course fees based on an international rate. The international rate for a part-time course is calculated at \$18.15 per hour plus a \$0.77 per course hour (up to a maximum of \$45) service fee. A week long credit course will cost \$898.71. Material costs are extra and subject to tax.

Part-Time Service Fee – A part-time service fee of \$0.77 per course hour (up to a maximum of \$45) applies to all adult week-long courses and adult weekend workshops. The fee is included in the advertised fee and will cover services offered to students at the Haliburton School of Art + Design.

VCAD Credits: *Within this calendar,*

foundation courses are indicated by a single asterisk (),
non-credit courses are indicated by a double asterisk (**),
elective courses have no asterisk.*

See [pages 72–73](#) for more information regarding the Visual and Creative Arts Diploma.

Receipt – Your receipt will be mailed to you.

Skill Levels – Courses are designed for the beginner to the advanced student, unless otherwise indicated. Limited class size allows for individual instruction at each level, providing maximum benefit to all students. Please be sure to check the experience recommendations indicated before you register for a course.

Tax Receipts – Canada Customs and Revenue Agency (CCRA) dictates that a full or part-time course fee must exceed \$100, must be at a post-secondary level and the associated program must be greater than 3 consecutive weeks in duration to be eligible for a T2202A. T2202A's are issued for HSAD credit courses but not mailed out. Visit your student centre at <https://mycampus.flemingc.on.ca> and click View/Print Tax Slips. You will need your student number, which is indicated on your receipt.

Transcripts/Final Grades – Printed transcripts are not automatically provided unless you have completed a Certificate or Diploma, or have requested one. To access your grade, please visit <https://mycampus.flemingc.on.ca> and follow the instructions. You will need your student number, which is shown on your receipt.

Weaving Looms – There are four-harness floor looms and related equipment available for use at the school.

Material Lists

A list of materials needed for your course is accessible on-line (usually by April 1). Visit www.hsad.ca, search for your course name then click the "Supporting Materials" link.

Important details to check:

- Course name
- Course code and section number
- Instructor
- Date

These checks will ensure you are accessing the correct material list for your course.

This list will also indicate any material fees that will be payable to the instructor. Please check the status of your course if you are concerned about the investment in materials. Your material list can be mailed to you upon request.

REFUND POLICY

If We Cancel: When the college finds it necessary to cancel a course, a full refund of fees will be granted. Decisions on course cancellations are made two weeks prior to course start in order to provide fair notice to students and instructors. Notifications are made by telephone – be sure to give us an alternate number to call if possible. Should you wish to transfer to another course, every effort will be made to accommodate you, providing there is space. You will be contacted only in the event of cancellation. We cannot be responsible for travel or accommodation expenses.

Courses are non-transferable. Transcripts are issued for credit courses, making it imperative that the student registered is the student that attends.

*No refunds, partial or whole, will be granted if we receive insufficient written notification.
It may take 2 to 4 weeks for refunds to be processed.*

If You Cancel: All notifications of cancellation must be received in writing.

If you cancel any time up to 14 days prior to course start, you will receive a full refund less a \$25 administrative fee. If you cancel later than 14 days prior to course start, there is no refund of fees. This policy applies in all circumstances due to our commitment to students and instructors two weeks prior to course start. Should you be able to attend a different course within the fiscal year, we would be happy to attempt to accommodate you.

Our fax number is (705) 457-2255 and is available 24 hours/day 7 days/week. Notification is also welcomed electronically at askus@hsad.ca

Haliburton Forest & Wild Life Reserve
proudly presents



the Forest Festival

August 15-19, 2018

7 Incredible Shows in 5 Amazing Days

Experience Unique
Summer Performances
at our Waterfront Amphitheatre
& Historic Logging Museum

Tickets & information **1.800.631.2198** 

www.theforestfestival.com

WHAT'S ON *stage* THIS SUMMER

ROMEO & JULIET
July 2-5 (7:30 pm), 6 & 8 (2 pm matinee), 9 & 10 (7:30 pm)

NOT QUITE SHERLOCK
July 11 & 12 (7:30 pm), 13 (2 pm matinee)

CLIFFHANGER
July 16-19 (7:30 pm), 20 & 22 (2 pm matinee), 23 & 24 (7:30 pm)

FROM WEIMAR TO VAUDEVILLE
July 25 & 26 (7:30 pm), 27 (2 pm matinee)

THE DINING ROOM
July 30 - Aug 2 (7:30 pm), 3 & 5 (2 pm matinee), Aug 7 & 8 (7:30 pm)



Tickets or more information
705.457.9933 | Toll Free 855.457.9933
Order tickets online
HighlandsSummerFestival.on.ca

HIGHLANDS OPERA STUDIO

VALERIE KUINKA
General Director
RICHARD MARGISON
Artistic Director



JUL 26 – AUG 27 | 2018

HEAR THE BEST YOUNG SINGERS
FROM ACROSS CANADA IN
MASTERCLASSES, CONCERTS,
AND FULLY-STAGED OPERAS
INCLUDING **LA BOHÈME**.

BOX OFFICE 1-855-455-5533
HighlandsOperaStudio.com

**AGNES JAMIESON
PUBLIC ART GALLERY**
176 Bobcaygeon Road | Minden
Collection of André Lapine ARCA (1866-1952)

Featuring local and regional artists exhibitions and artist talks

HIGHLIGHTS...



Exhibition with Jay Dart
August 28 to October 6
Tap For Sap 16" x 14", 2016
watercolour & graphite



Exhibition with Matthew McInnes
May 29 to July 2
Hamilton Shacktown etching print



Exhibition with Jennifer Churchill
November 6 to December 22
Untitled acrylic painting

FOR MORE PROGRAMMING INFORMATION VISIT
www.mindenhill.ca/art-gallery/gallery-programming



explore haliburtonsculptureforest.ca

**free admission.
open dawn to dusk.**

**30+ sculptures
in Glebe Park
Haliburton.**



FREE GUIDED TOURS, JULY & AUGUST
Tue 10:00–11:30 am, Wed 12:10–12:50 pm

Haliburton Art and Craft FESTIVAL



Head Lake Park
Fri July 27 12-6
Sat July 28 9:30-6
Sun July 29 9:30-4

12th Annual
TOUR DE FOREST

Summer Studio Tour

August 4 & 5, 2018 • 10am–5pm

Explore the scenic route and discover original treasures
in a wide variety of media

www.haliburtontourdeforest.com
toudeforest1@gmail.com



This is the summer you could devote to your art practice. **May to August 2018**

Our advanced Independent Studio Practice post-graduate program is structured for artists like you to take your practice to the next level, with the support and mentorship of professional artists.

Spend May to August immersed in your art in the location that best suits you. Because this program is flexible in its delivery, you can choose to work from your own studio, or here on campus.

Program Highlights:

- A limited number of scheduled classes take place on campus, augmented by online learning, PLUS field trips and on-site studio visits with professional artists
- Choose from over 100 week-long art course electives to enhance your skills, or to explore a completely new medium
- Create bodies of work, a set of artist documents, and a final portfolio


Contact us to discuss how we can customize a unique studio learning experience for you this coming summer. Apply now for Summer 2018.

Contact Sandra Dupret:
1-866-353-6464 ext. 6708
sandra.dupret@flemingcollege.ca

hsad.ca



**Haliburton School
of Art + Design**
Fleming College



705.457.1680

Toll Free 1.866.353.6464 ext. 3

askus@hsad.ca

**297 College Drive
Box 839, Haliburton, Ontario
K0M 1S0**

Connect with us



hsad.ca