



**Haliburton School
of Art + Design**
Fleming College




Course Calendar
2016



is for Haliburton School of Art + Design

We've changed our name, but not our commitment to providing the best possible art education experience for our students. Our new name now reflects the breadth of our expanded programming: art and design studies offered in full-time, part-time, and accelerated formats; available at multiple campus locations and partner institutions.

The letter H features prominently in our new identity:

-  is inspired by the iconic Haliburton campus red doors that symbolize the opening of creative possibilities for all students.
-  is for Haliburton and the wonderful community of artists, designers and makers who live here.
-  is an acknowledgment of our longstanding history in shaping art education since 1968.



Cover Art
John Anderson, *Morning Joy Study*, 2011

John Anderson is a veteran studio and plein air painter. His first major influence was the work of Andrew Wyeth; later it was the Group of Seven and Tom Thomson. John teaches in our summer program:
Landscape Painting – Inside & Out
Oil Painting – Introduction to Plein Air
Oil Painting – Plein Air Intermediate/Advanced



Take Your Studio Practice to the Next Level This Summer.

Studio Process Advancement Graduate Certificate — May to August, 2016

We are offering a new, immersive studio experience this summer at the Haliburton School of Art + Design.

This unique, intensive studio program is designed specifically for emerging artists, visual arts graduates and established practitioners who want to re-examine and further develop their work with the guidance of a team of professional faculty in a supportive, inspiring environment.

Here are some of the Program Highlights:

- During this 15-week immersive experience, you will spend 40 hours a week in the studio mentored by professional artists, creating one or more considered bodies of work.
- Through individual and group critiques, guest lectures, exhibitions and gallery visits, you will be supported in the development of your work, your portfolio, documents and submission processes for grants, and exhibition preparation.
- You'll present your current body of work during an artist talk, along with a set of artist documents and a final portfolio.

For program details, contact Sandra Dupret:
sandra.dupret@flamingcollege.ca

Welcome!

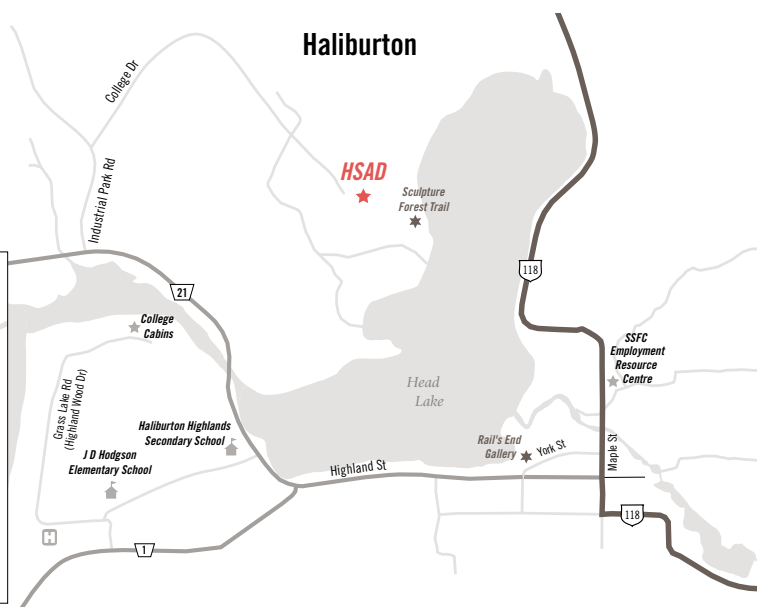
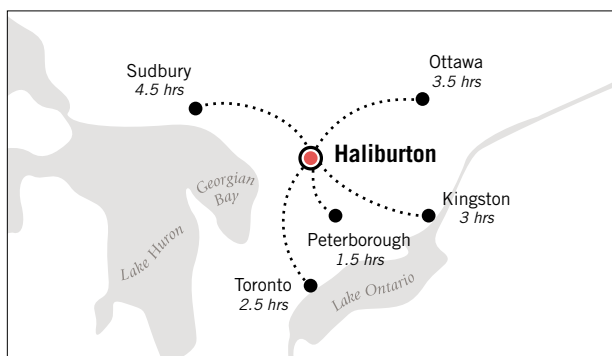
Haliburton School of Art + Design

College Information	3
Courses and Programs	
Course Listings by Date	4
Expressive Arts – Ontario College Graduate Certificate	9
Expressive Arts Courses	10
Spring 2016	
Peterborough	12
OCAD University	13
Haliburton.	15
Concentrated Study, Drawing and Painting	16
Summer 2016	
Haliburton.	19
Sustainable Building and Construction.	63
Fall 2016	
McMichael Canadian Art Collection	65
Peterborough	66
Five Oaks Education and Retreat Centre	68
Haliburton.	69
Visual and Creative Arts Diploma (VCAD)	72
Instructor Biographies	74
General Information	
Important Information	89
Refund Policy	89
FAQ	90
Activities Schedule.	91
Community Arts Events	91
Entertainment – On Stage	92
Art Talks	93
Bursaries	94
"Adopt a Cabin" Renovation Fund	95



Like us on Facebook:
[flemingHSAD](https://www.facebook.com/flemingHSAD)





Indulgence. Immersion. Inspiration.

Haliburton School of Art + Design offers cottage country and city art experiences.

- Haliburton
- Peterborough
- OCAD U in Toronto
- McMichael Canadian Art Collection in Kleinburg
- Five Oaks Education and Retreat Centre in Paris, Ontario

Spring: Courses are held at Fleming's Haliburton Campus in the village of Haliburton and at the Sutherland Campus in Peterborough. Additional offerings are available at the Ontario College of Art and Design University (OCAD U) in Toronto.

Summer: Courses are held in the village of Haliburton, just 2½ hours north of Toronto and 3½ hours west of Ottawa. Most are located at Fleming's Haliburton Campus and J. Douglas Hodgson Elementary School. Some classes are held at other venues within the village. A map featuring locations is available online and specific locations/room number of each course will be posted at the entrances of the Fleming Campus and JDH Elementary. Outdoor signage and staff members will also help direct you.

In order to accommodate changing registration levels and specific needs, precise room locations are determined the Friday prior to the start of the course and are subject to change.

Fall: Courses will be held at Fleming's Haliburton Campus in the village of Haliburton, at the Sutherland Campus in Peterborough, Five Oaks Education and Retreat Centre in Paris Ontario, and the Canadian Art Collection in Kleinburg.

DATES

The majority of courses are held in Haliburton in the summer months, with additional offerings in the fall and spring as detailed.

TIMES

Week-long courses: 9:00 am to 4:30 pm, Monday to Friday unless otherwise indicated. (Some courses are 6 days.)

Saturday workshops: 9:00 am to 5:00 pm

Saturday morning workshops: 9:00 am to noon

FEES

Week-long adult credit courses (5 days): \$340.58

Saturday workshops: \$105.32

Saturday morning workshops: \$45.14

Kids' courses: \$105.90 per week (half days)

Youth courses: \$207.68

Teen courses: \$231.55

Materials extra.

askus@hsad.ca

1.866.353.6464 ext. 3 or 705.457.1680

Fax: 705.457.2255

297 College Drive, Box 839,
Haliburton, Ontario K0M 1S0

OPENING DATES FOR REGISTRATION

March 1	Spring and summer Haliburton & OCADU courses and spring Peterborough courses
March 28	Expressive Arts – Part-time within the 8-week spring program
July 4	Fall in all locations

Visual and Creative Arts Diploma (VCAD)

Investigate our unique and flexible options for earning a diploma in the visual arts. Choose the learning path that's right for you!

See [pages 72–73](#) for more information.

VCAD Credits: Within this calendar, foundation courses are indicated by a single asterisk (*), non-credit courses are indicated by a double asterisk (**), elective courses have no asterisk.



**Haliburton School
of Art + Design**
Fleming College



Dear Art Enthusiast,

Welcome to the Haliburton School of Art + Design! We are very excited to launch our new school name and new brand identity with this year's summer school calendar.

We've changed our name to better reflect our school's expanded programming, including our summer school courses. Between these pages you will find amazing courses that focus on a variety of visual and performing arts, as well as great design courses – all taught by professionals from across the country.

2016 marks our 48th year of providing the largest of selection of summer art programming in the country. We have grown from a small program that offered a handful of fall landscape painting and photography courses to a college campus that welcomes 300 full-time students and 2,500 part-time students throughout the year.

Besides a great new look, the evolution of our school brand means you will have more programming choices and greater access to unique courses developed and delivered by Canada's best creative talent. We have built our longstanding reputation on providing an intimate, hands-on learning experience and that continues to be our direction as we move into this new phase of our history.

Whatever your skill level or interests, we have over 300 courses for you to choose from, including 70 brand new classes. Come and explore your creative possibilities with us this summer.

I look forward to seeing you in the studios soon.

Yours in art,

Sandra Dupret

Dean, Haliburton School of Art + Design

3

Open House

Saturday, April 2, 2016 • 10 am – 2 pm

Experience what we have to offer!

- Talk to Fleming faculty, staff, and students, and tour our fabulous campus.
- See the studios, Great Hall, and classrooms.
- Get information about accommodation options, and visit the village of Haliburton.
- You may want to stroll through the Haliburton Sculpture Forest that surrounds the campus. See [page 91](#).

There will be another Open House in the fall.
Call us for the date if you are interested in visiting.

Fleming College

LEARN | BELONG | BECOME

- College President: Dr. Tony Tilly
- Campus locations in Peterborough, Lindsay, Haliburton, and Cobourg.
- 6,000 full-time students; 10,000 part-time students; 68,000+ alumni
- More than 110 full-time programs in Business and Justice, Environmental and Natural Resource Sciences, Fine Arts, Community Development and Health, Trades and Technology, General Arts and Science, and Continuing Education.
- More than 900 part-time courses are offered in evening sessions, week-long or weekend workshops, day classes, or online. The college's portfolio includes both career-enhancing programs and lifestyle and leisure courses.
- Fleming College, as a member of OntarioLearn, offers hundreds of online courses; this is a flexible option for students balancing a career, education, and personal commitments.

flemingcollege.ca

COURSE LISTINGS



hsad.ca 1.866.353.6464 ext. 3

OPENING DATES FOR REGISTRATION

- | | |
|----------|------------------------------------------------------------------------------|
| March 1 | Spring and summer Haliburton & OCADU courses and spring Peterborough courses |
| March 28 | Expressive Arts – Part-time within the 8-week spring program |
| July 4 | Fall in all locations |

OTHER-THAN-HALIBURTON IN THE SPRING AND SUMMER

FLEMING COLLEGE, PETERBOROUGH

Saturday, May 14 (page 12)

Acrylic Textures & Dimensions Workshop Victoria Wallace
Beadwork Basics Workshop Andrew Bullock
Creative Brush Expressions – Japanese Sumi-e
. Cassandra Wyszkowski
Jewellery – Rivets, Wraps & Making Connections
. Amanda Brittin
Nuno Felting Workshop Susan MacDonald
Watercolour Greetings Workshop Marg McIntyre

OCAD U, TORONTO

June 6 to 10 (page 13)

Contemporary Figure Painting – Issues & Methods . . .	Andy Fabb
Drawing: Form, Space & the Urban Environment	Thomas Hendry
Figurative Abstraction in Acrylic	Brian Smith
Open Studio – Painting.	Andrea Mossop
Painting – Impressions, Inspirations & Ideas.	Joanna Nash

June 13 to 17 (page 14)

Artistic Exploration – Painting & Drawing	Jay Dampf
Expressionism – Power, Passion & Paint.	Steve Rose
Life Drawing & Painting – Landscape of the Model	Joanna Nash
Open Studio – Painting.	Andrea Mossop
Portrait Painting.	Brian Smith



Sutherland Campus, Peterborough



OCAD U, Toronto

HALIBURTON IN THE SPRING & SUMMER

April 25 to 29 (page 15)

Artistic Narrative through Assemblage Kal Honey

May 9 to 13 (page 15)

Coloured Pencils & Pastels. Marta Scythes
Iron Sculpture Open Studio Rene Petitjean
Painting Basics Shannon Partridge

DRAWING & PAINTING

– ADVANCED INDIVIDUAL STUDIES (page 16)

May 9 to 13

Painting – Advanced Individual Studies John Leonard

May 16 to 20

Visual Arts – Advanced Individual Studies. John Leonard

Saturday May 21 (page 17)

Percussion Instruments Workshop John Proctor

May 30 to June 3 (page 17)

Conceptual Transformations. Elinor Whidden

June 20 to 24 (page 17)

Mindfulness Creativity & Spirituality within Expressive Arts
. Julie McIntyre

June 27 to July 1 (page 18)

Drawing & Painting Media Sampler Elizabeth Hutchinson
Felted Wearable Art Diane Lemire
Painting – Creating Composition. Shannon Partridge
Pottery – Hand Building & Personalized Decoration . April Gates
Stone Carving – Relief & Letter Carving. Fly Freeman
Watercolour Basics & Beyond Marta Scythes

July 4 to 8 (page 19)

Acrylic, Collage, Yoga & Meditation. Jill Segal
Acrylics – Changing the Subjects Marianne Broome
Acrylics & Mixed Media – Introductory Annette Blady Van Mil
Bird Carving – Beg/Interm Uta Strelive
Conceptual Transformations. Elinor Whidden
Creating Written Memoirs. Nora Zylstra-Savage
Dry Stone Walling. John Shaw Rimmington
Dyeing – Wrap & Rust Maggie Vanderweilt
Fibre Arts for Quilters. Jan Anderson
Fundamental Drawing Charles O'Neil
Glassblowing and Glassblowing II Sally McCubbin
Harp – Intermediate. Maureen McKay
Jewellery – Stone Setting: Beg/Interm/Adv . . Susan Watson Ellis
Kids' Pop Art Michele Karch Ackerman
Kids' Zoo Mania Toni Caldarone
Landscape Painting 101. Rod Prouse
Music – Campfire & Beyond. October Browne
Musical Instrument Construction Philip Davis
Oil Painting – Intuitive Expression. Sue Miller
Painting Birds Matthew Mancini
Painting from the Model – Adv John Leonard
Passionate Paint I and Passionate Paint II Al Van Mil
Photography – Travel & Landscape. Rob Stimpson
Pottery – Beginners April Gates
Printmaking – Screen Monoprinting Plus Linda Kristin Blix
Totem Carving Wayne Hill
Watercolour Painting – Advanced Art Cunanan
Youth/Teen Animation Tammy Rea
Youth/Teen Mixed Media Creations. Amanda Brittin

Saturday, July 9 (page 25)

Abstracting the Landscape in Acrylics Workshop
. Marianne Broome
Beadwork Basics Workshop Andrew Bullock
Expressive Painting Workshop Sue Miller
Fabric Printing – Print, Paint & Roll Workshop Gunnel Hag
Frame Drum Making Workshop John Proctor
Jewellery – Silver Ring Workshop Susan Watson Ellis
Painted Floor Cloths Workshop. Amanda Brittin
Painting – Mixed Media Layers Workshop. Holly Dean

Expressive Arts Graduate Certificate

See pages 9 – 11

Full-time program:
April 25 to June 17, 2016

April 25 to 29

Introduction to Expressive Art. Julie McIntyre

May 2 to 6

Sandtray & Writing within Expressive Arts
. Verity Barrett & Julie McIntyre

May 9 to 13

Expressive Arts – Exploring Relationships Ed Hagedorn

May 16 to 20

Mindful Music & Movement in Expressive Arts
. Gary Diggins & Dorit Osher

May 23 to 27

Expressive Arts and Resiliency Markus Alexander

May 30 to June 3

Expressive Arts Modalities
. Julie McIntyre & Robin McGauley

June 6 to 10

Planning Expressive Arts Experiences. . . . Robin McGauley

June 13 to 17

Professional Issues with the Expressive Arts
. Marylisa Ince



Bursaries and Scholarships are available. See page 94.

July 11 to 15 (page 26)

Acrylics – Explore, Express, Experiment Kim Lee Kho
 Creative Writing – Ignite Your Potential Nora Zylstra-Savage
 Decoy Carving Doug Mason
 Digital Integration & Collage David Clarkson
 Drawing with Ink & Colour Charles O'Neil
 Fabric Printing – Irresistible Resists Gunnel Hag
 Glassblowing and Glassblowing II Terry Craig
 Harp – Beginner Maureen McKay
 Japanese Brush Painting I Cassandra Wyszowski
 Jewellery Michael Letki
 Kids' Oceanic Adventures Marcin Wisniewski
 Kids' Play with Drama Leanne Schachow
 Landscape Painting – Working the Land Rod Prouse
 Millinery – The Art of Hat Making Karyn Gingras
 Musical Instrument Construction – Interm/Adv Philip Davis
 Oil Painting – Introduction to Plein Air John Anderson
 Open Studio – Painting V. Jane Gordon
 Painting – Layered Mixed Media Holly Dean
 Photography – Creative Images Rob Stimpson
 Pottery II Lisa Barry
 Quilting – Complex Design & Piecing Helen Garland
 Stained Glass and Stained Glass – Interm. Wendy Ladurantaye
 Symbols & Expressive Patterns Suzi Dwor
 Teen Choral Crew Andy Rush
 Textile Collage – Mixed Media Maggie Vanderweilt
 Ukulele Ensemble I Eve Goldberg
 Ukulele for Beginners Brenna MacCrimmon
 Watercolour Painting – Experimental Kal Honey
 Weaving – Basic Level I and Weaving – Sett Study
 Ralph Johnston
 Youth/Teen Metal Jewellery Arts Susan Watson Ellis

Saturday, July 16 (page 33)

Encaustic & Photo Transfer Workshop Susan Fisher
 Jewellery – Forged Bangle Workshop Todd Jeffrey Ellis
 Landscape Painting Workshop Matthew Mancini
 Mosaic Windows & Lamps Workshop Amanda Brittin
 Open Studio Painting Workshop V. Jane Gordon
 Our Stories Preserve Our Histories (9am to noon) Jim Blake
 Paper Engineering: Pop-Up Workshop Helen McCusker
 Transfer Painting on Fabric Workshop Sylvia Naylor

July 18 to 22 (page 34)

Abstracting the Landscape in Acrylic Marianne Broome
 Acrylics Mary Intven Wallace
 Artist Retreat: Yoga, Meditation & Drawing
 Sheila Miller & Liz Wilde
 Contemporary Collage Kal Honey
 Creative Choral Music Sherry Squires
 Creative Choral Music II Andy Rush
 Dyeing to Quilt Elaine Quehl
 Encaustic Mixed Media & Collage Susan Fisher
 Free Motion Machine Embroidery Sylvia Naylor
 Glassblowing and Glassblowing – Style & Form Andrew Kuntz
 Japanese Brush Painting II Cassandra Wyszowski
 Jewellery Casting Michael Letki
 Kids' Musical Jam Charlie Kert
 Kids' Picasso Pizzazz Michele Karch Ackerman
 Landscape Art Alternatives David Clarkson
 Life Drawing – Basics & Beyond Helen McCusker
 Mosaics Annette Blady Van Mil

Oil Painting Open Studio Andrea Mossop
 Open Studio – Painting V. Jane Gordon
 Paint Like the Group of Seven Al Van Mil
 Paint Like the Masters Matthew Mancini
 Photography – In Camera Elisabeth Feryn
 Pottery – Form & Function Scott Barnim
 Printmaking – Woodcut Marta Scythes
 Spinning Wendy E. Bateman
 Stone Carving Fly Freeman
 Wire Sculpture Charles O'Neil
 Writing That Resonates Ken Murray
 Youth/Teen Cuisine Dana Jackson
 Youth/Teen Movie Making Tammy Rea & Martha Larsen

Saturday, July 23 (page 40)

Acrylic Non-Objective Abstract Workshop Marianne Broome
 Hand Set Metal Type & Letterpress Workshop Robert Mann
 Harmonica – Beginner Workshop Carlos del Junco
 Jewellery – Rivets, Wraps & Making Connections
 Amanda Brittin
 Mindfulness – Introductory Workshop Sheila Miller
 Painting with Unconventional Tools Workshop
 Rosemary VanderBreggen
 Wearable Technology Workshop Gabriel Lazdins
 Zentangle® Workshop Chari-Lynn Reithmeier

July 25 to 29 (page 41)

Acrylic Abstraction & Expressionism I Gwen Tooth
 Animals in Art Jay Dampf
 Beadwork Through the Ages Andrew Bullock
 Bird Carving – Interm/Adv Bruce Lepper
 Collage & Acrylic Explorations Rose Pearson
 Contemplative Photography – Looking & Seeing
 John McQuade
 Creative Writing – The Power of Story Nora Zylstra-Savage
 Felting – Traditional & Contemporary Wet Techniques
 Susan MacDonald
 Garden Art in Clay Paul Portelli
 Japanese Sumi-e & Watercolour – East Meets West
 Cassandra Wyszowski
 Kids' Colour Kaleidoscope Rebecca Reynolds
 Kids' Paper Maché Gayle McIvor
 Oil Painting – Plein Air Interm/Adv John Anderson
 Painting & Collage – Unconventional
 Rosemary VanderBreggen
 Painting Light Andrea Mossop
 Plein Air Landscape Painting – Intro Sam Paonessa
 Portraiture Drawing & Painting Marta Scythes
 Pottery – Form & Style Duncan Aird
 Printmaking – The Etched Image Anna Gaby-Trotz
 Quilting – Serendipity Strips & Curves Elaine Quehl
 Silkscreening for Contemporary Design & Application
 Dave Murray
 Silversmithing/Metalsmithing Open Studio Todd Jeffrey Ellis
 Songwriting and Songwriting – Interm/Adv Katherine Wheatley
 Stone Carving – Power Tools Fly Freeman
 Travelling with a Sketchbook Nancy Newman
 Wire Sculpture – Large Scale Charles O'Neil
 Youth/Teen Build Your Own Skateboard Deck and
 Youth/Teen Build Your Own Skateboard Deck II
 Bryce Petersen
 Youth/Teen Pop-Up Book Helen McCusker
 Zentangle® Chari-Lynn Reithmeier

Saturday, July 30 (page 47)

Embroidery – Contemporary Processes Workshop
..... Kate Carder-Thompson
Felting Workshop Elisha Barlow
Glass Flamework Workshop Brad Sherwood
Jewellery – Sterling Silver Fold Formed Earrings Workshop
..... Todd Jeffrey Ellis
Spirit Doll Workshop Linda Lee Purvis
Thread Sketching & Painting Workshop Jan Anderson
Tree Sculpture Workshop Suzi Dwor
Wire Sculpture Workshop Charles O'Neil

August 1 to 5 (page 48)

3D Printing Shannon Kennedy
Acrylics – Material Exploration & the Artistic Voice
..... Victoria Wallace
Acrylics: Non-Objective I Lila Lewis Irving
Artistic Explorations – Painting & Drawing Jay Damp
Bladesmithing Jeff Helmes
Clothing Renovations Laurie Pye
Contemporary Landscape Painting John Leonard
Contemporary Sculpture Helen Cho
Creative Writing Catherine Graham
Drawing – Experimental Kate Carder-Thompson
Drum Making and Drumming David Berger
Expressive Arts – Creative Connections Lorrie Margaret Beaton
Fabrics – Colour, Patterns & Painterly Effects Margot Miller
Figure Drawing – Beyond the Line Gary Smith
Finger-Style Guitar Playing Rick Fines
Glass Flamework Techniques and
Glass Flamework Techniques II Brad Sherwood
Kids' Adventures in Art Jessica Wallace
Kids' Metal Jewellery Arts Susan Watson Ellis
Make-up FX & Character Design Rhonda Morley Causton
Negative Painting Nancy Newman
Painting – Contemporary Methods & Meanings Andy Fabo
Painting – Power Tips from the Masters Yves Ameline
Plein Air Landscape Painting – Interm/Adv Sam Paonessa
Portrait Sketching & Development Matthew Mancini
Pottery Throwing Camp – Interm/Adv Rene Petitjean
Silk Explorations Beth Abbott
Silver Clay – Mould & Fire Sophia Tink
Youth/Teen Casting & Sculpture Suzi Dwor



Courses for Kids, Youth and Teens

*All course names for our younger artists start with
'Kids,' 'Youth' or 'Teen,' depending on the age requirement.*

Age groupings have recently changed.

See page 89 for more information.

August 8 to 12 (page 55)

Acrylics & Mixed Media – Interm Annette Blady Van Mil
Acrylics: Non-Objective II Lila Lewis Irving
Blacksmithing Rene Petitjean
Celtic Designs & Monograms Marta Scythes
Cheesecloth Imagery on Fabric Mary Pal
Decoy Carving – Contemporary Antique Style Ken Hussey
Expressive Arts in Palliative Care Julie McIntyre
Glass Fusing, Slumping & Surface Decoration Kirei Samuel
Image Transfer for Quilts & More Rachel MacGillivray
Indigo & Shibori Harriet Boon
Jewellery – Chain Making: Beginner/Interm/Adv
..... Susan Watson Ellis
Kids' Around the World Hannah Strand
Kids' Handbuilding Pottery Lisa Barry
Landscape Painting – Large Format Ljubomir Ivankovic
Landscape Sketching & Painting Elizabeth Hutchinson
Painting – Unlock Your Personal Style Gary Smith
Paper Sculpture & Collage Suzi Dwor
Pastel Painting – Intro and Pastel Painting – Interm
..... Margaret Ferraro
Photography – Technically Minded but Artistically Inclined
..... Michael Bainbridge
Portrait Painting Matthew Mancini
Pottery – Raku: Copper Matte, Patinas & Lustres
..... Michael Sheba
Pyrography – The Art of Burning Carole Peters
Rug Hooking – Traditional East Coast Primitive and
Rug Hooking – Traditional East Coast Primitive – Interm
..... Donna Sproule
Studio Sampler Paul Marshall
Woodcarving – Relief Neil Cox
Youth Archery & Fencing Brad Sherwood
Youth/Teen Drawing & Painting Outside the Lines
..... Rebecca Reynolds

August 9 to 11 (page 54)

Robert Bateman – Passions & Practices Robert Bateman

August 13 & 14 (page 61)

Timber Framing – Introduction to Design Glenn Diezel

August 15 to 19 (page 62)

Botanical Drawing & Painting Marta Scythes
Iron Sculpture Rene Petitjean
Photoshop Michael Bainbridge
Pottery – Creating & Troubleshooting Glazes Michael Sheba
Printmaking Fusion Otis Tamasauskas
Quilting – 4 Tops in 4 Days Judith Dingle
SoulCollage® Julie McIntyre
Timber Framing Glenn Diezel
Watercolour Portraiture – Intermediate/Adv Atanur Dogan

August 20 to 27 (page 64)

OHS Spinning Certificate – Level III
... Beth Abbott, Wendy E. Bateman, Harriet Boon, Roslyn
Darling, Donna Hancock, Louise Jackson, Julia Lee,
and Karen Richens
OHS Spinning Certificate – Level VI
... Beth Abbott, Hazel Alexander, Friedl Ballaban, Wendy E.
Bateman, Harriet Boon, Louise Jackson, Julia Lee, and
Beth Showalter

August 22 to 26 (page 64)

Youth/Teen GoPro Tammy Rea
Youth/Teen Pottery Lisa Barry

OTHER THAN HALIBURTON IN THE FALL



MCMICHAEL, KLEINBURG

September 5 to 9 (page 65)

Contemporary Landscape Painting – Adv II. John Leonard

September 12 to 16 (page 65)

Contemporary Landscape Painting – Adv II. John Leonard

FLEMING COLLEGE, PETERBOROUGH

Saturday, September 17 (page 66)

Encaustic & Photo Transfer Workshop Susan Fisher
Engaging Children & Families through the Arts Workshop
. Julie McIntyre
Finger-Style Guitar Workshop Rick Fines
Free Motion Quilting Workshop. Jan Anderson
Rug Hooking Workshop Donna Sproule
Wire Sculpture Workshop. Charles O'Neil
Zentangle® Workshop. Chari-Lynn Reithmeier

Saturday, October 22 (page 67)

Acrylic Textures & Dimensions Workshop Victoria Wallace
Coloured Pencils & Pastels Workshop. Marta Scythes
Felting – Intermediate Workshop Heidi Hudspith
Harmonica – Beginner Workshop. Carlos del Junco
Jewellery – Hammered Mixed Metal Workshop
. Amanda Brittin
Natural Home & Body Products Workshop Linda Lee Purvis

FIVE OAKS EDUCATION AND RETREAT CENTRE, PARIS ON

September 27 to 30 (page 68)

Introduction to Expressive Arts Julie McIntyre



Courses for Kids, Youth and Teens

All course names for our younger artists start with 'Kids,' 'Youth' or 'Teen,' depending on the age requirement.

Age groupings have recently changed.

See [page 89](#) for more information.

VCAD Credits: Within this calendar, foundation courses are indicated by a single asterisk (*), non-credit courses are indicated by a double asterisk (**), elective courses have no asterisk.

See [pages 72–73](#) for more information regarding the Visual and Creative Arts Diploma.

HALIBURTON IN THE FALL

September 19 to 23 (page 69)

Photographic Landscapes – The Big Picture. . . . Rob Stimpson

October 24 to 28 (page 69)

Contemplative Photography – Ways of Nature. . . John McQuade
Florals – Big & Bold Marianne Broome
Landscape Painting – Inside & Out. John Anderson
Painting Colour & Light. Janine Marson
Quilts – Colour & Design. Beth Abbott
Watercolour Basics Marg McIntyre

Saturday, November 5 (page 71)

Chain Bracelet Workshop. Susan Watson Ellis
Embroidery for Crazy Quilting Workshop
. Chari-Lynn Reithmeier
Folded Metal Ornaments Workshop Todd Jeffrey Ellis
Natural Home & Body Products Workshop . . . Linda Lee Purvis
Nuno Felting Workshop Susan MacDonald
Painted Floor Cloths Workshop and Painted Floor Cloths
– Adv Workshop Amanda Brittin
Printmaking – Woodcut Workshop Marta Scythes

www.hsad.ca

297 College Drive
P.O. Box 839
Haliburton Ontario K0M 1S0

askus@hsad.ca

705.457.1680

Toll free: 1.866.353.6464 ext. 3

**REGISTER
ASAP!**

Waiting until the last minute limits your choice of courses and may cause unnecessary disappointment.

See registration details on [page 89](#).

OPENING DATES FOR REGISTRATION

March 1	Spring and summer Haliburton & OCADU courses and spring Peterborough courses
March 28	Expressive Arts – Part-time within the 8-week spring program
July 4	Fall in all locations

Expressive Arts

Ontario College Graduate Certificate Program

Full-time Program Dates: Monday, April 25 to Friday, June 17, 2016

The Expressive Arts Certificate is an eight course Ontario College Graduate Certificate program consisting of four mandatory courses and four elective courses. Fleming's certificate can be achieved on a full-time basis by attending the eight-week intensive format program in the spring, or on a part-time basis by registering for individual courses. Individual course registrations will be considered in the eight-week program on March 28, 2016, dependent upon the program registration level and space availability. A limited number of additional courses are typically included in the summer program, providing additional options for part-time students. Please note, however, that the courses within the eight week spring program have a greater degree of security from the risk of cancellation due to insufficient registration.

Program Highlights – Through four mandatory and four elective courses, you will explore your own creativity and learn how to design and deliver expressive arts programming to people in a variety of circumstances. You will examine the theoretical and practical approaches to expressive arts as a means of assisting people and learn how to protect yourself from burnout. Fleming's Ontario Graduate certificate in Expressive Arts is a helpful addition to the counselling, teaching, or ministry you currently offer others. As a teacher, artist, nurse, social worker, minister, or someone in a caring profession, you will benefit from knowing how to facilitate the development and transformation of the people in your care, through expressive arts.

Why Choose Fleming? – The Expressive Arts certificate cannot be found elsewhere, in particular with the choice of studying full or part-time. We offer this flexibility so professionals working with adults and children can fit this training into their busy schedules. Backed by Fleming College's Haliburton School of Art + Design reputation, and the enthusiastic faculty experienced in counselling therapies and/or the arts, you will benefit professionally and personally from your time spent in pursuit of this certificate.

Minimum Admission Requirements – Human service or arts diploma/degree. Students who do not meet the formal academic requirements may be considered by applying through an alternate mature student admissions procedure. Inquire for additional information. Part-time students must submit official transcripts or be approved through the alternative admission process prior to attending class.

How to Apply – Full-time Domestic students must apply through Ontario Colleges. Go to www.ontariocolleges.ca

OCAS Code: EXA

College Code: SSFL

Campus Code: 4

You must submit your official transcripts of your diploma or degree in the arts or human sciences field of study. Students who do not meet the formal academic requirements may be considered by applying through an alternate mature student admissions procedure. Inquire for additional information.

Full-time International applicants must apply directly through Fleming College, the International Student Office. Go to international@flemingcollege.ca for assistance through the admissions process.

Part-time students register for individual courses within the full-time program or during the summer schedule, through the Haliburton Campus. Official transcripts must be submitted prior to attending classes. Dependent upon the complete program registration level and space availability in the full-time program, part-time students can register on March 28, 2016, for up to four courses. When you have successfully completed the eight required courses inform the college, with a signed letter, that you wish to graduate.



THE CURRICULUM

Mandatory Courses

- Expressive Arts: Exploring Relationships
- Introduction to Expressive Arts
- Planning Expressive Arts Experiences
- Professional Issues with the Expressive Arts

Elective Courses

- Expressive Arts Modalities (Labyrinth & Mandalas)
- Mindful Music & Movement in Expressive Arts
- Sandtray & Writing within Expressive Arts
- Expressive Arts and Resiliency

Please note that the elective courses are subject to change.

A limited number of courses are also available each summer. The following EXA credit courses are scheduled during the summer of 2016:

- Mindfulness, Spirituality & Creativity in Expressive Arts with Julie McIntyre, June 20 to 24
- Expressive Arts – Creative Connections with Lorrie Beaton, August 1 to 5
- Palliative Care within the Expressive Arts with Julie McIntyre, August 8 to 12
- Introduction to Expressive Arts with Julie McIntyre, September 27 to 30 (Paris, ON)

The following offerings may also be of interest but they do not count as credits toward the Expressive Arts certificate.

- Percussion Instruments Workshop with John Proctor, May 21
- SoulCollage® with Julie McIntyre, August 15 to 19
- Engaging Children & Families through the Arts Workshop with Julie McIntyre, September 17 (Peterborough)

Fees and Additional Costs

Domestic student tuition fees are \$1,792.51 for the intensive eight-week program plus a \$160 material fee payable to the academic coordinator. Part-time students pay individual course registration fees of \$340.58 plus a \$20.00 material fee per course. *Note that tuition and fees are subject to change.*

Although this program is not OSAP-eligible, there are bursaries available to students who qualify.

International student tuition fees are \$6805.35 for the intensive eight-week program plus a \$160 material fee payable to the academic coordinator. Part-time students pay individual course registration fees are \$879.70 plus a \$20.00 material fee per course. *Note that tuition and fees are based on Canadian dollar rates and are subject to change.*

EXPRESSIVE ARTS COURSES

Please note: To register for these courses you must meet the admission requirements for the EXA Graduate Certificate Program. Details available on [page 9](#).

As a teacher, artist, nurse, social worker, minister, or someone in another helping profession, you will benefit from knowing how to facilitate the development and transformation of the people in your care, through expressive arts.

Introduction to Expressive Arts^M

COURSE CODE ARTS112 SECTION 41
INSTRUCTOR Julie McIntyre
DATES April 25 – 29, 2016
FEE \$340.58 (+ \$20 material fee payable to coordinator)

"Sitting quietly, doing nothing, spring comes and the grass grows by itself." (Zenrin).

When we provide the right conditions for ourselves, we open the door to growth. Tapping into our creativity provides a natural source of imagery and energy to use for healing and personal expression. This course will introduce you to the theory and practice of the expressive arts. If you are working in the human service field, you will learn about the applicability of visual arts, music, writing, movement and theatre to your work settings.

Sandtray & Writing within Expressive Arts^E

COURSE CODE ARTS2057 SECTION 41
INSTRUCTOR Verity Barrett & Julie McIntyre
DATES May 2 – 6, 2016
FEE \$340.58 (+ \$20 material fee payable to coordinator)

This course provides an introduction to the practice and theory of Sandtray-Worldplay Therapy and the application of journaling within expressive arts. These modalities give voice to the internal and external worlds of both children and adults. They are tools with which to explore, for example, issues of loss, abuse, and self-esteem and that can provide new perspectives on life experiences. Learning will be facilitated through the use of didactic, demonstrated and experimental methods. In the sandtray portion, all participants will build sandtrays as well as observe others, with ample opportunity for questions, discussion and feedback. Emerging from the sandtray section, you will gently move into journaling using various creative techniques of exploring the inner and outer worlds through writing, poetry, movement and art making. Learn to weave these modalities through each other to give them greater form and personal meaning. You are encouraged to bring any poems that are meaningful to you. This course will be of interest to professionals working with children and adults in educational, health, recreation or therapeutic settings.



Mindful Music & Movement in Expressive Arts^E

COURSE CODE ARTS774 SECTION 41
INSTRUCTOR Gary Diggins & Dorit Osher
DATES May 16 – 20, 2016
FEE \$340.58 (+ \$20 material fee payable to coordinator)

Mindful music – creating intentional soundscapes: Learn how to approach vocal or instrumental sounding as an improvisational practice that can be applied to various contexts: a group celebration, a ritual of loss, a community building event, or a deep listening meditation. Mindful music incorporates user-friendly instruments and allows individuals to express aspects of the human life through intentional soundscapes. We will explore sonic rituals that span from the jubilant to the ambient and engage participants as mindful collaborators.

Mindful movement – dance and somatics: Explore the body-mind connection and the wisdom and imagination of the psychological and sensory states that exist in the body. You will be introduced to a wide variety of approaches and techniques to experience the continuity and deep connection of the mind-body processes. Experiences of embodiment and the expressive potential of the body will be the predominant mode of expression while also allowing for multimodal approaches such as writing and image making. Instruction will culminate in a living arts performative experience of integrating personal narrative by engaging information from the body.



When we are present in our bodies, we are fuller in our relationship with ourselves and more connected to one another.

– DORIT OSHER

The M or E beside the course name indicates whether the course is Mandatory or Elective toward the Expressive Arts Certificate.

These courses do not count towards Fleming's Visual and Creative Arts Diploma (VCAD).

Expressive Arts – Exploring Relationships^M

COURSE CODE ARTS91 SECTION 41
INSTRUCTOR Edward Hagedorn
DATES May 9 – 13, 2016
FEE \$340.58 (+ \$20 material fee payable to coordinator)

Successful completion of Introduction to Expressive Arts (formerly Introduction to Expressive Arts Therapies) is recommended prior to taking this course.

Explore various types of relationships and connections as you progress from working on self, to working in pairs, to working in groups, using expressive arts. Experiential, demonstrated, and didactic learning methods will investigate the depth and value of expressive arts and their power to deepen connections. You will be encouraged to take advantage of group connections to deepen your personal expressive arts experience, awareness and appreciation. There will be ample opportunity for practice, discussion and feedback using role playing of the client, the expressive arts practitioner, and the witness/observer.

Expressive Arts and Resiliency^E

COURSE CODE ARTS2217 SECTION 41
INSTRUCTOR Markus Alexander
DATES May 23 – 27, 2016
FEE \$340.58 (+ \$20 material fee payable to coordinator)

Resiliency has often to do with dexterity of response. In thinking about working cross-culturally, we examine how cultures interface. However, in *acting* with awareness, cross-culturally, we step into *responding and interacting*. The arts aid in supporting response rather than reaction and in interaction rather than isolation. Instruction is designed to provide a working knowledge of how to facilitate a multi-modal approach to expressive arts and resiliency, fostering meaningful creative expression to increase personal and collective well-being.



This resource-oriented, arts-based and body-centered work has the ability to touch an individual or community deeply, creating lasting change for the better. The work is impactful in a gentle and deep way. I've been facilitating expressive arts work for 30 years and I still find it exciting, energizing and most especially, nurturing.

– MARKUS G. SCOTT-ALEXANDER

Expressive Arts Modalities^M

COURSE CODE ARTS357 SECTION 41
INSTRUCTOR Robin McGauley & Julie McIntyre
DATES May 30 – June 3, 2016
FEE \$340.58 (+ \$20 material fee payable to coordinator)

Labyrinths and mandalas are ancient and powerful tools to centre, strengthen, and help us move out into the world. They have also been used for contemplation, ritual, initiation, celebration and personal spiritual growth. Centering exercises with breath, movement, colour, sound and words will lead you into the creation of a personal mandala, combining the ritual mandala of the East and the self-exploratory/expressive mandala of the West. Experiencing the labyrinth will provide further opportunities for self-exploration and expressive arts applications. Instruction will be of interest to professionals working with children and adults in educational, health, recreation or therapeutic settings. Participants will also explore the practices of labyrinth and mandalas as powerful tools for self-care as expressive arts practitioners and facilitators.

Planning Expressive Arts Experiences^M

COURSE CODE ARTS171 SECTION 41
INSTRUCTOR Robin McGauley
DATES June 6 – 10, 2016
FEE \$340.58 (+ \$20 material fee payable to coordinator)

Please note: Successful completion of Introduction to Expressive Arts (formerly Introduction to Expressive Arts Therapies) is recommended prior to taking this course.

This course will teach you to plan and lead expressive arts experiences for others. Instruction will address a broad spectrum of expressive arts experiences as well as present the theoretical tools for assessing what type of experiences might be appropriate for various individuals and populations. You will learn how music, movement, visual, and narrative arts can promote self-awareness and personal growth with various populations. There will be opportunities to experience leadership in the non-judgmental atmosphere of the student group.

Professional Issues with the Expressive Arts^M

COURSE CODE ARTS183 SECTION 41
INSTRUCTOR Marylisa Ince
DATES June 13 – 17, 2016
FEE \$340.58 (+ \$20 material fee payable to coordinator)

Please note: Successful completion of Introduction to Expressive Arts (formerly Intro to Expressive Arts Therapy) and Expressive Arts: Exploring Relationships (formerly Exploration of Therapeutic Relationships) is recommended prior to taking this course.

It is important to recognize the parameters of utilizing expressive arts within the bounds of one's training experience. How does one handle situations that are beyond the scope of our professional practice? What are the needs of cultural and racial minorities which can be appropriately integrated into the expressive arts? How do we handle burnout creatively? This course will cover ethical and professional issues which may arise as a result of using the expressive arts.



I believe that the ability to be creative is inherent in every human being and our creative expression is directly linked to our sense of wellbeing and satisfaction with life.

– MARYLISA INCE

Fleming College and the International School for Interdisciplinary Studies

Fleming College is pleased to be affiliated with the International School for Interdisciplinary Studies in Toronto, Ontario. www.isis-canada.org ISIS-Canada is a certificate-granting training institute in intermodal expressive arts therapy. Students who graduate from ISIS-Canada can apply their credits toward a MA degree in Expressive Arts Therapy at the European Graduate School in Switzerland expressivearts.egs.edu.

Graduates of Fleming's Expressive Arts Certificate program will be granted the following should they choose to continue studies at the International School for Interdisciplinary Studies:

- Credit for 100 studio hours in the ISIS program
- The distinction of "Arts Specialization" on their ISIS certificate



PETERBOROUGH

FLEMING COLLEGE SUTHERLAND CAMPUS, PETERBOROUGH, ONTARIO

The following workshops will be held at the Sutherland Campus in Peterborough.

SATURDAY, MAY 14, 2016

Acrylic Textures & Dimensions Workshop**

COURSE CODE ARTS2200 SECTION 48
INSTRUCTOR Victoria Wallace
DATES May 14, 2016
FEE \$105.32 (+ \$10 material fee payable to instructor)
LOCATION Fleming College Sutherland Campus, Peterborough

Discover techniques that create the complex, mysterious appearance of depth and texture in works of art. Learn to build layers gradually, both obscuring and excavating previous layers selectively. Play and experiment with intarsia, accretion, incising, excavation, and intaglio as you develop and evolve your artistic skills.

Beadwork Basics Workshop**

COURSE CODE ARTS2198 SECTION 49
INSTRUCTOR Andrew Bullock
DATES May 14, 2016
FEE \$105.32 (+ \$25 material fee payable to instructor)
LOCATION Fleming College Sutherland Campus, Peterborough

Project: Beaded Rosette Necklace

Instruction will introduce basic off-loom bead weaving stitches that comprise the foundation of historical and contemporary beading. Depending upon the project, techniques will include bead embroidery, edge beading, bead fringes, necklace stringing, peyote stitch and finishing methods. These skills are used to create a broad range of work from jewellery to three-dimensional objects. Designing with colour, texture, and form will also be discussed. Skills and techniques learned will be applicable to a variety of projects. An overview of glass bead history and use in Native North America will also be included.

Creative Brush Expressions – Japanese Sumi-e**

COURSE CODE ARTS1777 SECTION 49
INSTRUCTOR Cassandra Wyszowski
DATES May 14, 2016
FEE \$105.32 (+ \$38 material fee payable to instructor)
LOCATION Fleming College Sutherland Campus, Peterborough

Please note: Students who have taken this workshop previously will be accommodated and challenged at the appropriate level of skill.

This unique workshop is suitable for the beginner painter or the seasoned artist and is designed to introduce the fascinating world of Japanese Brush Painting (known as Sumi-e). Instruction in this water-based medium will emphasize: various brush techniques, gradation of tones/values to achieve depth, amazing textures for rocks and trees, water effects, etc., brush control that develops spontaneous expression, effective simplicity in composition and design. Also included will be a lesson on beautiful spring blossoms that symbolize renewal and joy. This stimulating technique can be expressed in an abstract or a more representational approach, with an underlying impressionistic, personal style that encourages the creative spirit. Potters and fabric painters who wish to beautify their work with expressive brush strokes will also benefit from this instruction. Beautiful soft flowing music will underpin the learning process by adding a peaceful atmosphere.



Jewellery – Rivets, Wraps & Making Connections**

COURSE CODE ARTS2075 SECTION 49
INSTRUCTOR Amanda Brittin
DATES May 14, 2016
FEE \$105.32 (+ \$10 approximate material fee payable to instructor)
LOCATION Fleming College Sutherland Campus, Peterborough

Work with copper, brass and aluminum sheet metal and wire, semi-precious stones, glass, as well as silver-plated wire to create several pieces of jewellery of your choice. Learn to wire-wrap both drilled and undrilled stones and beach glass, and to create rivets and tabs to secure pieces in both beautiful and functional ways. Emphasis is placed on being able to transfer the methods learned in this course to home jewellery making from handheld butane torch work to hammering, texturing, wire-wrapping, and etching metals. You are encouraged to bring fun objects, stones and beach finds to incorporate into wonderful jewellery pieces. Instruction is suited to beginner as well as experienced students.

Nuno Felting Workshop**

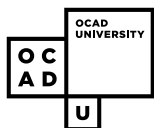
COURSE CODE ARTS1742 SECTION 49
INSTRUCTOR Susan MacDonald
DATES May 14, 2016
FEE \$105.32 (+ \$25 approximate material fee payable to instructor)
LOCATION Fleming College Sutherland Campus, Peterborough

Create a unique one-of-a-kind, show stopping work of art with a little fibre, a little silk, some soap and water, and a few simple processes. Learn about an ancient craft that's fashionably at home in this modern world. Your project can be adapted to make a scarf, neck warmer, tube/ring scarf, table runner, bed end or virtually whatever you can imagine. Total material costs will depend upon projects chosen.

Watercolour Greetings Workshop**

COURSE CODE ARTS690 SECTION 49
INSTRUCTOR Marg McIntyre
DATES May 14, 2016
FEE \$105.32 (+ \$20 material fee payable to instructor)
LOCATION Fleming College Sutherland Campus, Peterborough

Through the popular step-by-step instruction style, learn simple, elegant watercolour techniques and designs that are ideal to use for greeting cards, bookmarks, and more. You will leave feeling relaxed and accomplished, with a greater appreciation for the watercolour medium. No drawing skills or previous watercolour experience is required.



The Haliburton School of Art + Design is pleased to be affiliated with the Ontario College of Art and Design University (OCAD U). Enjoy this urban perspective and experience from an exciting downtown location, around the corner from the Art Gallery of Ontario, and within walking distance of numerous galleries, museums, and theatres.



Fleming College and OCAD U have a transfer agreement that enables some graduates to apply for admission to second year of one of three OCAD University studio Program Majors. Applicants must meet grade criteria.

The following courses will be held at the Ontario College of Art and Design (OCAD) University in Toronto.

JUNE 6 TO 10, 2016

Contemporary Figure Painting – Issues & Methods

COURSE CODE ARTS2176 SECTION 41
INSTRUCTOR Andy Fabo
DATES June 6 – 10, 2016
FEE \$340.58
LOCATION OCAD U, Toronto

Please note: This course is not suitable for beginners.

Contemporary figurative painting is a robust field with a rich range of formal, thematic and conceptual possibilities. Instruction begins with figurative gesture painting from life sessions in conceptual and thematic contexts, proceeds to a layering project using sketches and painting from life to create layers of associative meaning, and concludes with a diptych in which a personal photo images are contrasted with figure images from media sources. You will draw on sketches from life sessions as well as print and digital media, art history, and your own research and sketchbooks for source materials. Brief visual presentations of relevant artists will provide an expanded notion of contemporary figure painting.

Drawing: Form, Space & the Urban Environment

COURSE CODE ARTS2099 SECTION 41
INSTRUCTOR Thomas Hendry
DATES June 6 – 10, 2016
FEE \$340.58
LOCATION OCAD U, Toronto

Whether it's a still-life or a streetscape, drawing well-structured 3D forms is an important part of the grammar of representational images. This course will investigate some of the aspects of perspective that are particularly useful for artists. Methods of visual comparison such as sighting and measuring will also be presented. Short lectures and handouts will be supported by lots of drawing time. Key drawing principles will initially be explored using still-life objects and progress to working with architectural elements in the neighbourhood (weather permitting). Emphasis will be on looking at the structure that underlies objects and scenes. Drawing will be mostly linear, using pencils. Some consideration will be given to shading, but it is not the focus of instruction.



I have taught art courses for nearly two decades and the pleasure for both student and teacher when ideas 'click' never gets old for me.

– THOMAS HENDRY

Figurative Abstraction in Acrylic

COURSE CODE ARTS1168 SECTION 41
INSTRUCTOR Brian Smith
DATES June 6 – 10, 2016
FEE \$340.58
LOCATION OCAD U, Toronto

Please note: This course is not suitable for beginners

With intermediate-to-advanced level instruction, this course will develop your ability to abstract from the human form, see shapes in the figure more clearly, develop more satisfying compositions that include the draped and undraped body, and develop a looser, freer approach to painting the figure.

Open Studio – Painting

COURSE CODE ARTS1258 SECTION 41
INSTRUCTOR Andrea Mossop
DATES June 6 – 10, 2016
FEE \$340.58
LOCATION OCAD U, Toronto

Please note: This course is not suitable for beginners.

Individual instruction will challenge you to further develop your personal vision and artistic practice. This studio opportunity is structured around your consultation with the instructor-as-mentor on materials, media, techniques, ideas, and process of vision-to-execution to create your own body of work. Learn how to assess the evolution of your work in self and group critiques. You are welcome to work in the media of your choice.

REGISTER ASAP!

Waiting until the last minute limits your choice of courses and may cause unnecessary disappointment.

See registration details on [page 89](#).

Painting – Impressions, Inspirations & Ideas

COURSE CODE ARTS2086 SECTION 41
INSTRUCTOR Joanna Nash
DATES June 6 – 10, 2016
FEE \$340.58
LOCATION OCAD U, Toronto

Please note: This course is for advanced painters, and not suitable for beginners.

Competence in observational drawing as well as advanced level painting skill is required. How an artist chooses what and how to create is very personal. Awareness of surroundings, self-knowledge, curiosity and reflection on meaningful personal subjects are some of the qualities cultivated by mature artists. Examine possible points of departure that can help develop new works: previous artworks, sketchbook images, meaningful photos, text (fiction, poetry), significant objects, sounds (music, notes), concepts, experience, observations (concrete or abstracted from reality), stories (narratives), and more, are all potential material for painting content. Explore the passage from idea to image, and from image to potential artwork. You will be required to bring a few examples of your artworks to help the instructor intuit your level and skills. Instruction will address individual needs as well as themes applicable to the whole group. Instruction is supported by discussion, critiques, DVDs, books and visual examples.

JUNE 13 TO 17, 2016

Artistic Exploration – Painting & Drawing

COURSE CODE ARTS21 SECTION 41
INSTRUCTOR Jay Dampf
DATES June 13 – 17, 2016
FEE \$340.58
LOCATION OCAD U, Toronto

For all artists there is a process for enhancing individual style and technique. In this course you will learn the skills needed to improve your personal ability and imagination, whether you are a new artist wishing to explore different mediums or experienced and wishing to master your techniques. On an individual basis, you will be taken step-by-step through the drawing and painting process, with emphasis on clear, enjoyable methods. This course offers you the unique opportunity for instruction on projects and mediums of your own choosing. You will also benefit from demonstrations given to other students. Assistance will be provided by the school if you wish to contact the instructor regarding ideas and mediums.

Expressionism – Power, Passion & Paint

COURSE CODE ARTS1689 SECTION 41
INSTRUCTOR Steve Rose
DATES June 13 – 17, 2016
FEE \$340.58
LOCATION OCAD U, Toronto

Expressionism is a very unique approach and experience in artistic movements. It is an artistic force that is intense and highly personal. Essentially expressionism offers an opportunity to paint with subject matter but the overall feeling is one where the emotion is more important than the accurate depiction of objects. Content will range from portraits, to landscape, human and animal forms, to still life – all super charged with profound energy and impact. Instruction is ideal if you crave a freer attitude in your work and/or want to step outside your own creative comfort zone into a different realm.

Life Drawing & Painting – Landscape of the Model

COURSE CODE ARTS550 SECTION 41
INSTRUCTOR Joanna Nash
DATES June 13 – 17, 2016
FEE \$340.58
LOCATION OCAD U, Toronto

Please note: This course is not suitable for beginners. It is an intermediate/advanced level art class for which previous drawing and painting experience is required.

This course was influenced by the American artist/teacher Jim Dine, and offers a unique, in-depth exploration of one model and one work surface. The discipline of examining one subject over a sustained period enhances an understanding of the exterior and prods the imagination to reveal interior possibilities. In response to observations, you are guided in the methods of mixing media – combining and juxtaposing in sequence: dry, water based, acrylic and/or oil materials. You will work to build up your graphic and/or paint surface, then work at reduction and simplification. Weather permitting you will be working outdoors with a model at the beginning of the course. Emphasis is placed upon work process and the evaluation of the image. Special attention is directed toward finding and losing definition, developing sensitivity to marks, varying edges, building up surface, challenging your visual memory, and developing a personal touch. At the end of each day the image can be toned down by scraping or applying a semi-transparent wash, muting the day's accumulated detail. The course is accompanied by slide presentations with commentaries as well as individual and group constructive critical discussions. To help the instructor intuit individual technical needs and help you advance your personal work process, examples of successful and unsuccessful works (unframed, photo or slides) should be brought to the first class.

Open Studio – Painting

COURSE CODE ARTS1258 SECTION 42
INSTRUCTOR Andrea Mossop
DATES June 13 – 17, 2016
FEE \$340.58
LOCATION OCAD U, Toronto

Please note: This course is not suitable for beginners.

Individual instruction will challenge you to further develop your personal vision and artistic practice. This studio opportunity is structured around your consultation with the instructor-as-mentor on materials, media, techniques, ideas, and process of vision-to-execution to create your own body of work. Learn how to assess the evolution of your work in self and group critiques. You are welcome to work in the media of your choice.

Portrait Painting

COURSE CODE ARTS579 SECTION 41
INSTRUCTOR Brian Smith
DATES June 13 – 17, 2016
FEE \$340.58
LOCATION OCAD U, Toronto

Please note: This course is not suitable for beginners. Painting experience is required to participate.

This exciting will develop your ability to capture the likeness of any model in any opaque paint medium. You may work in any opaque paint medium (gouache, acrylic, water-soluble oils, traditional oils without solvents) that you are comfortable with. Starting with an understanding of composition, value studies and monochromatic paintings, you will advance to expressive paintings of the model in a full palette. Works by a variety of artists will be discussed throughout the course.

HALIBURTON

HALIBURTON SCHOOL OF ART + DESIGN, HALIBURTON, ONTARIO

APRIL 25 TO 29, 2016

Artistic Narrative Through Assemblage

COURSE CODE ARTS1425 SECTION 41
INSTRUCTOR Kal Honey
DATES April 25 – 29, 2016
FEE \$340.58 (+ \$20 material fee payable to instructor)

The intention of this course is to provide an opportunity to explore creativity and express ideas through the use of a variety of found and low-tech materials. Basic skills and concepts will be introduced but playfulness, experimentation and narrative will be stressed as opposed to skills and specific techniques. The materials will be utilized as an artist's tool rather than a means of developing a particular element of craftsmanship. Contemporary relevance, parallel references and personal interests will be researched, discussed and presented as you investigate your place within the context of current practice.

**REGISTER
ASAP!**

Waiting until the last minute limits your choice of courses and may cause unnecessary disappointment.

See registration details on [page 89](#).



MAY 9 TO 13, 2016

Coloured Pencils & Pastels

COURSE CODE ARTS1837 SECTION 41
INSTRUCTOR Marta Scythes
DATES May 9 – 13, 2016
FEE \$340.58 (+ \$2 material fee payable to instructor)

Explore the exciting realm of coloured pencils in this comprehensive course for all levels of drawing ability. Learn the properties, uses and possibilities of several different dry and wet tools including pencil crayons, pastels, carbon and watercolour pencils. You will also become familiar with various surfaces through discussion and exploration. Colour theory will be discussed as it is key to understanding the results attainable. Mixing and layering techniques will be demonstrated and you will be encouraged to experiment with innovative methods. A wide range of subjects will be introduced to enable you to choose a direction of study for the remainder of the course. Instruction will include frequent demonstrations and ongoing feedback as needed.

Iron Sculpture Open Studio

COURSE CODE ARTS2177 SECTION 41
INSTRUCTOR Rene Petitjean
DATES May 9 – 13, 2016
FEE \$433.17 includes \$92.59 material fee

Please note: This course is not suitable for beginners.

This course is an excellent opportunity to challenge, explore, and expand upon your iron sculpture skills. The learning environment is an independent open studio format that is suitable for individual subject matter and style of approach. Expand your visual language, technical skills, and artistic vocabulary in a safe and highly creative environment. Instruction will encourage creative design and content, as well as effective execution of your ideas. There will be ongoing personal and group critiques as well as daily discussion of advanced techniques and processes. Depending upon projects chosen, additional material fees may apply.

Painting Basics

COURSE CODE ARTS1746 SECTION 41
INSTRUCTOR Shannon Partridge
DATES May 9 – 13, 2016
FEE \$340.58 (+ \$30 material fee payable to instructor)

This course is designed as an introduction to acrylic painting. The projects will help you develop drawing and painting skills, as well as learn an overview of acrylic painting techniques while encouraging personal visual exploration and expression. Working from a variety of sources, while focusing on a selection of painting concerns and perspectives, you will acquire a foundation for future artistic painting endeavors.

VCAD Credits: Within this calendar, foundation courses are indicated by a single asterisk (*), non-credit courses are indicated by a double asterisk (**), elective courses have no asterisk.

See [pages 72–73](#) for more information regarding the Visual and Creative Arts Diploma.



The positive energy in this place is amazing!

~ CATHY BREDE

SPRING 2016

HALIBURTON

15



CONCENTRATED STUDY

DRAWING & PAINTING – Advanced Individual Studies

16

We are pleased to offer this opportunity for personal and professional growth as you immerse yourself in a deeper investigation of drawing and painting. With an emphasis on conceptual as opposed to technical investigations, learning will consist of facilitated discoveries resulting from interactions between all artists – students and instructors alike. Experience dialogue on a professional to professional level with your instructor and understand that differences of opinion are not only accepted but viewed as learning tools. These shared interests and exchanges will contribute significantly to your development as an artist. To maintain academic rigour and provide an effective learning environment, admission is subject to assessment of suitability.

Previous students of these courses are approved for participation and will not be required to engage in the detailed application and approval process again.

Please submit the following information by April 7, 2016:

- Colour images of work (minimum of 6)
- Artist statement and biography
- C.V. including complete exhibition record
- Details of relevant visual arts training and/or experience and related aesthetic experience if applicable
- Your personal and professional goals as well as your reasons for wanting to attend

Digital files will not be accepted.

Mail to: Fleming College, Box 839, Haliburton, ON K0M 1S0
Attention: Shelley Schell

Register for the courses you are interested in as soon as possible. Registrations are accepted prior to determination of acceptance. Full refunds will be issued if an application is deemed unsuitable.

Feasibility of courses will be determined two weeks in advance of course start.



Always absolutely outstanding. Rigorous, rich learning yet loads of fun. How does he do it? A true educator.”

– RHODA PAYNE

These courses are offered in Haliburton.

Please note: These courses are not suitable for beginners. Participants should be engaged in professional activities such as exhibiting, teaching, lecturing and/or adjudicating. Detailed assessment guidelines are available upon request. Participation requires the completion of a post-secondary arts program or the equivalent experience. Admission is subject to assessment.

Painting – Advanced Individual Studies

COURSE CODE ARTS914 SECTION 41
INSTRUCTOR John Leonard
DATES May 9 – 13, 2016
FEE \$340.58

With an emphasis on conceptual as opposed to technical investigations, this course will provide an opportunity to expand your visual language, painting skills, and visual arts literacy. Instruction will encourage you to confront your own creative processes such as imagery, content, ideas, and manner of execution as you explore the painting medium of your choice. Individual attention and group dialogue will address your body of work, personal questions and challenges.

Visual Arts – Advanced Individual Studies

COURSE CODE ARTS915 SECTION 41
INSTRUCTOR John Leonard
DATES May 16 – 20, 2016
FEE \$340.58

With an emphasis on conceptual as opposed to technical investigations, this course will provide an opportunity to expand your visual language, painting skills, and visual arts literacy. Instruction will encourage you to confront your own creative processes such as imagery, content, ideas, and manner of execution as you explore the media of your choice. Individual attention and group dialogue will address your body of work, personal questions and challenges.

SATURDAY, MAY 21, 2016

Percussion Instruments Workshop**

COURSE CODE ARTS2163 SECTION 41
INSTRUCTOR John Proctor
DATES May 21, 2016
FEE \$105.32 (+ \$95 material fee payable to instructor)

This workshop is ideal for drum circle facilitators, sound and expressive arts practitioners, music teachers, camp counsellors, youth and adult education workers, and anyone who would like to build a variety of percussion instruments for low cost. The following instruments will be built during the workshop: Hand Drum from PVC plumbing pipe that converts to a Middle Eastern Doumbec with a goatskin head, Coffee can drum and beater, with a calfskin head, Soup can rattle, corrugated plastic hose shaker, Spring drum, Guiro, Didgeridoo. Priming and decorating options will be discussed. Many other drums and percussion instruments made from recycled and found materials will also be discussed. This workshop includes sawing, sanding, and gluing. Please dress appropriately.

MAY 30 TO JUNE 3, 2016

Conceptual Transformations

COURSE CODE ARTS926 SECTION 41
INSTRUCTOR Elinor Whidden
DATES May 30 – June 3, 2016
FEE \$340.58

Every object has its own story. As artists we can transform the form and function of everyday objects in order to create new meaning. Progressing from a series of warm-up exercises intended to inspire new ways to think about materials, you will be challenged to use ideas and concepts to transform objects from everyday life into art. Instruction will not include demonstrations or specific techniques but will provide the time and support of the instructor to help you explore the theme of transformation using old clothes as material inspiration. This course is intended for students that are self-directed and self-motivated.

JUNE 20 TO 24, 2016

**Mindfulness Creativity & Spirituality
Within Expressive Arts^E**

COURSE CODE ARTS2196 SECTION 41
INSTRUCTOR Julie McIntyre
DATES June 20 – 24, 2016
FEE \$340.58 (+ \$20 material fee payable to instructor)

To register for this course you must meet the admission requirements for the EXA Graduate Certificate Program. Details available on page 9. This course is an elective credit toward Fleming College's Expressive Arts Certificate. It is not an elective credit toward Fleming College's Visual and Creative Arts Diploma.

Please note: It is strongly recommended that students have taken Introduction to Expressive Arts (formerly Introduction to Expressive Arts Therapy and Expressive Arts – Exploring Relationships (formerly Exploration of Therapeutic Relationships).

Essential to well-being, the interconnectivity of mindfulness, spirituality and creativity will be explored through expressive arts experiences in this reflective, contemplative and creative course. Through meditation, guided visualization, art making, movement, sound and writing, you will work both indoors and out in the natural world to connect to self, community, spirit and nature to develop a personal practice of the contemplative and creative, centred self. Some time will be spent in silent reflection while walking, writing or making art. This course will appeal to those who are searching for a deepened connection to a self-care practice and to those who are working with caregivers or populations who could benefit from the principles and practices.



Love it. Summer camp for adults but better.

– MARA BARTOLUCCI

SPRING 2016

HALIBURTON



JUNE 27 TO JULY 1, 2016

Drawing & Painting Media Sampler

COURSE CODE ARTS1507 SECTION 41
INSTRUCTOR Elizabeth Hutchinson
DATES June 27 – July 1, 2016
FEE \$340.58 (+ \$50 material fee payable to instructor)

This is a great drawing and painting sampler course suited to all abilities. In an easy, relaxed classroom atmosphere you will create artworks using a variety of mediums such as pencil, watercolour, acrylics and soft pastels. Each day, using the step-by-step instruction style, a new medium, technique, colour theory, composition or design element will be introduced. The basic elements and principles of art will be incorporated into the lessons. In addition to creating artworks using the step-by-step method, you will be given an opportunity each day to create your own artwork using the newly introduced technique and design element in the 'artist choice' time slot.

Felted Wearable Art

COURSE CODE ARTS2003 SECTION 41
INSTRUCTOR Diane Lemire
DATES June 27 – July 1, 2016
FEE \$340.58 (+ \$95 material fee payable to instructor)

Wet felting turns loose wool into strong durable fabric that has endless creative potential. Explore colour and contrasts as you work with silk fabrics, fine Merino, and other wools. Learn to create textures using different materials and techniques to structure and layer. Nuno and needle felting will also be addressed. Decorative elements will be added using Blueface Leicester knitting yarns and a wide range of other materials that you would like to work with; the choices are unlimited. Instruction will enable you to make very fine, fashionable, quality felt. Instruction and techniques will be practiced on a versatile garment that can be worn as a skirt or cape.

Stone Carving – Relief & Letter Carving

COURSE CODE ARTS1843 SECTION 41
INSTRUCTOR Fly Freeman
DATES June 27 – July 1, 2016
FEE \$340.58 (+\$25 initial material fee payable to instructor)

Please note: This course will take place in a classroom as opposed to the stone studio. Project sizes will be appropriately limited.

Explore a variety of sculptural specialties, from letter carving to techniques that will enable you to create the illusion of depth by carving into the stone surface. If you are new to stone carving this is an excellent introduction the art, as you will learn very controlled stone carving skills.

If you have stone carving experience these are valuable skills to add to your repertoire and an effective way to refine your carving abilities. Instruction will include visual imagery and examples of relief carving, linear and conceptual perspective, the relationship between drawing and carving, layering, and how shadow and light can be used to create the illusion of depth. Practical applications will involve working on a relief carving, or inscription, or a combination thereof, either from your own drawing or photograph as approved by the instructor. Monumental sculpture and historical work will be discussed. Please reference the material list regarding tool and stone costs.



Painting – Creating Composition

COURSE CODE ARTS2235 SECTION 41
INSTRUCTOR Shannon Partridge
DATES June 27 – July 1, 2016
FEE \$340.58 (+ \$20 material fee payable to instructor)

Discover fun and interesting ways of developing physical compositions as subjects for acrylic paintings. Working with 2D and 3D objects, and from a variety of materials, textures, and shapes, you will create and compose models which will become subjects for painting. Learn about cultivating compositional techniques as well as how to create unique paintings that depict a combination of abstraction and representation sourced from still life.

Pottery – Hand Building & Personalized Decoration

COURSE CODE ARTS1402 SECTION 41
INSTRUCTOR April Gates
DATES June 27 – July 2, 2016 (6 days)
FEE \$405.70 includes \$18.42 initial material fee
(+ \$10 material fee payable to instructor)

Instruction focusses on the creation of expressive, functional and sculptural forms, through fundamental handbuilding techniques, with an emphasis on surface explorations. The characteristics and working properties of clay will be discovered throughout project development. Surface decoration will be explored in full, as you investigate multiple techniques to introduce pattern and imagery. Incorporate the use of found objects, texture, various resist techniques, water etching, and image transfer to clay surfaces. Instruction is suitable for beginners as well as intermediate potters looking for new approaches to the ceramic surface. While most techniques are transferable to mid and high fire clay bodies, a low white clay body will be used to accommodate an intensive firing schedule. One bisque and one glaze firing will be completed during this course. Additional clay will be available for purchase from the school at a cost of \$20, which includes glazing and firing.

Watercolour Basics & Beyond

COURSE CODE ARTS1184 SECTION 41
INSTRUCTOR Marta Scythes
DATES June 27 – July 1, 2016
FEE \$340.58 (+ \$2 material fee payable to instructor)

Discover the beauty of the wonderful medium of watercolour. In an easy, relaxed class atmosphere, the basics of watercolour painting will be explored. With each lesson, new watercolour techniques, colour theory, composition and design elements will be introduced and incorporated into the step-by-step instructional demonstrations.

Acrylic, Collage, Yoga & Meditation

COURSE CODE ARTS1500 SECTION 41
 INSTRUCTOR Jill Segal
 DATES July 4 – 8, 2016
 FEE \$340.58 (+ \$25 material fee payable to instructor)

Please note: This course is not suitable for beginner painters. Some acrylic painting experience is necessary.

This exciting process oriented course, invites you to an exploration of acrylic painting and collage, combined with the experience of gentle yoga and meditation. You will be introduced to Gentle Kripalu Yoga, which facilitates connection to your body, relaxation, self-awareness and self-compassion. It calms the mind and allows you to connect with your authentic creative self. From this centred place, you will explore your creativity and experience the joy of self-expression in a fun filled, non-judgmental environment. You will be encouraged to experiment with new concepts and ideas, combining fluid acrylic paint, watercolour crayons and acrylic mediums with magazine pictures, oriental and stained papers, found natural objects, photographs and anything else that you would like to adhere to your support surface. You will benefit from individual attention and group dialogue. Personal expression and uniqueness will be encouraged.

Acrylics – Changing the Subjects

COURSE CODE ARTS1270 SECTION 41
 INSTRUCTOR Marianne Broome
 DATES July 4 – 8, 2016
 FEE \$340.58 (+ \$20 material fee payable to instructor)

Please note: This course is not suitable for beginners.

This exciting course will provide inspiration through different approaches to acrylic painting while you develop your own personal style. It is a highly instructive course with lots of fun built in. Techniques for loose representational landscapes and glowing realistic florals will be part of daily demonstrations. Instruction will also touch on the abstraction of representational subject matter and non-objective abstracts. Many tips will be given on how to get the most out of the versatile acrylic paints, with and without the addition of different mediums, and using different tools. Topics covered will include different colour palettes, selecting and cropping reference material, composition and perspective, soft blending and expressive brushwork, the importance of values and harmony, adding texture, painting alla prima, impasto techniques, glazing and much more. In a friendly, relaxed atmosphere with lots of one-on-one attention you will incorporate these skills into your own paintings using the reference pictures provided or your own photos.

Acrylics & Mixed Media – Introductory

COURSE CODE ARTS1175 SECTION 41
 INSTRUCTOR Annette Blady Van Mil
 DATES July 4 – 8, 2016
 FEE \$340.58

Learn techniques using acrylic paints and products that will begin an exciting journey of discovery. You will be encouraged to work in a variety of formats, using traditional painting materials and fluid acrylics, as well as heavy body paints with collage. While technique will remain an important aspect, emphasis will be placed on experimentation, building a personal style and colour sense, choosing subject matter, and open discussions about the work produced.



Carving by Uta Strelive

Bird Carving – Beginner/Intermediate

COURSE CODE ARTS1614 SECTION 41
 INSTRUCTOR Uta Strelive
 DATES July 4 – 8, 2016
 FEE \$340.58 (+ \$40 material fee payable to instructor)

Project: Half-size Northern Cardinal

Learn and develop bird carving, texturing and painting techniques. While much of the carving will be done with power carving tools, instruction will be available if you prefer to work with a knife for general shaping. Feather detailing will be accomplished with power and wood burning tools. Instruction in applying acrylic paints will enable you to render the plumage and unique markings of the project bird. Degree of completion will depend upon skill level. Instruction is suited for beginners and will provide interesting opportunities for intermediate and advanced carvers as well.

Conceptual Transformations

COURSE CODE ARTS926 SECTION 42
 INSTRUCTOR Elinor Whidden
 DATES July 4 – 8, 2016
 FEE \$340.58

Every object has its own story. As artists we can transform the form and function of everyday objects in order to create new meaning. Progressing from a series of warm-up exercises intended to inspire new ways to think about materials, you will be challenged to use ideas and concepts to transform objects from everyday life into art. Instruction will not include demonstrations or specific techniques but will provide the time and support of the instructor to help you explore the theme of transformation using old clothes as material inspiration. This course is intended for students that are self-directed and self-motivated.

Creating Written Memoirs

COURSE CODE ARTS56 SECTION 41
INSTRUCTOR Nora Zylstra Savage
DATES July 4 – 8, 2016
FEE \$340.58

This course provides the opportunity to start or continue writing your personal stories and enhance your writing style. Of particular emphasis will be 'Stories of the Heart' – stories that touch the emotions. Explore personal experiences and stories that make you laugh, cry, cringe or shout out loud. Word prompts, visualizations, rapid writes, and discussions will enhance your learning and your writing style. Tips and techniques will be provided to bring your stories of life. Write, share and receive oral feedback in a sensitive and positive environment. Don't wait until it's too late – put it in writing and enjoy the journey! Instruction will accommodate those in process as well as those newly undertaking written memoirs or life stories. Encouragement, support and reference material will be provided.

Dry Stone Walling

COURSE CODE ARTS1833 SECTION 41
INSTRUCTOR John Shaw Rimmington
DATES July 4 – 8, 2016
FEE \$340.58

Learn the elements of traditional dry stone walling as well as present day adaptations and potential developments of the walling craft as it exists in Canada. Instruction will address techniques for building a simple dry stone wall including cheek-ends, batter throughstones, building stones, base work, hearting, coverbands, and various forms of wall coping including vertical coping and turf top. The group will collaborate to collectively build a new dry stone garden feature. There will be a strong emphasis on using local stone and designing walling projects according to the material at hand. There will be no man made materials such as manufactured stone or gabion cages utilized. Discussions and references will also include dry stone sculpture and various other manifestations of dry laid work including ovens, fireplaces, fire pits, gates, cairns, benches, bridges and arches.



Dyeing – Wrap & Rust

COURSE CODE ARTS1847 SECTION 41
INSTRUCTOR Maggie Vanderweit
DATES July 4 – 8, 2016
FEE \$340.58 (+ \$30 material fee payable to instructor)

Please note: Participants are required to have a current tetanus vaccination.

Discover the fascinating process of eco-friendly direct dyeing with natural plant materials and rusty metal. Learn which plants are effective, how to use non-toxic mordants and rust, and how to create organic, soft, complex, layered cloth to use in your textile art. A variety of finishing options will be explored and each piece created will be beautifully unique!

Fibre Arts for Quilters

COURSE CODE ARTS2210 SECTION 41
INSTRUCTOR Jan Anderson
DATES July 4 – 8, 2016
FEE \$340.58 (+ \$25 material fee payable to instructor)

Learn fibre art techniques such as painting, dying, stamping, free motion quilting, thread sketching, thread painting, and hand embellishments as you design, create, experiment and play in a supportive environment. Skills learned will be applied to the creation of a small quilt or large wall hanging that depicts your passion and story.

Fundamental Drawing

COURSE CODE ARTS98 SECTION 41
INSTRUCTOR Charles O'Neil
DATES July 4 – 8, 2016
FEE \$340.58

This course will make it easy for the uninitiated to fearlessly approach the process of drawing in a refreshing and creative environment. Learn to work with an assortment of media in a variety of techniques. Exploration of light and shade, contour and gesture drawing will increase perception of form and space, line and tone, as well as provide a basic understanding of expression. Subject matter will include indoor and outdoor material as well as a life model. Approaches to subject matter will be kept as simple as possible until you feel ready for more involvement. Creativity will be emphasized and special technique development will foster expression and creativity. Working with pencil, conté, crayon, ink, washes, charcoal and glue, among other media, you will enjoy individual, personalized instruction. Work in a relaxed, non-threatening environment conducive to overcoming frustrations and fears about the process of drawing.

Glassblowing

COURSE CODE ARTS101 SECTION 41
INSTRUCTOR Sally McCubbin
DATES July 4 – 8, 2016
FEE \$527.62 includes \$187.04 material fee
(+ \$10 material fee payable to instructor)

As a beginning student, you will discover the art of glassblowing using traditional techniques that date back 2000 years! These methods are still used today by the world's leading vessel makers and glass sculptors. Glass is first melted in a furnace at 2100 degrees Fahrenheit, at which time you learn how to gather the molten material on the end of a steel blowpipe to form it into vases, bowls, paperweights, goblets and sculpture. You will also have an opportunity to participate in discussions on equipment, safety, history and current trends in glass.

This course will run simultaneously with Glassblowing II. Please clearly indicate which level you are registering for.

Glassblowing II

COURSE CODE ARTS103 SECTION 41
INSTRUCTOR Sally McCubbin
DATES July 4 – 8, 2016
FEE \$527.62 includes \$187.04 material fee (+ \$10 material fee payable to instructor)

Please note: This course is not suitable for beginners. Instruction will focus on advanced hot forming and decorating techniques.

Learn techniques for vessel making, including vases, bowls, goblets and stemware, as well as solid sculpture and hot bit work. There will be demonstrations on advanced colouring techniques and studio production methods. With an emphasis on design, you will set up your own personal project goals. You will have an opportunity to participate in discussions about modern studio design and equipment construction, as well as glass as a contemporary art form.

This course will run simultaneously with Glassblowing. Please clearly indicate which level you are registering for.



Harp – Intermediate

COURSE CODE ARTS1845 SECTION 41
INSTRUCTOR Maureen McKay
DATES July 4 – 8, 2016
FEE \$340.58 (+ \$5 material fee payable to instructor)

Please note: This course is not suitable for beginners. Instruction is suited to advanced-beginner or intermediate skill levels.

Enhance current skills and further your understanding of and proficiency in harp technique. Instruction will support individual learning goals. Learn several Celtic tunes in a relaxed and inspiring environment. In addition to individual and group instruction, the course will increase your appreciation for the rich history of harp playing, and will provide practical tips on maintenance of the harp. Instruction will include ensemble playing, arranging music for the harp, the fun of improvisation and composition at the harp, and guidance with accompanying other instruments. The opportunity to share learning with fellow harpists will be one of the great pleasures of this course. If you have your own harp you are encouraged to bring it. Harps will be properly and securely stored. There will be some harps available for rent at \$40 for the week.

These courses will run simultaneously. Please clearly indicate the level you are registering for.

Jewellery – Stone Setting: Beginner

COURSE CODE ARTS1492 SECTION 41
INSTRUCTOR Susan Watson Ellis
DATES July 4 – 8, 2016
FEE \$340.58 (+ a material fee payable to instructor, dependent upon projects chosen)

Instruction will enable you to fabricate sterling silver bezels for round, oval, or free form cabochons. Design a simple ring, pendant, or pin form on which to attach your bezels in order to set stones in finished jewellery pieces of your own design.

Jewellery – Stone Setting: Intermediate

COURSE CODE ARTS1493 SECTION 41
INSTRUCTOR Susan Watson Ellis
DATES July 4 – 8, 2016
FEE \$340.58 (+ a material fee payable to instructor, dependent upon projects chosen)

Please note: This course is not suitable for beginners.

Instruction will enable you to fabricate sterling silver bezels for round, oval, or free form faceted stones. Learn to cut a bearing into the bezel using stone setting burrs and a flex shaft machine. You will also design a jewellery form to mount your bezel on. Once the form is completed the stone will be set using an electric hammer. Polishing will complete your unique jewellery creation.

Jewellery – Stone Setting: Advanced

COURSE CODE ARTS1494 SECTION 41
INSTRUCTOR Susan Watson Ellis
DATES July 4 – 8, 2016
FEE \$340.58 (+ a material fee payable to instructor, dependent upon projects chosen)

Please note: This course is not suitable for beginners.

Instruction will enable you to form complex settings for your cabochon and faceted stones such as basket, prong, crown, and tapered, as well as multiple stone designs. You will be encouraged to use critical thinking to problem solve in these advanced setting designs.



Courses for Kids, Youth and Teens

All course names for our younger artists start with 'Kids,' 'Youth' or 'Teen,' depending on the age requirement.

Age groupings have recently changed.

See [page 89](#) for more information.

Kids' – Pop Art**

COURSE CODE ARTS2172

INSTRUCTOR Michele Karch Ackerman

DATES July 4 – 8, 2016

FEE \$105.90 (+ \$20 material fee payable to instructor)

SECTION 41 9:00 – 12 Noon, 4 – 6 years old (4 by Jan. 1, 2016)

SECTION 42 1:00 – 4:30pm, 7 – 9 years old

Pop goes the imagination in this funky and fantastic week of creativity! Meet Andy Warhol, the father of the Pop Art movement and tour his zany house filled with cats and wigs and tomato soup cans. Create your own art filled 'house' and explore the wonderful world of Pop Art. Pop-up books, giant bubble gum paintings and comic art are just a yummy taste of the wacky works of Andy Warhol and the Pop artists.

Kids' Zoo Mania**

COURSE CODE ARTS2207

INSTRUCTOR Toni Caldarone

DATES July 4 – 8, 2016

FEE \$105.90 (+ \$20 material fee payable to instructor)

SECTION 41 1:00 – 4:30pm, 4 – 6 years old (4 by Jan. 1, 2016)

SECTION 42 9:00 – 12 Noon, 7 – 9 years old

With so many animals in the zoo you must have a favourite! Using your imagination and observations from Henry Moore's abstract bronzes and Vincent Van Gogh's brush strokes for inspiration, you'll create a variety of zoo animals ranging from paper maché to sculpted creatures. Start by learning how to sketch your animals using a variety of mediums and then build your basic structures.



Thank you for having enhanced my personal artistic growth both as an instructor and student in my creative vision and for being a part of a community that shares their creative spirit."

– TONI CALDARONE

Landscape Painting 101

COURSE CODE ARTS496

SECTION 41

INSTRUCTOR Rod Prouse

DATES July 4 – 8, 2016

FEE \$340.58 (+ \$30 mandatory material fee payable to instructor)

How many of us have wished that we could paint our own vision of Canada's breath-taking landscape? This course will teach you techniques that incorporate fundamental colour and painting principles, as well as visioning methods derived from photography and working directly in en scene. Even as a complete novice, you can experience the thrill of creating your own acrylic landscape painting. This course will provide a solid introduction to landscape painting. Using a simplified but expressive acrylic pallet, you will learn to manipulate line, shape, tone, texture and colour and a recipe to put it all together as a finished landscape painting. Most of the course will be studio time with a couple of field trips to provide the opportunity to sketch and photograph.

Music – Campfire & Beyond

COURSE CODE ARTS2098

SECTION 41

INSTRUCTOR October Browne

DATES July 4 – 8, 2016

FEE \$340.58 (+ \$10 material fee payable to instructor)

Please note: This course is not suitable for absolute beginners. Instruction is at an advanced beginner/intermediate level.

Explore a variety of styles such as folk, country, blues, and Celtic. Learn accompaniment techniques for these styles, and how to transpose songs from one key to another in order to suit your vocal range. Travis style picking and alternating thumb technique will be taught as well as hammer-ons, pull-offs, slides, bends, palm muting, harmonics and more. Playing with a pick, basic strumming and finger style techniques will all be utilized. Learn the basics of music theory and how to discern the chords of a song by ear. Have fun jamming and gain a new repertoire of songs to sing and play along with. This course is most suitable for guitars.



October Browne is a true musician and teacher. Her patience, enthusiasm and unique approach has had an amazing influence on my playing and understanding of music. Most of all she's great fun.

– MELANIE ALEXANDER

Musical Instrument Construction

COURSE CODE ARTS141

SECTION 41

INSTRUCTOR Philip Davis

DATES July 4 – 8, 2016

FEE \$340.58 (+ \$20 material fee payable to instructor)

This course will introduce the principles, materials and methods of stringed instrument construction. Through hands-on work, as well as lectures and demonstrations, you will progress through the first steps of construction of your own guitar or violin. Formal lectures will focus on acoustics, glues and gluing, grading and selection of materials, tools, tool maintenance, bending, forms and moulds. Time is limited but progress can be made in mastering the skills to advance rough cut wood toward a good, working violin or guitar. By the end of the first course you can expect to have the instrument sides bent and assembled on moulds as well as the backs and tops shaped to smooth outer archings. The course welcomes and challenges beginners to woodworking and enthusiastic musicians as well as experienced craftspeople. Violin and guitar materials are available for purchase from the instructor at a cost of approximately \$120 per instrument. Returning students continuing projects will be accommodated at their current level of project development.



Oil Painting – Intuitive Expression

COURSE CODE ARTS2112 SECTION 41
INSTRUCTOR Sue Miller
DATES July 4 – 8, 2016
FEE \$340.58 (+ \$15 material fee payable to instructor)

Of value to both beginners and experienced painters, intuitive painting is an opportunity to learn about you as opposed to learning specific techniques and creating specific products. Playful exploration with oil paint as well as the use of other tools and materials will aid in the creative process and tap into your authentic creative self. While loose and free, intuitive painting still lends itself to consistency. Instruction will also address the utilization of sources of inspiration to create a consistent body of work.

Painting Birds

COURSE CODE ARTS2033 SECTION 41
INSTRUCTOR Matthew Mancini
DATES July 4 – 8, 2016
FEE \$340.58

Instruction will address painting realistic birds in a simplified step-by-step manner. Working from your own bird reference photo, you will focus on technique, composition, colour, form and texture to complete one fully finished bird painting. You are welcome to work in oil or acrylic paints.

Painting from the Model – Advanced

COURSE CODE ARTS158 SECTION 41
INSTRUCTOR John Leonard
DATES July 4 – 8, 2016
FEE \$340.58

Please note: This course is not suitable for beginners.

This course is intended to advance previous training or experience in working from the model. You will have an opportunity to review working theory in colour and design. A variety of approaches to painting the figure including classical realism, impressionism, expressionism and contemporary processes including abstraction are explored. An emphasis is placed on individual creativity and self-expression.

Photography – Travel & Landscape

COURSE CODE ARTS701 SECTION 41
INSTRUCTOR Rob Stimpson
DATES July 4 – 8, 2016
FEE \$340.58 (+ \$5 material fee payable to instructor)

Please note: This course is not suitable for beginners. Knowledge of where the camera controls are located (i.e. menu, white balance, f-stops, ISO, etc.) and how the camera works (i.e. f-stops and shutter speeds) is essential. Instruction can suit traditional and point and shoot cameras but is best suited to DSLR cameras.

Our travels and journeys take us to places we never may visit again. On these trips we all want to document where we have been and, for the most part, capture a sense of place. The camera becomes our voice through our visual interpretation of the landscape. In this course you will learn how to create an effective photo essay that becomes your own personal interpretation of the places you visit. Good photographs are made, not just taken. You will learn how to create an image, not just take a picture. Through the use of simple techniques, discover how to take an effective portrait of people in the outdoors, how to enhance your landscape images, add emotion to your pictures and how to get the most out of the tools you have. You will spend time wandering through the village and surrounding areas looking for places of interest where you create your visual interpretation of the landscape. Through assignments, critiques of your work and slideshows, you will learn what it takes to be a more effective photographer. This course will help you to move out of your comfort zone as well as introduce you to new challenges with travel and landscape photography. Assignments are designed based on you knowing the fundamentals.



Instructors are fabulous and very capable in addressing the needs & extending creative abilities of every student at every level.

– JILL AXISA

These courses will run simultaneously. Please clearly indicate which level you are registering for.

Passionate Paint I

COURSE CODE ARTS1877 SECTION 41
INSTRUCTOR Al Van Mil
DATES July 4 – 8, 2016
FEE \$340.58

Learn to best express your passions in the visual language of paint. Develop abstracted imagery from real subject matter to build a vocabulary of expressive tools. A series of lectures, demonstrations and projects, plus individual attention will advance levels of artistic insight. Work in a positive and encouraging environment, using the paint medium of your choice. Explore interesting ways of interpreting still-life, landscape and the figure, to find your personal passion in paint. Reacting to your new repertoire in a free and uninhibited manner will help you discover your own style of painting. This course is about staging your painting and will offer a multitude of options for effective presentation of your ideas. All levels of experience are welcome.

Passionate Paint II

COURSE CODE ARTS2081 SECTION 41
INSTRUCTOR Al Van Mil
DATES July 4 – 8, 2016
FEE \$340.58

Please note: This course is not suitable for beginners. Previous painting experience is required.

In this interactive course you will develop abstracted imagery from real subject matter to build a vocabulary of expressive tools. A series of lectures, demonstrations and projects, plus individual attention will advance levels of artistic insight. Work in a positive and encouraging environment, using the paint medium of your choice. Explore interesting ways of interpreting still life, landscape and figure to find your personal passion in paint. Reacting to your growing perspective in a free and uninhibited manner will help you discover your own style of painting.



Pottery – Beginners

COURSE CODE ARTS175 SECTION 41
 INSTRUCTOR April Gates
 DATES July 4 – 9, 2016 (6 days)
 FEE \$405.70 includes \$18.42 initial material fee

Instruction in this course will be delivered at the beginner level of wheel throwing and will include demonstrations on cylinders, bowls, plates, glaze techniques and the firing process. The development of your own personal style and the encouragement of artistic license will prevail. One bisque and one glaze fire will be accomplished during the course. Should you be inspired and enthusiastic upon completion of this course, you would be capable of taking Pottery II. Additional clay will be available for purchase from the school at a cost of \$20 per bag, which includes glazing and firing. A beginner's tool kit may be purchased from the school at a cost of approximately \$20. Please inform the school if you require one.

Printmaking – Screen Monoprinting Plus

COURSE CODE ARTS599 SECTION 41
 INSTRUCTOR Linda Kristin Blix
 DATES July 4 – 8, 2016
 FEE \$340.58 (+ \$75 material fee payable to instructor)

Screen monoprinting is an innovative and painterly printmaking technique. Brilliant fabric dyes are painted onto a silk screen using a wide variety of brushes, sponges and tools. A squeegee is then used to pull clear medium over the screen, releasing the painting onto the paper. The colours and unique surface textures are spectacular and cannot be achieved through painting directly on paper. This extremely versatile, fun and non-toxic technique forces a fresh and free manner of painting. The most satisfying prints will be created letting the unexpected happen and releasing the need to control. Those previously concerned with the technical aspect of printmaking will be amazed at the multi-coloured prints created with such simplicity. Playful experimentation with abstraction rather than detailed realism works extremely well with this spontaneous and fluid technique. The surprise element of screen monoprinting will thrill and delight both the painter and printmaker. To add another dimension and complexity to the painterly screen prints, you will create relief prints using butter soft carving material Softolium. The strong linear lines of the relief prints juxtapose beautifully with the more ethereal monoprints. More layering opportunities are created through the use of paper stencils, collage and stamps. Create collographs, reduction prints and monotypes if you choose more playful experimentation. This course is a good starting point for those beginning their artistic journey, yet challenging to seasoned artists.

Totem Carving

COURSE CODE ARTS354 SECTION 41
 INSTRUCTOR Wayne Hill
 DATES July 4 – 8, 2016
 FEE \$340.58 (+ material fee of \$60 for pole or \$30 for mask blank, payable to the instructor)

Design and carve a 4' West Coast totem pole or an individual mask. Working hands-on and side-by-side with other carvers you will learn the traditional processes that produce the best results. A short lesson on history and traditions will provide a better understanding of totems and the social implications of this medium.

Watercolour Painting – Advanced

COURSE CODE ARTS248 SECTION 41
 INSTRUCTOR Art Cunanan
 DATES July 4 – 8, 2016
 FEE \$340.58

Please note: This course is not suitable for beginners. It is imperative that participants have had at least three previous watercolour courses prior to participating.

At an advanced level, you will explore traditional and experimental techniques in watercolour painting. Instruction will be provided on composition and design and the course is geared to sharpen skills and enhance personal interpretation. Learn how to make a contour painting, how to layer washes to get the right value and use local and colour values to make strong statements. Sessions on compositions will include directing the eye with edges, placing darks and other colours, and advice on handling patterns and loosening painting style. Learn by demonstration and critique and benefit from individual attention. You will have an opportunity to enjoy some on-location painting, weather permitting.

Youth/Teen Animation**

COURSE CODE ARTS1826 SECTION 41
 INSTRUCTOR Tammy Rea
 DATES July 4 – 8, 2016
 FEE \$231.55 (+ \$30 material fee payable to instructor)

Please note: This course is open to youth and teens from 10 to 18 years of age.

Explore the amazing world of animation. As the technologies for stills and video advance and blur, animation is becoming a powerfully creative media. Use clay, paper, people, sand, and more to create characters and simple stories. Stop-motion animation will also be created. Easy, step-by-step instruction will be provided and creativity encouraged. You will work individually and in small groups. When the course is finished, your clay character and a USB stick with the movies will go home with you. Some of the best animation in the world, and other kids' productions will be shown during the week and the course will finish up with a short film festival of your work!

Youth/Teen Mixed Media Creations**

COURSE CODE ARTS2009 SECTION 41
 INSTRUCTOR Amanda Brittin
 DATES July 4 – 8, 2016
 FEE \$231.55 (+ \$40 material fee payable to instructor)

Please note: This course is open to youth and teens from 10 to 18 years of age.

Work with a great variety of art media and techniques, bringing new perspectives to classic materials and discovering some new media. From sculpture to drawing, and design to painting, both fun projects and challenging lessons will be undertaken. If you have some, you're encouraged to bring ideas and sketches to develop more fully.

SATURDAY, JULY 9, 2016

Abstracting the Landscape in Acrylics Workshop**

COURSE CODE ARTS1512 SECTION 41
INSTRUCTOR Marianne Broome
DATES July 9, 2016
FEE \$105.32

Discover how to simplify and extract the essential information from a reference photo to create an abstracted version of the scene. Working with the elements of design and choice of colour palette, emphasis will be on composition and value relationships. Texture will be incorporated to provide an interesting foundation and different techniques explored for layering, glazing and enhancing texture. Reference images will be provided or feel free to bring your own.

Beadwork Basics Workshop**

COURSE CODE ARTS2198 SECTION 41
INSTRUCTOR Andrew Bullock
DATES July 9, 2016
FEE \$105.32 (+ \$25 material fee payable to instructor)

Project: Peyote Stitch Beaded Feather

Instruction will introduce basic off-loom bead weaving stitches that comprise the foundation of historical and contemporary beading. Depending upon the project, techniques will include bead embroidery, edge beading, bead fringes, necklace stringing, peyote stitch and finishing methods. These skills are used to create a broad range of work from jewellery to three-dimensional objects. Designing with colour, texture, and form will also be discussed. Skills and techniques learned will be applicable to a variety of projects. An overview of glass bead history and use in Native North America will also be included.

Expressive Painting Workshop**

COURSE CODE ARTS1738 SECTION 41
INSTRUCTOR Sue Miller
DATES July 9, 2016
FEE \$105.32

Suited to all artistic levels from beginner to advanced, this workshop will appeal to artists interested in non-traditional art, but the principles learned can also apply to representational work. Using music and other exercises to clear the objective mind, you will be exposed to a new way of approaching painting and experience the liberating feeling of breaking out of the traditional realm and combating fears. Instruction is process oriented to guide you away from being attached to outcome, break through creative barriers, and move toward developing your own unique, intuitive style of self-expression on canvas or other surfaces. Working in oils or acrylics, explore colour mixing and various techniques such as loose washes, thick palette knife application and mark making with other tools. You will produce a piece of work that demonstrates the process of pushing your creative boundaries!

Fabric Printing – Print, Paint & Roll Workshop**

COURSE CODE ARTS2201 SECTION 41
INSTRUCTOR Gunnell Hag
DATES July 9, 2016
FEE \$105.32 (+ \$25 material fee payable to instructor)

Explore the use of pigments on fabric, learn how to make stamps and rollers, and print original designs. Create designs by manipulating texture and colour with the goal of establishing a unique line of fabrics. Apply your skills to t-shirts, cushion covers, bags, tea-towels and more. Imagine the opportunity for creating personal statements on fabrics that you can use in your textile projects.

Frame Drum Making Workshop**

COURSE CODE ARTS441 SECTION 41
INSTRUCTOR John Proctor
DATES July 9, 2016
FEE \$105.32 (+ \$85 material fee payable to instructor)

In this workshop, you will assemble an 18" Native American style frame drum, including a beater. After drilling, sanding and finishing the 18" drum hoop, a goat skin will be glued on, a cowhide laced handle will be attached, and a beater assembled.



Jewellery – Silver Ring Workshop**

COURSE CODE ARTS2170 SECTION 41
INSTRUCTOR Susan Watson Ellis
DATES July 9, 2016
FEE \$105.32 (+ \$30 material fee payable to instructor)

Learn to form, solder, and finish a sterling silver band ring which may then be decorated or textured using files, burrs and/or stamps to create a truly unique piece.

Painted Floor Cloths Workshop**

COURSE CODE ARTS405 SECTION 41
INSTRUCTOR Amanda Brittin
DATES July 9, 2016
FEE \$105.32 (+ \$35 material fee payable to instructor)

A floor cloth can be funky and whimsical or created to match interior décor. You will have complete freedom to design in your own personal style with lots of help from the instructor. Basic painting techniques such as colour-washing and stencilling will be taught in addition to more detailed hand-painting tips. Enjoy a fun and stress-free workshop that results in a wonderful piece of art for underfoot.

Painting – Mixed Media Layers Workshop**

COURSE CODE ARTS2026 SECTION 41
INSTRUCTOR Holly Dean
DATES July 9, 2016
FEE \$105.32 (+ \$15 material fee payable to instructor)

Trust your intuition and discover your style as you create a rich, complex piece of art in an encouraging environment. Work on canvas or board with acrylic paints and mediums, collage, stamps and stencils. Instruction will guide you with demonstrations, discussions and individual attention. Curious beginners to experienced artists are welcome to join in this creative experience. You will gain new techniques and ideas, a gorgeous layered mixed media painting, and the inspiration to make many more.

JULY 2016

HALIBURTON

25



Acrylics – Explore, Express, Experiment

COURSE CODE ARTS1894

SECTION 41

INSTRUCTOR Kim Lee Kho

DATES July 11 – 15, 2016

FEE \$340.58 (+ \$95 material fee payable to instructor)

The most versatile of all paint media, acrylics can do almost anything you want. Through the magic of acrylic mediums you can change the appearance, behaviour and characteristics of acrylics in surprising ways, from pourable glazes to texturized and transparent impasto, layered encaustic-like effects to sculpted surfaces. In this intensive, materials and process-based course, a variety of acrylic mediums, physical processes and techniques will be explored. These may include drip, scrape, scratch, scumble, tickle, pour, squeeze, sculpt, roll, collage, layer, making skins and embedding objects. You will also investigate tools – how to select, use and customize them, with particular emphasis on unconventional choices. All levels and abilities are welcome (including advanced), the only prerequisite is an open mind and an adventurous spirit.

Creative Writing – Ignite Your Potential

COURSE CODE ARTS706

SECTION 41

INSTRUCTOR Nora Zylstra Savage

DATES July 11 – 15, 2016

FEE \$340.58

Get inspired – Get REALLY inspired. Whether you're a novice or professional, fiction or non-fiction writer, these writing exercises and styles will inspire. This hands-on high energy course provides an encouraging, safe space for discovering different writing styles and techniques which could include: dialogue, story components, personal narratives, poetry, essays, perspectives and journal entries. You will have fun responding to numerous multimedia writing prompters and stimuli. Experiment with writing tools such as clustering, mind mapping, rapid writing and short-shorts. Let these triggers be a starting point for expanding your writing horizons and creativity. There will be time to share and get positive feedback on your work. Be ready to jump in and dive deep!

Decoy Carving

COURSE CODE ARTS69

SECTION 41

INSTRUCTOR Doug Mason

DATES July 11 – 15, 2016

FEE \$340.58 (+ \$35 material fee payable to instructor)

Project: Green Wing Teal Drake

Learn and develop current decoy carving and painting skills. Instruction will introduce the safe use of power tools for shaping a wooden blank and progress through head and body shaping, feather flow and shapes, eye placement, sanding, and acrylic painting techniques. Discussions will include anatomy, feather groups and shapes, and other related topics. Instruction is suited for beginners and will provide interesting opportunities for intermediate and advanced carvers as well, should the project be of interest.

Digital Integration & Collage

COURSE CODE ARTS2194

SECTION 41

INSTRUCTOR David Clarkson

DATES July 11 – 15, 2016

FEE \$340.58

Every digital medium suggests compositional techniques that emphasize editing and integration – remixing, sampling, montage or collage – and also the translation of content between media. Explore those strategies and general digital aesthetics in photography, video, painting and drawing, through studio projects, discussions and presentations of artwork. Different media, interests, and skill levels will be accommodated. You are required to provide a Mac laptop computer, loaded with preferred software.

Drawing with Ink & Colour

COURSE CODE ARTS1031

SECTION 41

INSTRUCTOR Charles O'Neil

DATES July 11 – 15, 2016

FEE \$340.58

The art of pen and ink will be explored through a series of exercises designed to improve observational skills, composition, value range, and technique. The element of colour will be introduced with water-based paints and washes such as watercolour, gouache, and more. These techniques will add variety and interest to completed works. Design, composition and colour theory will be addressed throughout the course.

Fabric Printing – Irresistible Resists

COURSE CODE ARTS1274

SECTION 41

INSTRUCTOR Gunnel Hag

DATES July 11 – 15, 2016

FEE \$340.58 (+ \$45 material fee payable to instructor)

Discover a thousand different paths to the same goal: gorgeous cloth. Experiment with a wide variety of ingredients to create an exciting range of patterns and texture on fabric – both abstract and representational. Not only will you learn in-depth techniques for tied, clamped and pole wrap resists, you will also use soy wax and glue to create gorgeous fabrics with exquisite colour and complexity. As well as learning to mix your own pigment colours you will learn the techniques of hand painting/dyeing and how to make your own stamps and stencils to create one-of-a-kind resist printed fabrics. Truly irresistible!



These courses will run simultaneously. Please clearly indicate which level you are registering for.

Glassblowing

COURSE CODE ARTS101 SECTION 42
INSTRUCTOR Terry Craig
DATES July 11 – 15, 2016
FEE \$527.62 includes \$187.04 material fee (+ \$10 material fee payable to instructor)

As a beginning student, you will discover the art of glassblowing using traditional techniques that date back 2000 years! These methods are still used today by the world's leading vessel makers and glass sculptors. Glass is first melted in a furnace at 2100 degrees Fahrenheit, at which time you learn how to gather the molten material on the end of a steel blowpipe to form it into vases, bowls, paperweights, goblets and sculpture. You will also have an opportunity to participate in discussions on equipment, safety, history and current trends in glass.

Glassblowing II

COURSE CODE ARTS103 SECTION 42
INSTRUCTOR Terry Craig
DATES July 11 – 15, 2016
FEE \$527.62 includes \$187.04 material fee (+ \$10 material fee payable to instructor)

Please note: This course is not suitable for beginners. Instruction will focus on advanced hot forming and decorating techniques.

Learn techniques for vessel making, including vases, bowls, goblets and stemware, as well as solid sculpture and hot bit work. There will be demonstrations on advanced colouring techniques and studio production methods. With an emphasis on design, you will set up your own personal project goals. You will have an opportunity to participate in discussions about modern studio design and equipment construction, as well as glass as a contemporary art form.

Japanese Brush Painting I

COURSE CODE ARTS114 SECTION 41
INSTRUCTOR Cassandra Wyszkowski
DATES July 11 – 15, 2016
FEE \$340.58 (+ a material fee of approx. \$38 payable to the instructor)

Suitable for the beginner or seasoned painter, this course will introduce you to the joyful discipline of Japanese painting (known as Sumi-e), a beautiful water-based medium. Emphasis will be on various brush techniques, light and shade to achieve depth, brush control that develops spontaneous expression, and effective simplicity in composition skills. You will paint a variety of subjects and receive a reference copy of each lesson, ten in all. This is a very intensive course providing a firm foundation for any future painting medium or artistic pursuit. Discover and learn the four paragons – Bamboo, Japanese Orchid, Chrysanthemum and Plum Tree. Oriental philosophy as related to painting will add an interesting flavour. Many other subjects are pursued to keep creativity flowing. Japanese poetry 'Haiku' which is the 'kissing cousin' of Sumi-e, along with beautiful, flowing music, will underpin the learning process by adding a delightful, peaceful atmosphere. Instruction is also suitable for potters and fabric painters who wish to beautify their work with expressive brush strokes.

Jewellery

COURSE CODE ARTS117 SECTION 41
INSTRUCTOR Michael Letki
DATES July 11 – 15, 2016
FEE \$340.58 (+ \$35 material fee payable to instructor)

Fabulous jewellery can be made using simple techniques. As a beginner, you will be introduced to these methods and encouraged to use them creatively while working in sterling silver and other materials. If you are working at a more experienced level, you will have an opportunity to explore new ideas – particularly on surface treatments, as well as practice your skills and work on your own projects with the guidance of the instructor. The work of current jewellery artists will be referenced and an information session dealing with supplies, sources and pricing will be held. You are welcome to bring your own materials and tools but supplies will also be available from the instructor.



Love it. It is the perfect restorative vacation!

– LIANNE ROMANS

Harp – Beginner

COURSE CODE ARTS1844 SECTION 41
INSTRUCTOR Maureen McKay
DATES July 11 – 15, 2016
FEE \$340.58 (+ \$5 material fee payable to instructor)

Please note: No previous musical experience is required.

Enjoy a comprehensive introduction to this beautiful instrument as you learn the fundamental techniques for playing the harp in a relaxed, supportive and inspiring environment. In addition to individual and group instruction, you will gain an appreciation of the rich history of harp playing. Discussion will address different types of harps and what to look for if interested in buying or renting a harp, as well as basic tuning and maintenance of the instrument. Instruction will include opportunities to begin to experience ensemble playing, an introduction to arranging music for the harp, the fun of improvisation and composition at the harp, and guidance with accompanying other instruments. If you own a harp you are encouraged to bring it – harps will be properly and securely stored. There will be harps available for rent at \$40 for the week.





Kids' Oceanic Adventures**

COURSE CODE ARTS2226
 INSTRUCTOR Marcin Wisniewski
 DATES July 11–15, 2016
 FEE \$105.90 (+ \$20 material fee payable to instructor)
 SECTION 41 1:00 – 4:30pm, 4 – 6 years old (4 by Jan. 1, 2016)
 SECTION 42 9:00 – 12 Noon, 7 – 9 years old

Immerse yourself in a variety of art and craft activities! Make ocean slime and fish soap, build and sink boats in buoyancy experiments, create underwater finger puppets, and sink the shark as you discover the ways in which our oceans – filled with exciting and thrilling creatures – are not only a vital part of our planet but are also a source of artistic inspiration.

Kids' Play with Drama**

COURSE CODE ARTS1119
 INSTRUCTOR Leanne Schachow
 DATES July 11 – 15, 2016
 FEE \$105.90 (+ \$5 material fee payable to instructor)
 SECTION 41 9:00 – 12 Noon, 4 – 6 years old (4 by Jan. 1, 2016)
 SECTION 42 1:00 – 4:30pm, 7 – 9 years old

You're a kid... it's natural for you to be over-the-top fun, excitable, and of course – dramatic! This course will introduce you to the confident star that lives in you and take your wacky imagination to the stage. In a supportive environment, you'll explore the voices and body movements for many characters and learn to create your own characters by applying learned acting techniques to storytelling, role-playing, improvisational scenes, and script development. You'll sing and dance your heart away to a final musical production at the end of the week, showing off your fabulous talent while wearing colourful costumes and accessories. Come out and play!

Landscape Painting – Working the Land

COURSE CODE ARTS1540 SECTION 41
 INSTRUCTOR Rod Prouse
 DATES July 11 – 15, 2016
 FEE \$340.58 (+ \$20 material fee payable to instructor)

Please note: This course is not suitable for beginners.

This course is designed to assist you to move beyond the literal and develop a personal voice in painting the land. Explore ways to interpret landscape, distil the painting possibilities in a scene, and apply relevant principles of design and technique to the work. Analyze observed landscape and reconstruct it in paint with a mind to developing a unique style. Using an analytical as well

as a direct painterly response, one can refresh and personalize the landscape painting experience. Please note that this is not necessarily a plein air course or an exercise in studio abstraction, rather a selection of painting strategies with a goal of helping you develop. With this in mind, to be productive and versatile, work will be done in acrylics.

Millinery – The Art of Hat Making

COURSE CODE ARTS516 SECTION 41
 INSTRUCTOR Karyn Gingras
 DATES July 11 – 15, 2016
 FEE \$340.58 (+ \$45 – \$70 per hat material fee payable to instructor)

Please note: Basic cutting and sewing skills are required to participate in this course.

This course is an introduction to the basic millinery technique of hand blocking. You will enjoy the rare opportunity to make use of vintage wooden hat blocks, or moulds. These vintage wood moulds provide a fascinating visual history of different hat styles of the 20th century. Learn hand blocking techniques for both felt and straw materials, as well as assembly and embellishment practices to create a unique, one-of-a-kind hat. Retro or contemporary, classic, or funky, it's up to you. Please bring a reliable sewing machine that is in good working order.



Karyn (Gingras) was amazing. I enjoyed this course tremendously. Beyond what I had hoped for. Thank you Karyn and HSTA for this opportunity."

– ERIN BARNETT, MILLINERY

Musical Instrument Construction – Intermediate/Advanced

COURSE CODE ARTS1487 SECTION 41
 INSTRUCTOR Philip Davis
 DATES July 11 – 15, 2016
 FEE \$340.58 (+ \$20 material fee payable to instructor)

Please note: This course is not suitable for beginners. Prior completion of a minimum of one instrument to a good standard is required.

Instruction will stimulate the hands and imagination beyond your established competency in instrument fabrication. Begin by setting a logical goal and proceed to make or acquire working drawings. Group seminars will replace demonstrations of basic making and these will progress you to advanced theory and practice of design, as well as the ability to make diverse instruments.

Oil Painting – Introduction to Plein Air

COURSE CODE ARTS596 SECTION 41
 INSTRUCTOR John Anderson
 DATES July 11 – 15, 2016
 FEE \$340.58 (+ \$10 material fee payable to instructor)

This course is designed to engage you in the fundamental aspects of painting with oils. Exploring the idea of landscape painting as an artistic and creative endeavour will be stressed. The language of paint will be developed through mark making, colour, form, texture and composition. Through the understanding of these issues and with individual instruction, you will develop confidence in your own painting ability. This course is suitable whether you have limited painting and drawing experience or if you are a more experienced painter planning to expand your capabilities and further develop your skills. You are invited to work with oil paint in an environment that encourages individual freedom and expression. Weather permitting, the majority of class time will be held outdoors.

Open Studio – Painting

COURSE CODE ARTS1258

SECTION 43

INSTRUCTOR V. Jane Gordon

DATES July 11 – 15, 2016

FEE \$340.58

Please note: This course is not suitable for beginners.

Individual instruction will challenge you to further develop your personal vision and artistic practice. This studio opportunity is structured around your consultation with the instructor-as-mentor on materials, media, techniques, ideas, and process of vision-to-execution to create your own body of work. Learn how to assess the evolution of your work in self and group critiques. You are welcome to work in the media of your choice.

Painting – Layered Mixed Media

COURSE CODE ARTS2212


SECTION 41

INSTRUCTOR Holly Dean

DATES July 11 – 15, 2016

FEE \$340.58 (+ \$25 material fee payable to instructor)

Create three or more rich, complex pieces of art while exploring your personal style in an encouraging and nurturing atmosphere. Trust your intuition as you work on paper, canvas and board with acrylic paints and mediums, collage, stamps and stencils, oil pastels, ink, pencil, charcoal, writing, and more. Paint with brushes and unusual tools, make mono prints, drip, pour, sand, and rip. Learn to conceal and reveal collage elements, build subtle texture with acrylic mediums, explore the difference between fluid, soft body and heavy body acrylic paints, use stencils to build relief, add metallic paint for magical highlights, make transfers, create beautiful compositions using design principles, and discuss many other creative ideas. Instruction will include exercises to stimulate right brain response, demonstrations, discussions, individual attention, and friendly critiques. Curious beginners to experienced artists are welcome.



Utilizing unique research and documentation approaches, (V. Jane Gordon) operates at the nexus between body and space with particular regard to the natural world. She creates a fascinating process-based art that fuses personal, observed, imaginative, indexical and narrative tropes to explore dialogues between culture, landscape and identity.

– GEOFFREY GNAWN,
CN STUDIO CONTEMPORARY ART



Photography – Creative Images

COURSE CODE ARTS918

SECTION 41

INSTRUCTOR Rob Stimpson

DATES July 11 – 15, 2016

FEE \$340.58 (+ \$5 material fee payable to instructor)

Please note: Instruction can benefit traditional and point and shoot cameras but is best suited to DSLR cameras.

Good photographs are made, not just taken. They are created. Learn how to create an image, not just take a picture. We all have pre-conceived ideas about how something should look, and that is what we photograph. If you want to be creative you must cast aside these pre-conceptions and look at things differently. Visual mediums rely on many factors to make the image created effective. In this course you will examine what those factors are, and how to make them work for your imagery. Demonstrations and lectures involving other mediums will also help you formulate new ideas in creating images with your camera.

Pottery II

COURSE CODE ARTS179

SECTION 41

INSTRUCTOR Lisa Barry

DATES July 11 – 16, 2016 (6 days)

FEE \$405.70 includes \$18.42 initial material fee

Please note: This course is not suitable for beginners. Pottery – Beginners or equivalent wheel work experience is required to participate. Instruction in this course is delivered at an intermediate level of skill.

Through the use of demonstrations, critiques and much time spent on the wheel, you will develop a better understanding of the form and function of clay. There will be demonstrations of throwing techniques including cylinders, bowls, plates, lidded pieces and vases. You will also experience glaze mixing, loading and firing kilns. There will be one bisque fire and one glaze fire accomplished during the course. Additional clay will be available for purchase from the school at a cost of \$20 per bag, which includes glazing and firing.

JULY 2016

HALIBURTON

29



Quilting – Complex Design & Piecing

COURSE CODE ARTS2135 SECTION 41
 INSTRUCTOR Helen Garland
 DATES July 11 – 15, 2016
 FEE \$340.58 (+ \$15 material fee payable to instructor)

Learn design and sewing techniques that will enable you to transform a photograph or idea into an art quilt. Begin by translating an image into a piece-able design, progress to preparing a freezer paper pattern and auditioning fabrics, and complete the process with the construction of your quilt top. Instruction will include art and design principles, sewing sequences, techniques for sewing linear, inset and curved seams, and border options. Step-by-step instruction and individual attention will guide you from the deconstruction of your photograph or idea to the construction of a representational art quilt. Finishing techniques will be discussed. You will be required to bring a familiar and reliable sewing machine in good working order.

Stained Glass

COURSE CODE ARTS211 SECTION 41
 INSTRUCTOR Wendy Ladurantaye
 DATES July 11 – 15, 2016
 FEE \$340.58 (+ \$50 material fee payable to instructor)

Stained Glass is an exciting medium that uses light and colour to create delicate or dramatic, whimsical or practical results, regardless of your artistic abilities or experience. Instruction will provide an overview of basic history, designing for glass, and limitations of the glass media, as well as develop safe practices, skills and techniques. Two small initial projects will provide basic skills in both copper foil and traditional leaded methods of construction. In a relaxed environment and with individual support, progress to the design and execution of a larger, more complex project in the method of your choice, working at your own pace and ability. Consider a small lamp, jewellery box, clock, panel or sculpture.

This course will run simultaneously with Stained Glass – Intermediate. Please clearly indicate which level you are registering for.

Stained Glass – Intermediate

COURSE CODE ARTS213 SECTION 41
 INSTRUCTOR Wendy Ladurantaye
 DATES July 11 – 15, 2016
 FEE \$340.58

Please note: This course is not suitable for beginners.

Challenge yourself in creating an original design, use glass effectively, and perfect skills and techniques. Work through your project using the appropriate foil or lead came method. Safe studio practices will be emphasized as you work at your own pace and ability with individual support. Structure, reinforcement, the process of repairing stained glass, and use of rondels, bevels and clusters will be covered.

This course will run simultaneously with Stained Glass. Please clearly indicate which level you are registering for.

Symbols & Expressive Patterns

COURSE CODE ARTS1667 SECTION 41
 INSTRUCTOR Suzi Dwor
 DATES July 11 – 15, 2016
 FEE \$340.58 (+ \$30 material fee payable to instructor)

This course will benefit painters, collage artists, quilt makers, fibre artists, and printmakers with or without prior experience. Explore the symbols, patterns, art, architecture and music from a variety of cultures around the world. India, Nepal, Israel, Australia, Tibet, Mexico, Japan, Africa, Ireland and more will be included in inspirational and creatively adventurous investigations. From a study of the meaning and use of the five universal symbols – circle, square, triangle, spiral, and cross – you will begin to create your personal palette of images. Explore and experiment with a wide range of materials: watercolours, acrylics, pencil, charcoal, acrylic mediums, rice papers and gold leaf papers to create a series of art explorations. Automatic drawing, painting techniques, resist painting, collage, and plaster relief work on a variety of papers will be used to support the desired effect for surfaces. You will also create a personal mandala on an 18 x 18 inch birch plywood panel using your new repertoire of symbols, patterns and colours. A mandala is a symbol, usually circular and sometimes square, that can release creative blocks and lead to personal insights and artistic discoveries. Art technique demonstrations and presentations with visuals will be rich and plentiful.

Teen Choral Crew**

COURSE CODE ARTS2184 SECTION 41
INSTRUCTOR Andy Rush
DATES July 11 – 15, 2016
FEE \$231.55 (+ \$20 material fee payable to instructor)

Please note: This course is open to teens 13 to 18 years of age.

Become part of a crack entertainment unit, learn a bunch of really cool songs, and then perform for classrooms, the community, wherever! Any level of experience or singing ability will work; you just need to bring enthusiasm and willingness. Recording equipment will be available and you'll receive an audio record of accomplishments. Get ready to sing!

Textile Collage – Mixed Media

COURSE CODE ARTS1545 SECTION 41
INSTRUCTOR Maggie Vanderweit
DATES July 11 – 15, 2016
FEE \$340.58

Please note: Basic sewing skills are recommended.

Explore ways to prepare a completely original “distressed canvas” as a ground, then create, stencil, stamp, glue and add layers with paint, ink, paper, various mediums and gesso. Spend a day creating beautiful stamps with a variety of simple materials to use in the collages and other future work. You will be able to complete 5 to 10 unique and creative wall hangings. Try to think of stories you wish to tell with your art. You are required to bring a sewing machine in good working order.

Ukulele Ensemble I

COURSE CODE ARTS2191 SECTION 41
INSTRUCTOR Eve Goldberg
DATES July 11 – 15, 2016
FEE \$340.58 (+ \$35 material fee payable to instructor)

Please note: This course is not suitable for beginners. It is appropriate if you have completed the introductory course. Knowledge of basic ukulele chords, familiarity with the C major scale, and some experience reading standard music notation for the ukulele is required.

Extending beyond beginner level skill, this course focuses on playing in an ensemble. Explore the keys of C and F, develop music reading skills, and learn to play in a group. Instruction will work with arrangements that are geared to a variety of beyond-beginner skill levels in order to accommodate a range of experiences and interests. Expand your vocabulary of chords and strumming patterns, improve melody and harmony playing, and play effectively in a musical ensemble. Instruction will work in C6 tuning, using the *Ukulele in the Classroom* series by James Hill and Chalmers Doane, as well as supplemental material provided by the instructor. A ukulele strung with a low G string is recommended. You are required to bring your soprano, concert, or tenor ukulele. Baritone ukuleles cannot be accommodated.



Eve is an outstanding, vivacious, knowledgeable teacher who inspires her students to risk and stretch beyond what they think they are capable of. Her inspiration is both helpful and encouraging but also inclines her student to develop self-confidence and self-esteem within themselves. A fabulous week!

Ukulele for Beginners

COURSE CODE ARTS2190 SECTION 41
INSTRUCTOR Brenna MacCrimmon
DATES July 11 – 15, 2016
FEE \$340.58 (+ \$35 material fee payable to instructor)

Whether you have never played a ukulele or have some experience playing but want to develop your musicianship, learn the basic note names and how to recognize them on a music staff, practice plucking a simple melody, and develop your listening skills while playing on your own and in a group. You will also learn how to play basic ukulele chords, and explore some simple accompaniment techniques. Read and play a C major scale, play melodies in the key of C, practice a variety of accompaniment techniques and chord formations, and gain a repertoire of songs. Instruction will work in C6 tuning, using the *Ukulele in the Classroom* series by James Hill and Chalmers Doane, as well as supplemental material provided by the instructor. A ukulele strung with a low G string is recommended. You are required to bring your soprano, concert, or tenor ukulele. Baritone ukuleles cannot be accommodated.

Watercolour Painting – Experimental

COURSE CODE ARTS250 SECTION 41
INSTRUCTOR Kal Honey
DATES July 11 – 15, 2016
FEE \$340.58 (+ \$20 material fee payable to instructor)

Challenge your preconceptions about what constitutes a watercolour painting and how it might be created. Through both set and self-directed exercises, you will be encouraged to be as adventurous as possible in your media combinations, methods and subject matter. Group discussion and personal attention will enable you to better understand and develop your artistic vision. If you're already excited with your current direction, develop it – push it further. If you're stuck, become unblocked in a creative, non-threatening environment. If you're just beginning, explore the vast array of options and start to find your path and your voice. This course is both safe haven and launching point: personal expression and direction are paramount, and at every turn you will be encouraged to hear and trust your own inner compass in boldly exploring new directions. All levels and abilities are welcome – you need only an open mind and an adventurous spirit.



Weaving – Basic Level I

COURSE CODE ARTS261

SECTION 41

INSTRUCTOR Ralph Johnston

DATES July 11 – 15, 2016

FEE \$340.58 (+ \$35 material fee payable to instructor)

This course introduces you to the 4 harness floor loom, developing basic set-up and weaving skills. Instruction is suitable for beginner weavers, or novice weavers who want to focus on good basic weaving skills. You will be guided step-by-step through warping, setting up a loom, and weaving, with the opportunity to play with colour and design along the way. Instruction will address individual skill levels, and give suggestions for fine tuning technique and efficiency as your skills develop. The goal is to set up and weave two projects during the week – a set of hot mats/potholders, and your choice of either a) placemats or runner, or b) a scarf. Materials will be provided by the instructor for purchase, although you may bring 4/8 cotton, mop cotton, 2/8 cotton, or scarf yarn of your own if you wish. A half day loom maintenance and tuning-up session is included to help you understand how looms work, and how to have them work well for you. You may bring your own 4 harness floor loom, or use one of the school's. Please indicate upon registration if you require a loom.

*This course will run simultaneously with Weaving Sett Study.
Please clearly indicate which level you are registering for.*

Weaving – Sett Study

COURSE CODE ARTS1075

SECTION 41

INSTRUCTOR Ralph Johnston

DATES July 11 – 15, 2016

FEE \$340.58 (+ \$40 material fee payable to instructor)

Please note: This course is not suitable for beginners. Completion of Weaving – Basic Level I or a general understanding of weaving and setting up a loom is required to participate.

Explore one of the most important aspects of weaving – sett (a cloth's ends and picks per inch), and not be intimidated by it. With lots of samples, careful explanations, and hands-on weaving, you'll develop a feel for well-woven cloth, as well as practical ways to achieve it. From heavy rugs to light lace weave, all weaving needs to be sett well for its purpose. By closely examining what's going on structurally, and critiquing finished results, it's easier to understand what's happening, and what adjustments would help. A well sett cloth is faster to weave, handles and drapes better, lasts longer, and uses less yarn than a poorly sett cloth. Knowing how to choose a suitable reed, what weight to beat at, and what weft slope to use, are invaluable skills for any weaver to have. You'll have the choice to either a) weave a set of samples with one yarn to explore what happens to the same cloth at various warp and weft setts, or b) use various yarns to design well sett samples or small projects of different types. Included in this course is a session on loom tuning and maintenance, to help you understand your own loom and keep it in prime working condition. You may bring your own 4-shaft floor loom or use one of the school's. Please indicate upon registration if you require a loom.

*This course will run simultaneously with Weaving – Basic Level I.
Please clearly indicate which level you are registering for.*

Youth/Teen Metal Jewellery Arts**

COURSE CODE ARTS395

SECTION 41

INSTRUCTOR Susan Watson Ellis

DATES July 11 – 15, 2016

FEE \$231.55 (+ \$45 material fee payable to instructor)

Please note: This course is open to youth and teens from 10 to 18 years of age.

You will be surprised at how easy it is to create things as intricate looking as the King's or Twist Chain. Learn these techniques and other skills to create current jewellery styles. After mastering the basics, cut, saw, form and decorate various metals into unique creations. As skills increase, you will start to develop your own designs for bracelets, cuffs, pendants, earrings, rings, key rings or chains. Decorate and personalize with beads, and tumbled stones.



Courses for Kids, Youth and Teens

All course names for our younger artists start with 'Kids,' 'Youth' or 'Teen,' depending on the age requirement.

Age groupings have recently changed.

See page 89 for more information.



**REGISTER
ASAP!**

Waiting until the last minute limits your choice of courses and may cause unnecessary disappointment.

See registration details on [page 89](#).

Encaustic & Photo Transfer Workshop**

COURSE CODE ARTS1780 SECTION 41
 INSTRUCTOR Susan Fisher
 DATES July 16, 2016
 FEE \$105.32 (+ \$30 material fee payable to instructor)

Explore techniques that will enable you to combine photographic images with encaustic painting. Gain proficiency with photo transferring, collaging photo images, and the basic techniques of encaustic painting. The creative options are virtually endless. Experience with encaustic or painting in general is not necessary to enjoy this workshop.

Jewellery – Forged Bangle Workshop**

COURSE CODE ARTS781 SECTION 41
 INSTRUCTOR Todd Jeffrey Ellis
 DATES July 16, 2016
 FEE \$105.32 (+ \$25 to \$50 material fee depending on your project payable to the instructor)

Learn the process of moving metal to create a dimensional sterling silver bangle. Whether you're a beginner or an experienced metal smith, your hammering skills will get a work-out in this intensive, informative workshop! Sterling silver will be available for purchase from the instructor as bangle dimensions will vary depending on the size and width of the finished piece.

Landscape Painting Workshop**

COURSE CODE ARTS1879 SECTION 41
 INSTRUCTOR Matthew Mancini
 DATES July 16, 2016
 FEE \$105.32

This workshop will introduce both direct and indirect painting methods for painting in the field. Based on both contemporary and traditional methods, you will be guided through painting the landscape in a simplified manner to achieve convincing and atmospheric landscapes.



In our current society, most of us rarely work with our hands, getting dirty and having the feel of materials that we use to make a useful object for ourselves. Whether making a ring, a piece of furniture or a painting, the joy of creating is fundamentally a basic human need.

– AMANDA BRITTIN

Mosaic Windows & Lamps Workshop**

COURSE CODE ARTS2182 SECTION 41
 INSTRUCTOR Amanda Brittin
 DATES July 16, 2016
 FEE \$105.32 (+ \$14 per square foot, per project material fee payable to instructor)

Work with a rainbow of colour; nipping translucent stained glass into mosaic tesserae and creating a vibrant mosaic window or translucent hanging pendant lamp. Bring either a small framed window (1' x 2' approx. size), or one or two clear glass hanging pendants or lamp project and learn how to design and create either an abstract or image-based piece. Adhesives and grouting choices for projects will be discussed and you will take home grout materials to be applied once the project has cured. Please note that this workshop requires good hand strength and uses silicone. Note: This workshop will take place within a ventilated open space that is not air-conditioned.

Open Studio Painting Workshop**

COURSE CODE ARTS2236 SECTION 41
 INSTRUCTOR V. Jane Gordon
 DATES July 16, 2016
 FEE \$105.32

Please note: This workshop is not suitable for beginners. You are welcome to work in the media of your choice (e.g. painting, digital media, fibre work, drawing).

Further develop your personal ambitions and artistic practices. Mentorship will inspire innovation in your practices and the application of new ideas, techniques, and processes to enhance creative execution in your work. You will have the opportunity to expand your working media of choice through enhanced and mentored interaction with imagery and formats that include contemporary issues. This is a collegial environment, open to a group of practices, where discussions across disciplines and between working artists will stimulate production. Group members will be encouraged to contribute ideas that delve into specific and broad-based professional artistic realms.

Our Stories Preserve Our Histories**

COURSE CODE ARTS2101 SECTION 41
 INSTRUCTOR Jim Blake
 DATES July 16, 2016 TIME 9:00am to noon ← **NOTE!**
 FEE \$45.14

One of the best ways to make the past come alive is through the telling of stories. This is true of family and personal stories as well as community histories. Facts, dates, artefacts and locations only become captivating when the people, events and actual happenings are woven into the tale. Since we usually don't have a record of what people said or what they were thinking it takes some creative work to bring these stories to life. Discover how to use bits and pieces from the past and, with some research and imagination, turn them into compelling stories. Sometimes these stories are best told in the first person and other times in the third person. These and other aspects of historically-based storytelling will be explored.

Paper Engineering: Pop-Up Workshop**

COURSE CODE ARTS2168 SECTION 41
 INSTRUCTOR Helen McCusker
 DATES July 16, 2016
 FEE \$105.32 (+ \$10 material fee payable to instructor)

Make cards and pop-up artworks to amaze and delight – wonderful surprises each time they're opened. Using paper engineering techniques create nested 'peek-a-boo' parallel folds, multi-layered folds, moving parts, and sculpted pieces that magically fold flat. Use paper punches, decorative and painted papers, and other media to embellish. Techniques suit scrapbookers and those who like to do book embellishment or make greeting cards.

Transfer Painting on Fabric Workshop**

COURSE CODE ARTS2199 SECTION 41
 INSTRUCTOR Sylvia Naylor
 DATES July 16, 2016
 FEE \$105.32 (+ \$12 material fee payable to instructor)

Transfer paints, often called disperse dyes, work best with fabrics that have a high synthetic content such as polyesters, synthetic suede, felt and interfacing. Explore the effects of applying the paint with different items such as brushes and sponges, working with resists, and printing. Transfer paints can produce lovely skies and colourful, unpredictable backgrounds for future projects. Many samples will be available for reference, inspiring your own painted fabrics. While previous experience is not required, a sense of adventure and willingness to experiment will ultimately determine finished products.



JULY 18 TO 22, 2016

Abstracting the Landscape in Acrylics

COURSE CODE ARTS1668 SECTION 41
 INSTRUCTOR Marianne Broome
 DATES July 18 – 22, 2016
 FEE \$340.58 (+ \$20 material fee payable to instructor)

Learn to simplify and extract the essential information from a reference photo or actual scene to create an abstracted version on canvas. While working with elements of design and choice of colour palette, emphasis will be on composition and value relationships. Where relevant, texture and collage will be incorporated to provide an interesting foundation, and different techniques will be explored for layering, glazing and enhancing these elements. Daily demonstrations and individual attention will enhance instruction. Suitable for beginners or experienced painters.

Acrylics

COURSE CODE ARTS1 SECTION 41
 INSTRUCTOR Mary Intven Wallace
 DATES July 18 – 22, 2016
 FEE \$340.58

Explore the versatility and radiant colour of acrylics while developing your painting skills. A variety of techniques and styles will be explored and practiced in a supportive environment. Instruction will consist of demonstrations, individual attention and group discussions. Learn to apply colour, value, and composition theory via teacher led projects or your own choice of subject and style as you create original works of art.



Instructors are fabulous and very capable in addressing the needs & extending creative abilities of every student at every level.

– JILL AXISA

Artist Retreat: Yoga, Meditation & Drawing

COURSE CODE ARTS2001 SECTION 41
 INSTRUCTOR Liz Wilde & Sheila Miller
 DATES July 18 – 22, 2016
 FEE \$340.58 (+ \$15 material fee payable to instructor)

Delve into daily Kripalu Yoga sessions, guided mindfulness meditation, and exploration of your personal drawing style. Ease the body with mixed level Kripalu Yoga, modified for individual needs, and calm the mind with guided mindfulness meditation. The combination of slow, attentive yoga and meditation balances spatial awareness and focus and is ideal for artistic expression. All levels of experience and flexibility are welcome. For the art component, use drawing pencils, erasers, conte, charcoal, and pastels on paper. Inspired by movement, music and nature, focus on strong composition, your personal colour palette, and injecting a sense of life, motion and mood into your drawings. Be prepared to work outside occasionally, weather permitting. While suitable for beginners, instruction also offers experienced artists an opportunity for unique creative exploration.

Contemporary Collage

COURSE CODE ARTS2079 SECTION 41
 INSTRUCTOR Kal Honey
 DATES July 18 – 22, 2016
 FEE \$340.58 (+ \$20 material fee payable to instructor)

Note: This course is not suitable for beginners. Instruction assumes a familiarity with values, colour systems and composition.

From the bold immediacy of appropriated media imagery to the nuanced subtlety of texture, colour and form – collage has the potential to say anything you want it to say. With inspiring and thought-provoking examples from 20th-century masters as well as current practitioners as starting points, instruction will investigate many artistic ideas and issues via the medium of collage. Through challenging, open-ended exercises, you will be provided ample opportunity to develop your own directions in a collegial, supportive environment where it is safe to take the risks necessary for growth. Group and individual discussions will help clarify your artistic thinking, provide insight, and help you to place your work in the context of contemporary practice.

Creative Choral Music

INSTRUCTOR Sherry Squires

DATES July 18 – 22, 2016

FEE \$340.58 (+ \$25 material fee payable to instructor)

Please note the division of vocal sections and ensure you are registering appropriately.

Alto

COURSE CODE ARTS2093 SECTION 41

Bass

COURSE CODE ARTS2094 SECTION 41

Soprano

COURSE CODE ARTS2095 SECTION 41

Tenor

COURSE CODE ARTS2096 SECTION 41

This course welcomes singers with no prior experience as well as those who want more experience and confidence in choral singing. Topics include healthy singing, warm-ups, singing in tune, strengthening breathing, ear training, score reading, singing in harmony and improving listening skills. Explore a variety of choral music genres including folk, world, jazz, show tunes, and classical music. The class will occasionally combine with the Creative Choral Music II course to sing more challenging music and to experience singing in a larger group. Ultimately, the goal of the course is to free creativity and vocal flexibility through a variety of activities, instill renewed energy, and provide a wealth of new repertoire.

Please note: This course will run simultaneously with Creative Choral Music II and the students of both these courses will enjoy singing time together every day with both conductors. Please note the division of vocal sections and ensure you are registering appropriately.



Group singing promotes positive physical, civic, psychological and spiritual well-being and is one of the healthiest activities to participate in.

– SHERRY SQUIRES

Creative Choral Music II

INSTRUCTOR Andy Rush

DATES July 18 – 22, 2016

FEE \$340.58 (+ \$25 material fee payable to instructor)

Please note the division of vocal sections and ensure you are registering appropriately.

Alto

COURSE CODE ARTS1305 SECTION 41

Bass

COURSE CODE ARTS1307 SECTION 41

Soprano

COURSE CODE ARTS1304 SECTION 41

Tenor

COURSE CODE ARTS1306 SECTION 41

Please note: This course is not suitable for beginners.

For the experienced choral musician, this course will focus on singing in harmony, modifying and perfecting arrangements, creating an ensemble, and community performance. In addition to learning a limited varied repertoire and developing it to performance standard, instruction and discussion will also address improvising, creating harmonies, moving, sharing stories from our own varied choirs, creating musical accompaniment, sharing music, listening to choral music examples, and modifying arrangements to suit the ensemble's skills. Learn to take care of your voice by learning more about vocal hygiene and warming up. You will have the opportunity to perform at various venues around the school.

Please note: This course will run simultaneously with Creative Choral Music and the students of both these courses will enjoy singing time together every day with both conductors. Please note the division of vocal sections and ensure you are registering appropriately.

Dyeing to Quilt

COURSE CODE ARTS1812 SECTION 41

INSTRUCTOR Elaine Quehl

DATES July 18 – 22, 2016

FEE \$340.58 (+ \$60 material fee payable to instructor)

Create one-of-a-kind cloth for your quilts while learning several methods of dyeing with Procion MX Fibre Reactive Dyes for natural fibres. You will be introduced to several ways of producing multi-coloured cottons, using both low- water immersion and parafait dyeing methods. Learn to wrap a pole and fold/clamp/stitch fabric to produce shibori-dyed cloth. Prepare and apply resists, such as flour paste and soy wax to create pattern on fabric. Mix thickened dyes to use with resists and to paint designs on your cotton. Learn how to use dyes safely and understand the chemical process involved to ensure your success and safety.

Encaustic Mixed Media & Collage

COURSE CODE ARTS1488 SECTION 41

INSTRUCTOR Susan Fisher

DATES July 18 – 22, 2016

FEE \$340.58 (+ \$100 material fee payable to instructor)

Encaustic, an ancient beeswax-based technique, is currently embraced by contemporary mixed media artists. Learn how to integrate encaustic techniques into your mixed media work from textile to found sculpture, from ceramic to paper, or beyond.

53rd Haliburton Art & Craft Festival

July 22, 23, 24

extended hours...

Fri 12 - 7 Sat 9:30 - 6 Sun 9:30 - 4

A celebration of excellence in craft and art!

CALL FOR ENTRY deadline Feb 20

apply online at www.railsendgallery.com

presented by



a public art gallery and registered Canadian Charity 118950641RR0001

Free Motion Machine Embroidery

COURSE CODE ARTS1257 SECTION 41
INSTRUCTOR Sylvia Naylor
DATES July 18 – 22, 2016
FEE \$340.58 (+ \$15 material fee payable to instructor)

Free motion machine embroidery is a very versatile technique. It can be used to create line drawings, thread paintings, and textures, both realistic and abstract. Once you have mastered the basics, building up a repertoire of free motion machine embroidery skills, you can explore further by experimenting with a variety of threads on different fabrics. Fabric paints and various types of crayons can be used to colour your fabric. Exercises of your choosing will show how fusibles, organza and appliqué can be used with free motion. Demonstrations instructions and individual critiques will increase awareness of colour, texture, patterns, shape, and composition. Inspiration for the exercises or a small project will come from the environment. Work can be developed in a realistic way or with a more abstract approach. Emphasis is on developing your personal skills at your own pace. You will be required to bring a reliable sewing machine in good working order. Please bring an instructional manual if the machine is not completely familiar to you.

Glassblowing

COURSE CODE ARTS101 SECTION 43
INSTRUCTOR Andrew Kuntz
DATES July 18 – 22, 2016
FEE \$527.62 includes \$187.04 material fee
(+ \$10 material fee payable to instructor)

As a beginning student, you will discover the art of glassblowing using traditional techniques that date back 2000 years! These methods are still used today by the world's leading vessel makers and glass sculptors. Glass is first melted in a furnace at 2100 degrees Fahrenheit, at which time you learn how to gather the molten material on the end of a steel blowpipe to form it into vases, bowls, paperweights, goblets and sculpture. You will also have an opportunity to participate in discussions on equipment, safety, history and current trends in glass.

This course will run simultaneously with Glassblowing – Style & Form. Please clearly indicate which level you are registering for.

Glassblowing – Style & Form

COURSE CODE ARTS657 SECTION 41
INSTRUCTOR Andrew Kuntz
DATES July 18 – 22, 2016
FEE \$527.62 includes \$187.04 material fee (+ \$10 material fee payable to instructor)

Please note: This course is not suitable for beginners.

As an experienced glassblower you will be challenged with the exploration of advanced techniques such as bit working, stems and feet, handles, spouts, cane work, and goblet making, using more advanced colour applications. Cold working techniques will also be covered. Instruction and practice will be augmented with a visual presentation, printed material, studio safety, and regular discussions of work in progress. With a maximum of 12 students in the studio, you will have ample opportunity for hands-on learning.

Please note: This course will run simultaneously with Glassblowing. Please clearly indicate which level you are registering for.

Japanese Brush Painting II

COURSE CODE ARTS115 SECTION 41
INSTRUCTOR Cassandra Wyszkowski
DATES July 18 – 22, 2016
FEE \$340.58

Please note: This course is not suitable for beginners. Japanese Brush Painting I or training in Japanese Brush Painting, particularly the four paragons (Bamboo, Plum, Orchid and Chrysanthemum) is required.

Instructional emphasis will be on more advanced brush techniques, continuing concentration on gradation of tones, the manipulation of contrasting values, further use of the black and white disciplined brush strokes and an introduction to the use of colour and simplified colour theory. This course will help to reinforce Level I, with group demonstrations and individual instruction. Colourful florals, such as the big bold blue iris, landscape elements, such as birch trees and rocks, fruit, such as grapes with big expressive leaves and vines, are just some of the subjects covered. Excitement will build as delightful dragonflies and butterflies lead you on to explore further the poetic painting of Sumi-E with ten new lessons as well as a review of Level I where necessary. Flowing, gentle music will enhance the learning process that emphasizes spontaneous yet controlled painting of Sumi-E with watercolour.

Jewellery Casting

COURSE CODE ARTS119 SECTION 41
INSTRUCTOR Michael Letki
DATES July 18 – 22, 2016
FEE \$340.58 (+ \$35 material fee payable to instructor)

Using the ancient lost wax casting process to make jewellery opens the door to a fascinating world where an almost unlimited variety of three-dimensional forms and textures can be created. The tiniest details, textures and forms will be faithfully reproduced. Learn how virtually anyone with a shoebox of tools can do this at home! You will work on several pieces with emphasis placed on appropriate design for the methods, quality of workmanship and finishing techniques. You are welcome in this course whether you are working at a beginner or intermediate level of skill.



Kids' Musical Jam**

COURSE CODE ARTS1411

INSTRUCTOR Charlie Kert

DATES July 18 – 22, 2016

FEE \$105.90

SECTION 41 9:00 – 12 Noon, 7 – 9 years old

SECTION 42 1:00 – 4:30pm, 4 – 6 years old (4 by Jan. 1, 2016)

There's going to be a ROCK garden party! It's an interactive, fun and educational, musical theatre course geared toward a live performance. Develop your own characters, costumes, dialogue, dances, and backdrops that will culminate in performances for parents and friends. Percussion instruments such as boom-whackers, tambourines, maracas, bells, rhythm sticks, shakers and triangles will be provided but you're welcome to bring your own instruments along. Learn about rhythm and movement, beat keeping, simple rhythmic patterns, and response vocals. Explore the beauty of the natural world, and how you'll coexist with the rest of nature. Visit www.LittleFingersMusic.com for videos, curriculum connections and a synopsis of the plot.

Kids' Picasso Pizzazz**

COURSE CODE ARTS576

INSTRUCTOR Michele Karch Ackerman

DATES July 18 – 22, 2016

FEE \$105.90 (+ \$20 material fee payable to instructor)

SECTION 41 1:00 – 4:30pm, 4 – 6 years old (4 by Jan. 1, 2016)

SECTION 42 9:00 – 12 Noon, 7 – 9 years old

Pablo Picasso was famous for turning the art world upside down with his wacky and wild paintings! Travel back in time to turn-of-the-twentieth-century Paris and the famous "Left Bank" of the Seine River, where the modern masters created the sensational secret techniques of these incredible painters and create your own masterful works of art. From Picasso's zany portraits to Monet's painting with light, to Degas' wacky compositions, to Modigliani's long and skinny people, you will learn it all and transform this nifty history into amazing creations to be displayed in our own mini-gallery! Become the modern master and celebrate art in this wonderful week of creativity!



Courses for Kids, Youth and Teens

All course names for our younger artists start with 'Kids,' 'Youth' or 'Teen,' depending on the age requirement.

Age groupings have recently changed.

See [page 89](#) for more information.

Landscape Art Alternatives

COURSE CODE ARTS2195

SECTION 41

INSTRUCTOR David Clarkson

DATES July 18 – 22, 2016

FEE \$340.58

This innovative course takes an experimental, experiential, environmental approach to landscape art. It is about actively exploring, more than perfecting, skills. Through a variety of directed studio exercises or field projects, readings, discussions, and illustrated presentations you will explore new ideas about nature – and new ways to express them – in any media. You are welcome to work in your preferred art media and materials.



Life Drawing – Basics & Beyond

COURSE CODE ARTS1502

SECTION 41

INSTRUCTOR Helen McCusker

DATES July 18 – 22, 2016

FEE \$340.58

Drawing the human figure has always been the cornerstone of artistic training – but it also creates fear in the inexperienced artist. This beginner-to-intermediate course begins with simple "stick-figure" style gesture drawings, progressing to well observed contour line drawings, and culminates in renderings of the figure made full and round by the observation of light and shadow.

Mosaics

COURSE CODE ARTS136

SECTION 41

INSTRUCTOR Annette Blady Van Mil

DATES July 18 – 22, 2016

FEE \$340.58 (+ \$20 material fee payable to instructor)

By definition, a mosaic is a surface decoration made by inlaying small pieces of coloured glass, stone or tile to produce a pattern or image. Discover the unusual, creative, innovative and fun world of mosaics. Gain an appreciation of the history and techniques and, by blending traditional and modern techniques, create some amazing works of art. Basic techniques will be taught through hands-on demonstrations. Turn your broken tiles, chipped china, cracked pots, smashed glass, old buttons, and mirrors into masterpieces. Make the ordinary extraordinary! All skill levels will benefit from this course.

Oil Painting Open Studio

COURSE CODE ARTS2178

SECTION 41

INSTRUCTOR Andrea Mossop

DATES July 18 – 22, 2016

FEE \$340.58

Please note: This course is not suitable for beginners.

Develop your oil painting skills in creative and independently inspired projects. Learn more about combination techniques and oil mediums in an environment that emphasizes the safe handling of oils (no solvent). Visual presentations will highlight various painters' techniques.

Open Studio – Painting

COURSE CODE ARTS1258 SECTION 44
INSTRUCTOR V. Jane Gordon
DATES July 18 – 22, 2016
FEE \$340.58

Please note: This course is not suitable for beginners.

Individual instruction will challenge you to further develop your personal vision and artistic practice. This studio opportunity is structured around your consultation with the instructor-as-mentor on materials, media, techniques, ideas, and process of vision-to-execution to create your own body of work. Learn how to assess the evolution of your work in self and group critiques. You are welcome to work in the media of your choice.

Paint Like the Group of Seven

COURSE CODE ARTS2188 SECTION 41
INSTRUCTOR Al Van Mil
DATES July 18 – 22, 2016
FEE \$340.58

Learn to paint like Tom Thomson and the Group of Seven. Discover and practice the unique techniques this group of artists employed as you gain a more expressive grasp of landscape painting. Instruction is suitable for beginners, those new to acrylics or oils, or the experienced artist wishing to advance skills. You will be interpreting your own reference materials and, depending on the weather, working outside.

Paint Like the Masters

COURSE CODE ARTS1872 SECTION 41
INSTRUCTOR Matthew Mancini
DATES July 18 – 22, 2016
FEE \$340.58 (+ \$5 material fee payable to instructor)

As if setting up your easel in front of your favourite work at the Louvre, Prado, or Metropolitan Museum of Art, this course will explore the process of painting in oil using Master painters of the past as guide and inspiration. Encompassing portraiture, the figure, the landscape or still life, you will work from one painting all week enabling you to assimilate the artist's technique, gain insight into their methods, but most importantly, learn a methodical approach to painting in oil.

Photography – In Camera

COURSE CODE ARTS1690 SECTION 41
INSTRUCTOR Elisabeth Feryn
DATES July 18 – 22, 2016
FEE \$340.58

While the modern digital camera has many tools to help with the creative process, taking interesting and effective photos involves imagination and a sense of design, along with technical know-how. This course will be of interest to beginning and intermediate photographers. Learn to make consistently better images through hands-on interactive work with your camera controls in the classroom, on daily practical field trips, and through in-depth reviews and critique sessions. The instructor will share basic post production techniques on images. Instruction is best suited to digital SLR cameras; point-and-shoot cameras with manual functions could be accommodated.

Pottery – Form and Function

COURSE CODE ARTS318 SECTION 41
INSTRUCTOR Scott Barnim
DATES July 18 – 23, 2016 (6 days)
FEE \$405.70 includes \$18.52 initial material fee

Please note: This course is not suitable for beginners.

This course will provide the opportunity to gain confidence with your skills and techniques and develop a better understanding of form as it relates to function. Through the use of demonstrations, slides, critiques and time spent on the wheel, you will feel more at ease with the clay. You will experiment with a variety of decorative techniques on both wet and partially dry pots with an eye to how these techniques can enhance the form. This will allow for personal expression to play a larger role in the making process. Additional clay will be available for purchase from the school at a cost of \$20 per bag, which includes glazing and firing.



It's about the endless possibilities. Ceramics, as a process, offer endless possibilities so not matter what level you're at you can always build skill, knowledge and creativity."

– SCOTT BARNIM

Printmaking – Woodcut

COURSE CODE ARTS2174 SECTION 41
INSTRUCTOR Marta Scythes
DATES July 18 – 22, 2016
FEE \$340.58 (+ \$20 material fee payable to instructor)

Learn the processes of carving an image into a wood plate, inking the surface, and hand printing multiple copies of your image. The reduction method, reducing the printable surface to superimpose different colours on each print, will be demonstrated. Subject choice and exploring personal style will be encouraged. This introductory relief printmaking course is open to all levels.

Spinning

COURSE CODE ARTS334 SECTION 41
INSTRUCTOR Wendy E. Bateman
DATES July 18 – 22, 2016
FEE \$340.58 (+ \$40 material fee payable to instructor.)

Whether you are pursuing a new interest or hoping to upgrade existing spinning skills, you will benefit from this course. Instruction will take into consideration individual skill levels. The basics including fibre preparation, spinning equipment and maintenance, as well as various spinning methods, colour and fibre blending, and basic acid dyeing will be covered. Instruction will also address yarn construction and the control of colour effects.





Stone Carving

COURSE CODE ARTS328 SECTION 41
INSTRUCTOR Fly Freeman
DATES July 18 – 22, 2016
FEE \$340.58

Please note: Your physical ability to manipulate the block of stone may limit the size of your project.

Stone carving with hammer and chisels has been a traditional activity for centuries and has addressed both function and aesthetic. Instruction will focus on basic, traditional sculptural methods for the beginner stone carver and introduce tools such as the point, toothed and flat chisels, and specialized rasps for final shaping. A variety of techniques for shaping various types of stone will be explored, with individual assistance available in developing subject matter. Practical applications will be the primary emphasis, supported by some theory. While primarily a hand carving course, a brief introduction to the use of power tools will be included. This is an excellent opportunity for those experienced with power tools to refresh or develop new hand carving skills. More specialized techniques such as lettering and traditional masonry can be addressed individually. You can expect to complete a small sculpture during the course. Please reference the material list regarding tool and stone costs.

Wire Sculpture

COURSE CODE ARTS269 SECTION 41
INSTRUCTOR Charles O'Neil
DATES July 18 – 22, 2016
FEE \$340.58 (+ \$50 material fee payable to instructor)

Please note: This course requires extensive use of hand tools (wire cutters, pliers).

Wire sculpture is an exciting, expressive art form that can be functional, decorative or both! This course will introduce you to the aesthetics, materials, tools and techniques used in the creation of wire sculptures. You will then be encouraged to design and create an original wire sculpture, in a scale of your choosing.

Writing That Resonates

COURSE CODE ARTS2102 SECTION 41
INSTRUCTOR Ken Murray
DATES July 18 – 22, 2016
FEE \$340.58

You write something. Now, what does that piece of writing do? What experience do you create for your reader? Where are you taking your reader and what does your reader see, hear, and know by your story? What patterns are showing up in your work? What are you avoiding? What is it that makes a passage or story resonate with a reader long after the story is over? Learn how to listen to your work. Like the master mechanic who, upon hearing the revs and sputters of an engine, can say what's working and what needs work inside a car, you will develop your ear for the resonance and voice in your own craft. To listen to your work in this way is a discipline that, like any other skill, can be developed. Participants will listen to each other's work, read the work of great writers, and begin all work with two questions: What does this story do? and, How did this writer make the story do that? All honing, revision, refinement, editing, amplification and development of both story and character flows from this.

Youth/Teen Cuisine**

COURSE CODE ARTS685 SECTION 41
INSTRUCTOR Dana Jackson
DATES July 18 – 22, 2016
FEE \$231.55 (+ \$40 material fee payable to instructor)

Please note: This course is suitable for youth 10 to 18 years of age. It is not recommended for those with food allergies.

You have to eat; it might as well be fun! Come and create in the kitchen and discover some of the trickiest techniques in cooking. As a young chef you will learn the skills needed to create a variety of delicious dishes. Equipped with a personal and stylized cookbook, a culinary spectacle will commence! Pasta to preserves and salads to sauces, you will create delightful dinners and delectable desserts all from scratch. Sautéed, simmered and stewed, we will make exotic and familiar recipes to satisfy your personal panel of judges waiting at home.

Youth/Teen Movie Making**

COURSE CODE ARTS1825 SECTION 41
INSTRUCTOR Tammy Rea & Martha Larsen
DATES July 18 – 22, 2016
FEE \$231.55 (+ \$20 material fee payable to instructor)

Please note: This course is open to youth and teens from 10 to 18 years of age.

Learn how to tell and show a good video story. From writing a script, creating a storyboard and shotlist, using a video camera, and digitally editing your movie, you'll produce a short movie that will be screened at the Friday afternoon Film Festival. The final product will be a USB stick collection of the movies. Previous experience is not required and all equipment will be provided. Many videos from past courses have been finalists at the Toronto International Children's Film Festival. You will create a character profile movie as well as work on a team story. No use of profanity or violence will be allowed. The instructors reserve the right to not screen a video at Friday's Festival if these boundaries are not maintained.

Courses for Kids, Youth and Teens

All course names for our younger artists start with 'Kids,' 'Youth' or 'Teen,' depending on the age requirement.

Age groupings have recently changed.

See page 89 for more information.

JULY 23, 2016

Acrylic Non-Objective Abstract Workshop**

COURSE CODE ARTS1678 SECTION 41
INSTRUCTOR Marianne Broome
DATES July 23, 2016
FEE \$105.32 (+ \$5 material fee payable to instructor)

Suitable for all skill levels, this is an exciting opportunity for exploration and creativity. Composition and design provide the foundation for a successful abstract painting. To this end, different design possibilities and ways to kick-start your painting will be discussed, along with the selection of a suitable colour palette. Many abstract painting techniques will be demonstrated, including ways to incorporate and enhance texture and using various tools for layering, glazing and scraping away paint. Reference pictures will be provided but please also bring your own.

Hand Set Metal Type & Letterpress Workshop**

COURSE CODE ARTS2223 SECTION 41
INSTRUCTOR Robert Mann
DATES July 23, 2016
FEE \$105.32 (+ \$10 material fee payable to instructor)

From historical significance to contemporary application, letterpress printing holds a charming allure. Instruction will address typefaces, point size, line length, line-spacing (leading), letter-spacing, and adjusting the space within letters (kerning). Working from the California Job Case, create a small project that may be a business card, wedding invitation, date card, letterhead, label, birth announcement, Jack & Jill card, or other. The emphasis will be on the creation of the original; the number of copies printed in class will depend on class size. This workshop would be of interest to the inexperienced as well as fine artists, printmakers, bookbinders, graphic designers, and stationery designers.

Harmonica – Beginner Workshop**

COURSE CODE ARTS2090 SECTION 41
INSTRUCTOR Carlos del Junco
DATES July 23, 2016
FEE \$105.32

Discover this remarkable and unassuming little instrument. Learn how to hold the traditional 10-hole diatonic harmonica (the one that Bob Dylan uses as well as the progressive blues players like Little Walter and Paul Butterfield), how to achieve good tone, and the basics of playing single notes: tongue blocking vs. pucker method. Playing an easy train rhythm, a scale and a couple of basic melodies based on the scale will be the goal of instruction. Time and circumstance permitting, an introduction to bending notes will also be included. Instruction is suited to those with no previous experience.

Jewellery – Rivets, Wraps and Making Connections**

COURSE CODE ARTS2075 SECTION 41
INSTRUCTOR Amanda Brittin
DATES July 23, 2016
FEE \$105.32 (+ \$10 material fee payable to instructor)

Work with copper, brass and aluminum sheet metal and wire, semi-precious stones, glass, as well as silver-plated wire to create several pieces of jewellery of your choice. Learn to wire-wrap both drilled and undrilled stones and beach glass, and to create rivets and tabs to secure pieces in both beautiful and functional ways. Emphasis is placed on being able to transfer the methods learned in this course to home jewellery making from handheld butane torch work to hammering, texturing, wire-wrapping, and etching metals. You are encouraged to bring fun objects, stones and beach finds to incorporate into wonderful jewellery pieces. Instruction is suited to beginner as well as experienced students.

Mindfulness – Introductory Workshop**

COURSE CODE ARTS2204 SECTION 41
INSTRUCTOR Sheila Miller
DATES July 23, 2016
FEE \$45.14 TIME 9:00am to noon ← **NOTE!**

Enjoy an experiential introduction to Mindfulness Meditation. Practice relaxation and awareness exercises, including simple stretching, and build up to 20 minute sitting and walking meditation sessions. Instruction is suited to those with or without other yoga or meditation experience.

Painting with Unconventional Tools Workshop**

COURSE CODE ARTS2169 SECTION 41
INSTRUCTOR Rosemary VanderBreggen
DATES July 23, 2016
FEE \$105.32 (+ \$40 material fee payable to instructor)

Learn unique and unconventional approaches to painting. Explore the use of found and altered tools, as well as manipulated paint consistency as you discover new means of self-expression.



We all have art in our heart, we just need to let go and give over to the process, happiness follows!

– ROSEMARY VANDERBREGGEN

Wearable Technology Workshop**

COURSE CODE ARTS2224 SECTION 41
INSTRUCTOR Gabriel Lazdins
DATES July 23, 2016
FEE \$105.32 (+ \$40 material fee payable to instructor)

A necktie that's an audio meter, a skirt that flashes to the beat, a scarf that blinks when you start moving – these fun and simple possibilities are wearable technologies. Skills and techniques can be applied to other creative projects such as paintings, sculptures, jewellery, ceramics, glassworks, fibre arts, skateboards, and more. Learn the basic processes for designing, attaching, and activating creations. This workshop is ideal for those with a passion for art, design, and engineering, as well as crafters, makers, DIYers, and electronic hobbyists.

Zentangle® Workshop**

COURSE CODE ARTS1592 SECTION 41
INSTRUCTOR Chari-Lynn Reithmeier
DATES July 23, 2016
FEE \$105.32 (+ \$25 material fee payable to instructor)

Zentangle is an easy to learn, relaxing and fun way of creating beautiful images by drawing structured patterns. The Zentangle method increases focus and creativity, provides artistic satisfaction, and instills a sense of personal well-being. Learn the history and language of the art form and, step-by-step, construct many "tangles" (patterns). Instruction will develop the ability to use the Zentangle method in your daily life, as a meditative art form, a jump start to your creativity, an enhancement to your journal, to incorporate pattern into your other projects, or simply for fun!

JULY 25 TO 29, 2016

Acrylic Abstraction & Expressionism I

COURSE CODE ARTS1876

SECTION 41

INSTRUCTOR Gwen Tooth

DATES July 25 – 29, 2016

FEE \$340.58

Experience various approaches to abstraction as you discover and develop your personal artistic signature. Learn the guidelines for colour use, concept, composition and design as you stretch the boundaries of your imagination. Learn to trust your own creative instincts – be adventurous with hands and tools, sometimes leaving your brushes behind. Push the boundaries of your materials as well as your art. With guidance and support, you'll be encouraged to experiment fearlessly and work on your own body of work with the mentoring required for your personal artistic development. Experiment and play your way to beautiful, original and expressive abstract paintings.



Gwen is enthusiastic, informative about the art materials used today and up to date on current art trends.

Animals in Art

COURSE CODE ARTS996

SECTION 41

INSTRUCTOR Jay Dampf

DATES July 25 – 29, 2016

FEE \$340.58

Our artistic history began with the portrayal of animals on cave walls and the importance of our connection to the natural world is just as relevant today. Whether you are working at a beginner or more advanced level of skill you will explore that history in the mediums and the styles of your choice. This hands-on course is an excellent opportunity for those in need of individual attention and easy going, step-by-step instruction in the physical, practical production of animal art. In addition to individual attention, you will learn a great deal from the demonstrations given to others in their styles and mediums. Skills learned can be applied to much more than the depiction of nature and animals. The instructor recommends that potential students contact him prior to the course. Your experience will be enhanced in specifics regarding mediums, supplies and personal projects can be discussed.



Beadwork Through the Ages

COURSE CODE ARTS1999

SECTION 41

INSTRUCTOR Andrew Bullock

DATES July 25 – 29, 2016

FEE \$340.58 (+ \$50 material fee payable to instructor)

First Nation's beadwork methods vary dramatically. Learn to reproduce five techniques and gain an appreciation of the historical context of beaded articles. Wampum Bead Weaving. The history, manufacture and importance of wampum beads will be discussed and you will create a woven wampum band using glass wampum beads and deerskin warp lace. Rosettes. Rosettes are circular beaded discs often used for medallions. Design and produce a unique rosette, learning how to maintain crisp lines of detail. Peyote Stitch. Known by several names including Gourd Stitch, this stitch is used to bead around cylindrical objects like drum sticks and the base of feathers. Origins and variations will be discussed and you will design and create a beaded key chain. Loom Beadwork. Beading on a loom produces a long, narrow project such as a headband, belt or bracelet. Variations including heddle beading and loose warp beading will be discussed and you will design a project and produce a custom strip of beadwork. Lazy Stitch. Commonly used on the Plains to cover large areas of work like pipe bags, shirt strips and tipi bags, designs are achieved by sewing rows of several beads at once. Origins, variations and traditional materials such as brain-tanned leather and sinew as thread will be discussed. A small brain-tanned neck bag, embellished with lazy stitch beadwork will be created. Contemporary applications for each of these techniques will also be explored.

Bird Carving – Intermediate/Advanced

COURSE CODE ARTS290

SECTION 41

INSTRUCTOR Bruce Lepper

DATES July 25 – 29, 2016

FEE \$340.58 (+ \$30 material fee payable to instructor)

Project: Goldfinch – Open Wing Position

Please note: This course is not suitable for beginners.

Emphasis will be on the various stages of bird carving including shaping, feather groups, imitating feather detail, applying acrylic paints and exploring basic painting techniques. Instruction will also be provided on anatomy, feather diversity, eye placement, preparing to paint, mounting the bird and on the safe use of tools.

JULY 2016

HALIBURTON

41

Collage & Acrylic Explorations

COURSE CODE ARTS1004 SECTION 41
INSTRUCTOR Rose Pearson
DATES July 25 – 29, 2016
FEE \$340.58 (+ \$40 material fee payable to instructor)

Please note: Instruction is best suited to students with some painting experience but beginners can be accommodated.

In this exciting process-oriented course you will learn to combine collage materials and acrylic paint as a means of personal visual expression and distinct vocabulary. With a creative spirit, you will be encouraged to explore and experiment with new techniques using oriental and tissue papers, magazines, photographs, found objects, fabric, fibres, acrylic paint and anything else that you would like to adhere to your support surface. Make your own stamp and stencil and learn how to make polymer transfers. Composition and design principles will be addressed. Personal creative expression and uniqueness will be encouraged as you benefit from individual attention as well as group dialogue.

Contemplative Photography – Looking & Seeing

COURSE CODE ARTS2227 SECTION 41
INSTRUCTOR John McQuade
DATES July 25 – 29, 2016
FEE \$340.58

When eye and mind are in the same place at the same time you see clearly and your images are unique and vivid. A strong image is enhanced by a clear and direct first perception. This course studies true perception through the synchronization of eye and mind. Instruction will investigate elements of the visual world – colour, light, space and more as ways to connect with pure perception. On that basis, in a synchronized or contemplative way, you will explore the world considering topics such as ordinary/personal world, people and other sentient beings, flowers and weeds. Learn how to make an equivalent photographic image that embodies the contemplative qualities of clear seeing: simplicity, space and purity. Instruction includes assignments and image reviews. No photographic experience is required.

Creative Writing – The Power of Story

COURSE CODE ARTS1815 SECTION 41
INSTRUCTOR Nora Zylstra Savage
DATES July 25 – 29, 2016
FEE \$340.58

Our lives are made up of stories; stories that make us laugh, cry, heal, and many times inspire others. The easiest place to start is from what you know best – and that's you. This hands-on, high energy, fun course integrates effective writing techniques and styles with your own personal experiences. Through a myriad of writing prompts and stimuli, including music, words, phrases and visualizations, you'll have an endless supply of writing topics and jumping off points to expand your writing horizons. Discussion will include methods of strengthening and converting your personal stories into works of fiction. You will have the opportunity to write, share and receive oral feedback in a sensitive and positive environment. This is a great chance to explore and further develop creative writing skills and techniques using your own personal stories as source material. Be bold. Mine the power of your stories and put it in writing!



Nora is an outstanding teacher. She is well prepared... And she focuses on her students not herself. I learn so very much from her.



**Wonderful support for creative beginners.
Coming to "art camp" is a highlight of my year.**

– D. BORG

Felting – Traditional & Contemporary Wet Techniques

COURSE CODE ARTS2209 SECTION 41
INSTRUCTOR Susan MacDonald
DATES July 25 – 29, 2016
FEE \$340.58 (+ \$10 initial material fee payable to instructor)

From artful, felted fashion accessories to home décor accents, felting provides a range of creative options. Learn Nuno and traditional wet felting techniques, ancient crafts that are fashionably contemporary and versatile. The addition of texture and colour will be explored as your personal creativity is encouraged. Project ideas include scarf, tube/ring scarf, shawl, table runner, bed end, and more. Fabrics created could also be used for garments such as vests, dresses, and jackets. Total material costs will depend upon projects chosen.

Garden Art in Clay

COURSE CODE ARTS2104 SECTION 41
INSTRUCTOR Paul Portelli
DATES July 25 – 29, 2016
FEE \$351.69 includes \$18.52 initial material fee

Create some whimsy that only art can bring to the outdoors. Brighten up a garden, fence or shed wall with pieces that can be enjoyed outdoors all year long. Discover imaginative and unusual alternatives to sculpting and hand building clay specifically for outdoor garden pieces. Learn techniques and tricks used to create illusions in clay and what is necessary to enable your pieces to winter over. Personal creativity will be emphasized as you are encouraged to work with many new techniques in a high-energy, supportive atmosphere. Additional clay will be available for purchase from the school at a cost of \$20 per bag, which includes glazing and firing.

Japanese Sumi-e & Watercolour – East Meets West

COURSE CODE ARTS724 SECTION 41
INSTRUCTOR Cassandra Wyszkowski
DATES July 25 – 29, 2016
FEE \$340.58

Please note: Japanese Brush Painting levels I and II are required to participate in this course. Japanese Brush Painting III would be an asset but is not absolutely necessary.

This course is designed to expand your creative horizons and introduce you to numerous fascinating and expressive watercolour methods that will harmonize with the art of Japanese Brush Painting. Instruction will include composition, design, western watercolour and further oriental brush techniques, interesting subjects blending traditional with non-traditional, textures, colour mixing, colour values to achieve depth, background washes, and spontaneous wet-in-wet explorations. Engage in stimulating exercises and practice techniques that can be expressed in an abstract or a more representational approach, with an overlying impressionistic personal style. Explore transparent florals, landscape elements with textured rocks and trees, lake scenes and quiet streams. Individual attention will assist and encourage you to find your personal creative voice.

Kids' Colour Kaleidoscope**

COURSE CODE ARTS2208

INSTRUCTOR Rebecca Reynolds

DATES July 25 – 29, 2016

FEE \$105.90 (+ \$20 material fee payable to instructor)

SECTION 41 1:00 – 4:30pm, 4 – 6 years old (4 by Jan. 1, 2016)

SECTION 42 9:00 – 12 Noon, 7 – 9 years old

Get ready to smudge, smear, staple, stamp, stomp, splatter, rub, cut, crumple, paste, paint and play in this active exploration of colour! You'll create fun, fantastical paintings, drawings and sculptures while (almost accidentally) learning about colour effects and theory.

Kids' Paper Maché**

COURSE CODE ARTS2029

INSTRUCTOR Gayle McIvor

DATES July 25 – 29, 2016

FEE \$105.90 (+ \$20 material fee payable to instructor)

SECTION 41 9:00 – 12 Noon, 4 – 6 years old (4 by Jan. 1, 2016)

SECTION 42 1:00 – 4:30pm, 7 – 9 years old

Let your imagination soar with paper maché. Create a fantastical world with masks and creatures using the ancient art of paper layering through a variety of techniques. Finished pieces will be painted and ready for display or play.



Always inspirational – beautiful setting and fascinating people.

– MARGARET HARTVIKSEN

Oil Painting – Plein Air Intermediate/Advanced

COURSE CODE ARTS597

SECTION 41

INSTRUCTOR John Anderson

DATES July 25 – 29, 2016

FEE \$340.58 (+ \$10 material fee payable to instructor)

Please note: This course is not suitable for beginners. Oil Painting – Introduction to Plein Air is recommended. Alternatively, contact with the instructor will be arranged by the school.

This course will provide an opportunity to improve your oil painting skills as you undertake the particular challenges of painting outdoors. Instruction will help you identify the elements of successful oil painting on-location. You will learn the elements of success and the sequence of techniques necessary to complete a finished oil sketch, given the time constraints imposed by outdoor painting. Effective value and colour mixing from a limited palette will also be addressed.

Painting & Collage – Unconventional

COURSE CODE ARTS2165

SECTION 41

INSTRUCTOR Rosemary VanderBreggen

DATES July 25 – 29, 2016

FEE \$340.58 (+ \$30 material fee payable to instructor)

Delve into paint surface treatments and learn new and innovative ways of using collage papers in your painted works, collage as inspiration for painting, and collage as a medium. Practice various techniques and tools for applying acrylic and/or watercolour paint as a surface, alter papers with paint, and explore many paper sources as collage material. With the incorporation of paint, learn colour and composition concepts using found and altered papers as inspiration. Historic and contemporary examples from books and online sources will be referenced. Daily discussions and critiques will inspire discussion and the exchange of ideas. Individuality will be encouraged and all skill levels are welcome.



Courses for Kids, Youth and Teens

All course names for our younger artists start with 'Kids,' 'Youth' or 'Teen,' depending on the age requirement.

Age groupings have recently changed.

See [page 89](#) for more information.

Painting Light

COURSE CODE ARTS1278

SECTION 41

INSTRUCTOR Andrea Mossop

DATES July 25 – 29, 2016

FEE \$340.58

Please note: This course is not suitable for beginners.

Turner's dashing, daring sea, sky and weather scenes of 1840 seem fresh and modern even to contemporary eyes. Learn to paint this magical quality of light, capturing the world as luminous movement in colour and gesture. In your choice of the naturalistically real or abstract image, you will employ J.M.W. Turner's practice of layering. Build the texture of the painting through techniques of texturing, scraping, floating, scumbling, glazing, and wiping to balance translucent and opaque colour for effects of glow, opalescence and luminosity. Turner's sketching methods will be employed to create large work in oil or acrylic. Explore contemporary applications for a personal and creative interpretation from Turner's influence on Monet, the Impressionists and the Abstract Expressionists. Instruction is suited to acrylic and/or oil paints (no solvents).

Plein Air Landscape Painting – Introductory

COURSE CODE ARTS2035

SECTION 41

INSTRUCTOR Sam Paonessa

DATES July 25 – 29, 2016

FEE \$340.58

Engage in the fundamental aspects of painting outdoors while exploring the artistic and creative opportunities of the landscape. Instruction will address painting principles such as tone, color, form, texture and composition. Demonstrations, individual attention, and encouragement will increase your creative confidence and style. This course is suitable whether you have limited painting and drawing experience or if you are an experienced painter planning to further develop skills. You are invited to work with acrylic or oil paint in an environment that encourages individual freedom and expression. Weather permitting, the majority of class time will be held outdoors.



Portraiture – Drawing & Painting

COURSE CODE ARTS1834 SECTION 41
INSTRUCTOR Marta Scythes
DATES July 25 – 29, 2016
FEE \$340.58 (+ \$20 material fee payable to instructor)

Please note: This course is suitable for all skill levels but some previous painting experience is recommended.

Basic drawing and painting techniques will be reviewed and built upon. Learn the anatomical structures that mould the face, head and neck before studying individual facial features. Preliminary exercises will be introduced to achieve likeness of character and explore shapes, forms and textures of skin and hair. Drawing and painting exercises will be used to analyze values and depict the different planes that form the face in various lighting scenarios. Composition, colour theory and mixing, and perspective will be addressed as they apply to portraiture. Male and female models will be studied for comparative analyses. Instruction will include daily demonstrations and ongoing feedback.

Pottery – Form & Style

COURSE CODE ARTS2186 SECTION 41
INSTRUCTOR Duncan Aird
DATES July 25 – 30, 2016 (6 days)
FEE \$405.70 includes \$18.52 initial material fee


Please note: This course is not suitable for beginners.

Immerse yourself in an investigation and development of your personal artistic style. Your aesthetic will evolve through the study of individual pieces in a potter's repertoire, demonstrations, visual references, and critiques, encouraging the development of a considered body of work. Additional clay will be available for purchase from the school at a cost of \$20 per bag, which includes glazing and firing.

Printmaking – The Etched Image

COURSE CODE ARTS2113 SECTION 41
INSTRUCTOR Anna Gaby-Trotz
DATES July 25 – 29, 2016
FEE \$340.58 (+ \$120 material fee payable to instructor)

Discover the beauty of the etched line and explore the production of multiple prints. Copper plates are coated with an acid resistant ground onto which you draw to create your image. After an image is etched, you have a matrix you can print over and over again. You will have the opportunity to create line etchings as well as move into more complex techniques where tone is added to the plate. Instruction will address black and white etching as well as colour. Emphasis is on exploration and creativity. All skill levels are welcome.



Quilting – Serendipity Strips & Curves

COURSE CODE ARTS1657 SECTION 41
INSTRUCTOR Elaine Quehl
DATES July 25 – 29, 2016
FEE \$340.58

Liberate yourself from the shackles of precision piecing and fly by the seat of your pants while producing original quilt designs using free-form strips and curves. You will be introduced to a different method of free-hand cutting and piecing each morning and shown a variety of options for using that method. The rest of the day will be available to cut, sew and work on your construction. Work from the previous day will be addressed for feedback and discussion on composition and design. There will be minimal measuring and little use of rulers!

Silkscreening for Contemporary Design & Application

COURSE CODE ARTS2218 SECTION 41
INSTRUCTOR Dave Murray
DATES July 25 – 29, 2016
FEE \$340.58 (+ \$20 material fee payable to instructor)

Instruction will introduce and encourage exploration of screen-printing as it applies to contemporary art and illustrations. Learn effective use of associated equipment and how to translate your art into the print space. Discussions will also address how prints can be marketed, sold, and displayed in the contemporary art world.

Silversmithing/Metalsmithing Open Studio

COURSE CODE ARTS1995 SECTION 41
INSTRUCTOR Todd Jeffrey Ellis
DATES July 25 – 29, 2016
FEE \$340.58 (+ \$60 material fee payable to instructor)

Please note: This course is suitable for all skill and experience levels. You must consult with the instructor prior to class in order to arrive with the appropriate material for your unique project. Contact information is available on the material list.

A supportive, open studio concept will enable you to experience the wide variety of projects that metal working techniques can be used for. From raising a vessel of sterling silver or copper, to embellishing mild steel components of bicycles and motorcycles, the possibilities are boundless. Beginners are welcome and experienced students will be accommodated with appropriate challenge and guidance. Working one-on-one with the instructor you will be guided to bring the metal forming project you choose to an exciting functional conclusion.

These courses will run simultaneously. Please clearly indicate which level you are registering for.

Songwriting

COURSE CODE ARTS871 SECTION 41
INSTRUCTOR Katherine Wheatley
DATES July 25 – 29, 2016
FEE \$340.58

Explore the creative gift, process, and the art and craft of song writing. Investigate different song-writing styles, perspective, point of view, style, and content within songs. Lively discussions will reveal some of the mystery of song writing and why it continues to bear cultural and emotional information not found in any other medium. Study some of the contemporary masters and how their inspiration and techniques work. There will be ample opportunity for participation in song writing and creative writing exercises, as well as collegial critiques. Bring instruments, songs, and your imagination to this intense, stimulating, and exciting course. There is something about a song heard at a certain point in your life that says it all for you – this course will help you understand why.

Songwriting – Intermediate/Advanced

COURSE CODE ARTS714 SECTION 41
INSTRUCTOR Katherine Wheatley
DATES July 25 – 29, 2016
FEE \$340.58

Please note: This course is not suitable for beginners.

Break through your creative limitations and rethink your song writing. Move beyond writing variations of the same old song or using the same old chord progressions. Learn to express yourself in different musical ways with new modal scales for writing melodies, new chord progressions, alternate tunings, and chord voicing. Explore new lyrical expressions by writing to a title, writing from different points of view, and writing within various song structures. Increase your output with individual and collaborative song assignments and speed-writing exercises. Time with the instructor will enable you to explore and overcome particular stumbling blocks. Instruction will include constructive critique sessions and opportunities to collaborate and create arrangements and harmonies. The completion of three or four songs is a reasonable expectation.

Stone Carving – Power Tools

COURSE CODE ARTS312 SECTION 41
INSTRUCTOR Fly Freeman
DATES July 25 – 29, 2016
FEE \$340.58

Please note: Your physical ability to manipulate the block of stone may limit the size of your project.

Explore contemporary approaches to stone carving utilizing power tools and equipment. There will be a short review of laying out sculptures within stone mass, followed by extensive carving opportunity focussed on working with traditional chisels upgraded and fitted with carbide points, utilizing air tools and electric grinders, carving with rotating diamond-blades on mini-grinders, and sharpening carbide tools. Discussions will include safety, proper use of air tools and electric grinders, identification of stones that are best suited to power-tool carving methods, modern quarrying methods, diamond drilling, stone preparation such as pre-delivery Pelligrini wire saw contouring, computerized methods of stone cutting, diamonds in sculptural tooling, and bringing sculptures to a fine finish with power-tools. Sculpture base options will also be covered – related problems in mounting, and drilling and posting bases requiring diamond core-drills and water-swivels. Please expect noise and dust throughout the entire course. Please reference the material list regarding tool and stone costs.

Travelling with a Sketchbook

COURSE CODE ARTS2164 SECTION 41
INSTRUCTOR Nancy Newman
DATES July 25 – 29, 2016
FEE \$340.58 (+ \$10 material fee payable to instructor)

Please note: Some watercolour experience is preferable.

Whether you travel near home or farther afield, travelling with a sketchbook makes the experience more memorable and enjoyable. Discover easy, enjoyable and successful approaches to painting and sketching on location. Use a variety of tools, water media and techniques to capture the essence of the landscape. Many practical ideas for travelling with a sketchbook will be shared. New techniques will be introduced in the classroom, followed by some time en plein air applying new skills and approaches. Gain the courage required to paint on location the next time you travel, even if the trip is just to your dock at the cottage.



Wire Sculpture – Large Scale

COURSE CODE ARTS415 SECTION 41
INSTRUCTOR Charles O'Neil
DATES July 25 – 29, 2016
FEE \$340.58 (+ \$95 material fee payable to instructor)

Project: Garden Heron

This course requires extensive use of hand tools (wire cutters, pliers).

Wire Sculpture is an exciting, project-specific expressive art form that can be enjoyed in your home, office or garden. This project specific course is suitable if you are interested in creating works on a larger scale. In preparation for this undertaking, you will be led step-by-step through a couple of smaller projects to establish a comfort level with the material in use. Then, you will design and create a large scale project suitable for display in a garden or outdoor setting.



Youth/Teen Pop-Up Book**

COURSE CODE ARTS2171 SECTION 41
INSTRUCTOR Helen McCusker
DATES July 25 – 29, 2016
FEE \$231.55 (+ \$15 material fee payable to instructor)

Please note: This course is open to youth and teens from 10 to 18 years of age.

Create your own amazing pop-ups; wonderful surprises each time they're opened. Learn the fundamentals of paper engineering techniques, how to make parallel folds, nested folds, angled folds, moving parts and lots more. You will then create a decorated hard-cover book to bind your pop-up work together.

Zentangle®

COURSE CODE ARTS1804 SECTION 41
INSTRUCTOR Chari-Lynn Reithmeier
DATES July 25 – 29, 2016
FEE \$340.58 (+ \$45 material fee payable to instructor)

Zentangle is a fun, relaxing, and easy to do art form. Explore the history and philosophy as well as the tools, techniques, and unique vocabulary of Zentangle. Each class will begin with a warm-up tile, exploring four new tangles (patterns). Learn to create personal, unique tangles from observed patterns within your environment. Instruction will incorporate the principles of Notan and explore various shading techniques. Learn traditional Zentangle methods as well as techniques using white ink on black paper, utilizing colour, and the Renaissance technique which incorporates the principals of Chiaroscuro. The steps to different tangles will be included. In addition to your personal work there will be a group project and the course will culminate in the creation of a Zendala (Zentangle Mandala). Instruction is suited to novice and experienced skill levels.



Courses for Kids, Youth and Teens

All course names for our younger artists start with 'Kids,' 'Youth' or 'Teen,' depending on the age requirement.

*Age groupings have recently changed.
See [page 89](#) for more information.*

These courses will run simultaneously. Please clearly indicate which level you are registering for.

Youth/Teen Build Your Own Skateboard Deck**

COURSE CODE ARTS1914 SECTION 41
INSTRUCTOR Bryce Petersen
DATES July 25 – 29, 2016
FEE \$231.55 (+ \$15 material fee payable to instructor and kit fee collected by school)

Please note: This course is open to youth and teens from 10 to 18 years of age.

Use the innovative techniques created by the Roarokit Skateboard Company in Maui, Hawaii to build your own skateboard deck. Learn how to build a professional quality longboard or street deck using 7 layers of Canadian hard maple veneer, a one sided foam mould and atmospheric pressure. Then, using basic woodworking tools like surfboards and sandpaper you will prepare the deck for graphics. Your creativity will make your deck a one-of-a-kind design as you apply your own graphics using stencil and paint techniques. No previous woodworking experience is required. Please reference the material list for deck details, choices and costs. [This kit fee will be collected at the first class.](#) Wheels and trucks are not included in your kit.

Youth/Teen Build Your Own Skateboard Deck II**

COURSE CODE ARTS1827 SECTION 41
INSTRUCTOR Bryce Petersen
DATES July 25 – 29, 2016
FEE \$339.89 includes skateboard deck kit (+ \$15 material fee payable to instructor)

Please note: This course is open to youth and teens from 10 to 18 years of age, who have previously taken Youth/Teen Build Your Own Skateboard Deck.

Take the next step and build a custom deck using your woodworking experience, hand-made moulds and of course, your own design flare to create a deck that will show off your advanced skills and eye for style. Instruction will introduce you to mould-making, deck layout and new graphic techniques. Your registration fee includes the materials for building a skateboard deck. Wheels and trucks are not included in your kit.

Embroidery – Contemporary Processes Workshop**

COURSE CODE ARTS2239 SECTION 41
 INSTRUCTOR Kate Carder-Thompson
 DATES July 30, 2016
 FEE \$105.32 (+ \$25 material fee payable to instructor)

Taking inspiration from contemporary artists who incorporate embroidery in their artistic practices, you will learn fundamental stitches and then explore their sculptural and mark-making potential. The subversive and sexy potential of stitching will be revealed through the projects you will complete. This is not your grandmother's embroidery!



Felting Workshop**

COURSE CODE ARTS1772 SECTION 41
 INSTRUCTOR Elisha Barlow
 DATES July 30, 2016
 FEE \$105.32 (+ \$25 material fee payable to instructor)

Transform wool fibres into artful creations! Utilize traditional wet and dry felting techniques to create two and three-dimensional items. Learn to felt simple forms and then experiment with the addition of texture and colour. Instruction and practice will also include needle felting. Your new skills can be applied to a wide range of projects including jewellery, hats, scarves, hair and fashion embellishments, flowers, vessels, handbags, holiday items, and more.

Glass Framework Workshop**

COURSE CODE ARTS699 SECTION 41
 INSTRUCTOR Brad Sherwood
 DATES July 30, 2016
 FEE \$105.32 (+ a material fee of approx. \$30 depending upon projects chosen)

Flameworking is a method for shaping through the use of a torch. You can heat glass to a molten state and then sculpt, blow and manipulate it, creating highly detailed and colourful glass objects. This workshop is divided into two parts: you will learn the basics of operating a flameworking torch safely and see demonstrations in the tools and techniques of bead making and small glass sculpture. Additionally you'll have the opportunity for hands-on practice, creating a number of small flameworked objects. There will also be discussion regarding some of the possibilities in pursuing flameworking further. Using a torch is a relatively inexpensive way for you to work with molten glass and is commonly set up in home studios. This workshop is intended to provide an introductory experience for this exciting medium. No previous glass experience is necessary.

Jewellery – Sterling Silver Fold Formed Earrings**

COURSE CODE ARTS1519 SECTION 41
 INSTRUCTOR Todd Jeffrey Ellis
 DATES July 30, 2016
 FEE \$105.32 (+ \$75 material fee payable to instructor)

No experience is needed to create your own original pair of silver earrings. Explore the 'fold form method' of working with sheet metal in this hands-on workshop. Through the use of four different folds you will create 3-dimensional shapes of various designs to produce a unique pair of contemporary style earrings.

Spirit Doll Workshop**

COURSE CODE ARTS2202 SECTION 41
 INSTRUCTOR Linda Lee Purvis
 DATES July 30, 2016
 FEE \$105.32 (+ \$25 material fee payable to instructor)

Create a unique, primitive/contemporary spirit doll to mount on a stand, suspend as if flying, or display in an altar, car, or special space. Choose materials from a palette of fabrics, vinyl, leather, and felt, and further embellish your doll with beads, threads, feathers, buttons, ribbons, and much more. The doll can be designed to suit a specific intent to represent a personal goal or initiative, or be made as a whimsical character that expresses a personal style or statement. The doll will be poly-stuffed and optionally 'charged' with earth energy with a scoop of natural herbs and pure essential oils to add further detail and dimension to its creation. Simple rustic hand-stitching skills are helpful.

Thread Sketching & Painting Workshop**

COURSE CODE ARTS2024 SECTION 41
 INSTRUCTOR Jan Anderson
 DATES July 30, 2016
 FEE \$105.32

Please note: This workshop is not suitable for beginners. Basic free motion quilting skill is required.

Become a thread artist with your free motion sewing machine foot. Thread sketching and thread painting enable you to develop unique embroidery skills and designs on fabric. With the use of a hoop, water soluble stabilizer and your imagination you will transform wall hangings, quilts, garments, pillows and more into texture-filled works of art. A sense of adventure and the ability to have fun enhance skill level and technique. In addition to the student material list, materials will be available for optional purchase.



Tree Sculpture Workshop**

COURSE CODE ARTS2222

SECTION 41

INSTRUCTOR Suzi Dwor

DATES July 30, 2016

FEE \$105.32 (+ \$28 material fee payable to instructor)

Explore a variety of tree images from Canada and around the world, studying their sculptural qualities. Trees represent the bridge between sky and earth. Their beauty lies in their personal stories, they play a role in mythology, and they bear fruit, flowers, pods and leaves. These factors will inspire you to create and construct your own personal tree that will be a relief wall piece or free standing sculpture. Using sticks, foam, plaster gauze, washi and rice papers, and acrylic paints, explore the creation of trunks, limbs, roots, flowers, animals and leaves as possibilities on your tree. Experimental collage and assemblage techniques may also be incorporated. All levels of artistic skill are welcome.

Wire Sculpture Workshop**

COURSE CODE ARTS416

SECTION 41

INSTRUCTOR Charles O'Neil


DATES July 30, 2016

FEE \$105.32 (+ \$45 material fee payable to instructor)

Project: 3' Heron

This course requires the use of simple hand tools (wire cutters, pliers).

Wire sculpture is an exciting and expressive art form. In this workshop you will receive step-by-step instruction to successfully create your project. With a variety of wires (steel, copper, galvanized) this creation is designed for indoor or garden use, and will be a great addition to any setting.



AUGUST 1 – 5, 2016

3D Printing

COURSE CODE ARTS2132

SECTION 41

INSTRUCTOR Shannon Kennedy

DATES August 1 – 5, 2016

FEE \$340.58 (+ a material fee payable to instructor, dependent upon projects chosen)

3D printing is a remarkable development of use and value to everyone from DIY hobbyists to professional artists. Easy-to-use modeling tools and apps turn your ideas into 3-dimensional reality. Beginning with a hand drawing, extrude into a 3D model, and then modify and prepare your 3D model to 3D print. Learn the basics of 3D modelling and printing, converting images to 3D models, and critical basic concepts in computer aided design (CAD) including extrusion, scaling, mesh, water-tight, and even interlocking parts.

Acrylics – Material Exploration & the Artistic Voice

COURSE CODE ARTS2124

SECTION 41

INSTRUCTOR Victoria Wallace

DATES August 1 – 5, 2016

FEE \$340.58 (+ \$46 material fee payable to instructor)

Stimulate your subconscious creative spirit and access your unique artistic voice through the exploration of personal metaphor, meditation and acrylic paints and mediums. Through the examination of the myriad of acrylic mediums available to the artist today, you will learn to familiarize yourself with their incredibly diverse artistic applications, making the creative process second nature. Work with mixed media and acrylic skins, textured acrylic skins, glazes and washes, the use of stencils, incising, immediate transfer onto a variety of rigid substrates, knife painting with light moulding paste, 21st century grisaille, interference acrylics and discover how to utilize textured acrylic mediums. Instruction is suitable for beginner to professional artists.



Aspire to inspire before you expire. Anon

– VICTORIA WALLACE

Acrylics: Non-Objective I

COURSE CODE ARTS1267

SECTION 41

INSTRUCTOR Lila Lewis Irving

DATES August 1 – 5, 2016

FEE \$340.58

Please note: This course is not suitable for beginner painters. Abstraction experience is not required.

Learn the basic principles of non-objective painting – no images allowed. Non-objective painting has a complete lack of subject matter. Boldness, individualism and experimentation will be encouraged, emphasizing shapes, values and colour.



Welcome to a big adventure"

– LILA LEWIS IRVING



Artistic Exploration – Painting & Drawing

COURSE CODE ARTS21 SECTION 42
INSTRUCTOR Jay Dampf
DATES August 1 – 5, 2016
FEE \$340.58

For all artists there is a process for enhancing individual style and technique. In this course you will learn the skills needed to improve your personal ability and imagination, whether you are a new artist wishing to explore different mediums or experienced and wishing to master your techniques. On an individual basis, you will be taken step-by-step through the drawing and painting process, with emphasis on clear, enjoyable methods. This course offers you the unique opportunity for instruction on projects and mediums of your own choosing. You will also benefit from demonstrations given to other students. Assistance will be provided by the school if you wish to contact the instructor regarding ideas and mediums.



Bladesmithing

COURSE CODE ARTS2032 SECTION 41
INSTRUCTOR Jeff Helmes
DATES August 1 – 5, 2016
FEE \$340.58 (+ \$100 material fee payable to instructor)

Create a hand-forged, hand-finished knife using simple tools. Instruction will cover forging, heat-treating and finishing, as well as assembling a wood handle.

Clothing Renovations

COURSE CODE ARTS1842 SECTION 41
INSTRUCTOR Laurie Pye
DATES August 1 – 5, 2016
FEE \$340.58 (+ \$25 material fee payable to instructor)

Please note: No previous sewing experience is required.

Easily revamp, renovate, and renew clothing into new and exciting pieces. Have fun shrinking old wool sweaters, cutting them up, and reassembling them into a new sweater, hat, bag or blanket. Turn an old dress into a piece of sophisticated or wild wearable art. Incorporate creative machine and hand sewing techniques, expressive stitching, stamping, fabric surface altering methods, trapunto, appliqué, dry felting, and mixed media to playfully create something new and exciting. Enjoy your love of fabrics, colour and texture by combining and assembling a variety of materials into a unique and personal garment. Visual ideas from fashion history, symbols and images from other countries and cultures, art movements, and inspirational drawing activities will be presented throughout the course. You will be accommodated and challenged at any sewing skill level even if you have never sewn on a button before. It is necessary to bring a sewing machine in good working order and a serger if you have one.



Creativity is all about training the eye to see new possibilities. In this class, we explore the old becoming new ...again.

– LAURIE PYE

Contemporary Landscape Painting

COURSE CODE ARTS686 SECTION 41
INSTRUCTOR John Leonard
DATES August 1 – 5, 2016
FEE \$340.58

Please note: This course is not suitable for beginners.

This course will cover both the theory and the techniques of modern landscape painting as you work in the medium of your choice. Examine contemporary developments in art to enable you to use your creativity and self-expression in the development of a personal approach and advance the conceptual level of your work. Instruction will advance existing skills and knowledge of contemporary landscape painting.

Contemporary Sculpture

COURSE CODE ARTS2219 SECTION 41
INSTRUCTOR Helen Cho
DATES August 1 – 5, 2016
FEE \$340.58

Explore material assemblage and shifting meaning through the investigation of soft sculpture. Through a combination of studio production, lectures and on-going class discussion, you will be introduced to contemporary sculptural concerns of the 20th and 21st centuries and encouraged to think sculpturally. From found objects to personal fetishes to the fabrics of the life-world, you will use as resources the “stuff” of everyday life: everyday materials and techniques. The pleasure of production is approached as a conduit to the discovery of personal and sculptural meaning. Choose an object or an idea that holds meaning or interest or curiosity and translate it into a soft sculpture that incorporates, but is not limited to, textile-based materials and/or techniques. The context and conditions of the immediate environment will be considered when developing ideas and material resources. Students are strongly encouraged to bring materials and tools they would like to consider working with and/or interested in working with.

Creative Writing

COURSE CODE ARTS61 SECTION 41
INSTRUCTOR Catherine Graham
DATES August 1 – 5, 2016
FEE \$340.58

This course will help you gain access to and develop your inner voice, helping you listen and respond to your own writing. Learn how to tap into your own creativity and strengthen your writing skills in a supportive workshop environment. Topics include: getting started, character, dialogue, structure, description, point of view, and good beginnings. Step by step, you will experience the various components of the writing process; generating ideas/subject matter, first draft, the writing workshop, the art of revision and the final draft. This course can be taken repeatedly by new writers of fiction, creative non-fiction, poetry and memoir, as well as experienced writers who want to refresh and expand their skills.

Drawing – Experimental

COURSE CODE ARTS79 SECTION 41
INSTRUCTOR Kate Carder-Thompson
DATES August 1 – 5, 2016
FEE \$340.58 (+ \$30 material fee payable to instructor)

Please note: This course is not suitable for beginners.

Confront your current creative processes in this experimental, intensive drawing course. You will be encouraged to rethink old habits as you explore new drawing supports and re-visit trusted tools that can be used in exciting new ways. You will be challenged to discover what it is you want to say through your mark making and choice of imagery, ideas, and themes. Instruction will consist of a brief lesson followed by an open-ended project and will conclude with a group discussion of challenges and triumphs.



Drum Making and Drumming

COURSE CODE ARTS289 SECTION 41
INSTRUCTOR David Berger
DATES August 1 – 5, 2016
FEE \$340.58 (+ a material fee of \$45 for frame drums and \$65 for asheko drums, payable to the instructor)

In this course you will make your own frame drum, including its beater, or an asheko drum, and learn to play them. Discussions will include the methods involved in making ashekos, djembes and other rhythm instruments. Discover how to tan the hides necessary for these drums. Understand different varieties of woods, hides, and techniques used in a variety of drum construction. Explore the history, ceremony and cultures from which these drums come, learning rhythms and stories about the role of drums. You will also be challenged to explore your own rhythm while learning to play your drum. A performance will be created for presentation toward the end of the week. No woodworking or drumming experience is required to benefit from this course.

Expressive Arts – Creative Connections^E

COURSE CODE ARTS2214 SECTION 41
INSTRUCTOR Margaret Lorrie Beaton
DATES August 1 – 5, 2016
FEE \$340.58 (+ \$25 material fee payable to instructor)

To register for this course you must meet the admission requirements for the Expressive Arts Graduate Certificate Program. Details available on [page 9](#).

This course is an elective credit toward Fleming College's Expressive Arts Certificate. It is not an elective credit toward Fleming College's Visual and Creative Arts Diploma.

Immerse yourself in the curious, playful, and creative side of expressive arts. Learn to integrate creativity into your work with others, while honouring the concepts and theories of traditional expressive arts approaches. Instruction will include a range of tools suitable for use within a variety of populations as well as with individuals. Discover how to creatively incorporate visual art, music, drama, dance/movement, poetry, and creative writing into your practice. This is an excellent opportunity to explore your own creativity and develop skills to design and deliver creativity-based expressive arts experiences.



Fabrics – Colour, Patterns & Painterly Effects

COURSE CODE ARTS1730 SECTION 41
INSTRUCTOR Margot Miller
DATES August 1 – 5, 2016
FEE \$340.58 (+ \$15 material fee payable to instructor)

Explore colour, pattern and texture in the creation of fabulous, original fabrics. Learn hand painting, fluid wash, leaf/botanical prints, marking and stamping – all ideal surface embellishment for shawls, scarves, sarongs, table cloths, banners/signage, wall pieces, or works on canvas. Experiment with water-based, environmentally friendly Colour Vie dyes and explore the versatility of acrylic paint on fabrics. Colour Vie dyes are ideal for using full strength for strong brilliant colour or diluted for soft and subtle transparent shades and hues. This range makes them ideal for fashion or interiors. Instruction is suitable for beginners, while experienced artists of any medium will have the opportunity to combine existing skills with a new range of expressive techniques.



Textiles tell a history of the world.

– MARGOT MILLER

Figure Drawing – Beyond the Line

COURSE CODE ARTS2215 SECTION 41
INSTRUCTOR Gary Smith
DATES August 1 – 5, 2016
FEE \$340.58

Please note: This course is not suitable for absolute beginners.

Working from both images and models, you will focus on expression and creativity rather than copying. Working in charcoal and soft pastels, the results will demonstrate your personal and unique artistic style.

Finger-Style Guitar Playing

COURSE CODE ARTS303 SECTION 41
INSTRUCTOR Rick Fines
DATES August 1 – 5, 2016
FEE \$340.58

Please note: This course is not suitable for beginners. Basic knowledge of chords and some simple right hand patterns is required.

Using examples from blues and folk traditions, study techniques used to enhance and put more expression into your guitar playing. Learn exercises to strengthen your right hand and explore moving bass patterns, chord inversions and accompaniment. You will do a lot of playing in class and also spend some time listening to great guitar players from various traditional styles. The ability to read music is not necessary as standard notation will not be used.



Will be coming again. Very enjoyable town and art school.

– PHILIP SIM

These courses will run simultaneously. Please clearly indicate which level you are registering for.

Glass Framework Techniques

COURSE CODE ARTS1760 SECTION 41
INSTRUCTOR Brad Sherwood
DATES August 1 – 5, 2016
FEE \$340.58 (+ a material fee of approx. \$100 payable to the instructor, depending upon projects chosen)

Flameworking is a method of shaping glass through the use of a torch. Glass is heated to a molten state and you then sculpt, blow and manipulate it, creating highly detailed and colourful glass objects. This course will provide you with a fundamental understanding of glass through the processes of flameworking. Beginning with the safe and comfortable operation of equipment, you will quickly progress to methods of shaping and constructing using a variety of tools and techniques. Working with a range of glasses you will gain a solid foundation in flameworking practice that will allow for progression beyond the basics. Through lectures, demonstrations and hands-on practice, instruction will cover introductory methods of shaping and manipulating molten glass to advanced constructions, including blowing glass and the use of moulds. You are encouraged to bring an open mind and ideas that you would like to develop in glass. No previous glass experience is necessary.

Glass Framework Techniques II

COURSE CODE ARTS1761 SECTION 41
INSTRUCTOR Brad Sherwood
DATES August 1 – 5, 2016
FEE \$340.58 (+ a material fee of approx. \$100 payable to the instructor, depending upon projects chosen)

Please note: This course is not suitable for beginners.

Building on basic methods and techniques you will learn advanced methods of flameworking design, construction and colour application. Develop skills to create advanced blown forms and multi component constructions. This course will consist of a review of studio safety and torch operation, demonstrations, lectures and hands-on practice. You are encouraged to bring ideas of projects you would like to achieve.

Kids' Adventures in Art**

COURSE CODE ARTS2051
INSTRUCTOR Jessica Wallace
DATES August 1 – 5, 2016
FEE \$105.90 (+ \$25 material fee payable to instructor)
SECTION 41 1:00 – 4:30pm, 4 – 6 years old (4 by Jan. 1, 2016)
SECTION 42 9:00 – 12 Noon, 7 – 9 years old

Unleash your creativity! Explore a variety of painting, drawing and sculpture mediums and techniques in a fun, focused environment. Every day will bring new experiences and opportunities to develop your own unique artistic style while learning about famous artists. From Impressionism to Graffiti Art, you'll build a portfolio that will astound even the toughest art critics! Travel through time and place as you create your own original masterpieces.

Kids' Metal Jewellery Arts**

COURSE CODE ARTS397

INSTRUCTOR Susan Watson Ellis

DATES August 1 – 5, 2016

FEE \$105.90 (+ \$30 material fee payable to instructor)

SECTION 41 9:00 – 12 Noon, 4 – 6 years old (4 by Jan. 1, 2016)

SECTION 42 1:00 – 4:30pm, 7 – 9 years old

Unique jewellery creations made by YOU! Learn to form and decorate copper, aluminum, nickel silver and bronze. Then add a little fun and a few personal touches with beads and marbles. You'll make custom tags for your pets, pendants for yourself, I.D. bracelets and key rings. Decorate your projects using hand-stamping and hammering techniques and also learn to shape wire into chains, rings and pins.

Make-up FX & Character Design

COURSE CODE ARTS2231

SECTION 41

INSTRUCTOR Rhonda Morley Causton

DATES August 1 – 5, 2016

FEE \$340.58 (+\$145 material fee payable to instructor)

Bruising, abrasions, all degrees of burns, severe burn scars, scarring from old incisions or cuts, frost bite, bald cap creation and application, age makeup, break down makeup, zombie makeup, glass embedded in the skin, character design, and more will be learned, demonstrated and practiced. Learn to completely transform appearances and create characters using Out of Kit FX makeup. In the film industry many makeup effects are done on set, quickly and effectively, from products in the makeup artist's kit. You will be encouraged to be innovative, creative and bold and you explore how the products work and what they are commonly used for. This exploration will progress to the creation of unique character makeups. Instruction will also address how to sanitize makeup palettes, brushes and equipment, preventing the models' exposure to bacteria, and germs. Discussion will include the importance of continuity on film, as well as other aspects of the film industry as they pertain to the role of the makeup artist.

Negative Painting

COURSE CODE ARTS2048

SECTION 41

INSTRUCTOR Nancy Newman

DATES August 1 – 5, 2016

FEE \$340.58 (+ optional \$30 material fee payable to instructor – details on material list)

Please note: This course is not suitable for beginners.

This course is positively negative! Add this exciting and dramatic approach to your painting repertoire. Whether you paint in water-colour or acrylics, working in the negative will energize you and add a whole new level to your creative process. Learn to develop unique images by using the space in and around an object. Create exciting under-paintings and enhance your image with layers, lost and found edges, and textures. Increase the range of values in your painting, moving from light to dark and back again, creating the illusion of depth. Initially, you will learn to "think negatively" through step-by-step demonstrations and exercises. Simplify shapes, create effective compositions and refine your images to achieve paintings with dynamic impact.

Painting – Contemporary Methods & Meaning

COURSE CODE ARTS2123

SECTION 41

INSTRUCTOR Andy Fabo

DATES August 1 – 5, 2016

FEE \$340.58

Please note: This course is not suitable for beginners.

Contemporary painting embraces a wide spectrum of thematic, formal and conceptual approaches while pushing the boundaries of the material practice. Instruction begins with the creation of a figure painting in a contemporary context, proceeds to a diptych juxtaposing form and content in the two panels, and concludes with the creation of a painting in which images are layered over each other to create a complexity of meaning. You will draw on print and digital media, art history, and your own research and sketchbooks for source material. Brief visual presentations of relevant artists will provide an expanded notion of contemporary painting.

Painting – Power Tips from the Masters

COURSE CODE ARTS2240

SECTION 41

INSTRUCTOR Yves Ameline

DATES August 1 – 5, 2016

FEE \$340.58

Let the great Masters of art history help you become a more accomplished and technically proficient artist. Instruction combines the study of art history (one third) and painting practice (two thirds). Analyze masterpieces by Leonardo, Constable, Gauguin, Matisse, Picasso and many other great artists, discover what makes them successful and apply this learning to your own work. Gain a deeper appreciation of great art, from cave paintings to 20th century artists, and acquire greater power and structure in your own work. There is the option to work on a single painting or a number of separate pieces and the choice of subject matter will be yours. You may work in your medium of choice but acrylics are recommended due to their ability to accommodate corrections and re-work. Whether you are a beginner or a seasoned artist, a representational or abstract painter, you will be stimulated to explore new concepts and experiment with new visual approaches.



Very well-run and organized – Nice collection of evening activities.

– HEATHER HAYES





**Colour is what drives my creativity
– I think that is true of most people!**

– BETH ABBOTT

Plein Air Landscape Painting – Intermediate/Advanced

COURSE CODE ARTS2173 SECTION 41
INSTRUCTOR Sam Paonessa
DATES August 1 – 5, 2016
FEE \$340.58

Please note: This course is not suitable for beginners. Plein air experience is required.

Improve your plein air painting skills through concentrated time in the field. Solidify painting principles and techniques, and develop visual editing skills as you push the boundaries of your skills. Review fundamentals and learn to have fun with the challenges of landscape painting. You are invited to work with acrylic or oil paint in an environment that encourages individual freedom and expression. Be prepared to work outdoors and note that some locations may require walking and transporting painting equipment.

Portrait Sketching & Development

COURSE CODE ARTS326 SECTION 41
INSTRUCTOR Matthew Mancini
DATES August 1 – 5, 2016
FEE \$340.58

This exciting and in-depth portraiture course will develop your ability to capture the likeness of any model. Starting from a simple anatomical understanding of the elements of the face through to proportion and expression, you will be challenged to look for and isolate the unique features that identify each of us. As well as posing for each other, you will complete a self-portrait and also work with a professional model. Works by a variety of artists will be discussed throughout the course. Each student will be asked to participate by sitting for a few short portrait poses during the week.

Pottery Throwing Camp – Intermediate/Advanced

COURSE CODE ARTS735 SECTION 41
INSTRUCTOR Rene Petitjean
DATES August 1 – 5, 2016
FEE \$355.39 includes \$14.81 initial material fee

Please note: This course is not suitable for beginners.

Have you ever wished you could spend several days just focusing on increasing your throwing skills? Do you feel that you have 'hit the wall' in terms of being able to throw... more efficiently, bigger pieces, more consistently, looser pots, tighter pots? This course will encourage and challenge you to learn new throwing techniques, increase your throwing skills, and practice, practice, practice. Throwing is a physical skill. It requires proper technique, good tools, and proper care of your body. Through a series of demonstrations, specific exercises, class discussions, inspirational videos, and lots of wheel time, you will have the opportunity to increase your throwing skill as well as develop a personal practice of pot-making. A pug-mill will be available to make reclaiming clay as easy as possible. It is not the intent of this course to cover glazing and firing. One bisque firing may be done to ease the transport of 'trophy pots'. A limber sense of humour and a willingness to cut pots in half will make the week much more enjoyable. Additional clay is available for purchase from the school at a cost of \$16 per bag.

Silk Explorations

COURSE CODE ARTS2192 SECTION 41
INSTRUCTOR Beth Abbott
DATES August 1 – 5, 2016
FEE \$340.58 (+ \$55 material fee payable to instructor)

Immerse yourself in silk, using it in all its forms to create a variety of projects such as dyed scarves, pieced silk creations, silk paper, masks using beautifully dyed silk fibres, other three dimensional formations, silk embroidery, and many other possibilities. Learn proper handling of various silk fabrics for creative projects. Reel silk cocoons to see how silk is harvested and dye various silk waste products to use on your fibre art pieces. No experience with silk is necessary. A sewing machine in good working order would be helpful.

Silver Clay – Mould & Fire

COURSE CODE ARTS703 SECTION 41
INSTRUCTOR Sophia Tink
DATES August 1 – 5, 2016
FEE \$340.58 (+ \$377 material fee payable to instructor)

Bring your jewellery or art designs to life using Metal Clay. Art Clay Silver Metal Clay is a medium that moulds like clay but fires to 99.9% pure silver metal. You can manipulate this medium into virtually any shape you desire. Learn various techniques such as: filigree (syringe type), burnout methods, appliqué, hollow forming, carving, attaching findings, layered leaf technique, setting synthetic stones, firing, and polishing. With these techniques you will design a minimum of four projects of your choice. Possibilities include rings, pendants, earrings, or a non-wearable art piece. Techniques such as Vitrea 160 paint for enamelling will also be addressed.



Youth/Teen Casting & Sculpture**

COURSE CODE ARTS2225 SECTION 41
INSTRUCTOR Suzi Dwor
DATES August 1 – 5, 2016
FEE \$231.55 (+ \$30 material fee payable to instructor)

Please note: This course is open to youth and teens from 10 to 18 years of age.

Learn to use plaster gauze to safely cast your hands, feet, and/or a mask from your face. Realistic or imaginative, free standing or wearable – the creative possibilities are limitless. Mix and add paint, fabric, sticks, glitter, or other items to make your piece unique.



Robert Bateman – Passions & Practices^{**}

COURSE CODE ARTS2241 SECTION 41
 INSTRUCTOR Robert Bateman
 DATES August 9 – 11, 2016
 9:30am to noon and 2:00pm to 5:30pm
 FEE \$495

*Please join us as
 Robert Bateman
 hosts one of our
 "Art Talks"*

Spend time with Robert Bateman. Slow down, pay attention, and get acquainted with nature as he shares his philosophies, passions and practices. Learn how to foster creative ideas, in accordance with his belief that a good idea is the basis for a strong work of art. Visual presentations and discussions, starting with an idiosyncratic review of art history, will lead to Bateman's artistic journey and an analysis of some of his works. Though not an art studio class, tips and techniques will be in abundance and there will be at least one hike outdoors to take photographs for reference in future paintings. A demonstration painting will anchor discussions and reveal subtleties of technique. You are invited to bring a digital image of one or two pieces of your work which Bateman will gently and publicly critique for the enlightenment of the group.

Wednesday, August 10
Life Sketches

See [page 93](#) for details.



A welcoming community for beginners to expert artists. I loved the variety of courses and the openness to creativity and expression.

– ALEXANDRA GOLDING

AUGUST 8 TO 12, 2016

Acrylics & Mixed Media – Intermediate

COURSE CODE ARTS712 SECTION 41
INSTRUCTOR Annette Blady Van Mil
DATES August 8 – 12, 2016
FEE \$340.58

Please note: This course is not suitable for beginners and is designed for those who have some previous experience with acrylic painting.

In this course you will be encouraged to work in larger formats, using traditional painting materials and fluid acrylics, as well as heavy body paints with collage. While technique will remain an important aspect, emphasis will be placed on experimentation, building a personal style and colour sense, choosing subject matter, and open in-class discussions about the work produced.

Acrylics: Non-Objective II

COURSE CODE ARTS1268 SECTION 41
INSTRUCTOR Lila Lewis Irving
DATES August 8 – 12, 2016
FEE \$340.58

Please note: This course is not suitable for beginners. Experience in painting and design is required.

Learn the principles of non-objective art and further develop your painting skills. Boldness and experimentation will be encouraged as you explore the infinite possibilities of arranging shapes and colours.

Blacksmithing

COURSE CODE ARTS38 SECTION 41
INSTRUCTOR Rene Petitjean
DATES August 8 – 12, 2016
FEE \$433.17 includes \$92.59 material fee

Please note: This course involves the use of hot forges and metal. You must be prepared to work independently with a high level of concentration, physical exertion and mechanical aptitude.

Learn the basics of blacksmithing in a hands-on studio situation. You will have an opportunity to learn the skills required to produce appealing and functional objects using traditional blacksmithing techniques. Instruction will provide an understanding of simple forging principles such as drawing out, punching, scrolling and more. Finishing techniques will also be stressed. Ample opportunity will be provided to practice what you've seen demonstrated. Please bring a project concept with you. Depending upon projects chosen, additional material fees may apply.

Celtic Design & Monograms

COURSE CODE ARTS2175 SECTION 41
INSTRUCTOR Marta Scythes
DATES August 8 – 12, 2016
FEE \$340.58 (+ \$2 material fee payable to instructor)

Learn to create beautiful and intricate Celtic designs, borders and monograms in ink and colour. Various techniques and processes will be demonstrated and motifs, patterns, and colour themes will be explored. Traditional works using zoo-morphological and symbolic elements will be studied and incorporated into designs. Instruction is suitable for all skill levels and you may work in the media of your choice.



Cheesecloth Imagery on Fabric

COURSE CODE ARTS2179 SECTION 41
INSTRUCTOR Mary Pal
DATES August 8 – 12, 2016
FEE \$340.58 (+ \$35 optional material fee payable to instructor)

Discover a unique method of manipulating textiles that involves sculpting with fibre, employing transparency and contrast, and learning how to create dramatic textile art with cheesecloth. Learn various methods of design and create stunning portraits and landscapes out of simple cheesecloth. Nuances of portraiture will be investigated through the study of photos to determine how to depict the qualities of the human face that elicit emotional responses. In addition to adding texture and interest to your fibre art, you will learn how to paint a backdrop using Neocolor II water-soluble wax pastels and acrylic textile paints. You are encouraged to explore a variety of subjects – landscapes, animals, whimsical creatures or abstract designs. Examine how images may be adjusted on a computer, tablet or photocopier to create useful patterns.

Decoy Carving – Contemporary Antique Style

COURSE CODE ARTS1928 SECTION 41
INSTRUCTOR Ken Hussey
DATES August 8 – 12, 2016
FEE \$340.58 (+ \$40 material fee payable to instructor)

Project: Kankakee Marsh Pintail


Using simple hand tools learn to shape and carve a traditional decoy and progress to painting and aging techniques to create the look and patina of a century-old decoy. Instruction is suited to the beginner carver but will also accommodate experienced students in the exploration of this unique style of decoy.



AUGUST 2016

HALIBURTON

55



Expressive Arts in Palliative Care⁵⁶

COURSE CODE ARTS2197 SECTION 41

INSTRUCTOR Julie McIntyre

DATES August 8 – 12, 2016

FEE \$340.58 (+ \$20 material fee payable to instructor)

To register for this course you must meet the admission requirements for the Expressive Arts Graduate Certificate Program. Details available on page 9.

This course is an elective credit toward Fleming College's Expressive Arts Certificate. It is not an elective credit toward Fleming College's Visual and Creative Arts Diploma.

Please note: It is strongly recommended that students have taken Introduction to Expressive Arts (formerly Introduction to Expressive Arts Therapy and Expressive Arts – Exploring Relationships (formerly Exploration of Therapeutic Relationships).

An aging population and trending hospice care lend to incorporating the expressive arts in caring for the dying, caregivers, and families. Instruction will incorporate a multi-cultural approach to death and dying with resources on expressive arts activities to provide meaningful expression for those in palliative care as well as self-care for caregivers and families. Explore various art forms such as memoir writing, communication and preserving memories through the arts, as well as creative ways to process the experiences for the hospice professional. Expressive art forms such as expressive writing, poetry, storytelling, art making, drumming, movement and sound will also be incorporated. This course will be of interest to those who work in all areas palliative care, both with individuals and groups. No artistic skill is required but an open heart, a curious mind and a playful spirit will enhance the experience.

Glass Fusing, Slumping & Surface Decoration

COURSE CODE ARTS1496 SECTION 41

INSTRUCTOR Kirei Samuel

DATES August 8 – 12, 2016

FEE \$340.58 (+ \$110 material fee payable to instructor)

Explore, experiment and discover the exciting possibilities of kiln-fired glass. Design, colour, kiln theory, fusing, slumping, and surface design techniques will be explored through a variety of projects including a panel, platter, tile and jewellery. Further enhance your work using pattern bars and etching for truly unique results. You will be required to supply or purchase (System 96) compatible glass for use in this class. Previous experience is not necessary to enjoy this course.

Image Transfer for Quilts & More

COURSE CODE ARTS2213 SECTION 41

INSTRUCTOR Rachel Anne MacGillivray

DATES August 8 – 12, 2016

FEE \$340.58 (+ \$15 material fee payable to instructor)

Please note: Basic sewing skills are required.

Quilting and fabric arts are an integral part of Canada's history and contemporary arts practice. Create personalized fabric blocks suitable for quilting, wall art or collage, by combining traditional textile arts with modern image transfer. Explore the exciting possibilities of transferring imagery onto cloth by experimenting with solar prints, photochemical transfer, solvents, acrylic medium, and iron-on transfers. Imagery can be photographs, text or artwork. Exercises will provide knowledge of new techniques, a library of samples for future reference, and the beginnings of original artwork. You will be required to bring a sewing machine in good working condition, tested prior to class.

Indigo & Shibori

COURSE CODE ARTS1302 SECTION 41

INSTRUCTOR Harriet Boon

DATES August 8 – 12, 2016

FEE \$340.58 (+ \$50 material fee payable to instructor)

For centuries indigo has been the used worldwide, from clothing for workers to regal garments. Learn techniques to create indigo vats for dyeing fabrics a variety of shades of blue. Instruction will also include a green indigo vat. Explore Japanese resist methods of clamping, stitching and binding – patterning known as Shibori. The fascinating history and culture of indigo will also be explored.

**REGISTER
ASAP!**

Waiting until the last minute limits your choice of courses and may cause unnecessary disappointment.

See registration details on [page 89](#).

Jewellery – Chain Making: Beginner

COURSE CODE ARTS46 SECTION 41
INSTRUCTOR Susan Watson Ellis
DATES August 8 – 12, 2016
FEE \$340.58 (+ a material fee payable to instructor,
dependent upon projects chosen)

Chains – they can be delicate or heavy, traditional or modern, symmetrical or abstract. Learn to form wire and fabricate links which will be connected to create traditional and modern chain styles. Once you have mastered basic jewellery making skills, you'll be encouraged to experiment with proportions, materials and linkages to create your own unique designs.

This course will run simultaneously with Jewellery Chain Making: Intermediate & Advanced. Please clearly indicate which level you are registering for.

Jewellery – Chain Making: Intermediate

COURSE CODE ARTS1495 SECTION 41
INSTRUCTOR Susan Watson Ellis
DATES August 8 – 12, 2016
FEE \$340.58 (+ a material fee payable to instructor,
dependent upon projects chosen)

Please note: This course is not suitable for beginners.

Expand your chain making skills to include chain designs that require soldering, such as single link designs. You will also learn to manipulate soldered links to alter their shape from round to oval or curved as well as how to flatten and forge them using hammers and steel blocks.

This course will run simultaneously with Jewellery Chain Making: Beginner & Advanced. Please clearly indicate which level you are registering for.

Jewellery – Chain Making: Advanced

COURSE CODE ARTS1659 SECTION 41
INSTRUCTOR Susan Watson Ellis
DATES August 8 – 12, 2016
FEE \$340.58 (+ a material fee payable to instructor,
dependent upon projects chosen)

Please note: This course is not suitable for beginners.

Further your chain making skills by exploring the techniques of fine chain fabrication. Link manipulation for this size of chain, element formation, and proportional considerations for your design will be addressed.

This course will run simultaneously with Jewellery Chain Making: Beginner & Intermediate. Please clearly indicate which level you are registering for.



Plan to attend the Art Auction on August 11!

See page 91 for more information.

Kids' Around the World**

COURSE CODE ARTS2237
INSTRUCTOR Hannah Strand
DATES August 8 – 12, 2016
FEE \$105.90 (+ \$20 material fee payable to instructor)
SECTION 41 1:00 – 4:30pm, 4 – 6 years old (4 by Jan. 1, 2016)
SECTION 42 9:00 – 12 Noon, 7 – 9 years old

Spend each day on a different continent, making traditional crafts and learning cultural art history. Make a travel scrapbook, play games from different countries, take part in music circles, and explore a variety of visual art techniques including collage, weaving, painting, drawing, and resist. Return from your around-the-world adventure with an African mask, South American weaving, Indian mandala, French Impressionist piece, Australian dot painting, and more!

Kids' Handbuilding Pottery**

COURSE CODE ARTS798
INSTRUCTOR Lisa Barry
DATES August 8 – 12, 2016
FEE \$118.80 (includes clay) (+ \$5 material fee payable to instructor)
SECTION 41 9:00 – 12 Noon, 4 – 6 years old (4 by Jan. 1, 2016)
SECTION 42 1:00 – 4:30pm, 7 – 9 years old

Fabulous pottery can be created without the use of a pottery wheel. Push, roll and pinch your clay in lots of creative ways as you explore traditional handbuilding techniques such as coiling, making pinch pots and working slabs. There will be a different project every day, making this class exciting and challenging. You'll be encouraged to be imaginative as you'll be making everything from teacups to spaceships!

Landscape Painting – Large Format

COURSE CODE ARTS2238 SECTION 41
INSTRUCTOR Ljubomir Ivankovic
DATES August 8 – 12, 2016
FEE \$340.58

Painting with large brushstrokes is a means not only to accelerate the work; it also enables effective representation of the exact depth, density and air vibrations generated by winds, heat and humidity. The method enhances the alteration caused by light, thus intensifying the contrast between light and shadow. The richness of textures and spontaneous expression highlighted on a large canvas are often the result of good control of the broad brush. Explore the steps necessary to master this technique.

Landscape Sketching & Painting

COURSE CODE ARTS2220 SECTION 41
INSTRUCTOR Elizabeth Hutchinson
DATES August 8 – 12, 2016
FEE \$340.58

Step by step, easy to follow instruction will focus on techniques and skills as you select a view, create a sketch and value plan, learn to see the 'big shapes', handle common landscape elements with paint, suggest detail, and explore expressive painting. Explore watercolour techniques for pen and ink or pencil and watercolour sketching. Instruction is suited to all levels of experience in sketching and watercolour painting. Please be prepared to spend some time painting outdoors, weather permitting.



Painting – Unlock Your Personal Style

COURSE CODE ARTS2216

SECTION 41

INSTRUCTOR Gary Smith

DATES August 8 – 12, 2016

FEE \$340.58 (+ \$20 material fee payable to instructor)

58

Visual preferences play an important role in personal painting style. In spite of this, they are often not actively considered at a conscious level or evaluated for context. Engage in exercises comparing opposite visual preferences to learn how to apply them to your own work and determine which you favour. In this manner you will be able to explore and identify your current personal painting style and consider how to refine and push it to new levels. Instruction is appropriate to all levels and choice of painting media.



Learn the rules and break them.

– GARY SMITH

Paper Sculpture & Collage

COURSE CODE ARTS1147

SECTION 41

INSTRUCTOR Suzi Dwor

DATES August 8 – 12, 2016

FEE \$340.58 (+ \$55 material fee payable to instructor)

Work with a variety of papers, including rice, mulberry, washi, and watercolour papers in a non-traditional way to create two-and three-dimensional works of art. Explore colour, texture, patterning, design and the physical properties of paper and its relationship to other media such as paint, wax resist, and a variety of drawing materials. You will tear, weave, wrap, layer, stamp, paint, make marks, and continue to experiment with your supplies. Experiment with collage, assemblage, fibre techniques on paper, and learn 20 ways to manipulate paper. Projects include a book cover, 3D paper garment, abstract collages, relief landscapes and self-directed explorations. This is a very exciting and rich experimental mixed media class for beginners and experienced artists.

Pastel Painting – Introductory

COURSE CODE ARTS1100

SECTION 41

INSTRUCTOR Margaret Ferraro

DATES August 8 – 12, 2016

FEE \$340.58

This course begins with a thorough introduction to pastel supplies and their many application techniques. Study each technique separately, first by example, then by demonstration, resulting in the creation of a sample booklet of different pastel mixing techniques. Utilize the proper techniques to keep a clear palette, control values, and layer pigment to create the luminous and rich quality of this medium. Instruction will familiarize you with different types of pastels, how to use them in conjunction with each other, and the most beneficial way of achieving impact with the medium. Basic colour theory is addressed while taking inventory not only of the colours you have, but how to mix the ones you don't have. Learn the traditional technique for setting up a painting with a value sketch using a limited, then an expanded palette. Individual studies of many popular subjects such as trees, bushes, flowers, fruits, skies, and water will be covered.

This course will run simultaneously with Pastel Painting – Intermediate. Please clearly indicate which level you are registering for.

Pastel Painting – Intermediate

COURSE CODE ARTS1759

SECTION 41

INSTRUCTOR Margaret Ferraro

DATES August 8 – 12, 2016

FEE \$340.58

Please note: This course is not suitable for beginners.

Upon assessment of your current skill level and clarification of your goals, increasingly complex exercises will address colour mixing, technique development, value studies, composition, and studio and on-location organization. Engage in an interesting colour theory exercise using intuition to choose your palettes and then compare to colour theory. Under-painting will be discussed and used by personal choice. Build a body of work that reflects your intuitive palette, with minor variances. Individual critiques for personal artistic growth will be part of the instructional process.

This course will run simultaneously with Pastel Painting – Introductory. Please clearly indicate which level you are registering for.

Photography – Technically Minded but Artistically Inclined

COURSE CODE ARTS2017 SECTION 41
INSTRUCTOR Michael Bainbridge
DATES August 8 – 12, 2016
FEE \$340.58

Please note: This course is not suitable for beginners. A good working familiarity with your camera's menu and function settings is required. Prior to registering please refer to the material list regarding equipment requirements and suitability.

Being an artist isn't just about creativity; it's also about possessing the technical know-how to express it. As a photographer, that means understanding more than just what your basic camera settings do. Photography is an inherently technical medium – especially digital. Go beyond the simple considerations of depth-of-field, low-light, or action shooting to gain an intimate familiarity with the technical capabilities and limitations of the medium, your equipment, and various modes of expression (so you may then proceed to forget about it and get on with taking great photos). Whether you shoot landscapes, people, abstracts, or kittens, learn how the technical choices you make will affect your art and help you to develop a critical eye, making you a better photographer. Instruction will consist of a combination of theory, practice, and evaluation on various principles and techniques. Post-processing of your photos is not included. Emphasis will be on better in-camera results. Principles taught in this course apply equally to shooting film but film cameras will not be suitable in class because instant feedback is required for evaluation. Instruction is suitable for intermediate-to-advanced photographers.

Portrait Painting

COURSE CODE ARTS579 SECTION 42
INSTRUCTOR Matthew Mancini
DATES August 8 – 12, 2016
FEE \$340.58

Please note: This course is not suitable for beginners. Painting experience is required to participate.

This exciting will develop your ability to capture the likeness of any model in any opaque paint medium. You may work in any opaque paint medium (gouache, acrylic, water-soluble oils, traditional oils without solvents) that you are comfortable with. Starting with an understanding of composition, value studies and monochromatic paintings, you will advance to expressive paintings of the model in a full palette. Works by a variety of artists will be discussed throughout the course.



Pottery – Raku: Copper Matte, Patinas & Lustres

COURSE CODE ARTS1975 SECTION 41
INSTRUCTOR Michael Sheba
DATES August 8 – 13, 2016 (6 days)
FEE \$424.22 includes \$37.04 material fee

Please note: This course is not suitable for beginners. Previous Raku experience is required.

This six-day advanced-level professional development course is a challenging exploration of the technical aspects of various Raku effects. Topics will be systematically studied and results evaluated one by one so that successful outcomes can be obtained at will. There will be a thorough study of effective firing and post-firing reduction techniques as they relate to Metallic Lustres and Patinas. Particular emphasis and time will be spent on using these techniques as a basis for obtaining successful results with the spectacular but elusive technique called Copper Matte. Instruction will encourage an experimental approach and emphasize process rather than production. There will be daily firings and, time permitting, Raku kiln design will be discussed. Please bring 10 bisqued pieces using Raku Clay.



Pyrography – The Art of Burning

COURSE CODE ARTS494 SECTION 41
INSTRUCTOR Carole Peters
DATES August 8 – 12, 2016
FEE \$340.58 (+ \$40 material fee payable to instructor)

Woodburning is a very unique method of artistic representation. Instruction in this course is suitable for both beginners and experienced woodburners. You'll learn to use various tools and methods of burning as you experiment on wood, leather, paper and other materials. The majority of exercises will be working on wood of different types, culminating with driftwood slabs. Beginning with simple patterns, to designing your own personalized portraits, adding colour, and relief carving, you'll have a new appreciation for the wonders of wood.



My students will develop a “burning” passion for this art form!”

– CAROLE PETERS

Rug Hooking – Traditional East Coast Primitive

COURSE CODE ARTS1128

SECTION 41

INSTRUCTOR Donna Sproule

DATES August 8 – 12, 2016

FEE \$340.58 (+ \$75 material fee payable to instructor)

Rug hooking has evolved from a utilitarian chore to a valued aesthetic. This course will provide an introduction to the rudiments of rug hooking in an open and accepting environment. Discussions will address the creative curve of the medium along with the underpinning of the environmental pluses. Learn basic techniques and types of materials used to create East Coast Primitive-style hooked rugs. Simple yet evocative hooking techniques typical of primitive rugs will provide the foundation of knowledge to which you are welcome to apply your own creativity, design and colour preferences. With instructor assistance, you will design your own first piece for the floor or wall.

This course will run simultaneously with Rug Hooking – Traditional East Coast Primitive Intermediate. Please clearly indicate which level you are registering for.

Rug Hooking – Traditional East Coast Primitive Intermediate

COURSE CODE ARTS2187

SECTION 41

INSTRUCTOR Donna Sproule

DATES August 8 – 12, 2016

FEE \$340.58 (+ \$75 material fee payable to instructor)

Please note: This course is not suitable for beginners. Basic rug hooking skills (not latch hook) are required.

Rug hooking has evolved from a utilitarian chore to a valued aesthetic. Further your rug hooking skills as you explore Primitive East Coast style methods and design. Discussions will focus on primitive “wide cut” rug hooking, its historical use of reclaimed fibres, and how this age old form of expression can be used to create a simple image of self. The acquisition and preparation of repurposed clothing for rug production will underpin practical work. While there will be choice regarding project content and design, instruction will particularly address the infusion of “you” idea of self into your finished piece.

This course will run simultaneously with Rug Hooking – Traditional East Coast Primitive. Please clearly indicate which level you are registering for.

Studio Sampler

COURSE CODE ARTS2189

SECTION 41

INSTRUCTOR Paul Marshall

DATES August 8 – 12, 2016

FEE \$340.58 (+ \$45 material fee payable to instructor)

This survey course will include playful explorations in painting, printmaking, sculpture, mixed media, and new media. It's an ideal opportunity if you seek variety for yourself or those you work with or you simply can't decide on one medium. The variety of materials to be explored makes this course well suited to both beginners and experienced artists.

Woodcarving – Relief

COURSE CODE ARTS2234

SECTION 41

INSTRUCTOR Neil Cox

DATES August 8 – 12, 2016

FEE \$340.58 (+ \$20 material fee payable to instructor)

Project – Owl in tree

Learn the steps and techniques involved to complete a small wildlife carving. Beginning with drawing and modeling exercises, you will proceed to complete the scene in wood, working from a roughed out blank. Instruction will address everything from tool sharpening and safety to research and creative design.





Youth Archery & Fencing**

COURSE CODE ARTS1522 SECTION 41

INSTRUCTOR Brad Sherwood

DATES August 8 – 12, 2016

FEE \$207.68 (+ \$40 material fee payable to instructor)

Please note: This course is open to youth from 10 to 12 years of age.

Fencing and archery are two distinct arts that develop mental focus, physical coordination, patience, discipline and technical skill. This course will introduce you to both activities in a safe and enjoyable way. In the morning you will learn basics of fencing – footwork, techniques and rules. In the afternoon, archery will involve proper shooting technique, bow knowledge and care. Through demonstrations, coaching, games and friendly competition, you will have the opportunity to develop an appreciation and ability in these disciplines.

Youth/Teen Drawing & Painting Outside the Lines**

COURSE CODE ARTS2206 SECTION 41

INSTRUCTOR Rebecca Reynolds

DATES August 8 – 12, 2016

FEE \$231.55 (+ \$20 material fee payable to instructor)

Please note: This course is open to youth and teens from 10 to 18 years of age.

Engage all of your senses and see the world differently and from unexpected perspectives. Play with a variety of art materials and explore the unusual in an encouraging atmosphere that will ignite your imagination. Draw upside-down, paint food flavours, and sculpt music! You'll also be introduced to inspiring contemporary artists who are using new, surprising ways to make and display their work.

Courses for Kids, Youth and Teens

All course names for our younger artists start with 'Kids,' 'Youth' or 'Teen,' depending on the age requirement.

Age groupings have recently changed.

See [page 89](#) for more information.



AUGUST 13 TO 14, 2016

Timber Framing – Introduction to Design**

COURSE CODE ARTS383 SECTION 41

INSTRUCTOR Glenn Diezel

DATES August 13 – 14, 2016

Saturday: 9:00am to 4:30pm

Sunday: 9:00am to 1:00pm

FEE \$120.61

Please note: This workshop is a required prerequisite to the Timber Framing week-long course (see [page 63](#)) and involves site visits, requiring attendance on Sunday. The group will meet at the college at 9:00 am on Sunday morning and will travel to various Timber Frame structures until approximately 1:00 pm.

This workshop will introduce you to the design, construction and finishing of a timber frame home. Topics to be discussed include: timber frame design and terminology, timber selection, sizing and engineering, site considerations and floor plan layout, enclosing the frame, electrical, plumbing and finishing details. This will provide a good overview for anyone interested in building or buying a timber frame home.

**REGISTER
ASAP!**

Waiting until the last minute limits your choice of courses and may cause unnecessary disappointment.

See registration details on [page 89](#).

**Find out about Community Arts Events
in and around Haliburton!**

See [page 91](#) for more information.

AUGUST 15 TO 19, 2016

Botanical Drawing & Painting

COURSE CODE ARTS1836 SECTION 41
INSTRUCTOR Marta Scythes
DATES August 15 – 19, 2016
FEE \$340.58 (+ \$2 material fee payable to instructor)

While studying a wide variety of botanical specimens, you will learn several drawing and painting techniques and their applications. Through a series of progressive exercises you will develop your technique and observational skills leading to in-depth analyses. This will enable you to visually interpret the intricate shapes, forms, textures and colours of the plants studied. At the beginning of the course, emphasis will be placed on accurately depicting botanicals, with the option of later experimenting with expressive colour choices and different drawing and painting styles. Composition and perspective as they apply to botanical art will be addressed. Instruction will include frequent demonstrations and ongoing feedback as needed. This course is suitable for all skill levels.

Iron Sculpture

COURSE CODE ARTS113 SECTION 41
INSTRUCTOR Rene Petitjean
DATES August 15 – 19, 2016
FEE \$433.17 includes \$92.59 material fee

Please note: This course involves the use of hot forges and metal. You must be prepared to work independently with a high level of concentration, physical exertion and mechanical aptitude.

This course will introduce you to the unique world of iron sculpture by blending traditional and modern techniques to create amazing and unusual sculptural pieces. Skills learned will aid in the production of both indoor and outdoor sculpture as well as yard art. Learn basic forging, welding, and cutting techniques. Traditional finishes, colour and patination will also be addressed. Please bring a project plan. If you are returning to this course, you will be encouraged to work on projects at an appropriate skill level. There will be an emphasis on coal and propane forge work. Depending upon projects chosen, additional material fees may apply.

Photoshop

COURSE CODE ARTS1752 SECTION 41
INSTRUCTOR Michael Bainbridge
DATES August 15 – 19, 2016
FEE \$340.58

Please note: Basic Windows skills are essential and required. Photoshop itself is practically identical on both Mac and PC, however, so program instruction is applicable to both platforms.

This course is intended for and taught using the full-version of Photoshop CS5 but may also be suitable for Photoshop Elements users (lite version) as nearly all of the tools and practical techniques are transferable. There is no instruction given in the use of Elements specifically, however. Ansel Adams said, "The negative is comparable to the composer's score, and the print to its performance". The ability to digitally manipulate images provides vast opportunities ranging from simple correction of imperfections to highly artistic applications and results. Restore, enhance, or completely alter an existing image. Learn the basics of choosing appropriate file types and options for web and print, and complete digital manipulation techniques using advanced tools including selective application of effects and filters, and layers. Taking photographs is not part of the instruction – please bring your own digital images.

Pottery – Creating & Troubleshooting Glazes

COURSE CODE ARTS2167 SECTION 41
INSTRUCTOR Michael Sheba
DATES August 15 – 20, 2016 (6 days)
FEE \$405.70 includes \$18.52 material fee

Please note: This course is not suitable for beginners. Successful completion of Pottery – Understanding Glazes I is required.

This professional development course will provide a brief review of theory and basics followed by working in an open studio concept. You will use experimental methods and computer glaze calculation software to work with the instructor as advisor, on individual, personalized projects of your choosing to create new glazes, correct glaze faults or troubleshoot and fix problem glazes. Although you will work in Cone Six Oxidation, the universal principles learned will apply to all glazes and temperatures. A maximum class size of 12 ensures individual attention.

Printmaking Fusion

COURSE CODE ARTS2211 SECTION 41
INSTRUCTOR Otis Tamasauskas
DATES August 15 – 19, 2016
FEE \$340.58 (see material list for additional costs)

Instruction will present two printmaking techniques – woodcut (relief) and waterless (plate) lithography. Elect to work in both or specialize in one. Choose to navigate an individual direction or rely on guidance to establish your narrative. Woodcut instruction will address the use of cutting tools, chisels, and dremels, the transfer of a direct toner copy to a wood surface, inking in black and white or colour, paper selection, and printing by hand or press. Waterless plate lithography instruction will include aluminum plate preparation for drawing, plate processing and printing, photographic transparency creation and exposure, image development, inking in black and white or colour, and digital and photographic processes enabling photographic printing.



We're pleased to welcome Otis Tamasauskas as an invited lecturer and visiting artist from Queen's University.

Quilting – 4 Tops in 4 Days

COURSE CODE ARTS2166 SECTION 41
INSTRUCTOR Judith Dingle
DATES August 15 – 19, 2016
FEE \$340.58 (+\$25 material fee payable to instructor)

Experience the joy of creating quick, easy and simple quilts. Instruction suits beginner and experienced quilters who want to learn create the beautiful gift of a donation quilt for charitable and fundraising events or auctions, a baby quilt, production bed quilts/throws, or that special quilt for your dog or cat. Using strips, squares, triangles and octagons create four quilt tops, using four techniques, in four days. The final day will be spent layering and quilting one of them. With a back-to-basics approach, instruction will (re)introduce efficiencies and shortcuts created with correct use of the rotary cutter, ruler and mat. Combined with clever production techniques, designs to enhance productivity, and foolproof fabric selection, you will see very fast, beautiful and encouraging results. Individual attention will be accompanied by step-by-step printed instructions, demonstrations and samples for each design. Please bring a sewing machine in good working order. Beginners with no quilt making experience as well as skilled quilters are welcome.

SoulCollage®

COURSE CODE ARTS2128 SECTION 41
INSTRUCTOR Julie McIntyre
DATES August 15 – 19, 2016
FEE \$340.58 (+ \$20 material fee payable to instructor)

Discover a simple, inexpensive, self-care practice that combines creativity, psychology and spirituality. This course will be of interest to professionals seeking another skill set or to those who are looking for a time of reflection through care of the soul. Originated by Seena Frost, SoulCollage is a process for accessing your intuition and creating an incredible deck of cards with deep personal meaning that will help you with life's questions and transitions. Combined with other expressive art forms such as poetry, journalling, music, movement and storytelling, learn how to incorporate the use of SoulCollage through accessing your own intuitive inner wisdom and enhancing that through other forms of expressive arts.

Timber Framing

COURSE CODE ARTS298 SECTION 41
INSTRUCTOR Glenn Diezel
DATES August 15 – 20, 2016 (6 days)
FEE \$387.18

Please note: Students must attend the Timber Framing – Introduction to Design Workshop (see page 61) prior to taking this course.

Learn the age-old craft of building with heavy timber using mortise and tenon wood joinery and oak pegs. This course will provide a comprehensive introduction to timber frame design. Instruction on wood selection, tool use and methods for enclosing the frame will be provided. Reference to books, slides, videos and optional participation in after-school tours will provide you with exposure to different timber frame structures and techniques. This is a hands-on course where you will lay out and cut the joinery for a complete frame, assemble it and end the week with a good old fashioned 'barn raising'.

Watercolour Portraiture – Intermediate/Advanced

COURSE CODE ARTS2130 SECTION 41
INSTRUCTOR Atanur Dogan
DATES August 15 – 19, 2016
FEE \$340.58

Please note: This course is not suitable for beginners. Experience with portraiture is suggested.

Explore the spontaneity that is unique to watercolour as you capture the likeness of your subject. Create vibrant water media paintings with a variety of effects that will produce expressive results, full of character. Instruction will include demonstrations, individual assistance and critiques.



63

AUGUST 2016

HALIBURTON

Sustainable Building and Construction

Fleming is the first College in Canada to offer a Sustainable Building Design and Construction program. The 20-week program, based out of the Haliburton Campus, is an intensive, hands-on experience where up to 26 students from across Canada will construct a new sustainable building, showcasing green building technologies and new energy-saving techniques.

Students interact with project consultants, inspectors, and tradespeople and are involved in all aspects of constructing a sustainable building. Students will learn how to balance "natural" and modern green building material and techniques to achieve the building's sustainable goals in an appropriate and responsible manner.

In April, 2016, Fleming College's Sustainable Building Design and Construction program will partner with Abbey Gardens Community Trust to build a new 1,200 square-foot off-grid Alternative Energy Presentation Centre. We are very excited to be working with Abbey Gardens again as their organization's vision and mission align directly with the goals of the Sustainable Building Program. The building will be the new home of Haliburton Solar and Wind.



Contact: Ted Brandon
705-457-1680
ted.brandon@flemingcollege.ca

www.flemingcollege.ca



OHS Spinning Certificate Program – Level III

COURSE CODE ARTS475 SECTION 41
 INSTRUCTORS Beth Abbott, Wendy E. Bateman, Harriet Boon,
 Roslyn Darling, Donna Hancock, Louise Jackson,
 Julia Lee, and Karen Richens
 DATES August 20 – 27, 2016
 FEE \$351.33 (+ a material fee of approximately \$75
 payable to the class treasurer)

The Ontario Spinners' Certificate Program is a six-level program developed by the Education Committee of the Ontario Hand-weavers and Spinners (OHS).

Level III: This course will be held over eight full days. Assignments must be completed and mailed to instructors over the following seven months for OHS certification.

Course of Study: Preparation and spinning techniques for 5 fleece types – twist and its relationship to diameter. Spinning to end use, time management techniques as related to spinning and end use products. Mohair, Mohair blends, multiplying and Navajo plying, exotic and lichen dyes, use of after-baths, dye tests, dye safety.

OHS Spinning Certificate Program – Level VI

COURSE CODE ARTS147 SECTION 41
 INSTRUCTORS Beth Abbott, Hazel Alexander, Friedl Ballaban,
 Wendy E. Bateman, Harriet Boon, Louise Jackson,
 Julia Lee, Beth Showalter
 DATES August 20 – 27, 2016
 FEE \$351.33 (+ \$85 material fee payable to instructor)

The Ontario Spinners' Certificate Program is a six-level program developed by the Education Committee of the Ontario Hand-weavers and Spinners (OHS).

Level VI: This course will be held over eight consecutive days and will require homework assignments to be completed and mailed to instructors over the following six months for marking.

Course of Study: Evaluation of handspun products; novelty yarns; creative dyeing; analysis and duplication of commercial yarns; instructional techniques; resumes and portfolios; design challenge assignment; and in-depth studies.

Youth/Teen GoPro**

COURSE CODE ARTS2205 SECTION 41
 INSTRUCTOR Tammy Rea
 DATES August 22 – 26, 2016
 FEE \$231.55 (+ \$20 material fee payable to instructor)

Please note: This course is open to youth and teens from 10 to 18 years of age.

Over 2 million GoPro cameras were sold last year, but most people that own them barely scratch the surface of what these great little cameras are capable of. Alternate between lessons, practice, and editing with Microsoft Movie Maker and GoPro Studio (free editing software) as you learn shooting techniques, camera settings, the use of different mounts, dollies and accessories, time lapse, speed ramping, and more. Bring in your great footage or learn to take it, and then learn how to edit it with music and titling. You are required to provide your own GoPro or similar style camera.

Youth/Teen Pottery**

COURSE CODE ARTS1613 SECTION 41
 INSTRUCTOR Lisa Barry
 DATES August 22 – 26, 2016
 FEE \$255.06 (+ \$10 material fee payable to instructor)

Please note: This course is open to youth and teens 10 to 18 years of age.

Learn to throw on a potter's wheel and have fun with exciting handbuilding techniques. Use these techniques to create mugs, bowls and a wide variety of objects. There will be demonstrations with the wheel, attaching spouts and handles and a full exploration of decorative techniques. Exercise your imagination and practice your new skills to create meaningful objects and master the potter's wheel.

**Find out about Community Arts Events
 in and around Haliburton!**

See page 91 for more information.

The Haliburton School of Art + Design is pleased to be affiliated with the renowned McMichael Canadian Art Collection in Kleinburg, Ontario.

The McMichael Canadian Art Collection is unique in its devotion to collecting and exhibiting Canadian art. Renowned for its collection of paintings by Canada's most famous artists, the Group of Seven, the gallery's permanent collection also includes works by other well-known Canadians, including the Group's contemporaries, First Nations, and Inuit artists.

Located in Kleinburg, Ontario, the gallery nestles amid 100 acres of serene woodlands overlooking the Humber River Valley. Reminiscent of the landscapes that inspired many of Canada's artists, this setting combines with the art within the gallery to make the McMichael the perfect venue for an introduction to or to learn more about Canada, its peoples, their cultures, and their history.



These courses will be held at the McMichael Canadian Art Collection in Kleinburg, Ontario.

Please note: These courses are not suitable for beginners.

Registration for Fall courses will be accepted as of July 4, 2016.

Contemporary Landscape Painting – Advanced II

COURSE CODE ARTS1533 SECTION 41
INSTRUCTOR John Leonard
DATES September 5 – 9, 2016
FEE \$340.58
LOCATION McMichael Canadian Art Collection, Kleinburg

Contemporary Landscape Painting – Advanced II

COURSE CODE ARTS1533 SECTION 42
INSTRUCTOR John Leonard
DATES September 12 – 16, 2016
FEE \$340.58
LOCATION McMichael Canadian Art Collection, Kleinburg

65

Build on your technical and conceptual awareness, focusing on contemporary potentials.
There will be an emphasis on personal expression and creativity.



PETERBOROUGH

FLEMING COLLEGE SUTHERLAND CAMPUS, PETERBOROUGH, ONTARIO



SEPTEMBER 17, 2016

Encaustic & Photo Transfer Workshop**

COURSE CODE ARTS1780 SECTION 49
INSTRUCTOR Susan Fisher
DATES September 17, 2016
FEE \$105.32 (+ \$30 material fee payable to instructor)
LOCATION Fleming College Sutherland Campus, Peterborough

Explore techniques that will enable you to combine photographic images with encaustic painting. Gain proficiency with photo transferring, collaging photo images, and the basic techniques of encaustic painting. The creative options are virtually endless. Experience with encaustic or painting in general is not necessary to enjoy this workshop.

Engaging Children & Families through the Arts Workshop**

COURSE CODE ARTS2203 SECTION 49
INSTRUCTOR Julie McIntyre
DATES September 17, 2016
FEE \$105.32 (+ \$20 material fee payable to instructor)
LOCATION Fleming College Sutherland Campus, Peterborough

Instruction is suited to professionals working with young children and families in children's mental health, group homes, child protection, transition housing or community centres. Through interactive art making in pairs and small group format, learn how to engage with children, assisting them in communication through playful art activities. Explore how to help families communicate through art making. Clay, movement, music, and art making will all play a role in your explorations. Bring an open heart, a curious mind, comfortable clothing and a sense of wonder. No artistic ability is required.

Finger-Style Guitar Workshop**

COURSE CODE ARTS483 SECTION 49
INSTRUCTOR Rick Fines
DATES September 17, 2016
FEE \$105.32
LOCATION Fleming College Sutherland Campus, Peterborough

Please note: A general knowledge of chords is required.

This workshop is an opportunity to enhance and increase expression in your guitar playing. Instruction will concentrate on right-hand guitar skills. You will learn some essential finger picking patterns to add colour to your guitar playing. The ability to read music is not necessary as standard notation will not be used.

Free Motion Quilting Workshop**

COURSE CODE ARTS2025 SECTION 49
INSTRUCTOR Jan Anderson
DATES September 17, 2016
FEE \$105.32
LOCATION Fleming College Sutherland Campus, Peterborough

Please note: A basic understanding of the use of a sewing machine is required.

Interpret and enhance your wall hangings, quilts, pillows, garments and more with free motion stitches. This is not a typical free motion workshop – no stippling allowed! Learn to free motion with passion while having fun in a light-hearted and supportive environment. Instruction is suitable for all levels, with sewing machine ability.

Rug Hooking Workshop**

COURSE CODE ARTS1131 SECTION 49
INSTRUCTOR Donna Sproule
DATES September 17, 2016
FEE \$105.32 (+ \$60 material fee payable to instructor)
LOCATION Fleming College Sutherland Campus, Peterborough

Learn the very basics of rug hooking. Skills instruction will be accompanied by lively, on-going discussion of creative design, acquisition of affordable wool, and the ideals of East Coast traditions in rug making.

Wire Sculpture Workshop**

COURSE CODE ARTS416 SECTION 49
INSTRUCTOR Charles O'Neil
DATES September 17, 2016
FEE \$105.32 (+ \$25 material fee payable to instructor)
LOCATION Fleming College Sutherland Campus, Peterborough

Project: Tree on Rock

This course requires the use of simple hand tools (wire cutters, pliers).

Wire sculpture is an exciting and expressive art form. In this workshop you will receive step-by-step instruction to successfully create your project. With a variety of wires (steel, copper, galvanized) this creation is designed for indoor or garden use, and will be a great addition to any setting.

Zentangle® Workshop**

COURSE CODE ARTS1592 SECTION 49
INSTRUCTOR Chari-Lynn Reithmeier
DATES September 17, 2016
FEE \$105.32 (+ \$25 material fee payable to instructor)
LOCATION Fleming College Sutherland Campus, Peterborough

Zentangle is an easy to learn, relaxing and fun way of creating beautiful images by drawing structured patterns. The Zentangle method increases focus and creativity, provides artistic satisfaction, and instills a sense of personal well-being. Learn the history and language of the art form and, step-by-step, construct many "tangles" (patterns). Instruction will develop the ability to use the Zentangle method in your daily life, as a meditative art form, a jump start to your creativity, an enhancement to your journal, to incorporate pattern into your other projects, or simply for fun!

OCTOBER 22, 2016

Acrylic Textures & Dimensions Workshop**

COURSE CODE ARTS2200 SECTION 49
INSTRUCTOR Victoria Wallace
DATES October 22, 2016
FEE \$105.32 (+ \$10 material fee payable to instructor)
LOCATION Fleming College Sutherland Campus, Peterborough

Discover techniques that create the complex, mysterious appearance of depth and texture in works of art. Learn to build layers gradually, both obscuring and excavating previous layers selectively. Play and experiment with intarsia, accretion, incising, excavation, and intaglio as you develop and evolve your artistic skills.

Coloured Pencils & Pastels Workshop**

COURSE CODE ARTS2100 SECTION 49
INSTRUCTOR Marta Scythes
DATES October 22, 2016
FEE \$105.32 (+ \$1 material fee payable to instructor)
LOCATION Fleming College Sutherland Campus, Peterborough

Explore the exciting realm of coloured pencils. Suitable for all skill levels, instruction will address the properties, uses and application of dry and wet coloured pencils. You will also become familiar with various surface supports through discussion and exploration. Value and colour theory will be discussed as they are key to achieving optimal results. Layering of individual colours will be explored resulting in harmonious colour effects. A variety of subjects will be studied but you may bring reference material as inspiration. Techniques will be demonstrated and ongoing feedback provided as requested.

Felting – Intermediate Workshop**

COURSE CODE ARTS2221 SECTION 49
INSTRUCTOR Heidi Hudspith
DATES October 22, 2016
FEE \$105.32 (+ \$25 material fee payable to instructor)
LOCATION Fleming College Sutherland Campus, Peterborough

Please note: This workshop is not suitable for beginners. Some wet felting experience is required.

Further develop your felting skills as you explore three dimensional forms. Resists will be used to create seamless felted objects and both wet and dry felting techniques will achieve various shapes, forms and decorative surface embellishments. Techniques will be applied to create a seamless felted pillow case, clutch or glasses case, and also a sculptural project of choice.

Harmonica – Beginner Workshop**

COURSE CODE ARTS2090 SECTION 49
INSTRUCTOR Carlos del Junco
DATES October 22, 2016
FEE \$105.32
LOCATION Fleming College Sutherland Campus, Peterborough

Discover this remarkable and unassuming little instrument. Learn how to hold the traditional 10 hole diatonic harmonica (the one that Bob Dylan uses as well as the progressive blues players like Little Walter and Paul Butterfield), how to achieve good tone, and the basics of playing single notes: tongue blocking vs. pucker method. Playing an easy train rhythm, a scale and a couple of basic melodies based on the scale will be the goal of instruction. Time and circumstance permitting, an introduction to bending notes will also be included. Instruction is suited to those with no previous experience.

Jewellery – Hammered Mixed Metals**

COURSE CODE ARTS2183 SECTION 49
INSTRUCTOR Amanda Brittin
DATES October 22, 2016
FEE \$105.32 (+ a material fee of approx. \$20 payable to the instructor, depending upon projects chosen)
LOCATION Fleming College Sutherland Campus, Peterborough

Learn to anneal, with a simple handheld butane torch, a variety of metal sheet and to cut, bend and hammer it into beautiful jewellery pieces. Rivets, wraps and tabs will be incorporated into the pieces. Mixing metals and using stones and wire for decorative and functional purpose, there will be time to make two or three pieces. Potential projects include earrings, rings, bangle and cuff bracelets, and pendant necklaces. You are encouraged to bring any stones or materials you want to incorporate into your work. The total material fee will vary with individual projects and materials used.



Natural Home & Body Products Workshop**

COURSE CODE ARTS2120 SECTION 49
INSTRUCTOR Linda Lee Purvis
DATES October 22, 2016
FEE \$105.32 (+ \$60 material fee payable to instructor)
LOCATION Fleming College Sutherland Campus, Peterborough

Using a more natural palette of simple, natural kitchen ingredients to make effective home and body care products, you and your wallet will enjoy the virtues of these clean and green alternatives. This fun-filled workshop will not only provide you with a thorough understanding of how to safely use key ingredients, including pure essential oils, but the accompanying handouts will serve as a handy reference to encourage further exploration at home. Enjoy making a variety of toxin-free body products including: bath bombs, bath salts, fizzy footbath nuggets, sugar body polish, clay face masks, oatmeal bath sachet, foaming hand soap, and a manicure in a jar! Further, mini hot packs for aching muscles will be especially welcomed over the winter months. A selection of chemical-free products for the home make healthier choices over their commercial counterparts: disinfecting surface cleaner, dryer bag and/or moth-deterrent drawer sachet; and a fresh room spray to eliminate odours while slaying germs. You will leave with a bounty of premium products to use at home or give as gifts.

FIVE OAKS

FIVE OAKS EDUCATION AND RETREAT CENTRE, PARIS, ONTARIO



68

A Creative Retreat – Stay and Dine Onsite

Haliburton School of Art + Design is pleased to provide this opportunity for creative immersion in the beautiful and inspirational surroundings of Five Oaks Education and Retreat Centre.

Five Oaks is situated on 116 acres of gorgeous Carolinian Forest and bordered by the Grand River and Whiteman's Creek. Just minutes from the picturesque town of Paris, Ontario it's the perfect location to disconnect from it all and reconnect with what matters most. There are several buildings to accommodate groups of all sizes, each offering its own unique rustic charm and comforts. Known for fresh local cuisine, all meals are served buffet style in a bright dining room that seats up to 100 guests.

Staying on-site:

\$445 – includes overnight accommodation and all meals from lunch on the 27th to lunch on the 30th.

Commuting:

\$290 – includes lunch and supper each day of the program.
Please note evening hours.

How to Register:

1. Register for the course and pay full tuition with Haliburton School of Art + Design.

By telephone with Visa or MasterCard
1.888.353.6464 ext. 3

Online at www.hsad.ca

By mail HSAD, Box 839 Haliburton, ON K0M 1S0

* Note: this fee applies to the 2015/16 academic year and is subject to MTCU increases

2. Contact Five Oaks to pay for your choice of meals and accommodation, either overnight or commuter rate listed above: Call the Five Oaks office at 519-442-3212 or email registrar@fiveoaks.on.ca

SEPTEMBER 27 TO 30, 2016

Introduction to Expressive Arts^M

COURSE CODE ARTS112

SECTION 42

INSTRUCTOR Julie McIntyre

DATES September 27 – 30, 2016

TIME Tuesday, September 27, 10:30am to
Friday, September 30 at 12:30pm.
Further detail in student letter.

FEE \$340.58 (+ \$20 material fee payable to instructor)

LOCATION Five Oaks Education and Retreat Centre,
Paris, ON

To register for this course you must meet the admission requirements for the Expressive Arts Graduate Certificate Program. Details available on page 9. This course is a mandatory credit toward Fleming College's Expressive Arts Certificate. It is not a mandatory credit toward Fleming College's Visual and Creative Arts Diploma.

"Sitting quietly, doing nothing, spring comes and the grass grows by itself." (Zenrin).

When we provide the right conditions for ourselves, we open the door to growth. Tapping into our creativity provides a natural source of imagery and energy to use for healing and personal expression. This course will introduce you to the theory and practice of the expressive arts. If you are working in the human service field, you will learn about the applicability of visual arts, music, writing, movement and theatre to your work settings.

HALIBURTON IN THE FALL

Registration for Fall courses will be accepted as of July 4, 2016.

Fees quoted in the Fall 2016 session apply to the 2015/16 academic year and are subject to Ministry of Training, Colleges and Universities increases.

SEPTEMBER 19 TO 23, 2016

Photographic Landscapes – The Big Picture

COURSE CODE ARTS2180 SECTION 41

INSTRUCTOR Rob Stimpson

DATES September 19 – 23, 2016

FEE \$340.58

Please note: This course is not suitable for beginners. Knowledge of your camera and photo imaging software is essential.

The landscapes of the Haliburton Highlands are varied and diverse. From vistas overlooking unbroken forest to the wealth of lakes and rivers, explore photographic techniques utilizing these scenes for inspiration. Good photographs are made, not just taken. Use three techniques; pre-visualization, image capture, and post processing to recognize an existing composition and capture it effectively. Instruction will address camera functions, combined functions, and lens selection. Photo imaging software will then take your efforts to the next level. The differences between and suitability of documenting or interpreting a photograph will be discussed. Course content will include assignments, image sharing, and constructive critiques. Large format printing will be available on a fee for service basis.

**REGISTER
ASAP!**

Waiting until the last minute limits your choice of courses and may cause unnecessary disappointment.

See registration details on [page 89](#).

OCTOBER 24 TO 28, 2016

Contemplative Photography – Ways of Nature

COURSE CODE ARTS2228 SECTION 41

INSTRUCTOR John McQuade

DATES October 24 – 28, 2016

FEE \$340.58

In Eastern contemplative traditions nature has been a way to spiritual insight. The way of the seasons reflects the seasons of our life. Instruction introduces a contemplative approach to nature and will include topics such as contemplative landscape, eastern aesthetics, Impressionism and visual haiku. Eastern aesthetics such as brush painting, poetry, haiku, Zen, and more will also be explored. Your images will display the same resonance and form of these contemplative arts: simplicity, space and purity. Through this practice one discovers a natural elegance and serenity. Previous photographic experience is not required.

Florals – Big & Bold

COURSE CODE ARTS2097 SECTION 41

INSTRUCTOR Marianne Broome

DATES October 24 – 28, 2016

FEE \$340.58 (+ \$5 material fee payable to instructor)

Please note: This course is not suitable for beginners. Previous experience in acrylics is recommended.

This exciting course is an opportunity to paint glowing, close-up flowers in acrylics. Dramatic florals will be painted in a realistic manner as well as explored through a looser approach. Daily demonstrations of huge floral paintings, accompanied by detailed explanations of techniques will support individual creativity. Instructional emphasis will include 'seeing' the parts of the flower, attention to drawing floral anatomy, colour mixing, values, brushwork, soft blending on petals, achieving depth and harmony, handling the background, and much more. Lots of individual assistance will be available in an encouraging environment. Many different reference photos are provided but you are also welcome to bring your own.

FALL 2016

HALIBURTON

69



Landscape Painting – Inside & Out

COURSE CODE ARTS2232 SECTION 41
INSTRUCTOR John Anderson
DATES October 24 – 28, 2016
FEE \$340.58

Please note: This course is not suitable for beginners.

Learn to create from a reference photo. Explore the process of creating great landscape compositions from photo references. Using your camera to see as a painter and printing the results for reference will provide the basis for studies. Employ a variety of techniques and develop a number of approaches to successful paintings. You are welcome to work in oils or acrylics.

Painting – Colour & Light

COURSE CODE ARTS1934 SECTION 41
INSTRUCTOR Janine Marson
DATES October 24 – 28, 2016
FEE \$340.58 (+ \$6 material fee payable to instructor)

Learn to see colour as value in black and white and how to identify value and intensity as they relate to colour. Develop your design skills with a keen eye to create stronger compositions by organizing how you pattern analogous or contrasting values and intensities together in your work. Create expressive mood in your paintings by using these methods to expose subtle nuances as well as learn to identify colour temperature and how to mix fresh clean colour. Discover the mysteries of making better value and colour choices to fill your paintings with energy, colour and light. Subject matter will range from nature-based and representational to realist. You can choose to work in the media of heavy body, fluid or high flow acrylics, watercolour or pastels. Demonstrations, practical colour theory, group discussion, as well as opportunities for one-on-one instructor interaction ensure a sound knowledge in the working methods of these exciting mediums.



As in life, art requires courage to keep going; doing so is a discovery of what one is made of inside. A quote from Winston Churchill has always been an inspiration. “Success is not final, failure is not fatal; it is the courage to continue that counts.”

– JANINE MARSON

Quilts – Colour & Design

COURSE CODE ARTS2193 SECTION 41
INSTRUCTOR Elizabeth Abbott
DATES October 24 – 28, 2016
FEE \$340.58 (+ \$45 material fee payable to instructor)

Become comfortable with colour by working with solids and prints in different colour combinations. Explore the use of value, the most important component of good quilt design. Work with back and whites and a bit of colour and create free form quilts to learn about design and colour together. Whether you are a beginner or a seasoned quilter in traditional designs, you will learn to be more free in choosing colour and more comfortable in working with your designs.



I have found that my students enjoy the “step by step” style of instruction followed by “artist choice” time to experiment with the new technique on their own.

– MARG MCINTYRE

Watercolour Basics

COURSE CODE ARTS2233 SECTION 41
INSTRUCTOR Marg McIntyre
DATES October 24 – 28, 2016
FEE \$340.58 (+ optional \$50 material fee payable to instructor)

Discover the beauty of watercolour. In an encouraging, relaxed atmosphere and through step-by-step instruction, learn about different types of paper, brushes and paints. Colour mixing, watercolour washes and several painting techniques will be covered and you will also benefit from some basic drawing and composition lessons. Daily demonstrations and continuous feedback will complement instruction.



Chain Bracelet Workshop**

COURSE CODE ARTS1677 SECTION 41
 INSTRUCTOR Susan Watson Ellis
 DATES November 5, 2016
 FEE \$105.32 (+ a material fee of approx. \$40 payable to the instructor, depending upon projects chosen)

Learn to form, saw and connect silver links to construct a multiple link bracelet such as the King's Chain, Parallel Chain, or Chain Mail. Sterling silver will be available for purchase from the instructor or you may bring 10 to 12 feet of 1 mm, 1/2 hard sterling silver wire.

Embroidery for Crazy Quilting Workshop**

COURSE CODE ARTS1593 SECTION 41
 INSTRUCTOR Chari-Lynn Reithmeier
 DATES November 5, 2016
 FEE \$105.32 (+ \$30 material fee payable to instructor)

Learn many of the traditional crazy quilt embroidery stitches including the Feather, Herringbone, Button hole, Cretan, Lazy Daisy and French Knot. Using silk ribbon you will also create the Spider Web Rose. Beginning with an easy and effective method of hand piecing a crazy quilt block you will continue to embellish with embroidery stitches, learning how to incorporate lace, embroider with beads and apply charms and buttons. You will complete your block by combining stitches to create new patterns.

Folded Metal Ornaments Workshop**

COURSE CODE ARTS888 SECTION 41
 INSTRUCTOR Todd Jeffrey Ellis
 DATES November 5, 2016
 FEE \$105.32 (+ \$55 material fee payable to instructor)

Start your season by making an assortment of unique metal Christmas ornaments for your tree. Through simple metal forming techniques you will fold, bend and twist wire rod and sheet metal into colourful tree decorations suitable for indoors and outdoors. Your creations will become treasured family keepsakes!

Natural Home & Body Products Workshop**

COURSE CODE ARTS2120 SECTION 41
 INSTRUCTOR Linda Lee Purvis
 DATES November 5, 2016
 FEE \$105.32 (+ \$60 material fee payable to instructor)

Using a more natural palette of simple, natural kitchen ingredients to make effective home and body care products, you and your wallet will enjoy the virtues of these clean and green alternatives. This fun-filled workshop will not only provide you with a thorough understanding of how to safely use key ingredients, including pure essential oils, but the accompanying handouts will serve as a handy reference to encourage further exploration at home. Enjoy making a variety of toxin-free body products including: bath bombs, bath salts, fizzy footbath nuggets, sugar body polish, clay face masks, oatmeal bath sachet, foaming hand soap, and a manicure in a jar! Further, mini hot packs for aching muscles will be especially welcomed over the winter months. A selection of chemical-free products for the home make healthier choices over their commercial counterparts: disinfecting surface cleaner, dryer bag and/or moth-deterrent drawer sachet; and a fresh room spray to eliminate odours while slaying germs. You will leave with a bounty of premium products to use at home or give as gifts.

Nuno Felting Workshop**

COURSE CODE ARTS1742 SECTION 41
 INSTRUCTOR Susan MacDonald
 DATES November 5, 2016
 FEE \$105.32 (+ a material fee of approx. \$25 payable to the instructor, depending upon projects chosen)

Create a unique one-of-a-kind, show stopping work of art with a little fibre, a little silk, some soap and water, and a few simple processes. Learn about an ancient craft that's fashionably at home in this modern world. Your project can be adapted to make a scarf, neck warmer, tube/ring scarf, table runner, bed end or virtually whatever you can imagine.

Painted Floor Cloths Workshop**

COURSE CODE ARTS405 SECTION 42
 INSTRUCTOR Amanda Brittin
 DATES November 5, 2016
 FEE \$105.32 (+ \$35 material fee payable to instructor)

A floor cloth can be funky and whimsical or created to match interior décor. You will have complete freedom to design in your own personal style with lots of help from the instructor. Basic painting techniques such as colour- washing and stencilling will be taught in addition to more detailed hand-painting tips. Enjoy a fun and stress-free workshop that results in a wonderful piece of art for underfoot.

This workshop will run simultaneously with Painted Floor Cloths Advanced Workshop. Please clearly indicate which level you're registering for.

Painted Floor Cloths Advanced Workshop**

COURSE CODE ARTS1280 SECTION 41
 INSTRUCTOR Amanda Brittin
 DATES November 5, 2016
 FEE \$105.32 (+ \$35 material fee payable to instructor)

Please note: This workshop is not suitable for beginners.

Expand your skills and knowledge as you learn to fabricate floor cloths in alternative shapes and non-linear dimensions. Advanced painting techniques, decoupage, and image transfer applications will be explored. You will be encouraged to develop more advanced design planning and painting skills.

This workshop will run simultaneously with Painted Floor Cloths Workshop. Please clearly indicate which level you're registering for.

Printmaking – Woodcut Workshop**

COURSE CODE ARTS2181 SECTION 41
 INSTRUCTOR Marta Scythes
 DATES November 5, 2016
 FEE \$105.32 (+ \$10 material fee payable to instructor)

Learn the processes of carving an image into a wood plate, inking the surface, and hand printing multiple copies of your image. Subject choice and exploring personal style will be encouraged. This introductory relief printmaking workshop is open to all levels.



Change: if not now, then when?

– LINDA LEE PURVIS

Visual and Creative Arts Diploma (VCAD)

Your summer school courses count toward the Visual and Creative Arts Diploma.

Week-long adult courses count as electives for the Visual and Creative Arts Diploma.

You may be surprised by the number of credits you've accumulated.

12 electives + a two-week capstone course + 14 foundation credits = VCAD

If you would like to pursue the diploma you can acquire the required foundation courses in just two semesters, from September to April.

The Visual and Creative Arts Diploma program is unique in its focus on the development of the art student as an individual. It provides students the opportunity to learn the fundamental practices of not only making their art, but looking, thinking and talking about it, within a flexible delivery framework that supports their personal strengths, interests and preferences.

Visit
**[flemingcollege.ca/programs/
visual-and-creative-arts-diploma](http://flemingcollege.ca/programs/visual-and-creative-arts-diploma)**
for full details.



Your INSTRUCTORS

74

Beth Abbott has studied a wide variety of fibre arts for at least 40 years, taking dozens of courses and workshops, and developing her own work. She is a graduate of the Fibre Arts Certificate program from St. Lawrence College, Kingston. Beth also earned a Master Spinner Certificate from Georgian College, Owen Sound, in 1990 and has delivered workshops in Canada and the US. She has won many awards for her work and is the author of *Icelandic Fleece – A Fibre for All Reasons* (2001). Beth taught high school and adults for 33 years, retiring to a second career teaching and writing about fibre arts. Since then she has taught workshops and developed her own work. She brings a long love of fibre arts, fabrics and fibres to her courses.

Duncan Aird is a practicing studio potter, dedicated to creating functional pottery for everyday living. He explores glaze movement through the use of slip and texture in both oxidation and wood firings. His work has been exhibited in both group and solo exhibitions, nationally and internationally, where it has been among the award winners. Duncan has been teaching ceramics for more than a decade at the Dundas Valley School of Art as well as Mohawk College, where he is currently also the Ceramics Technician. www.airdpottery.com

Hazel Alexander graduated with distinction from the Ontario Handweavers and Spinners Spinning Certificate Course. She enjoys teaching all levels of spinning from beginning to more advanced skills, including designer yarns and various fibres such as cotton, camelid fibres, silk and mohair blends. Hazel enjoys spinning a wide variety of fibres and exploring new techniques to showcase them.

Markus Alexander is a pioneer in the field of expressive arts. Since 1985, he has worked with students from over 20 countries, focusing on the heart of cross-cultural values. He is senior faculty at the European Graduate School in Switzerland and has taught there since its inception in 1996. His focus is on individual as well as community resilience through art-making which includes dance theatre, music, painting, poetry and prose, as well as sculpture. Originally from New York, he now resides in Edmonton where he is director of World Arts Organization, focusing on training people in low skill/high sensitivity work for Global Health. This year he will teach in Hong Kong, Ireland and Malta. www.worldartsorg.com

Yves Ameline is a graduate of Queen's University and l'Ecole des Hautes Etudes Commerciales in Paris, France. His artistic career began at age 10 when he was given his first camera, and blossomed after he retired from a 33 year business career and began studying at the Haliburton School of The Arts. His award-winning acrylic paintings have been exhibited in countless juried shows and several solo shows. An enthusiastic teacher and passionate student of art history, he has had extensive teaching experience, most notably at York University, both in the MBA program and the Division of Executive Development.

Jan Anderson became a committed fabric artist-quilter after taking her first course at the Haliburton School of The Arts. After experimenting and creating with glass, wood, stone, paper and wire she is addicted to the texture, diversity and colour of textiles. Jan manipulates wax, wool rovings, rust, paint, dye, pigment, canvas, cotton, origami, embellishments, and more to produce unique wall hangings. She has over seventeen years of teaching experience at colleges and universities in Ontario and is recognized for her passion, creativity and innovation, touched by humour and motivation. www.bytheriverstudio.ca

John Anderson is a veteran studio and on-location painter. His excitement about the language and the process of painting is infectious. When not fulfilling his duties as District Sales Manager for Curry's Art he is painting or teaching. John's first major influence was the work of Andrew Wyeth; later it was the Group of Seven and Tom Thomson. His interest in the work of North American impressionists such as Aldro Hibbard was followed by interest in contemporary plein air painters like Matt Smith, David Curtis, Trevor Chamberlain, Kevin MacPherson and Richard Schmid. John's work is a blend of many of these painters', along with his own interpretation of light and colour. His work focuses on strong compositions filled with the mood of the moment. Light is fleeting – its impact leaves a profound impression – learning to see that and capture it in paint is his passion. John is represented by Ethyl Curry Gallery in Haliburton, Marlowe Gallery, Barrie, Double Doors Gallery, Anten Mill, Blue Mountain Foundation for the Arts Gallery in Collingwood and Riverside Gallery, London, UK. www.johndavidanderson.ca

Haliburton School of Art + Design
Faculty Exhibition "Wanderlust"

July 2–31, 2016



Welcome Students! Meet & Mingle Tuesdays

July 5, 12, 19, 26 4:30–6 pm ~ Gallery admission by donation
23 York Street, Haliburton Village Tues–Sat 10–6, Sun 12–4

Bringing art to life in Haliburton! www.railsendgallery.com

Michael Bainbridge worked for ten years as a cameraman and director of photography in film and TV before switching full-time to still photography. Since then, his work has been sold privately, exhibited publicly, and featured internationally. He now specializes in art and specimen photography for museums and private collectors. Michael is a frequent guest speaker at major conferences in his field, teaches photography and digital manipulation regularly, and does Photoshop work and pre-press processing for other photographers. www.theoccurrence.ca

Friedl Ballaban, B.A. Hon., B.Ed., is a graduate of the OHS Spinning Certificate Programme (Haliburton School of The Arts 2008) and has volunteered as the OHS Spinning Education Chair (2009-2013). She enjoys working with spinners and knitwear designers from Europe and translates patterns for publication from German to English. Friedl combines her expertise from a "lifetime" in corporate business and the classroom with the creative and therapeutic aspects of spinning. She teaches new spinners of all ages and loves to participate in spinning demonstrations and competitions. Friedl is a member of spinning guilds in Ontario, Europe and Australia.

Elisha Barlow holds a Visual Arts Honours Degree from the University of Western Ontario and is a graduate of the Fibre Arts certificate program at Fleming College's Haliburton School of The Arts. Her primary focus is in the areas of drawing, silk-screen printing and felting. Much of her work addresses landscapes and animal imagery with a quirky, rustic twist.

Scott Barnim has 40 years of experience as a potter. His initial training was as an apprentice and culminated with an MFA from the Cardiff Metropolitan University in Wales. His work is included in public and private collections in Canada and throughout the world. Scott teaches part time at Sheridan College's new BA Ceramics program. The Barnim Pottery studio production is a comprehensive line of lively decorated reduction fired stoneware, which can be found in selected shops and galleries, or at his studio showroom. Scott also produces Islamic reduced pigment lusterware, an exquisite body of work available at his showroom, or through gallery exhibitions. www.scottbarnimpottery.com

Verity Barrett has a Master's Degree in Social Work and has spent over 25 years working with children, youth and their families as a parent therapist, CAS worker and a counsellor in children's mental health clinics. Verity, who specializes in trauma, has used Sandtray-Worldplay extensively for the past 17 years in her work with children, youth, and their families.

Lisa Barry is a graduate of Sheridan College's Ceramics Program and has also achieved a BFA from the Alberta College of Art and Design. Lisa has a broad range of experience with various pottery techniques as well as kiln firing processes. An artist of note, she has exhibited nationally and continues to develop herself as an artist through workshops and learning opportunities. Lisa brings a passion and energy to her teaching that ensures a lively and creative atmosphere for her students.

Robert Bateman's realistic painting style, featuring wildlife in its habitat, encourages the viewer to closely observe the natural world. Besides being one of Canada's best-known artists, he is a naturalist, recognized by the Audubon Society as one of the 20th century's "heroes of conservation." He is a spokesman for many environmental and preservation issues, using his art to raise millions of dollars for these causes. Robert's honours and awards are numerous, including Officer of the Order of Canada. He has been awarded 14 honorary doctorates and has three schools named after him. He has been the subject of many films and books that include *The Art of Robert Bateman* (1981), *The World of Robert Bateman* (1985), *An Artist in Nature* (1990), *Natural Worlds* (1996), *Thinking Like a Mountain* (2000), *Birds* (2002), *New Works*, (2010), and *Life Sketches* (2015), as well as several children's books.

Wendy E. Bateman teaches weaving, spinning, braiding, creativity, textile science, and colour and design for textiles. She is a graduate "with distinction" from the Ontario Handweavers and Spinners Spinning Certificate program, a Master Spinner, a graduate of Sir Sandford Fleming College's Visual and Creative Arts Diploma Program and has been the owner of Fibres WEB studio for over 40 years. She has received numerous design, originality and judges' choice awards for her work and enjoys travels while teaching her craft and sharing her environmental ideas. A recipient of the Enviro Hero for the Arts Award and an OHS Merit Award she is recognized and for being environmentally attentive through her art practice.

Margaret Lorrie Beaton, MA, is an expressive arts practitioner/facilitator, an artist, and a grief counsellor. She is a graduate of the Expressive Arts Graduate Certificate Program at Fleming College. Much of Margaret's work focuses on grief and offering bereavement support to individuals and groups after a death. She uses expressive arts to empower individuals to express and process their emotions. Margaret also encourages creativity and imagination in children through arts programming and community arts projects. www.lorriethecreativeexplorer.com

David Berger, BA and MES, is an eco-philosopher who assists students and educators to bridge the gap between information, experience and the environment. He is the principal and co-founder of Avenue Road Academy, an alternative high school that specializes in individualized education. For seven years he was a professor at York University, and he is also the co-director of Spiritfest, a long-running, annual community arts festival. Over the past 25 years, David has worked with corporate groups, schools, and individuals in the delivery of workshops, teacher trainings, and personal development courses. His book *Eco Leadership: The Power of the Circle* was published in 2006.

Annette Blady Van Mil is a graduate of OCADU. For many years, she has worked as an architectural and interior designer on projects all over North America, but painting has always been her first love. Annette has spent several years developing her unique approach to painting using mixed media, found objects, stained glass and encaustic. It is this diverse and open-minded approach to media and materials that inspires her mosaics and artwork. The popularity of the style she has developed has allowed her to pursue art on a full-time basis. www.annetteblady.com

Jim Blake works as a facilitator, consultant, educator and storyteller. Over the years he has created and performed numerous historically-based stories using a wide variety of source materials – journals, recordings, maps, artefacts, newspaper articles, and historical records. From 2003-2013 he was the curator of the 'Fabled City – The Lost Stories of Toronto', a series of storytelling performances recounting parts of Toronto's history done in collaboration with the City of Toronto Museums and the Toronto Festival of Storytelling. Jim served as the Chair of the Storytellers School of Toronto from 1996-2002 (now Storytelling Toronto) and was Chair of the Toronto Festival of Storytelling from 2001-2003.

Linda Kristin Blix studied printmaking at the University of Manitoba's School of Fine Art, Toronto School of Art and Open Studio Printmakers Centre. A passion for figure drawing and painting was acknowledged with her Honours Diploma from the Ontario College of Art and Design, Painting and Drawing Department. Her strong conviction that art is essential for a balanced and fulfilling life has inspired her teaching of adults and children in numerous art institutions, galleries and schools throughout Ontario. She also taught screen printing at Open Studio for five years. Linda's work combines multiple creative techniques in unique ways and has been widely exhibited. www.lindakblix.com

Harriet Boon is a spinner, dyer, retired sheep farmer, weaver and retailer. She earned her Master Spinner certification in 1976 and has been instructing in Spinning Certificate programs ever since. Since the 1970s, she has been involved with *FIBRES* – from source to finished article – in co-operation with numerous organizations in Ontario and the US. She is continuing self-education in the fibre and natural dye field with classes in Canada and abroad.

Amanda Brittin's educational and work background in archaeology and museum exhibition design inform her artistic choices in that she looks to both functionality and beauty in the objects she creates. Whether designing a canvas floorcloth, a whimsical mosaic mirror, or a chunky silver, gold and opal ring, both the practical aspects and the visual beauty of the piece are considered. Amanda is currently working with highly variegated American southwest turquoise in her silver and copper jewellery pieces. www.etsy.com/ca/shop/AmandaBrittin

Marianne Broome, a full time artist and popular instructor, is known for her realistic paintings of flowers, impressionistic landscapes and her abstracted work. She has received numerous awards for her paintings in juried exhibitions. Marianne shares a wealth of information with her students through daily demonstrations and discussions. There is always lots of one-on-one assistance and encouragement at the student's own level while leaving the door open for individual creativity. www.naturesedgestudio.ca

October Browne has been playing guitar for more than 30 years and singing for 20. She has recorded four CD's on which she plays guitar, mandolin, cittern, bodhran and fiddle. Her composition "Waterford Girls" was chosen as the first track on the Borealis Records release "Six Strings North of the Border" in 2006. October can also be heard on compilations with artists such as George Michael and Bruce Cockburn. She has become known for her intimate, heartfelt guitar instrumentals, emotive singing, and is one of a small handful of women who play fingerstyle guitar professionally. October has played around the world in various musical capacities that range from musical director and band member, to accompanist and soloist. She has performed and toured with artists such as Oliver Schroer, Owen Pallett, Loretto Reid, Kirk Elliott, The Hidden Cameras, Madlove, The Harbord Trio, Cindy Thompson, Jamie Snider, Pat O'Gorman and Andy Stochansky, Anne Lederman, Brenna MacCrimmon and Laurel MacDonald. Recently October has been touring North America as a solo artist as well as in a duo with P.E.I. jazz singer Teresa Doyle, and with Celtic band 'Nollaig'. www.octoberbrowne.com

Andrew Bullock is a lifelong beadwork researcher and has been creating and restoring Indigenous beadwork for decades. This award-winning craftsman has been featured in *Reading Native Art*; at Mt Kearsarge Indian Museum, located in Warner NH, where he is a Founding Trustee. His work can also be found at Robbins Museum of Archeology, and in private collections throughout North America. A Trent University Alumni, Andy has facilitated Traditional Teachings and workshops at Trent University, University of Ontario Institute of Technology and the Canadian Canoe Museum. His professional experience includes founding and being the past owner of Wandering Bull, Inc., a supply house featuring top quality beadwork, supplies and reference material. Currently, Andy is developing a series of instructional workshops designed to share his talent and appreciation for Traditional Beadwork. www.redleafbeads.com

Toni Caldarone is an artist, instructor and freelancer. She has been teaching children and adults since 2005, currently through TDSB's ConEd Learn4Life program and Neilson Park Creative Centre in addition to Haliburton. Toni is a mixed-media expressive artist where her life's journey and her creative vision have allowed her the opportunity to translate her skills into hands-on experiences for her students. She sells her artwork through gallery exhibitions, art fairs, commissions and private sales. Her mission statement is: 'To encourage creativity through positive energies'. www.stonesbytoni.com

Kate Carder-Thompson holds a Bachelor of Fine Arts from Concordia University and a Bachelor of Education from the University of Toronto. A former secondary school teacher, Kate has instructed courses and lectured at several public art galleries in South Western Ontario. Kate is a member of the Fibre Arts Certificate faculty at the Haliburton School of The Arts, teaching fundamental sewing skills, project design and surface alteration techniques such as embroidery. Her recent artistic practice involves using embroidery as a means of disrupting the symbolically loaded patterns associated with specific cultures. www.katecarderthompson.wordpress.com

Helen Cho received a MA in Fine Art from Goldsmiths College, University of London (UK) with a scholarship from Arts and Humanities Research Council (UK). Her artworks have been exhibited at Künstlerhaus Bethanien, Berlin; Kunstverein Wolfsburg, Berlin; Kumho Museum, Seoul; National Museum of Contemporary Arts, South Korea; Artspeak, Vancouver; Article, Montreal; Galerie Martin van Zomeren, Amsterdam; and Galerie Magnus Müller, Berlin, among others. She has participated in artists-in-residences at Ssamziespace, Seoul; the Banff Centre, Banff; and European Ceramic Work Centre, Oisterwijk, the Netherlands. She is a recipient of numerous grants from Canada Arts Council, Ontario Arts Council and Toronto Arts Council. www.helencho.net

David Clarkson has exhibited his multimedia artwork internationally since 1980. His work has been reviewed in *Artforum*, *Art in America*, *New York Times*, and many other publications. He has also been featured in various exhibition catalogs and books among which are *Abstract Painting in Canada* (2007) and *Post-Hypnotic* (1999). He has written about contemporary art in *Flash Art*, *Canadian Art*, and other well-known magazines. Recently he contributed to *Sarah Charlesworth: Doubleworld* (2015), a retrospective catalog published by The New Museum in New York. David teaches in the Faculty of Art, and Interdisciplinary Graduate Studies Program of OCAD University, Toronto. www.davidclarkson.info

Neil Z. Cox's primary interest is figurative sculpture. He's fascinated with storytelling and fleshing out some of the breadth and subtlety of feeling in his pieces. His training includes working with a number of esteemed artists in Canada as well as abroad. While he works primarily in wood, stone, and bronze, he also enjoys a number of other media including computer graphic modelling, snow, ice, and clay. www.zaleski.ca/cox

Terry Craig is a former Harbourfront glass studio resident and a Sheridan College graduate. He has worked with hot glass for over 20 years and in that time has worked for and in many of North America's finest glass studios including Pilchuck in Seattle, WA. and The Studio at the Corning Glass Museum in Corning NY. Terry was the studio technician at the Mississauga Living Arts Centre for four years until he relocated to the Haliburton area where he now runs his own glass studio, designs glass studio equipment, lectures and writes about studio safety and ergonomics. Terry also designs glass studio equipment, lectures and writes about studio safety and ergonomics. He has been an instructor and teaching assistant at the Haliburton School of The Arts since 1995. <http://artechstudios.ca>

Art Cunanan, C.S.P.W.C., revels in the varied landscape of Ontario. Best known for his effective and sophisticated use of light, his watercolours sparkle with freshness and spontaneity. Art conducts watercolour workshops all across Canada, the US and Europe and has work represented by Canadian galleries. Private and corporate collections in Canada, the US, Australia, Philippines and Europe house his paintings. www.artbcunanan.com

Jay Dampf's classes attract both the curious beginner and the more experienced artist because he has an ability to create an atmosphere of infectious enthusiasm and relaxed, constructive learning. At present, he teaches 13 classes weekly in a variety of media, techniques and personal pursuits, as well as weekend seminars in drawing, painting, and drawing for woodcarvers. His

reputation has recently earned him invitations to judge wood-carving shows, as well as the Award of Teaching Excellence from the Toronto Board of Education. Jay's art has won many awards in Canada and the US, and virtually all of his works are hanging on walls across North America. His artistic interests are as varied as his education and experience, which include the prestigious, specialized art program at Central Technical School, and George Brown College's Fine & Commercial Arts program, followed by several years in the advertising and design industry. Jay's interests in wildlife, art and archaeology have sparked extensive travels through Africa, South America and Europe. These sources of inspiration are reflected in his continuing artistic growth.

Roslyn Darling has been a hand spinner and yarn designer for many years. She particularly enjoys the contrast between spinning bulky wool yarns for rug hooking floor mats one day, and then spinning fine silk, cotton and linen threads for knitting and weaving the next. Blending colours and fibres are an endless source of pleasure. She is an incorrigible collector of fleece, spindles and wheels. Roslyn completed the OHS Handspinning Certificate Program in 2014. She is a member of the Toronto Guild of Spinners and Weavers, and currently serves as the Spinning Education Chair for the Ontario Handweavers and Spinners. Roslyn enjoys teaching spinning and fibre preparation techniques to all ages, in many different venues.

Philip Davis has been fascinated by musical instruments for a very long time. Early attempts at building an instrument of any kind were note-worthily bad. Probably because of this, he took it rather seriously and studied in Toronto, then London, England, and later Frankfurt, Germany to 'get it right'. Philip now sees instrument making as more of a personal exploration but can cover a wide range of techniques and strategies for finding the right personal musical goal. As a maker, he is represented by instruments and bows across Canada, the US, England, and Germany. He has maintained a professional practice of building and restoring since 1985 and has taught musical instrument construction since 1980 at OCAD University and since 1997 at the Haliburton School of The Arts.

Holly Dean acquired her artistic knowledge and skills through an amalgam of life experience, workshops, exploration, study, practice and extensive research and, is, for the most part, self-taught. Now Holly teaches art workshops and courses in her Merrickville studio and on the road. Her friendly and nurturing teaching style encourages students to get in touch with their intuition and share in her joy of exploration and play in art. Holly's own art comes to life in layers of colour, texture and words. She finds inspiration in classical and fantasy literature, abbey ruins, ancient trees and nature in all her aspects. Her paintings are often abstract, with great depth and mystery. www.hollydean.com

Carlos del Junco is one of those players whose music is so advanced that when it comes to awards, it's either retire the category or rephrase the question to "Best Harmonica Player Not Named Carlos". This includes two Gold Medals from the Hohner World Harmonica Championship in Trossingen, Germany, as well as multiple national awards. To say he plays the harmonica is like saying "Jimi Hendrix plays guitar". He blows the blues harp through a prism – suddenly it seems he's holding every colour in the musical rainbow right there in his hands. Carlos has been touring in Canada, the US and Europe for the last 15 years and has also taught extensively, both privately and small workshops. This will be a unique opportunity to learn from one of the world's best diatonic harmonica players. www.carlosdeljunco.com

Glenn Diezel has been a busy timber framer since 1979 and runs a timber frame and woodworking company. A lifelong member of the Timber Framers Guild of North America, he has been involved with and has instructed at many of the guild's workshops and projects throughout Canada and the US.

Gary Diggins has maintained a private therapeutic practice for over three decades. His approach combines counselling with 'soundwork as soulwork'. He has taken his processes to African communities affected by conflict and, for the past two years, has been bringing the work to communities and institutions in Israel, such as Hebrew University. As a multi-instrumentalist, Gary has composed for film, recorded on dozens of projects, and performed internationally. He is currently also involved in the arts centre, Silence. His book, *Tuning the Eardrums*, has been published by Friesen Press. www.garydiggins.com

Judith Dingle is a full-time textile artist. Since 1978 her work has been exhibited in solo and group shows in Canada, the US, Europe, New Zealand, Japan, and Taiwan. She is well known for her architecturally scaled quilted wall hangings and textile constructions commissioned for residential and corporate interiors. Corporate clients include Seiko, Xerox, Rolex, Bristol Place Hotel, C-I-L, Extendicare, and a 15' x 8' silk donor quilt for the Yee Hong Wellness Foundation. Her work is also located in many public collections such as the Textile Museum of Canada in Toronto, the Claridge Bronfman Collection in Montreal and the National Museum of Civilization in Ottawa, as well as in private homes throughout the world. She has won acclaim and awards for her work, including Canada Council and Ontario Arts Council awards and her flat and constructed quilts have been widely published in magazines and books such as *The Art Quilt* by Robert Shaw. Judith is a respected teacher and lecturer who has taught extensively for over 25 years and is known for providing a supportive atmosphere for development and exploration.

Atanur Dogan is a graduate of the Fine Arts program at the Dokuz Eylul University in Buca, Izmir, where he specialized in water-colour and sculpture. His portraits reflect an acute awareness of character and are distinguished by a unique rendering of his subject's face and hands. He has exhibited his work throughout Turkey and in Zurich, Paris, and London, as well as in Taiwan and Japan. In North America, his work has been shown in New York, Los Angeles, Portland and Seattle; Toronto, Ottawa, Calgary, Edmonton, Victoria, and numerous showings in Vancouver. In 2004, the Portrait Society of Canada selected Atanur as one of five portrait artists, deemed best in the world. He was also invited by the Portrait Society of Canada to be the demonstrating portrait artist at the "2004 International Portrait Arts Festival" held in Toronto. Atanur has maintained an active membership in the Federation of Canadian Artists and Oakville Art Society. www.doganart.com

Suzi Dwor has a Master's in Art Education and has studied in the US, Paris, and Mexico. An accomplished artist and teacher, she taught Fibre Design at Buffalo State University and is currently working in a program called "Learning Through the Arts" in the Niagara public schools. Her students describe her as extremely creative, intuitive, knowledgeable, and energetic. Suzi makes paper of incredible colour and quality that is used for collage and three-dimensional works of art. She trained in paper-making and fibre design at Kent State, Ohio; Cleveland Institute of Art, Fleming College, Fibre program and Buffalo State University. Suzi also runs workshops for Wellspring Cancer Centre and Niagara Mental Health, as well as private retreats. Her achievements are many and include juried exhibits and workshops at the Albright Knox Gallery, Buffalo; Canada Koffler Gallery, Toronto; Rodman Hall, St. Catharines; Jordan Art Gallery; 100 American Craftsmen, NY; as well as across the US and southern Ontario.

Todd Jeffrey Ellis received an arts diploma from Niagara College in 1970 and completed his degree at OCADU attaining his B. Des. He has worked extensively in various areas of the arts: teaching, directing, and set, prop, and furniture designing. His love of metalwork took hold when he discovered chasing, repoussé, and the moving of metal in 1995. Since that time he has studied at OCADU, George Brown College, the Haliburton School of The Arts and through extensive studies with such renowned masters as Lois Etherington Betteridge, Brian Clarke, Charles Lewton Brain, and Don Stuart. In 2000 Jeffery was

awarded 'Best Holloware Award' in the Metal Arts Guild's 'Under Glass' Exhibition. In 2003 he participated in a group exhibition at Metalurge in Toronto, which showcased his expertise in the decorative form. He has taught at Niagara College, York University, Toronto Teacher's College, and the Haliburton School of The Arts, and served on the executive of the Metal Arts Guild of Canada for seven years. In 2008 he was published in 500 Metal Vessels. In 2010 he had an exhibition with Susan Watson Ellis at the Ontario Craft Council Gallery and Jeffrey and Susan created the window display for the Guild Show during the 2010 Film Festival. www.silversmith.ca

Andy Fabo is a Toronto artist, art critic, curator and art educator. He has exhibited nationally and internationally, including a retrospective at the Canadian Museum of Contemporary Canadian Art in 2005. He has published essays and reviews in Canadian periodicals (*Descant*, *Parachute*, *C Magazine*, *Fuse*) as well as numerous exhibition catalogues, and has taught at various universities (McMaster, Brock, York and University of Toronto) and the Toronto School of Art. His paintings and drawings are in museum collections across Canada and his videos, collaborations with Michael Balser, have shown globally and are in North American and European collections. www.visualaids.org

Margaret Ferraro divides her time between her two disciplines – teaching and painting. For over 20 years she has built a reputation in the Ottawa Valley area, as a teacher of figure drawing and pastel workshops. Believing that a strong foundation in drawing unlocks the keys to self-expression, Margaret urges artists of all ages to build this skill. She teaches many pastel courses at her country home/studio, in an intimate non-judgmental setting. She teaches internationally, claiming pastel as the perfect plein air medium, in such ideal places as France, Italy and Costa Rica. Margaret has exhibited widely throughout Canada and the US, and has participated in the Pastel Society of America Show, National Arts Club, NYC, and at Pastel Artists of Canada juried exhibitions in various locations throughout Canada. She is a designated master pastel list, with Pastel Artists of Canada. www.ferraro-art.com

Elisabeth Feryn is a freelance photographer specializing in documentary, portrait and publicity photography. She has worked with clients as diverse as Loreena McKennitt, Timothy Findley, the Stratford Festival Theatre, the Shaw Festival, and the Contemporary Art Forum Kitchener and Area (CAFKA). Her professional career also encompasses teaching digital photography, from beginners with their new cameras, to advanced techniques and digital workflow. She is a faculty member at Conestoga College where she teaches Portraiture in the Photography Certificate Program. In between teaching and commercial assignments Elisabeth pursues her own artistic practice. www.eferyn.com

Rick Fines is one of Canada's leading blues, roots music and slide guitarists and a veteran of the folk and blues circuits in North America. His work with Jackson Delta brought two Juno nominations, he has three Mapleblues awards and has released his seventh solo CD "Driving home". When teaching, his relaxed style and sense of humour blend seamlessly with his brilliance as a musician and songwriter. www.rickfines.ca

Susan Fisher graduated from Concordia University with an Honours BFA and a post graduate diploma in Art Education. She then continued her education at Trent University where she achieved a Master's Degree specializing in First Nations Art History. From an early passion for printmaking and especially photography, she embraced the specialized techniques of encaustic painting, an ancient medium rediscovered and currently popular with a growing number of artists. She has had numerous solo shows in the Peterborough area including a major solo show

at the Art Gallery of Peterborough. Her work has been juried into a prestigious show in Sagami-hara, Japan and has also been shown in Denver, Co. She is represented by the Soho Myriad Gallery, Atlanta; the Ethel Curry Gallery, Haliburton; The Gallery on the Lake, Buckhorn and Meta 4 Gallery, Port Perry. www.fisherencaustic.com

Fly Freeman trained as a sculptor in Scotland, where she started her career as a stone carver, carving everything from gargoyles, to gravestones and large-scale public commissions in granite. A move to Canada mid-career led to a radical shift in her sculptural practice: carving has been joined by construction as a sculptural method, and wood and other media are now worked alongside the stone. www.flyfreeman.com

Anna Gaby-Trotz, Hon BA and MFA Printmaking, is a printmaker and photographer who often travels to the most remote places in Canada to explore our relationship to the land. Her current work explores her relationship to a landscape that is melting and changing before our eyes. Whether working from the side of a river-bank or in a college or university, she believes in the transformative power of art. Following completion of her Master's degree Anna pressed this philosophy into service when she built an inner city arts program for some of the most underprivileged people in Canada. Her efforts culminated in a final show of photographs and community art titled 'Where We Stand', portraits that are now on permanent display in Edmonton's Commonwealth Stadium. Anna operates Lift Ground Print Studio/Gallery in Huntsville and is also the Technical Director of Open Studio in Toronto. She has exhibited work in Canada, Japan, and the US. <http://annagabytrotz.com/home.html>

Helen Garland's quilts are influenced by her life-long interest in drawing, painting and sewing. While studying at Stourbridge College of Art in the UK and Ontario College of Art in Toronto she developed an interest in quilting as an art medium for realistically depicting the natural environment. She uses various art elements such as colour, line, shape and value, along with complex designs, to create realistic images of flora and landscape in fabric. When not quilting, Helen is an elementary school teacher.

April Gates is a full time ceramic artist and educator. After colourful and long meanderings in travel, work and education, she finally answered the call to study ceramics. A lifelong background in image making married a concern for function and ritual ~ and Blackbird Pottery was born. April's graphic and illustrative work has been nationally exhibited, collected and published. Her current obsession is to marvel the endless potential of the ceramic surface. As a facilitator, April is passionate about helping others to find their voice through artistic explorations. www.blackbirdpottery.ca

Karyn Gingras, when signing up for a night school class in tap dancing, was told that the course was full. But, they added, the millinery course had lots of space. The rest, as they say, is history. Karyn is the owner/designer of Lilliput Hats, 25-year-old traditional millinery. As all the Lilliput hats are crafted on site in the studio/atelier, the store has become a curious landmark in the city, where visitors can glimpse old-world techniques while their hat is made before their eyes. Lilliput hats are carried across the country at Holt Renfrew and other fine boutiques in Canada and the US. The hats are in the collections of Whoopi Goldberg, Celine Dion, and the Governor General of Canada Adrienne Clarkson. Karyn's many theatre, television, and film credits include *Mama Mia*, *Music Man*, and *The Evelyn Dick Story*. She is the recipient of several awards, including the 1999 City of Toronto Accessories Designer of the Year, the One-of-a-Kind Show Best Traditional Craft, and the One-of-a-Kind Show Hall of Fame. She has taught at the International Academy of Design and Ryerson University of Design. www.lilliputhats.com

Eve Goldberg is a compelling songwriter and interpreter whose music spans folk, blues, country, swing, bluegrass, and more. Known for her watercolour voice and solid guitar style, she is a favourite at festivals and concert series across North America, and she has released three albums to widespread acclaim. Eve is a much sought-after music teacher and leads workshops on guitar, ukulele, singing, and song writing with an emphasis on making music for the joy of it. She believes that everyone can make music and in her teaching she strives to create a fun, supportive environment for students to learn and grow. www.evegoldberg.com

V. Jane Gordon, works with a wide variety of media in installation contexts and hybrid works in galleries and communities. She has an undergraduate degree in Art History from Queen's University and a Master's degree with a studio major in painting and drawing, and a specialty in arts education from the Fine Art Department at Sir George Williams University (now Concordia). As an artist and curator, she has mounted over 100 exhibitions and has work in a number of public collections in Canada and Europe, as well as many private collections. She has authored gallery-based publications collected in the National Archive as well as *The Artist's Inquiry Book, 40 years of Critical Writing Vol 1 and Vol 2* and *The Leg Book*, published by Independent Art Inquiries. V. Jane is a frequent recipient of grants, and the winner of the Woman of the Year in the Arts award and the Hamilton Arts Award medal. She is an honorary lifetime member of Hamilton Artists Inc. and received the Olympic 88 Government of Canada certificate for community contributions in the arts. She has been a faculty member of Dundas Valley School of Art and Sir Sandford Fleming College, Haliburton School of The Arts for more than 20 years. V. Jane's current projects employ haptic systems to manipulate narrative tropes across time and through a variety of media. www.vjanegordon.com

Catherine Graham is an award-winning writer and author of five poetry collections including *Her Red Hair Rises with the Wings of Insects*, a finalist for the Raymond Souster Poetry Award and the Canadian Authors Association Award. Winner of the International Festival of Authors' Poetry NOW competition and an Excellence in Teaching Award at the University of Toronto, her work is anthologized in *The Field Day Anthology of Irish Writing, Vol. IV & V* and *The White Page: Twentieth Century Irish Women Poets*. Her work has appeared in *The Fiddlehead*, *Poetry Ireland Review*, *Poetry Daily*, *Joyland*, *The Ulster Tatler*, *Prairie Fire*, *The New Quarterly* and elsewhere. www.catherinegraham.com

Gunnel Hag studied textile design in Sweden and England. Her studio, Trees Textile Designers and Printers, produces fabrics for film and theatre productions. She taught in the Textile Studio at Sheridan College for 12 years and has been a visiting lecturer at the National Institute of Design in Ahmadabad, India. Her fabrics have been represented at International Design exhibitions and she has received many grants and awards for her work. Gunnel has published two books: *Creating Texture* and *Creating Texture: Soft Texture*. www.colourvie.com gunnelhag.blogspot.ca

Edward Hagedorn, MA, DTATI, OATR, RP worked as a visual artist and teacher before training at the Toronto Art Therapy Institute and completing his Master's Degree in Expressive Therapy at Lesley University in Cambridge, Massachusetts. Ed is a Registered Art Therapist with the Ontario Art Therapy Association and is a Registered Psychotherapist with the College of Registered Psychotherapists of Ontario. For the past 25 years he has been supplying expressive arts therapeutic services through his private practice Artreach. Additionally, he maintains on-going clinical involvement with the Therapeutic Family Care of Cobourg, private child treatment programs, and various Children's Aid Societies. Since 2004 Ed has been training in Dyadic-Developmental Psychotherapy (attachment therapy) and has endeavoured to merge this new treatment approach with expressive arts therapy. Although time is limited, he continues to produce visual art in his home studio. www.edwardhagedorn.ca

Donna Hancock completed the OHS Spinning Certificate Program in 2000. She has taught beginning spinning for 10 years and has also been an instructor at the Ontario Handspinning Seminar, teaching spinning mohair, weak acid dyeing and spinning camelid fibres. Donna has a herd of 50 Angora Goats near Elora, Ontario and a small business selling hand-dyed mohair yarns and fibres.

Jeff Helmes began bladesmithing in 2003, working out of a primitive hand-built forge in his backyard. A graduate of Fleming College's Artist Blacksmith program, Jeff has pursued blacksmithing and bladesmithing full time since 2004. He is currently self-employed as a full time swordsmith.

Thomas Hendry is a visual artist and educator. His work has been included in numerous exhibitions within and outside the Toronto area. His principal medium is drawing and his primary focus is on the richness and complexity of the human form. He is a graduate with Honours of the University of Guelph and Ontario College of Art, and is a recipient of an OCA medal. Thomas has been active as an art instructor for over 15 years. www.thomasdraws.blogspot.ca

Wayne Hill, a lifelong woodcarver and musician, has carved over 350 totem poles and masks. He has been the recipient of many carving awards, along with Jimi McKee, including First Prize – 1998 Isle Morada Art Show, Florida and Second Prize – The Best in North America, 1999 Key West Old Island Days, and Lifetime Achievement Award, 1996 from Andy Mitchell, MP, Gravenhurst. He created a collection of totem poles and a massive arch for the Bass Pro Shop in the Vaughn Mills Mall, and a totem pole for the city of Orillia featured in the Orillia, Opera House. He has also served on the board of directors for the Muskoka Arts Guild. www.totempolecarving.webs.com

Kal Honey is an award-winning graduate of OCAD, whose work in painting, assemblage, and collage encompasses bold graphics, subtle patterns, text and wordplay. His most recent exhibition (solo) was at Hamilton's De Facto Gallery. As an instructor, Kal likes to create a learning environment that is as supportive as it is adventurous. He teaches in diploma, certificate and summer programs at Haliburton, including Digital Image Design and Studio Process Advancement; regularly at Neilson Park Creative Centre, and Visual Arts Mississauga, as well as leading workshops, giving lectures and jurying exhibitions throughout Ontario. www.kalhoney.ca

Heidi Hudspith achieved her BFA from McMaster University. She became enthralled with fibre arts while later studying at the Alberta College of Art and achieving Fleming College's Fibre Arts Certificate. The tactile and sculptural nature of felt has been a constant source of inspiration ever since. More recently, Heidi completed a three year apprenticeship as a chocolatier with Joanne Mogridge of Cocoa West Chocolates. She continues to enjoy working in both the fibre and culinary arts.

Ken Hussey, Ward World Champion in the Contemporary Antique Decoy category, has been carving duck decoys since 1982. Armed with a Mechanical Engineering diploma and further studies in graphic design, he enjoyed a varied career that culminated in many years as a graphic design instructor. He began carving decoys when, as an avid hunter, he noticed how much better wooden decoys performed than plastic ones. His efforts started with working decoys, progressed to decorative, and evolved into what would become the contemporary antique category of decoys. Ken has firmly established a reputation for excellence and is a sought-after instructor.

Elizabeth Hutchinson's training as a painter is extensive. She is a graduate of the former Ontario College of Art, the University of Guelph, and more recently, she earned her MFA, cum laude, in painting at the New York Academy of Art, in New York City. She is a contemporary Canadian painter whose work is informed by her daily life, her walks, and by her interactions with people in her community. Her work is distinct for its exacting emotional observations. Her work has been exhibited in group exhibits in

Canada, the US, and Holland. It has been collected by individuals in many countries, including Japan, Australia, and the US, as well as Canada. Permanent collections include the University of Guelph print study collection, Guggenheim Asher Inc. Collection, and the former Prince Edward Island Council of the Arts print collection. <https://elizabethhutchinson.wordpress.com/>

Marylisa Ince is an artist, educator, and expressive arts practitioner with 30 years of experience in the area of creativity and learning. A graduate of the Expressive Arts program at Fleming College, Marylisa has also studied at the International School for Interdisciplinary Studies (ISIS) in Toronto, the Canadian Association of Child and Play Therapy, and holds a MEd in Adult Education and Community Development, as well as an Honours Degree in Psychology. Marylisa believes that the ability to be creative is inherent in every human being and that our creative expression is directly linked to our sense of wellbeing and satisfaction with life. www.expressivetransitions.ca

Mary Intven Wallace, award winning artist, educator, and author, shares her love of the land, sea and sky in her impressionist paintings of the Canadian landscape. In her acrylic paintings, she shares her view of this wonderful world as a place of vibrant colour. Mary's landscapes brighten the walls of galleries across Canada, many private collections, and are also featured in her published books.

Ljubomir Ivankovic comes from the tradition of European schools of fine arts. Throughout his forty year career, he has become a devoted professional who has learned to enrich his art with his personal sensitivity. With a precise line and a fair technique, he uses figurative art in a rather surreal way. Transcending everyday life, he majestically paints human bodies and portraits, landscapes, still life and interiors, primarily in oil. The elegant and balanced composition of his paintings is the basis of his style. Ljubomir paints with voluminous forms and a very rich palette. The predominant role of light is also part of his signature. www.ljubomir.com/

Dana Jackson, as a professional food writer, recipe developer, and author of the popular food blog *Hot Pink Apron*, loves to inspire eaters of all ages to become more vibrant, knowledgeable, confident and creative home cooks. To do so, she relies on a few key ingredients: a palpable passion for food, years of experience cooking in professional kitchens, and a great attitude. www.hotpinkapron.com

Louise Jackson has been a spinner and dyer for 28 years. She earned her Master Spinner/Dyer Certificate from Georgian College in Owen Sound in 1996. She has enjoyed teaching fleece preparation and spinning basics, demonstrating at Fall Fairs and Historical Society events, as well as conducting spinning and nature dyeing workshops. For the past eight years, Louise has been a class technician and dyeing instructor in the OHS Spinning Certificate Program at Fleming College in Haliburton.

Ralph Johnston learned to weave in his teens and has his Honours Associateship in Textile Design from the Scottish College of Textiles. He is the co-author of *Sashes, Straps and Bands*, a book on weaving warp faced twill bands. A skilled instructor, he teaches a wide variety of weaving, but among his current interests are ceintures fléchées (traditional voyageur sashes), loom maintenance and eight harness weaving.

Michele Karch Ackerman is a nationally recognized contemporary artist whose installations are known for inspiring viewers with their provocative and touching subject matter and aesthetics. A graduate of the Ontario College of Art and Design, her installations have been shown in over forty solo exhibitions at public galleries across Canada, including a retrospective at The Tom Thomson Gallery. She has been the recipient of numerous awards from the Ontario Arts Council and Canada Council, awarded residencies throughout Canada and has received national media coverage. Michele has taught for over twenty years at the Haliburton School of The Arts where her teaching is widely recognized for its innovative and motivational style.

Shannon Kennedy has been exploring the cutting edge of design using digital manufacturing technologies like 3D printing for years, integrating the skills of the craft artist and the technologies of manufacturing. 3D modeling, rapid prototyping, and 3D printing advance techniques have created a new way for her designs as a jeweller to be realized. She graduated in 1996 from the Ontario College of Art and Design and furthered her jewellery making skills by attending George Brown College's Jewellery Art Program. She and her partner are currently running their own jewellery business, Cynosure Jewelry. www.cynosure-jewelry.com

Charlie Kert has spent his professional career as an arts educator, music teacher and children's rock singer, progressive folk rock singer and film composer. He is supported by the Toronto Ontario Arts Council and has played at festivals and schools all over Ontario and Michigan since 2001. Since graduating with an Honours Degree in Theory and Composition from the University of Western Ontario, Charlie has established his own music school: Little Fingers Music. He has been running this private music studio, employing a roster of other music educators, for the past 15 years, offering piano, guitar, and vocal classes to students of all ages and levels. He has also designed introductory group courses that teach music basics to young children (singing, dancing, percussion, keyboarding reading, writing, etc.). Aside from being an accomplished musician, Charlie was also a sponsored skateboarder. As a teenager, he tested new equipment, performed demos, competed and was featured on television and print media. He still enjoys skating today. www.littlefingersmusic.com

Kim Lee Kho is a visual artist whose work, informed by 20+ years in design, includes painting, drawing, sculpture, video, and photo-based and digital mixed media. She has participated in exhibitions, residencies and mentorships in Ontario, Alberta and BC, and been awarded numerous grants by the Ontario Arts Council. In 2015 Kim had a solo show at the Art Gallery of Mississauga. Kim teaches in numerous programs in Haliburton, including Digital Image Design and Studio Process Advancement; regularly at Neilson Park in Etobicoke; also leading workshops, speaking and jurying for groups throughout Ontario. A popular and articulate instructor, Kim likes to create a safe and adventurous environment for students to explore without fear; being challenged while enjoying the process of discovery. www.kimleekho.ca

Andrew Kuntz is a renowned Canadian glass artist whose work has been widely praised for its classical grace, contemporary simplicity, and vibrancy of colour. In addition to winning a number of significant awards, his pieces have been extensively exhibited around the globe, including at: the Canadian Embassy in Washington, D.C.; Pilkington, Sheffield, and Oxford Museums in England; the Galerie Art et Creation in Lyon, France; Tai Pei Fine Art Museum; the Hong Kong Museum of Art; and the Museum of Contemporary Craft in New York. Andrew's privately owned work is represented in numerous domestic and international collections, including gifts to the Premier of China and Prime Minister of Ireland from the Canadian government, installed work at the Palace of Prince Faisal bin al Saud in Riyadh, Saudi Arabia, and the US Ambassador to Canada. Andrew trained in blown and sculptural glass at Sheridan College School of Design from 1977 to 1980. Since that time, he has been a resident artist at Harbourfront Glass Studio in Toronto, he has taught at Alberta College of Art and Sheridan College, and he has participated in numerous workshops and exhibitions throughout the world. He is a founding member of the Glen Williams Glass Cooperative in Glen Williams, Ontario.

Wendy Ladurantaye has enjoyed an eclectic art journey. After graduating from Sheridan College in general fine arts, she studied the glass medium under Jim Schnick and Clark Guettel, and joined the faculty of the Haliburton School of The Arts over 25 years ago. Her commissioned glass has found homes worldwide, with her favourites being the church windows installed in St. George's Anglican Church, Haliburton, and St. Margaret's

Anglican Church, Wilberforce, Ontario. Wendy developed strong solution focused problem solving skills, and enjoys supportive teaching techniques which build upon the learner's strengths. She has found inspiration in many of her successful students, as well as her mentor, Mary Intven Wallace, fellow author and paint media artist. Wendy believes strongly in the journey and the importance of making time to discover joy in the process of art-making in any media.

Martha Larsen has taught technology at the elementary school level for 12 years. She has enjoyed instructing many Movie Maker projects to 7 to 13 year olds. Her style is to teach the basics and encourage her students to provide the imagination and inspiration. This methodology has resulted in her receiving an Award for Outstanding Staff Leadership and Student Motivation. Martha also produces movies personally and for community projects.

Gabriel Lazdins began his work with robotics and computers during his time with FIRST robotics competitions (For Inspiration and Recognition of Science and Technology) hosted by Dean Kamen, the inventor of the Segway. His broad media experience has engaged him in projects involving textiles, additive manufacturing (3D printing), product design, sustainable building, construction, and systems design for hospitals and research groups. Specializing in integrated technologies, he is able to mesh different technologies (that usually don't co-exist) to bring new solutions and products to life. Gabriel now works as a solutions developer at Ryerson University. Working with both software and hardware components, he designs solutions which engage integrated technologies to apply new solutions to incorporate 21st century technology.

Julia Lee has been knitting since she was a child and spinning for 20 years. She is a graduate of the 1994-2000 OHS Spinning Certificate Program offered at the Haliburton School of The Arts and is a course coordinator for the 2011-2017 OHS Spinning Certificate Program. When designing her wearable textiles, Julia interprets a visual image, or sometimes a sentiment, to create a garment that will bring pleasure to the wearer and the viewer. Colour, texture, and functionality are primary motivations when creating yarns and fabric. Julia likes her pieces to be noticed, while still being practical and durable. When not spinning and knitting, Julia is a writer, runner, singer, and arts administrator.

Diane Lemire, a multidisciplinary artist, is fascinated by the numerous possibilities natural fibers give her in felt making. She draws inspiration from the natural world around her to create textile art, mixed-media sculptures, and paintings that evoke a sense of memory, time, and place. She enjoys utilizing and recycling all natural fabrics and objects for incorporation into her work and loves the challenge of using the same basic material to make widely different projects. Whether sturdy and warm, or light and airy, felt is a joy to work with and a joy to wear. She has exhibited throughout the region and abroad, and in 2010 and 2014 was awarded the Mississippi Valley Textile Museum Award. www.dianelemire.com

John Leonard is a Toronto-based painter. He is a graduate of Fleming College, OCAD and a member of the Royal Canadian Academy. John has taught at many of Ontario's universities and art schools including OCAD, University of Toronto, York University and others. He has been in more than 350 exhibitions, most recently at public galleries throughout Canada as well as internationally in Spain, France, Portugal, Holland, Brazil and the US. His work is held in over 40 public galleries and corporate collections including the National Gallery, the Ontario Arts Council, the Ministry of Culture and Recreation, the Art Gallery of Algoma, the Art Gallery of Sarnia, the Art Gallery of Lindsay, the Station Gallery (Whitby), CBS Records – New York and the Canada Development Corp.

Bruce Lepper came to carving wildfowl in 1986, after a career as an advertising art director and graphic designer. Since he began competing in 1987, he has won numerous ribbons including many Best of Shows in Canada and the US. In 2003 he placed second in World Decorative Miniature Wildfowl, and Best in Masters Decorative Life-size Wildfowl at the Ward World Championship in Ocean City, Md. In April 2010 he won the John Scheeler Memorial Award which is the highest award in wild fowl carving, referred to as Best in World. He is a respected judge and teacher of bird carving and has work in many collections in Canada and the US. He shows his work annually at the prestigious Waterfowl Festival in Easton, Maryland.

Michael Letki has been making jewellery for over 40 years. After graduating from art school England, he came to Canada where he and partner Paula Letki operated the jewellery studio Letki Designs for over 20 years. Michael has taught at Sheridan and Mohawk Colleges and was involved in the training of many apprentices through his own studio, many of whom went on to be successful artists/jewellers. He has been teaching at the Haliburton School of The Arts for over 25 years. Michael has received several awards for his work, notably from the Ontario Arts Council and the International Gold Corporation. He has also held the position of studio advisor for Sheridan College and Harbourfront Craft Studios. Currently, he is pursuing his own arts interests in image making and jewellery making.

Lila Lewis Irving has an MFA in Theatrical Design from the University of Iowa and an MFA in Fine Art from the University of Wisconsin. She has exhibited widely in both public and private galleries. Lila is an elected member of the OSA and the CSPWC. Teaching throughout Ontario and Quebec has become an important part of her work. www.lilalewisirving.com

Brenna MacCrimmon has been studying and performing the music of Turkey and the Balkans for over 25 years. She has performed in Turkey and abroad with Selim Sesler (trad Turkish Gypsy), Muammer Ketencoglu (trad Balkan) and experimental rock group Baba Zula. She has also toured Europe with Balkan beat DJ Shantel and the Bucovina Club Orkestra. Brenna has recorded with the above musicians and has appeared as a guest on many albums and film soundtracks in Canada, the US and Europe. In 2010, she found herself in Moscow as a member of the cast of Bobble with Bobby McFerrin. Her theatre work includes musical director for *Goodness* the award-winning Volcano play which has toured across Canada and has been staged around the world. Her current projects include an electro-acoustic mélange of Turkish and Greek songs with Berlin duo Alcalica, and singing and playing music from the Eastern Mediterranean and the Balkans with vocal quartet Turkwaz with whom a new recording is in the works. She has taught workshops in Balkan and Turkish song in the US, Canada, France and Japan. www.greengoatmusic.ca

Susan MacDonald has achieved international recognition as a multi discipline artist. Her unique creations are now available in some of Toronto's most exclusive fashion houses and she is a featured artist at the Ontario Crafts Council's Guild Shop in Yorkville. www.suemacdesigns.com

Rachel MacGillivray is a multi-disciplinary textile artist who currently teaches in the Fashion as well as Textile studios at the New Brunswick College of Craft & Design (NBCCD). After getting a degree in Fashion Design from Ryerson University and working in the Toronto fashion industry, Rachel moved east to New Brunswick to study fibre arts at NBCCD. Her fashion designs have been shown in Toronto and at the Louvre, Paris, and her textile art has been shown across Canada. One of her biggest joys in life is sharing the passion for sewing and making.

Matthew Mancini attended the Ontario College of Art and Design from 2001 to 2003 but left to pursue a more classical realist approach that led him to delve into a six year study of the techniques used in the 19th Century ateliers of Paris, France. In addition to perfecting them in his own work, Matthew regularly teaches the principles and methods of classical realism in drawing and oil painting. www.matthewmanciniart.com

Robert Mann is an accomplished typographer with professional experience spanning five decades. A linotype operator in the 1960's, he gained experience in ad work, book publishing, and magazine work, eventually finding himself producing display ads for both weekly and daily newspapers. In 1970 he started his own weekly newspaper which he operated for six years. Robert has since operated his own professional print shop where he is able to meet a range of printing and duplicating needs.

Paul Marshall is a full time arts educator and part time artist. He has been teaching for 10 year and prior to that was an interpreter for Ontario Parks. Paul has an Honours Bachelor of Fine Arts degree from York University and an Honours specialist in Visual Arts Education.

Janine Marson is a graduate of the Design Art Program at Georgian College in Barrie, and received a BA Fine Art from the University of Guelph. Her 25 year career has established a strong sense of direction, garnered several exhibitions and awards, and has provided the opportunity to influence hundreds of students with her calm, encouraging spirit. Janine is one of the muralists for The Group of Seven Outdoor Gallery in Huntsville and is very active within the dynamic Muskoka art community. www.janinemarson.blogspot.com

Doug Mason's observations of waterfowl in marshes and fields provide the inspiration and background for his wildfowl sculptures. He designed his first carvings as functional hunting decoys in his late teens. His artistry soon vaulted him into competing in the major Canadian and US competitions where he has been successful at all levels and, for the last six years, competes at the Masters level. Doug's accomplishments include Best in Show awards at the North American, Canadian National, and Ward World Championships, culminating with a 3rd place in World Floating Pairs in 2009. Over the last 5 years Doug has been part of the judging fraternity at the Ward World Waterfowl Carving Championships in Ocean City, Maryland. In 2009 he was accepted to display his waterfowl sculptures at the prestigious Easton Waterfowl Festival. He has had numerous publications in *Wildfowl Carving Magazine* and has also appeared many times in the *Wildfowl Carving and Collecting* calendar.

Sally McCubbin finds her passion in the design, fabrication, and refinement of objects. This devotion was developed in her years at Sheridan College. Since starting a residency at Toronto's Harbourfront Centre in 2005, Sally has been exhibiting her work locally and internationally, traveling to and learning from the world's glass experts, participating in collective creative groups and shows, and generally soaking up the world's glass and design cultures. Her efforts have often been recognized with award for both the quality of her work and her ideas and intentions. She has recently accepted a teaching position at Sheridan College and, with her partner, has started a glass design label, TIMID glass, through which they pursue large-scale design and public installation. www.sallymccubbin.com

Helen McCusker is a practicing artist with more than 35 years of experience. A graduate of the Sheridan College Illustration Program, Helen has worked for publishers such as Addison-Wesley, Holt Rinehart & Winston, Nelson's and TVOntario. She has work in private collections both nationally and internationally and exhibits regularly in solo, juried and group exhibitions. Helen has been an art instructor for over 15 years, specializing in drawing and painting from the figure, paper engineering and paper sculpture. She has taught classes throughout the GTA and has been invited to lead workshops at the English

Language Festival at Bishops University in Sherbrooke, QC. Helen's teaching is based on a solid understanding of drawing and design principles and personal attention to each student. She is enthusiastic about helping students discover their potential and encouraging artistic exploration. <http://eaglewoodstudios.blogspot.ca/>

Robin McGauley is a retreat leader, spiritual director and artist. She is a graduate of Fleming College's Expressive Arts Certificate program and trained with Lauren Artress to become a Veriditas Certified Labyrinth Facilitator. Robin worked for nine years as Program Director of a retreat centre where she created meaningful experiences for a variety of groups and individuals to deepen their connection with self. www.robinmccauley.com

Julie McIntyre has an undergraduate degree and diploma in social work and psychology, and has completed graduate studies in alternative dispute resolution, visual arts, art therapy, and expressive arts. After a 35 year career as a social worker, she is currently in private practice as an art therapist. Her passion and experience in grief, bereavement and palliative care, abuse, neglect, trauma and mental health has led her to develop and facilitate programs involving expressive arts for groups of all ages. She offers regular retreats on developing a personal spirituality and mindfulness through the arts. An enthusiastic wish to make the world a little brighter through art has led her to develop programs in Haiti, Kelowna, and more recently, assisting with a program in Liberia to support children impacted by the Ebola virus. An artist herself, she is passionate about the power of the arts to promote integrated health and wellness. Julie coordinates Fleming College's Expressive Arts Graduate Certificate program and is also a SoulCollage® Facilitator.

Marg McIntyre's paintings are exhibited all over the world and are based upon her experiences in the Caribbean and her life in Ontario. She is certified by the Ontario College of Teachers and is affectionately known as 'Mrs. Mac' by thousands of children and fellow teachers that she has taught to draw and paint in the schools of Hastings and Prince Edward District School Board. Her popular, simple step-by-step instruction style is easy to follow and has enabled her students to produce beautiful pieces of artwork in a short period of time. Marg works in all media but her passion is watercolour and pencil. Gordon MacKenzie, Marilyn Coulter and the late Jack Reid have been very influential in the development of her personal style. www.margmcintyre.com

Gayle McIvor graduated from the Haliburton School of the Art's Surface Design Certificate program in 2005. Years of textile and fibre exploration, combined with the experience of Permaculture training on Vancouver Island, inspired her to create Earth Elf Designs. A business devoted to the creation of one-of-a-kind upcycled wearables. She has exhibited with the Vancouver Island Surface Design Association in many shows, won an Honourable Mention Award in the Cowichan Valley Arts Show in 2011, and participated in many juried art festivals and events across BC. Upon return to Ontario she has been busy teaching fibre and textile art, creating and innovating new designs, experimenting with new techniques, and is a member of the Art Hive, Art Collective.

Maureen McKay studied concert harp with Judy Loman and Marie Lorcini and was harpist with the North York Symphony. She is a faculty member at the Royal Conservatory of Music, where she has taught classical and Celtic harp full-time since 1980. Since 1993 she has been a harp examiner for the RCM and was senior contributor for the 2009 (current) Syllabus, which establishes grade level requirements for harp students throughout Canada. Maureen developed the Celtic harp program at the Gaelic College in Cape Breton where she taught for many years. She applies her M.Sc. (Human Physiology, U. of T.) to bring the added dimension of ergonomic awareness to harp playing, incorporating injury prevention with skill development. Maureen enjoys working with students of all ages and levels of harp playing. www.clarsach.ca

John McQuade is a founder of Miksang contemplative photography which he has taught for 30 years. Miksang is a Tibetan word that translates as “Good Eye”. He is a long time meditation practitioner in the Shambhala Buddhist tradition and is a certified meditation instructor. John has been a liberal arts instructor at various community colleges and universities and is currently completing a PhD on the great modernist photographer Edward Weston. He recently published a book, *Looking and Seeing: Introduction to Contemplative Photography*. www.miksang.org

Margot Miller, recipient of a Design Canada Award, is an Honours Graduate of the Ontario College of Art and Design University, (College MedaWinner) and also a graduate the Ecotourism Management Program at Fleming College. She has exhibited at numerous galleries and shows including the Art Gallery of Ontario, the National Film Board of Canada, and the Ontario Crafts Council. As a lecturer and instructor in the arts and the business of art, she has taught at Sheridan College, St. Lawrence College, Queen's University and Fleming College. For many years Margot has taught workshops, designed and sold printed clothing, yardage, floor cloths and furniture from her shop and studio. Her work has sold in shows and stores in Canada and the US. She has travelled extensively in the Far East, documenting traditional textile techniques, and has worked as a designer for a British and Canadian company in India. Recently she has organized cultural walking tours, titled “Walk the Walls” to destinations such as Scotland (Mull, Iona, Orkneys), Ireland, England, Mallorca and Menorca with the organization Dry Stone Walls Across Canada. www.margotmiller-summerhouse.com

Sheila Miller, M.Mus., has been practicing Yoga since 1989 and teaching Yoga since 1998. She is a Certified Kripalu Yoga teacher, having completed her Basic and Advanced Yoga Teacher Training at the Kripalu Center. Sheila has also been teaching meditation since 2002 following completion of the Teaching Meditation Techniques course at Kripalu. She has sat 21 residential meditation retreats with master teachers over the years. www.soundofbody.ca

Sue Miller is a full time expressive painter and arts educator. Her work is exhibited in Ontario and Newfoundland and is held in various private collections across North America and Europe. Nature and simplicity are a consistent theme in her work. Environment plays a role in our psyche from a sense of connection to the earth and its historical energy. The interplay between beauty and danger, survival and death occur in our relationship with environment, and is worked out on the canvas in an expressive, spontaneous manner, with earthy under painting and layers of paint applied with the knife, achieving a sensuously textured surface. www.sueamillerart.com

Rhonda Morley Causton became well versed in makeup application, life casting, sculpting and mould making while attending School of Makeup Art, a private career college from which she graduated at the top of her class. She has done special FX and character development on many film productions – everything from music videos to big budget feature movies. Rhonda has worked alongside some of the biggest names in Toronto's Makeup FX and movie industry, including Paul Jones (PJFX Studios). www.facebook.com/REEL-TWISTED-FX-598970143465950

Andrea Mossop, a graduate of Fine Art from The University of Western Ontario and advanced studio work in drawing and painting from the Ontario College of Art in 1974, is noted for her creativity and knowledge in teaching and lecturing. With particular expertise in painting and applied colour theory, life drawing, and art history, Andrea teaches for the Haliburton School of The Arts, St. Lawrence College Brockville, the Ottawa School of Art and privately throughout Eastern Ontario and Toronto.

Dave Murray is a Toronto based illustrator and creator. When not creating images for a growing list of clients, Dave can be found cycling, playing guitar (poorly), walking his dog, and cheering for the Montréal Canadiens. <http://davemurrayillustration.com>

Ken Murray's critically acclaimed debut novel, *Eulogy*, was published by Tighrope Books in June 2015. His fiction and non-fiction has appeared in *Prairie Fire*, *Globe and Mail*, *Mendacity Review*, *Brooklyn Rail*, *Ottawa Citizen*, *Canadian Business*, and *Maclean's*. Since 2009, he has taught creative writing at the University of Toronto, School of Continuing Studies. While earning his MFA at The New School in New York City, Ken also trained as a teaching artist with Community Word Project and taught with the organization Poets House. He is the recipient of numerous awards, including the inaugural Marina Nemat Award, U of T's Random House of Canada Award, and an Emerging Artist's grant from the Toronto Arts Council. www.kenmurray.ca

Joanna Nash, BA Concordia, M.A. Art Ed. McGill U., is a career painter with an exhibition history and artworks in public collections. She was professor of freehand drawing, McGill School of Architecture (2000-2012), and taught an annual drawing workshop to medical students at Harvard University, Boston (2007-2013). She paints and coaches individual artists and small groups in her studio. www.joannanash.com

Sylvia Naylor was educated in England where she later became a teacher specializing in textile crafts. She then studied Embroidery and Textiles through the City & Guilds of London Institute, receiving a silver medal for the highest marks in the country. Sylvia has taught workshops in Canada, the US and England. Her work has garnered numerous awards and been featured in a variety of publications. Several articles have been published in American periodicals. Sylvia has exhibited her artwork extensively in galleries in England, Canada and the US. Her work is in private collections in many countries. www.sylvianaylor.com

Nancy Newman is an experienced artist and teacher who supports students with individual feedback and encouragement. An award-winning watercolourist, she has led a variety of courses for artists, educators and art societies and has participated in many juried, group and solo shows. She teaches art classes at the Aurora Cultural Centre and is a frequent guest instructor for art societies in Southern Ontario. In addition to being a member of COAA, ECOAA, (associate) CSPWC, BMFA, Nancy is past president of the Toronto Watercolour Society and the past president of the Society of York Region Artists. www.nancynewmanart.com

Charles O'Neil is a full-time artist with a wide range of interests and a long affiliation with the Haliburton School of The Arts. With a background in drawing and painting, in the late 1990's he became interested in sculpting. Working primarily in metal wire, his work is now featured in galleries across the country as well as internationally. Charles has earned a certificate in Artist Blacksmithing and a Diploma in Visual and Creative Arts from Fleming College's Haliburton School of The Arts. As a faculty member since 1997, he teaches several adult courses in wire sculpture, drawing, and painting. Charles' work can be found in both private and corporate collections and includes work recently purchased by the federal government of Canada as gifts for international leaders. Public works can be viewed at Pearson International Airport's Terminal #3, The Design Firm of Southfield Michigan, the Stuart Wietzman Collection of New, York and the Haliburton Sculpture Forest. He was honoured as the Artist of Distinction through the Haliburton Highlands Arts Council in 2008. www.charlesoneil.com

Dorit Osher, MSW, is a psychotherapist, dancer, educator and creator. She has worked as a professional contemporary dancer with the Batsheva Dance Company in TelAviv, Israel, and as an independent dance artist in London (UK), Amsterdam, Paris, Toronto, Vancouver, and South Africa. Dorit is a clinical social worker who works as a psychotherapist with a focus in somatic psychology. She is interested in the creation of movement that evolves from improvisational movement/dance and is curious about developing movement that captures the complexity of our physical form. Through embodied mindfulness, somatic practices, expressive arts and movement, Dorit teaches and supports others in finding greater freedom, creativity, compassion, empowerment and aliveness in their lives. www.doritosher.com

Mary Pal is a Canadian fibre artist whose current work exemplifies her fascination with fibre manipulation and the tactile possibilities of stitch. Her work defies easy classification, encompassing art quilt, mixed media, sculpting, stitch and paint on richly textured fibre backgrounds. Her artwork has received numerous awards at international exhibitions and is in many private and museum collections. Mary enjoys sharing her passion for textile art and teaches classes internationally. A past member of the Board of Directors for Studio Art Quilt Associates, she is an active participant in shaping the growing fibre art movement. <http://marypaldesigns.com/>

Sam Paonessa has been painting professionally for over 30 years. His work can be seen reproduced on greeting cards, calendars, and numerous other products, with subject matter ranging from landscape and still life to figure. A founding member of Plein Air Canada and an active member of the Ontario Society of Artists, Sam finds inspiration for his landscapes from natural beauty and the breath taking vistas of Georgian Bay, Killarney, Algonquin Provincial Park, Québec, Maine and Italy to name a few. He shares his talent by conducting demonstrations in addition to teaching painting workshops across Ontario and Morocco. His works have gained the attention of fine art collectors, both corporate and private, across North America and Europe. www.sampaonessa.com

Shannon Partridge, MFA, is a multidisciplinary artist whose practice includes painting, sculpture, installation and animation. Recent exhibitions include solo shows; *Constructed Realities*, Chapel Gallery, Bracebridge; and *Behavioural Enrichment*, Durham Public Art Gallery, Durham. Recent group shows; *Everyday is Political*, No Foundation, Toronto; *Seoul World Arts Festival*, SeJong Cultural Center, Seoul, Korea; *7 Peintres Torontois*, Bigue Art Gallery, Montreal; *Au Féminin: 13 Women Redrawing Boundaries*, Canadian Fine Arts Gallery, Toronto; and *The Glass House*, Georgian College, Barrie. She received scholarships for artist residencies at Vermont Studio Center, Vermont, and Ox-Bow, Michigan, USA, as well as grants from the Ontario Arts Council. Shannon holds an MFA in painting from the University of Waterloo, where she received the Sylvia Knight Award for Graduate Studio Excellence. www.shannonpartridge.com

Rose Pearson earned her Bachelor of Fine Arts degree from York University, majoring in painting and drawing. She went on to receive her education degree and has over 20 years of experience teaching art in both the public school system in Alberta and Ontario, privately from her studio in Haliburton County and for the Haliburton School of The Arts. Rose is the coordinator of the Visual and Creative Arts diploma and the Studio Process Advancement certificate programs at Fleming College. In addition to creating bodies of work for public gallery exhibitions, she is a member of the Haliburton County Studio Tour. www.rosepearson.com

Carole Peters has expressed her lifetime interest in art through many different mediums such as painting, designing and screen-printing in the commercial art field, and most recently Pyrography (otherwise known as wood-burning). In the past 3 decades she has won many first prize ribbons with her wildlife portraits. This art form can be done with almost any material as its canvas, but her favourite is Northern Ontario driftwood slabs. This wood is found littering the beaches of the Great Lakes and is a symbol of Canada's historic lumber industry, as well as the forest animals she depicts. Shallow relief carving is added to the burning, as well as minimal color, using stain and other mediums to bring the portrait to life. This wonderful ancient art form can truly be called "painting with fire". www.scorchart.com

Bryce Petersen began his art education in Haliburton, achieving certificates in Glassblowing and Artist Blacksmithing. He then pursued his Bachelor of Fine Arts in Studio Art and Art History at Concordia University and now holds his Bachelor of Education as a secondary visual arts/history teacher. Being an interdisciplinary artist, Bryce enjoys teaching the arts in various capacities that bring new ideas to the classroom. His love for working with youth has taken him across Canada including the east coast, Canada's interior and the Arctic.

Rene Petitjean is a blacksmith, iron sculptor and potter. He has supplied his works to galleries and stores for over 30 years and has undertaken many corporate commissions. Currently he works with architects, landscape architects and interior designers, producing forged architectural elements for clients in Canada and the US. www.renepetitjean.com

Paul Portelli, a professional sculptor, manipulates the natural beauty and versatility of terra cotta clay with colour and glazes to create his popular Greenman, whimsical circus animals, Venetian carnival figures, a full range of functional pieces and figurative work. Many of Paul's works have been exhibited in public and private galleries and are held in private collections in Canada, the US, Europe, and Africa (Ghana: President John Agyekum Kufuor and King Sefrawte Kakradae IV). After graduating in Fashion Arts from Seneca College he continued his studies in Visual Arts at the Ontario College of Art and Sir Sandford Fleming College (Haliburton School of Fine Arts). Paul has been an instructor in visual arts and business departments at Sir Sandford Fleming College, Durham College, Seneca College and Ryerson University. In addition to his career in art and teaching, he is a specialist in retail design, merchandising and event coordination. He operated a gallery/sculpture studio for 22 years and was instrumental in developing the branding and advertising campaign in his community. He has worked with many major retailers in visual merchandising and event planning, including Holt Renfrew, Microsoft, Procter and Gamble, Lindt Chocolates and Mercedes Benz. Paul is the author of articles in many Canadian publications, such as *Crafts Plus*, *Style and Men's Wear Canada*, and also has made regular guest appearances on television shows, Cityline, Craftscape and Savior Faire. www.paulportelli.com

John Proctor, of Earth Tones Studio, builds drums and teaches workshops on the construction of a variety of drums including Djembe, Taiko, Ashiko and Frame. He also teaches creating percussion instruments crafted from Hard Shelled Gourds. Making musical instruments from recycled materials is a current passion. John also facilitates drumming and soundscapes for those who respond to the call and the dance of the drum beat. www.earthtonesstudio.org

Rod Prouse, a graduate of Ontario College of Art in 1968, exhibits mainly in painting and printmaking and recently in video and photo-based art. To date his professional career has seen 36 solo exhibitions and as many group exhibitions across Canada, the US, and in England and Germany. Solo exhibitions have included such institutions as the McMichael Canadian Art Collection. His work is included in private and public collections in Europe, Asia and North America. His teaching agenda is based on delivering a sound understanding of design principals and personal attention to develop individual potential. Rod's current paintings reference Canadian landscape in a refreshing contemporary style. www.rodprouse.com

Linda Lee Purvis is a multi-media artist, writer, teacher, and self-actualization coach. She has designed work for television, magazines, and art galleries, including the Art Gallery of Ontario, and has work in private collections around the globe. Her passions are deeply rooted in the natural world, and she infuses elements of nature in much of her work – which in addition to art, extends to the use of herbs, essential oils, sound, and

more. She creates unique methods of summoning the power of nature to those that experience 'nature-deficit' living, and facilitates programs to assist individuals in defining and aligning their personal goals with authenticity, through art for stress reduction, personal expression, and body/mind/spirit wellness. www.synergylifearts.com

Laurie Pye has worked as a visual artist and seamstress for more than 25 years. Although formally trained in Fine Plastics at Mohawk College, Stoney Creek, Laurie feels that her greatest learning has come from the experience of having others share their amazing talents with her, and the challenge of discovering new way to express herself through all mediums. She joined the Learning Through The Arts team in 2001 and is now the program leader for the arts rehab in Niagara area. Her role as the Regional Manager for South Central Ontario enabled her to play an active role in delivering classroom programming, and workshop/pd facilitation for participants, artists and teachers, as well as exciting work nationally and internationally. She has run a successful costume, bridal and dance wear company and has created commissioned one of a kind outfits for discerning clients. Laurie has found that all ages and skill levels can find enjoyment and the fun in using visual arts and sewing skills to create one-of-a-kind wearable art. From seasoned sewers to those just learning to thread a needle, all are amazed at how just a few tips and tricks can turn a throwaway piece of clothing into a must have addition to the closet.

Elaine Quehl is a Canadian quilt artist, teacher, and fabric dyer/designer best known for her dramatic and colourful nature-themed art quilts featuring luscious foliage (particularly hosta leaves), flowers and trees. All fabric used in her artwork is hand-dyed by the artist to provide the wide range of values she employs to create depth, drama, and contrast, and to read like nature's dappled light. Each art quilt is also abundantly textured with free-motion stitching. Elaine's work has been juried into and selected for awards at numerous international and national exhibits, and has been widely published. Her recent accomplishments include being chosen as one of 21 artists featured in the book *Art Quilt Portfolio: Natural World*, and receiving a First-Place award in the Art-Naturescapes category at the International Quilt Association's annual juried and judged show in Houston, Texas in 2013. She has released her first line of commercial fabric through Northcott Fabrics. Elaine is a Professional Artist Member of SAQA (Studio Art Quilt Associates). www.elainequehl.com

Tammy Rea has spent the last 20 years in the computer world – and then the last 10 of those working with digital video. She runs the Haliburton 48 Create Video competition for ages 7 to 70. Tammy has taught video creation at all school levels and also produces video from the internet to broadcast.

Chari-Lynn Reithmeier an honours graduate of Georgian College School of Design and Visual Arts. Beginning her art career as a painter in the 1990's, she exhibits in galleries in Southern Ontario and has work in private collections from Toronto, Ontario to London, England. She has continued to produce art, using a variety of media including fibre, beads, polymer clay, paint, and ink to express her creative vision. Chari-Lynn teaches creative workshops around Ontario, privately, at various institutions, art schools and Haliburton School of The Arts. As part of her daily art routine she finds relaxation and inspiration in Zentangle and is a Certified Zentangle® teacher. www.charilynn.com

Rebecca Reynolds achieved her BFA from Concordia University and her teaching degree from Nipissing University in addition to earning her Expressive Arts Certificate at Fleming College. Rebecca's paintings, drawings and installation works currently focus on colour, texture and layering, and are inspired by the spontaneity and playfulness of children's gestures. Her creative,

engaging and dynamic teaching style has been honed through more than 20 years of experience instructing children of all ages in such settings as camps, theatres, museums, libraries, cruise ships and classrooms. Rebecca also led the Glenhyrst Art Gallery children's programming for two very rewarding summers as Camp Director. www.rebeccareynolds.ca

Karen Richens has been a fibre and textile enthusiast for over twenty years, she spent a year of travel seeking textiles in Indonesia, India, Nepal and Africa. A passionate spinner, she has raised Shetland sheep for 15 years and enjoys the self-sufficiency of growing her own fibre and food. Karen is a graduate of the OHS, Spinning Certificate course and a spinning member of the Toronto Spiders, international winners of the International Back to Back Wool Challenge. She has taught a variety of textile-related workshops, especially those pertaining to wool spinning, felting and Shetlands.

Steve Rose is a graduate of OCAD with a major in drawing and painting. He has exhibited his work extensively and has a diverse background as an artist/educator. Steve has taught fine arts at the Neilson Park Creative Centre, the Kofler Centre, the Haliburton School of The Arts, and OCAD. His work is collected in private and corporate international collections. www.steverose.ca

Andy Rush has recently retired from a 40 year teaching career, instructing sail training, metalsmithing, band, choral singing, and guitar music. He is also the founder and artistic director of the 110-voice Open Voices Community Choir in Kingston, Ontario. Before pursuing formal music and education study at Queen's University, Andy was an artisan goldsmith. He has a gift for finding uplifting and fun songs and arranging them for his workshops. www.open-voices.org

Kirei Samuel's fascination with glass started 25 years ago, purely by accident when a friend gave her some scrap glass. For many years she travelled the Ontario art and craft show circuit, eventually participating in some of the finest events. In 2009 she opened her studio/gallery which houses her one-of-a-kind pieces in jewellery, plates, bowls and artwork. Kirei is a member of The Arts Trail and Studio Tour of Prince Edward County and has been a featured artist in print and on television.

Leanne Schachow is a graduate from York University with a Bachelor of Fine Arts (Theatre / Visual Arts) and a Bachelor of Education. She has been teaching dramatic and visual arts in the secondary program for over 15 years and is an annual presenter at school board conferences and community events promoting the importance of a dramatic experience through education. Working at several theatre companies over the last nine years as a director, stage manager, and costume designer, she has participated in over 50 theatrical events. Leanne is currently working as a director for several musical performances, as well as performing regularly with her improvisation comedy troupe.

Marta Scythes is a medical illustrator, fine artist and educator. Her work has been published by Harrowsmith Magazine, University of Toronto Medical Society and Harper Collins (New York). McClelland and Stewart featured her illustrations in their best-selling *UP NORTH* nature series as well as in *The Canadian Encyclopedia*. Marta holds a Master's of Science in Biomedical Communications from the University of Toronto and has created scientific animations for the Hospital for Sick Children and Queen's University. She currently teaches at Fleming and St. Lawrence Colleges, Southampton Art School and is pursuing a Masters of Design in Strategic Foresight and Innovation at OCAD University. www.bmc.med.utoronto.ca/~marta

Jill Segal is an award-winning professional artist, enthusiastic popular art teacher, and certified Kripalu Yoga teacher. She conducts demonstrations, classes and workshops for numerous art associations and educational institutions in Canada as well as internationally. Jill has co-facilitated many workshops on spirituality and creativity and enjoys taking groups of artists on inspiring travel/painting trips to Peru and other countries. She is

represented by galleries in Ontario, the Caribbean, and Florida and participates regularly in juried shows. She is an elected member of the Society of Canadian Artists and a signature member of the Toronto Watercolour Association. Her acrylic and mixed media paintings are loose and expressive, characterized by bold vibrant colours, interesting textures and a strong sense of design. www.jillsegal.com

John Shaw Rimmington spent many years specializing in restoring historic stone and brick buildings and eventually extended his focus to using stone in landscaping and building traditional dry stone walls. His expertise has developed from masonry practice and comprehensive research into traditional stonework in Britain, where he has worked with professionals associated with the Dry Stone Walling Association of Great Britain. He is the president of the DSWA of Canada, (www.dswac.ca), an organization that offers instructional workshops for homeowners and landscape students on every aspect of dry stone construction. In 2004 he and members of the DSWAC built Springdale Bridge, a permanent 6 foot arched stone bridge in downtown Port Hope and in 2005 he collaborated with international dry stone artist Dan Snow to build a permanent stone ruin on the same site. In 2006 he initiated a unique project based on a book by Farley Mowat, where dry stone wallers from all over the world collaborated to build a permanent stone structure in the shape of a pre-Viking dwelling in Canada. He also designed and built the 12 foot high dry stone 'Cheese Wedge' at the Niagara Botanical Gardens. In 2012 he designed, organized and oversaw the building of the first double arched dry stone bridge in Canada at a private estate near Montreal, QC. <http://thinking-stoneman.blogspot.ca>

Michael Sheba has a B.Sc. in Chemistry from McMaster University and studied ceramics in Holland. Originally working in stoneware and porcelain, he has for over 25 years been recognized for his innovative contemporary approach to Raku as well as development of clay bodies and glazes. His work has been exhibited in Canada, the US and Europe. He was a board member and committee chair for the OCC, and vice-president and exhibitions chair for Fusion. Winner of various awards and honours, he has been an instructor at Metchoshin, the New Brunswick Craft School, Canadore College, St. Lawrence College, University of Toronto Faculty of Education, throughout Ontario, as well as in the US, Mexico and Turkey. He was also artist-in-residence at Millsaps College, Mississippi and Vitra Studio, Istanbul. His work is found in the Indusmin, Saks Fifth Avenue and Charles Bronfman corporate collections, Burlington Art Centre, and the Canadian Clay and Glass Gallery. Michael's work is published in *Raku: A Practical Approach*, *Hand-Formed Ceramics*, *The Ceramic Design Book*, *Ceramics: Mastering the Craft*, *Making Marks*, *Mastering Raku*, and *500 Raku*.

Brad Sherwood began working with glass as a student at OCAD University. Upon graduating in 1994 with a diploma in sculpture, he received an artist residency in the Glass Studio at Harbourfront Centre. He continues to develop his unique tools and methods for glass forming. Brad worked for several years as a scientific/industrial glassblower and has incorporated that knowledge into his art. He teaches Flameworking, Introduction to Hot Glass and Three Dimensional Design at Sheridan College. Also, Brad continues his love for fencing and archery while coaching for the City of Guelph, and The Ontario Centre for Classical Sport.

Beth Showalter finds inspiration in colour, textiles, fibres, people, and history. She graduated from UWO with Bachelor degrees in Fine Arts, Studio Honours and Education. Beth completed the OHS Spinning Certificate Program in 2014. She has taught visual arts at the secondary school level since 2000 and is also the Head of Arts at her current location. Beth enjoys experimenting, sharing ideas, learning new techniques and being immersed in a variety of fibre arts.

Brian Smith was accepted into the Ontario College of Art with advanced standing and full scholarship. After graduating in 1969, he worked as a graphic designer, including founding his own brand development company, LOGOSBRANDS, in 1979. Over the next 27 years, he and his company won over 90 national and international design awards. Throughout this time, Brian has also been a practicing fine artist, specializing in classical drawing and painting from the figure. His works range through a variety of media and styles, and are represented in collections across Canada and the US. He has exhibited in numerous gallery exhibitions, juried and invitational shows, and recently won the top prize at the Etobicoke Annual Juried Show and the Colour and Form Society Annual Juried Exhibition. In 2006, the Drawing Society of Canada elected Brian as an Honorary Drawing Master acknowledging his lifelong dedication to drawing as a primary art form. Brian has taught life drawing and portraiture for over twenty years and has instructed at the Ontario College of Art and Design, the Koffler Centre for the Arts, Nielson Park Creative Centre, Visual Arts Mississauga, Haliburton School of The Arts and StudioQ. www.drawn2life.com

Gary Smith has been a teacher and a practicing artist for over 50 years in Toronto and abroad. He is truly passionate about both. A member of the Portrait Society of America, he has done over 3,000 commissioned portraits, mostly quickly in pastels. There are three books about his pastels and his urban paintings. He is a Certified Golden (acrylics) Teacher and has done murals in acrylics in Guelph, Toronto and St. John's, Nfld. Some recent highlights in his career include a major exhibition in 2013, *Passageways*, in the Distillery and also winning 1st Prize in the Louvre/Carrousel in Paris in their International Figure Drawing Competition. His recent exhibition record includes Louvre/Carrousel in Paris, two group shows in China, *Masters in Canadian Art*, Hittite Gallery, Yorkville, Artexpo and Artosino in and a solo show, *Passageways From a Cell Phone*, at Gallery 50 in Toronto. Gary was one of the seven international judges for an exhibition in the Louvre/Carrousel in Paris. He founded and ran a Sunday figure drawing club, Club Draw, for 13 years and was also a part of the Artists' Network of Riverdale. He frequently does demos and art talks for galleries and art groups; he teaches painting and portraiture at LucSculpture School and he provides advanced training and coaching in his studio. www.escapewithgary.com/

Donna Sproule has been hooked on East Coast style primitive rug hooking since 1999 when the craft's free style and economy of re-using orphaned wool cloth spoke to a need to escape the convention and cost of mainstream art forms. She now helps others find joy in this relaxing and rhythmic pastime. Her work hangs at Galleries in the Perth, Ontario area and has travelled across Canada in private collections, museums, and competitions. <http://loverugsandkissingmats.weebly.com/index.html>

Sherry Squires graduated with BMus and BMus Ed from Memorial University and has enjoyed a varied and fulfilling career. While in Newfoundland she taught private piano lessons, as well as elementary and secondary school, and was sought after as an accompanist and coach. In 1985, she moved to Toronto where she has worked as an accompanist, organist, teacher, vocal coach, music director for community theatre and conductor of a staff choir for the Bayer Company. In 1987, she started teaching at St. Christopher House, now known as West Neighbourhood House, where she now coordinates the music programs conducts choir, Toronto Song Lovers. She also has been the accompanist for the Jubilate Singers choir since 1986 and is founding member, arranger and music director for Daughters of the Rock, an a cappella trio of women whose mandate is to bring the folk music of Newfoundland to those outside the province.

Rob Stimpson is an internationally published photographer. He has photographed for Ontario Tourism and Ontario Parks for the past ten years and his work has appeared on the covers of Ontario Parks Guides, calendars, magazines and national ads for the province. Rob has garnered numerous awards, including a Northern Lights Award from the Canadian Tourism Commission and Best Travel Photography Award from the Ontario Tourism Summit. In October 2012 he was nominated and accepted into the College of Fellows in the Royal Canadian Geographical Society. He has contributed to numerous books and co-authored *An Artists and Photographers Guide to Wild Ontario*. His work has graced *Canadian Geographic*, *Explore Magazine*, and *Cathay Pacific*, Japan Air in-flight magazines and he blogs for *Canadian Geographic Magazine*. Rob's fine art images reside in England, Australia, Canada and the US. He has worked with One Ocean Expeditions as a photographer and guide since 2010. Along with his photo assignments, he teaches photography at lodges in Ontario, on-board ships in the Arctic and Antarctic and has been part of HSAD teaching faculty for over 10 years. www.robstimpson.com

Hannah Strand is a Montessori Casa teacher and a graduate of the Visual and Creative Arts, Expressive Arts, and Fibre Arts programs at the Haliburton School of The Arts. She creates visual art pieces using a variety of mediums that express encouragement, empowerment, and equality. As a teacher, her passion lies in helping children express themselves creatively, develop cultural awareness, and make sense of their world as their experiences multiply.

Uta Strelive has a rich and varied artistic and teaching past. Since 1981 she has spent her favourite time in her studio, transforming blocks of wood into biologically correct, artistically conceived bird sculptures. Her pieces have won first place and best of show at most competitions she has entered, including the prestigious World Championship Woodcarving Competition in Ocean City, Maryland. Her birds reside in the homes and boardrooms of collectors and admirers in Canada, the US, England, France and Germany. Uta teaches carving and sculpture design classes to carving clubs and other groups and has also judged in many major carving competitions. www.natureartists.com

Otis Tamasauskas, BFA, RCA, is internationally acclaimed as one of Canada's most innovative printmakers. He reaches beyond the conventional confines of the printmaking process with images built and ideas assembled like a construction or collage. The incorporation of strong, visual elements, whole or in pieces, anchor the eye in his active, energetic work. Three-dimensional assemblage or installation is often combined with painted or printed elements. An accomplished virtuoso in the most challenging print techniques, his deft use of engraving, intaglio, lithography, photo, and woodcut distinguishes his work. Otis was Master Printer and Director of Etching at Open Studio in Toronto and has taught printmaking at McMaster University, Scarborough College, University of Toronto, and Queen's University. www.otisink.com/

Sophia Tink's individualistic, imaginative, and identifiable art pieces are hand sketched, sculpted, finely detailed and finished to the highest metalsmithing standards. Since 1982 she has been a professional artist and instructor of one-of-a-kind offerings. She is formally trained with the Sogetsu Ikebana School in the Japanese Art of Floral Design and has achieved specialized certifications such as Mokume Gane Certification Japan, Clay Sculpting CI, Russian Filigree, and Senior Art Clay Instructor in the jewellery industry. Along with her gallery work, she has been recognized throughout the world for her art work and workshops. www.sophiaart.com

Gwen Tooth specializes in teaching bold, expressive, acrylic abstraction concepts and techniques as well as exploratory approaches to innovative, intuitive drawing. She has passionately pursued many art disciplines for over forty years. Gwen participates in juried shows and exhibits her paintings regularly in solo and group shows. Galleries include Beaux-Arts Brampton, Visual Arts Mississauga, Gallery 1313, and Propeller in Toronto. In addition to earning a Fine Arts Certificate from Humber College, Gwen completed a Bachelor of Fine Arts at the Ontario College of Art and Design University, where she studied drawing, painting, printmaking, book arts and textile arts. www.zhibit.org/gwentooth

Al Van Mil studied fine art at the University of Guelph and OCAD. Graduating in 1972, he was deeply involved in the Canadian art scene during the seventies. In 1980, he founded a commercial art company, which grew to be named one of the top three architectural model companies in the world by *New York* magazine in 1986. Selling his subsequent architectural companies in 1989, he again began to pursue painting full-time. His colourful eclectic style continues to evolve as he explores the many possibilities of painting and drawing. Landscape, still life, figurative and abstract elements combine traditional and contemporary imagery. He has exhibited in the National Gallery and The Art Gallery of Ontario, as well as in many privately owned galleries. He has also painted on stage as a performance artist with members of the Canadian Opera Company and the National Ballet of Canada, among others. A variety of agents and prestigious galleries represent Al's work in Ontario, Quebec, New York, and Europe. www.alvanmil.com

Rosemary VanderBreggen is a graduate of Studio Process Advancement at Fleming College and was the first Reclaim Resident Artist at HSAD in 2015. She spent 5 years at Dundas Valley School of Art in Independent Mentored Study and also attended Sheridan College School of Design. Rosemary exhibits widely and is a published artist with work in international, corporate and private collections. She works primarily in the mediums of collage and paint, to which she has recently added sculpture and photography.

Maggie Vanderweit has been sewing since childhood and quilting for over 35 years. Her work is in private collections around the world, in public buildings in Ontario, and has been exhibited in galleries and museums around the world. It includes original wall-hangings created with her own dyed and painted fabrics, silk fusion, felt, hand embroidery, beading, and densely machine quilted surfaces. Maggie presents lectures and classes for guilds, schools, art colleges, shops, the CQA and the 'Creativ' Festival. She sells her original textile art at major exhibitions and from her studio. Maggie is a professional member of Connections, CQA, SDA and a juried art member of SAQA. www.stonethreads.ca

Jessica Wallace, for the past 10 years, has been developing and teaching inspirational programs in Canada and abroad to a wide range of students, community members and organizations, diverse in age, socio-economic status, and cultural backgrounds. In the Cayman Islands, she worked as the Education Manager for the National Gallery, the art teacher for both the primary and high side of St. Ignatius Catholic School, an adjunct professor for the University College of the Cayman Island's Teacher Training Program, as well as the Humanities instructor for International College of the Cayman Islands. Combined with three years of teaching elementary school in Canada, Jessica's experiences have allowed her to create and implement numerous empowering cross-curricular art programs designed to create emotional well-being, personal growth and creative expression, while integrating all educational aspects of the Canadian, UK, and Cayman National Curriculum. As a published author she has had the opportunity to reach beyond the classroom to further communicate her passion, energy, and commitment to educating

and empowering communities by encouraging creative art activities that can help people resolve conflicts and problems, develop interpersonal skills, manage behaviour, reduce stress, increase self-esteem and self-awareness, and achieve insight. Jessica has also been an avid artist for her entire life, opening her first solo-exhibition before she turned sixteen.

Victoria Wallace is a mixed-media visual artist and educator of acrylic, encaustic, and sculptural media. She operated a mural and specialty paint finish company in Toronto for over 25 years, which included work for television programs, commercials, film, restaurants, businesses and private collections across Canada and internationally. She has been trained as a Golden Artist Educator for Golden Paints, Tri-Art Acrylic Program instructor and Product Specialist, and R&F Handmade Paints Certified Encaustic Instructor. She has taught and had exhibits at The Art Gallery of Peterborough, Humber College Assembly Hall and has been an exhibitor during the Kawartha Autumn Studio Tour for the past 7 years. Victoria very much enjoys facilitating the personal creative evolution of each individual artist in her workshops. www.victoria-wallace.com

Susan Watson Ellis followed graduation from the University of Toronto with an apprenticeship to a German Goldsmith. In 1981 she opened Paradigm Designs, creating handcrafted jewellery which sold across Canada. Her work won recognition in 2000 as part of the Ontario Craft Council's "Looking Forward Exhibition" representing contemporary Canadian craft, and curated by the Victoria and Albert Museum in London England. She was also chosen to be part of their "Craft in the Making II" exhibition in 2003, and their juried exhibition "Craft '07". Her work is part of the permanent contemporary Canadian silver collection at the Macdonald Stewart Art Centre in Guelph, Ontario. Susan sells her work from her studio, the One of a Kind Shows in Toronto and at the Ontario Craft Council's Guild Shoppe in Toronto. Susan has taught jewellery courses and workshops since 1992 at the Haliburton School of The Arts, St. Lawrence College, Academy of Artisans, OCAD, and through the Ontario Arts Council's Artist in Education program. www.paradigmjewellery.com

Katherine Wheatley sings truth, bravely, and in detail. Acoustic roots with catchy melodies, arresting vocals, great guitar playing, lyrics that get you and that you get – these are all things that have been written over and over again about her music. Like Shawn Colvin, Edie Brickell and Joni Mitchell, she mines heartache and produces lyrical and melodic gold. And like one of her earliest influences, Gordon Lightfoot, she invokes nature to reflect the emotional intent of her songs. Katherine won the Duke Ellington Award for arranging, the Gordon Delamont Award for Composition and the CMPA award for songwriting at Humber College. Her song "Hallelujah" won a Golden Quill award and was selected, along with "Some Sweet Country" for the new *Rise Again* songbook (30th anniversary publication of Rise Up). In addition to touring across Canada, the US and Europe as a solo singer/songwriter, Katherine is a member of the Toronto super group "Betty and The Bobs", plays regularly in the hilarious and moving duo "Wendell and Wheat" and tours every winter with Jude Vadala and Tannis Slimmon in the trio "Boreal". She's been on Stuart McLean's *Vinyl Cafe*, TVO's *Studio Two*, CBC's *Vicki Gabareau Show* and CTV's *Canada AM*, and has written music for film and television documentaries. www.katherinewheatley.com/

Elinor Whidden received a BA in Canadian Studies/Environmental Studies from Trent University, a BFA from Nova Scotia College of Art & Design and a MFA from SUNY at Buffalo. She has exhibited throughout North America, recently showing work in Alberta and Ontario as well as Detroit, Michigan. Elinor is the recipient of numerous grants and awards including creation grants from the Ontario Arts Council and the Canada Council for the Arts. www.elinor.whidden.com

Liz Wilde worked as Educational Director at the McMichael Gallery, evolved into a computer art and animation consultant and teacher for Amiga in the early 90's, worked as a teacher of visual arts and media arts in the Regional Arts Program at Cawthra Park Secondary School, and taught for 18 summers at the Haliburton School of The Arts. Viewing, creating, and teaching art is a central part of her life. At present she enjoys spending days in her studio, attending life drawing sessions with Central Connection art group, and reconnecting full time with personal artistic endeavours. She is excited to share her love for drawing with simple materials and a mindful approach.

Marcin Wisniewski has been a children's educator for over 5 years. He holds a Master of Arts degree from Concordia University, has worked as a primary school teacher in Seoul, South Korea, and has been facilitating arts and crafts activities at Branksome Hall and Upper Canada College for over 2 years. He likes art in all of its forms and enjoys helping kids explore the world by more experiential means. When not working with children he co-curates *In Your Pocket*, an annual program of short videos recorded using smartphone technologies.

Cassandra Wyszowski attended the New School of Art in Toronto and went on to receive complete training in the medium of Japanese Brush Painting (sumi-é) under Ruth Yamada. In 1972, she earned her Japanese seal on the basis of a test painting submitted to a panel of sumi-é judges in Japan. Cassandra received further training in Western watercolour and Chinese painting and has developed a unique style based on these oriental traditions. She is a member of the Sumi-é Artists of Canada, has been teaching and painting professionally for over 30 years, and has exhibited in numerous galleries in solo and group exhibitions throughout the country. Cassandra has also delivered workshops to painters' and potters' guilds throughout Ontario. Her paintings are held in private and corporate collections in North America and abroad. Cassandra has been teaching at the Haliburton School of The Arts every summer since 1976.

Nora Zylstra Savage promotes individual self-worth and community appreciation of personal life stories through her business, Storylines. She accomplishes this through memoir and creative writing courses which she has been teaching since 1993. She has created and facilitates memoir and music intergenerational programs (Bridging the Gap) for high school and middle school students. Bridging the Gap went international and is now being delivered in Holland. As a personal historian, Nora records other people's life stories and brings enthusiasm, humour and sensitivity to all her programs. www.story-lines.ca

Important Information

Accommodation Information – See [page 90](#).

Administrative Fee – All part-time HSAD course cancellations are subject to a \$25 administrative fee. If you cancel in writing any time up to 14 days prior to course start, you will receive a full refund less a \$25 administrative fee. See below for full refund policy.

Age Groups – Kids: 4 (by Jan. 1, 2016) to 6 years and 7 to 9 years

Youth: 10 to 12 years

Teen: 13 to 18 years

Cancellation of Courses – Please see details outlined in the Refund Policy section below.

Fees – Tuition fees for most part-time credit courses are \$6.43 per hour. The part-time service fee is \$0.74 per course hour to a maximum of \$45 per course. Service fee details below. Material costs are extra and subject to tax.

Freedom of Information – Information given will be used for administration purposes such as registration, student records, class lists and mailing lists.

Harmonized Sales Tax (HST) – Where applicable, HST is included in the course fee listed.

International Fees – Registrants who are not Canadian Citizens or Landed Immigrants will be required to pay course fees based on an international rate. The international rate for a part-time course is calculated at \$17.78 per hour plus a \$0.74 per course hour (up to a maximum of \$45) service fee. A week long credit course will cost \$879.70. Material costs are extra and subject to tax.

Part-Time Service Fee – A part-time service fee of \$0.74 per course hour (up to a maximum of \$45) applies to all adult week-long courses and adult weekend workshops. The fee is included in the advertised fee and will cover services offered to students at the Haliburton School of Art + Design.

VCAD Credits: *Within this calendar, foundation courses are indicated by a single asterisk (*), non-credit courses are indicated by a double asterisk (**), elective courses have no asterisk.*

See [pages 72–73](#) for more information regarding the Visual and Creative Arts Diploma.

Receipt – Your receipt will be emailed to you if you register online and mailed if you register by telephone or mail.

Skill Levels – Courses are designed for the beginner to the advanced student, unless otherwise indicated. Limited class size allows for individual instruction at each level, providing maximum benefit to all students. Please be sure to check the experience recommendations indicated before you register for a course.

Transcripts/Final Grades – Printed transcripts are not automatically provided unless you have completed a Certificate or Diploma, or have requested one. To access your grade, please visit <https://mycampus.flemingc.on.ca> and follow the instructions. You will need your student number, which is shown on your receipt for payment.

Weaving Looms – You should bring your own loom if possible. However, there will be a limited number of looms available from the school. The looms will be available on first come, first served basis.

*Should you require further information,
please call our office for assistance:*

705-457-1680

Toll-free 1-866-353-6464 ext. 3

askus@hsad.ca

Material Lists

A list of materials needed for your course is accessible on-line (usually by May 1). Simply visit www.hsad.ca and search for your course name. There will be a link on that page.

Important details to check:

- Course name
- Course code and section number
- Instructor
- Date

These checks will ensure you are accessing the correct material list for your course.

This list will also indicate any material fees that will be payable to the instructor. Please check the status of your course if you are concerned about the investment in materials. Your material list can be mailed to you upon request.

89

REFUND POLICY

If We Cancel: When the college finds it necessary to cancel a course, a full refund of fees will be granted. Decisions on course cancellations are made two weeks prior to course start in order to provide fair notice to students and instructors. Notifications are made by telephone – be sure to give us an alternate number to call if possible. Should you wish to transfer to another course, every effort will be made to accommodate you, providing there is space. You will be contacted only in the event of cancellation. We cannot be responsible for travel or accommodation expenses.

Courses are non-transferable.

Transcripts are issued for credit courses, making it imperative that the student registered is the student that attends.

If You Cancel: All notifications of cancellation must be received in writing.

If you cancel any time up to 14 days prior to course start, you will receive a full refund less a \$25 administrative fee. If you cancel later than 14 days prior to course start, there is no refund of fees. This policy applies in all circumstances due to our commitment to students and instructors two weeks prior to course start. Should you be able to attend a different course within the fiscal year, we would be happy to attempt to accommodate you.

Our fax number is (705) 457-2255 and is available 24 hours/day 7 days/week. Notification is also welcomed electronically at askus@hsad.ca

*No refunds, partial or whole, will be granted if we receive insufficient written notification.
It may take 2 to 4 weeks for refunds to be processed.*

FAQ 2016

What are the admission requirements?

Students must be 19 years of age or older or a secondary school graduate to register for credit courses. Saturday workshops, Kids', Youth and Teen courses are not subject to this requirement.

What are the ages for courses?

Kids: 4 (by Jan. 1, 2016) to 6 years and 7 to 9 years

Youth: 10 to 12 years

Teen: 13 to 18 years

Please adhere to the ages indicated. The school maintains the right to request proof of age and, if necessary, will remove a child from a course. No refund will be granted in these instances.

Which bus service goes to Haliburton?

Can-ar Coach Service has daily service from Toronto. 1-800-387-7097 www.can-arcoach.com

Is there a taxi service in Haliburton?

Hyland Taxi, 24 hour service, 705-457-1777

Where do people stay when they take a course?

The Haliburton School of Art + Design maintains an accommodation list at www.hsad.ca under the Haliburton Accommodations tab. Options range from private to commercial, from room & board to hotels; the distance to the school is indicated with each.

The County of Haliburton Visitor Information Centre has information available about bed and breakfast establishments, motels, housekeeping cottages and resorts ranging from rustic to luxury. Information can be mailed to you, or names and phone numbers given at your request. Call during business hours: Monday to Saturday until June; 7 days per week in July and August: 1-800-461-7677 or (705) 286-1777. Visit www.experiencehaliburton.com email tourism@experiencehaliburton.com

Can I get art supplies there?

Art supplies will be available for purchase on-site Mondays and Wednesdays from July 4 to August 11, 2016. There are also some art supplies available at local retail outlets.

Can we get something to eat at the school?

Fleming Campus: There is a small servery located at our Haliburton campus. Coffee, muffins, juices, soups, salads, and daily lunch specials are available. The hours are Monday to Friday, 8:30 am to 1:30 pm.

There are also vending machines with drinks and snacks, as well as a microwave and fridge available for your use. Picnic tables will be situated around the property. There are a number of restaurant options in the village.

Please note that there will not be food service for Saturday workshops.

J. Douglas Hodgson Elementary School: There is no cafeteria at this location. Food service options, at time of printing, are unconfirmed.

Can I bring my pet?

Sorry, but pets are not permitted in any of the school locations.

How do I know if the skill level is right for me?

We do our best to indicate the skill level that instruction will be offered at. If there is no indication, assume that it's suitable for beginners. Please give careful consideration to the appropriateness of your course as it relates to your skill level as this will ensure a positive learning experience for all involved. We would be happy to assist you with any questions.

Is smoking allowed?

Smoking is only permitted in designated areas. Please ask for details when you're on site.

Can you help me with special needs?

Fleming College strives to accommodate individuals with special needs. Equal access is important to us. Students requiring special support while at the school should inform us upon registration. Self-identification is your responsibility. Please contact the school in a timely manner to enable us to make necessary arrangements. call (705) 457-1680 or TTY (705) 749-5521.

Is there a discounted fee for seniors?

We don't offer a senior rate for any of our courses, workshops or supplies.

How can I find out more about the local area?

Information about the Haliburton Highlands is available at www.experiencehaliburton.com and www.haliburtoncounty.ca.

Register Early!

It is advisable to register as soon as possible.

Waiting until the last minute limits your choice of courses and may cause unnecessary disappointment.

OPENING DATES FOR REGISTRATION

March 1	Spring and summer Haliburton & OCADU courses and spring Peterborough courses
March 28	Expressive Arts – Part-time within the 8-week spring program
July 4	Fall in all locations



Check our website at www.hsad.ca for the latest information.

Calendar Accuracy

The material in this calendar has been prepared in advance of the academic session to which it pertains. The information presented herein was the most current and accurate information at the time of printing. Fleming College reserves the right to make changes without further notice. For the most current information, please visit www.hsad.ca

BEYOND THE STUDIO

Opportunities to relax, explore and enjoy during summer school!

■ Faculty Exhibition Meet & Greet at the Rails End Gallery & Art Centre

Tuesdays (July 5 to 26) • 4:30 to 6:00 pm

Meet and mingle at the Faculty Show and Sale of new work. This is a great opportunity to relax and enjoy the company of fellow students and instructors as you unwind at the end of the day! Admission by donation.



Rails End Gallery & Arts Centre
23 York St., Haliburton
705-457-2330
www.railsendgallery.com

Message

Massage appointments will be available on-site in the summer. A schedule and sign-up sheet will be posted.

■ Art Talks

Wednesdays • 4:45 to 6:00 pm

The Haliburton School of Art & Design sponsors a weekly free presentation open to all students, staff and public. Join us in the Great Hall. See [page 93](#) for specific presentations.

■ Walk-About & Instructor Feature

Thursdays • 4:00 to 5:45 pm

Students, family, friends and community members are welcome to visit classrooms to see the work in progress and talk with the instructors. Instructor work will also be available to view on screen in the Great Hall.

■ Samplings and Entertainment

Thursdays • 5:30 to 6:30 pm

Each Thursday evening you're invited to the Great Hall to relax, sample locally produced food and beverages, and enjoy a free concert. The Art Auction will replace entertainment on August 11. See [page 92](#) for specific entertainers.

COMMUNITY ARTS EVENTS

Haliburton has a thriving and supportive arts scene with activities and events year round. Check out:

Haliburton Highlands Arts Council – www.haliburtonarts.on.ca

Haliburton Art & Craft Festival, see ad [page 35](#).

Tour de Forest Artisans Tour, see ad [page 48](#).

The Forest Festival, see ad [page 96](#).

HSAD Faculty Exhibition, see ad [page 74](#).

Haliburton County Studio Tour, see ad [page 96](#).

Highlands Summer Festival, see ad [page 96](#).

Highlands Opera Studio www.highlandsoperastudio.com

Sculpture Forest

The Haliburton Sculpture Forest, which wraps around the campus, is a unique outdoor collection of sculptures by Canadian and international artists. The Sculpture Forest experience, which is unstructured and unscripted, is ideal for families looking for an interesting outing, for those who enjoy outdoor trails, and for people looking for a unique artistic experience. Visit the Sculpture Forest anytime. www.haliburtonsculptureforest.ca



*2015 Art Auction donation
from Matt Mancini*

HALIBURTON SCHOOL OF ART + DESIGN FACULTY ART AUCTION

a fabulous annual event with a long history

There will be many unique works of art, all created and generously donated by artists who are members of the faculty at the Haliburton School of Art + Design. A number of Silent Auction items will also be available.

Thursday, August 11, 2016

Haliburton Campus of Fleming College, Great Hall
Preview at 5:00pm • Auction at 7:00pm

Admission is free and all are welcome!

*All proceeds from the Art Auction are directed to bursaries
for students attending arts programs at the Haliburton Campus.*

*The Haliburton School of Art + Design and the Haliburton Campus Friends Committee gratefully acknowledge
the on-going support of the faculty, staff and friends who donate so generously to this event.*

PLEASE WELCOME TO THE STAGE

Join us in the Great Hall from 5:30 to 6:30 pm.
Our entertainment is suitable for adults and children alike.

Thursday, July 7

October Browne



October Browne has been playing guitar for more than 30 years and singing for 20. She has recorded four CDs on which she plays guitar, mandolin, cittern, bodhran and fiddle. She can also be heard on compilations with artists such as George Michael and Bruce Cockburn. She has become known for her

intimate, heartfelt guitar instrumentals, emotive singing, and is one of a small handful of women who play fingerstyle guitar professionally. October has played around the world in various musical capacities that range from musical director and band member, to accompanist and soloist. www.octoberbrowne.com

Thursday, July 14

Eve Goldberg and Brenna MacCrimmon

Known for her watercolour voice and solid guitar style, Eve Goldberg is a compelling writer and interpreter whose music spans folk, blues, country, swing, bluegrass, and gospel. Brenna MacCrimmon is a Canadian folk singer who has been performing, studying and teaching Balkan and Turkish music since the late 1980s.



Thursday, July 21

Andy Rush and the Choral Singers

Experience the power of the collective voice! A group of individuals – most meeting for the first time just four days prior to become part of this choral group – will raise their voices together in song. The result will be extraordinary. Andy Rush's passion for performance and music motivates his musicians and energizes entire rooms. You'll witness and hear but, most of all, you'll feel the remarkable phenomenon of the collective voice.



Thursday, July 28

Katherine Wheatley

According to the *Toronto Star*, Katherine Wheatley “turns pebbles of everyday life into dreamy mountains of song.” It’s an apt observation about this geologist-turned-songwriter. As she travels between shows on North America’s highways, the landscape, as well as the characters she encounters on her travels, inspire her songs. She has an uncanny ability to take minor observations in life and find their soul. With offhand wit, vibrant lyrics and an infectious passion for performing, Katherine has been captivating audiences everywhere she performs. Warren Footz from *SEE Magazine* in Edmonton wrote “As a listener, it’s hard not to sit back, close your eyes and watch the movie play. And man, can this serene red head ever play guitar.” www.katherinewheatley.com



Thursday, August 4

Rick Fines

Rick Fines has been playing music professionally for 30 years now and is a veteran of the folk and blues circuits in North America. His song “Riley Wants His Life Back” won first place in the blues category of the International Songwriting Competition, with B.B. King as one of the judges! He won Maple Blues Awards for Acoustic Act of the Year (twice) and Songwriter of the Year. His work with Jackson Delta brought nominations from both the Juno and the Handy Awards. Rick has toured around the world sharing his understanding of blues, finger-style and bottleneck guitar. His 11th recording, *Solar Powered*, was recorded just south of Haliburton using solar power exclusively. www.rickfines.com



Thursday, August 11

Annual Art Auction

See [page 91](#) for details.

Community Arts Events

Check out some Haliburton-area arts events on [page 91](#).

Wednesday, July 6

The Domestic Acts of Love

with Michele Karch Ackerman

Michele Karch-Ackerman makes clothing for ghosts. For over twenty years she has stitched conceptual wardrobes to manifest healing. From stitching christening gowns for pioneer babies who died before they could be baptized, making *Travel Coats for Lost Souls* for those who died in the Swiss Air Crash, and nightgowns for soldiers who perished in the First World War, to creating a mythical boarding school for the Dionne Quintuplets and a series of foundling garments for the unwed mothers who were forced to give up their babies in the early to mid-twentieth century. Her most recent exhibition *Little Flower Sanatorium* was inspired by tuberculosis sanatoriums (involving Michele in an artist residency at a hospital) and was featured in Part Two of her retrospective *The Domestic Acts of Love*; an exhibition partnership between Tom Thomson Gallery and The Grimsby Public Gallery. Join Michele as she takes you on a visual tour of the eight major shows that encompass this remarkable exhibition. Her newest publication *Little Flower Sanatorium* will be available for viewing.

Wednesday, July 13

A Cultural Exploration of Textiles

with Gunnel Hag

Explore the magic of colour and pattern in printed and dyed fabrics from around the world. Historical dyed and printed fabrics are compared with contemporary fabrics to gain an understanding of the production of these exquisite textiles and the role they continue to play in contemporary patterns and colours. Fabric samples will be available to view and discuss.

Wednesday, July 20

Monet's Water Lilies – A Big Story about Painting

with Andrea Mossop

Monet's revolutionary approach redefined painting, realizing a painting as much more than a window onto a naturalistic three-dimensional world. Through images of his work and sanctuary at Giverny, discover what the act of painting was to him and the role it played in his relationship with his home, garden, family, and France. Learn how he came to paint the large *Water Lilies* – and what they mean. Consider how to move Monet's legacy forward into your personal way of painting.

Wednesday, July 27

The Art of Material Culture

with Rosemary VanderBreggen

Emotional surprises, infinite possibilities, and unexpected relationships all arose from Rosemary's daily visits to the landfill. As the 2015 Reclaim Artist in Residence, she undertook a seemingly straightforward project that twisted and turned into an unexpected and deep life experience. The frailty of the human condition, the nostalgia of memories, and the perception of value were all apparent as she sought objects for use in her art. It became so much more than an effort to recycle. "My art will forever be changed by the experiences I've had within this residency and I plan to continue my study of found objects through garbage."

Art Talks

4:45 to 6:00pm • Wednesdays from July 6 to August 10

Art Talks are held in the Great Hall of Fleming Campus.
Friends, family and community members welcome.
Free!

Wednesday, August 3

The Draw of Art

with Kate Carder-Thompson

Kate's work is as varied as it is unexpected, ironic, and thought provoking. She confronts creative processes in such a way that you see things a little differently than you did before. Whichever the medium, the common thread is consideration of the first visual glimpse of the concept – the drawing. Through a visual survey of her work she'll have you rethinking habits, supports and techniques, considering new tools and re-visiting trusted ones, and realizing the potential of creative process.

Wednesday, August 10

Life Sketches

with Robert Bateman

Join Robert Bateman as he recounts his evolution as an artist; a journey firmly rooted in a passion for the natural world. Glimpse his perspectives and practices, both in life and art. His recently released memoir, *Life Sketches*, will be available for purchase.

93

explore haliburtonsculptureforest.ca

free
admission.

open dawn
to dusk.

30+ sculptures
in Glebe Park
Haliburton.



Bursaries

■ Haliburton School of Art + Design Art Auction Bursaries

The Marketing and Advancement Department is offering bursaries of \$450 for one-week courses and \$800 for full time programs. These bursaries exist through funds raised at the annual Art Auction and are available to students taking any credit course within this brochure.

Haliburton School of Art + Design – One-Week Courses

Several bursaries are awarded to students studying in short programs throughout the year. (\$450)

Term: Spring, Summer & Fall

Submission process: Contact Haliburton Campus for application. 1-866-353-6464 ext. 3 or 705-457-1680 or askus@hsad.ca

Deadline: April 29, June 13, & September 13, 2016

Haliburton School of Art + Design – Full-Time Programs

Several bursaries are awarded to students studying full-time in both arts and non-art programs at the Haliburton School of Art + Design. (\$800)

Terms: Fall, Winter & Spring

Submission process: Financial Aid Office online application

Deadline: Details available on web page

We gratefully acknowledge numerous donors as well as the faculty, staff and friends of the Haliburton School of Art + Design for their generosity in providing the works of art and organizational time for the Art Auction.

Please refer to web page for additional information and application details.

■ Stanley F. Dance Scholarship

Awarded to a student registered in a course that focuses on writing or music. (1x \$228)

Term: Summer

Submission Process: Contact Haliburton Campus for application. 1-866-353-6464 ext. 3 or 705-457-1680 or askus@hsad.ca

Apply for the following bursaries using the Financial Aid Office online fund application.

■ CFUW Haliburton Chapter Student Bursary

Awarded to a female student in financial need enrolled in a full-time program at the Haliburton Campus. Must also be a resident of Haliburton County. (Variable amount)

Term: Fall

■ Denis Cliff Endowed Bursary

Awarded to a student in financial need who is enrolled in the Visual Arts Fundamentals and Drawing Program at the Haliburton Campus. (Variable amount)

Term: Fall

■ Donald Crump Endowed Bursary

Awarded to a full-time student in financial need enrolled in the Photo Arts Certificate Program at the Haliburton School of Art + Design. (Variable amount)

Term: Fall

Deadline: August 19, 2016

■ Kathleen Finlay Memorial Bursary

Awarded to a full-time student in financial need enrolled in the Visual & Creative Arts Fundamentals (Drawing and Painting) program. (Variable amount)

Term: Fall

■ Carole and Don Finn Endowed Bursary

Awarded to a full-time student in financial need in the Arts Certificate/Diploma Program at the Haliburton Campus. (Variable amount)

Term: Fall

■ Clark Guettel Memorial Student Bursary

Awarded to a full-time student in the Glassblowing Program at the Haliburton Campus. (Variable amount)

Term: Winter

■ Haliburton Friends Student Bursaries – Sustainable Building

Awarded to a full-time student in the Sustainable Building Program at the Haliburton Campus. (Variable amount)

Term: Spring

■ Haliburton Campus Staff Bursary

Awarded to a full-time in financial need that is registered in a program that is offered at the Haliburton Campus. (Variable amount)

Terms: Fall, Winter & Spring

■ Janet Honsberger Endowed Bursary

Awarded to a full-time student registered in the Visual and Creative Art Diploma and/or any of the Arts certificate programs offered by the Haliburton School of Art + Design. (Variable amount)

Term: Fall

■ The Gallen-Ludgate Arts Bursary

Awarded to a full time student registered in the Visual and Creative Art Diploma and/or any of the Arts certificate programs offered by the Haliburton School of Art + Design. (Variable amount)

Term: Fall

Questions?

Please refer to the website for details
and application deadlines.

flemingcollege.ca/financial-aid/scholarships-and-bursaries

Select your program of choice from the right-hand column.

Request additional information at
1-866-353-6464 ext. 3 or 705-457-1680
askus@hsad.ca

Submission guidelines are subject to change, please check the College website to confirm all submission information prior to the start of your program or course.



**Haliburton School
of Art + Design**
Fleming College

“Adopt a Cabin” Renovation Fund

Each summer, artists from across Canada travel to Haliburton to be a part of Haliburton School of Art + Design. Outstanding visual artists, performers and designers share their talents when they teach one or more weeks in our summer art program.

During their time in Haliburton, our faculty stay in rustic cabins built by the college in the 1970s. Located in a natural setting, the cabins are truly an inspiration to the artists who have the opportunity to stay in them. The availability of the cabins makes teaching at the Haliburton School of Art + Design a possibility for artists who do not live in the area or have access to local accommodation. However, the cabins that welcome more than 150 artists each year are in need of renovations so they are safer, more functional and more energy efficient to ensure we provide the best space possible for Canada's creative talent.

Being able to offer this renewed type of accommodation to our seasonal faculty allows us to continue to attract the best of the best in Canadian artistry, which provides a better experience for all our students.

You can help to ensure the Haliburton School of Art + Design continues to offer courses by the most talented artists in Canada by supporting our 'Adopt a Cabin' renovation fund.

If you would like more information about how you can help, please contact:

Lyn Giles, Senior Advancement Officer

1-866-FLEMING (353-6464) ext. 1739

lyn.giles@flemingcollege.ca

95

Make your gift today by clicking on the “Donate Now” link at:

www.flemingcollege.ca/advancement/giving-to-fleming

and selecting “Adopt a Cabin” from the menu.

A charitable tax receipt will be issued for all gifts to this fund



The Agnes Jamieson Gallery has been operating as a public art gallery since 1981. Open year round, the gallery offers community programming of visual art exhibitions from local and regional artists and its permanent collection; consisting of work by André Lapine, ARCA (1866-1952).

Part of the Minden Hills Cultural Centre, the gallery coordinates its programming with the Minden Hills Museum and Nature's Place.

Visit the centre and enjoy a day discovering Minden heritage, Haliburton's ecological environment and Canadian art.

Agnes Jamieson GALLERY

MINDEN HILLS Cultural Centre



"What a treasure, hidden away in a small village. Local people take notice! Very impressive."
—Deb Filles

176 Bobcaygeon Road
Minden 705-286-3763

www.mindenhills.ca/cultural-centre



2016

29th Annual HALIBURTON studio tour COUNTY

Join us for 2 weekends of fine art & craft, set amongst the beautiful fall colours of the Haliburton Highlands.

OCTOBER 1ST & 2ND • 10AM - 5PM

THANKSGIVING WEEKEND
OCT. 8TH & 9TH • 10AM - 5PM

705.457.9110
www.haliburtonstudiotour.on.ca

Haliburton Forest & Wild Life Reserve
proudly presents



10th Anniversary
August 17-21, 2016

New Exciting Performances!

Experience Unique
Summer Performances
at our Waterfront Amphitheatre
& Historic Logging Museum

Tickets & information **705.754.2198**

www.theforestfestival.com




Highlands
summer
festival
Live Theatre

2016

Fill Your Summer with
LIVE THEATRE

Performances

July 4th
to Aug. 9th



July 4-8,
10 (2:30 matinee)
July 11-14



Tickets or
more information
705.457.9933
Toll Free
855.457.9933

July 18-22, 27-29

August 1-5, 10-12



The Judgment of Paris

July 24 (2:30 matinee)
July 25-26



August 7 (2:30 matinee)
August 8, 9



Order tickets online

HighlandsSummerFestival.on.ca

The Art of Design.



Design Studies With A Difference: education that integrates art, material practices, production techniques, and experiential learning – all explored through the lens of design discipline principles, elements and processes.

We developed our suite of programs to inspire creative thinkers, builders and problem solvers, and to provide them with solid technical skills training. Work with professional designers; apply your skills in state-of-the-art studios.

Be the one who shapes the future of design. Prepare for all creative possibilities at Haliburton School of Art + Design.

CERTIFICATE PROGRAMS

Digital Image Design

Moving Image Design

Sustainable Building Design and Construction

DIPLOMA PROGRAMS

Integrated Design

Graphic Design – *offered at our Peterborough Campus*



DESIGN YOUR FUTURE.

Integrated Design Diploma

Become the designer you've always wanted to be. Our Integrated Design program will give you the fundamental design skills and critical thinking needed to become a successful designer in the 21st century. This one-of-a-kind, accelerated diploma program incorporates a hands-on approach to material culture, sustainability and fine craftsmanship.

In three semesters, you'll explore and experiment, collaborate, communicate and ultimately discover your design talent. You will be well-prepared to apply your knowledge and skills developed during the program to whatever design specialty you choose to pursue.

Start Date: September 2016

hsad.ca

Program Coordinator: Barr Gilmore RCA, MDes
barr.gilmore@flemingcollege.ca
1-866-353-6464 ext. 6706

**WE HAVE A 3D PRINTER
AND A LASER CUTTER**





**Haliburton School
of Art + Design**
Fleming College



705.457.1680
Toll Free 1.866.353.6464 ext. 3

askus@hsad.ca

297 College Drive
Box 839, Haliburton, Ontario
K0M 1S0

hsad.ca



twitter.com/flemingHSAD



facebook.com/flemingHSAD



instagram.com/flemingHSAD